Local & Munl. (1895.) Department.

PRINTED.

G.O., No. 4962.

DATED 15th March 1895.

[Despatch Abstract.]

Budget.

Reviewing the Tanjore District Board --- for 1895-96.

BACK PAPERS.

G.O.	No.	Department.	Date.	G.O.	No.	Department.	Date.

FURTHER PAPERS.

G.O.	No.	Department.	Date.	G.O.	No.	Department.	Date.

Do. Do.	1	20 . .	20 . .	
Draughtsman and Attender	1	8 . .	8 . .	
Draftsman	1	40 . .	40 . .	
Estimator	1	25 . .	25 . .	
Provident Fund Clerk	1	15 . .	15 . .	
Peon	1	7 . .	7 . .	
Lascars at Rs 7 each	3	21 . .	21 . .	G.O 1277 L 30-5-92
Night Watchman	1	6 . .	6 . .	" 589 L 28-3-94
Total	16	982 . .	982 . .	

Subordinate Engineering Staff.

1st Supervisor	1	150 . .	150 . .	
2nd Do.	1	120 . .	120 . .	
3rd Do.	1	100 . .	100 . .	
Clerk at Rs 15 each	13	45 . .	45 . .	
Lascars at Rs 6 each	6	36 . .	36 . .	
Total	12	451 . .	451 . .	
Overseers at Rs 60 each	2	120 . .	120 . .	
Do. at " 50	3	150 . .	150 . .	
Do. at " 40	5	200 . .	200 . .	G.O. 589 L. 28-3-94.
Special Overseer	1	30 . .	30 . .	Do.
Clerks at Rs 15 each	9	135 . .	135 . .	
Cooks	1	12 . .	12 . .	G.O. 594 L 18-3-93.
Lascars at Rs 6 each	10	60 . .	60 . .	
Total.	31	707 . .	707 . .	

Grant II.

A. — Inspection. —

Inspecting School-master, Tanjore W. Range.	1	30	30	G. O. 3131 L / 5.12.90
Do. — Do. East — Do.	1	35	35	
Do. — Kumbakonam Taluk.	1	35	35	
Do. — Mayavaram — Do.	1	35	35	G. O. 2468 / 20.10.89 & 660 L / 31.3.88
Do. — Shiyali — Do.	1	25	25	
Do. — Negapatam — Do.	1	30	30	
Do. — Nannilam — Do.	1	30	30	G. O. 1819 L. M / 9.8.92.
Do. — Tiruturaipundi — Do.	1	30	30	
Do. — Mannargudi — Do.	1	35	35	G. O. 2468 / 22.10.89 & 660 L / 31.3.88.
Do. — Patukota — Do.	1	30	30	
Do. — of Muhammadan Schools	1	30	30	G. O. 594 L / 18-3-93.
Total	11	345	345	

B. — Secondary Schools. —

High School, Tiruvalur. —

Head-master	1	120	120	
2nd master	1	80	80	
3rd master	1	60	60	G. O. No. 1277 L / 30.5.92 & 589 / 28.3.94
4th Master	1	50	50	
5th — Do.	1	35	35	
6th — Do.	1	25	25	
7th — Do.	1	20	20	
8th — Do.	1	17 8	17 8	
Tamil Pundit	1	17 8	17 8	
Sanskrit Do.	1	13	13	
Drawing-Master	1	15	15	G. O. 589 / 28.3.94.
Gymnastic Instructor	1	15	15	
Clerk	1	10	10	G. O. 594 L / 18.3.93.
Peon	1	6	6	
Night Watchman	1	5	5	G. O. 2311 L / 7.10.92.
Toty	1	4	4	G. O. 594 L / 18.3.93.
Total	16	493	493	

Chattram School, Rajamadam.

Head-master	1	15	15	G. O. 589 / 28.3.94.
2nd master	1	12	12	

3rd Master	1	10 . .	10 . .	
4th Do.	1	8 . .	8 . .	
5th Do.	1	5 . .	5 . .	
Peon	1	4 . .	4 . .	
Gymnastic Teacher	1	7 . .	7 . .	G.O. 736L 30·3·87 & 594 18·3·93
Total	7	61 . .	46 . .	
Middle School, Prakanad				
Head-master	1	30 . .	30 . .	G.O. 2145L 12·11·87, 2878L dt 11·12·89 & 594 18·3·93
2nd master	1	20 . .	20 . .	
3rd Do.	1	15 . .	15 . .	
Gymnastic Instructor	1	12 . .	12 . .	
Peon	1	5 . .	5 . .	
Total	5	82 . .	82 . .	
Middle School, Pakuketa				
Headmaster	1	20 . .	20 . .	G.O. 948L 24·4·90 & 594 18·3·93
2nd master	1	15 . .	15 . .	
3rd Do.	1	12 . .	12 . .	
Gymnastic Teacher	1	10 . .	10 . .	
Peon	1	5 . .	5 . .	G.O. 589 28·3·94
Total	5	62 . .	62 . .	
Primary Department				
Teacher	1	12 . .	12 . .	
Do.	1	10 . .	10 . .	
Do.	1	8 . .	8 . .	
Do.	1	6 . .	6 . .	
Total	4	36 . .	36 . .	
Prakanad Primary School				
Teacher	1	12 . .	12 . .	
Do.	1	10 . .	10 . .	
Do.	1	8 . .	8 . .	G.O. 2145L 12·11·87
Do.	1	5 . .	5 . .	
Total	4	35 . .	35 . .	
Sanskrit School, Tiruvadi				
Head-Pundit	1	40 . .	40 . .	
1st Assistant	1	25 . .	25 . .	

Grant II.

A. — Inspection.				
Inspecting School-master, Tanjore W. Range	1	30	30	G. O. 3131 L / 5.12.90
Do. — Do. East — Do.	1	35	35	
Do. — Kumbakonam Taluk	1	35	35	
Do. — Mayavaram — Do.	1	35	35	G. O. 2468 / 20.10.89 & 660 L / 31.3.88
Do. — Shiyali — Do.	1	25	25	
Do. — Negapatam — Do.	1	30	30	
Do. — Nannilam — Do.	1	30	30	G. O. 1819 L. M / 9.8.92.
Do. — Tiruturaipundi — Do.	1	30	30	
Do. — Mannargudi — Do.	1	35	35	G. O. 2468 / 22.10.89 & 660 L / 31.3.88.
Do. — Patukota — Do.	1	30	30	
Do. — of Muhammadan Schools	1	30	30	G. O. 594 L / 18-3-93.
Total	11	345	345	
B. — Secondary Schools.				
High School, Tiruvalur.				
Head-master	1	120	120	
2nd master	1	80	80	
3rd master	1	60	60	G. O. No. 1277 L / 30.5.92 & 589 / 28.3.94
4th Master	1	50	50	
5th — Do.	1	35	35	
6th — Do.	1	25	25	
7th — Do.	1	20	20	
8th — Do.	1	17 8	17 8	
Tamil Pundit	1	17 8	17 8	
Sanskrit Do.	1	13	13	
Drawing-Master	1	15	15	G. O. 589 / 28.3.94.
Gymnastic Instructor	1	15	15	
Clerk	1	10	10	G. O. 594 L / 18.3.93.
Peon	1	6	6	
Night Watchman	1	5	5	G. O. 2311 L / 7.10.92.
Toty	1	4	4	G. O. 594 L / 18.3.93.
Total	16	493	493	
Chattram School, Rajamadam.				
Head-master	1	15	15	G. O. 589 / 28.3.94.
2nd master	1	12	12	

3rd Master	1	10 . .	10 . .		
4th Do.	1	8 . .	8 . .		
5th Do.	1	5 . .	5 . .		
Peon	1	4 . .	4 . .		
Gymnastic Teacher	1	7 . .	7 . .	G.O. 7362 30·3·87 & 594 18·3·93	
Total	7	61 . .	46 . .		
Middle School, Prakanad					
Head-master	1	30 . .	30 . .	G.O. 2145L 12·11·87, 2878L dt 11·12·89 & 594 18·3·93	
2nd master	1	20 . .	20 . .		
3rd Do.	1	15 . .	15 . .		
Gymnastic Instructor	1	12 . .	12 . .		
Peon	1	5 . .	5 . .		
Total	5	82 . .	82 . .		
Middle School, Pakuketa					
Headmaster	1	20 . .	20 . .	G.O. 9482 24·4·90 & 594 18·3·93	
2nd master	1	15 . .	15 . .		
3rd Do.	1	12 . .	12 . .		
Gymnastic Teacher	1	10 . .	10 . .		
Peon	1	5 . .	5 . .	G.O. 589 28·3·94	
Total	5	62 . .	62 . .		
Primary Department					
Teacher	1	12 . .	12 . .		
Do.	1	10 . .	10 . .		
Do.	1	8 . .	8 . .		
Do.	1	6 . .	6 . .		
Total	4	36 . .	36 . .		
Prakanad Primary School					
Teacher	1	12 . .	12 . .		
Do.	1	10 . .	10 . .		
Do.	1	8 . .	8 . .	G.O. 2145L 12·11·87	
Do.	1	5 . .	5 . .		
Total	4	35 . .	35 . .		
Sanskrit School, Tiruvadi					
Head-Pundit	1	40 . .	40 . .		
1st Assistant	1	25 . .	25 . .		

[illegible]	1	10	10	
2nd Assistant	1	20	20	
3rd Do.	1	20	20	
4th Do.	1	15	15	
5th Do.	1	15	15	G. O. No. 941 L 9.8.86.
6th Do.	1	15	15	
7th Do.	1	10	10	
Peon	1	6	6	G. O. No. 594 L 18.3.93.
Total	9	166	166	
Girls' School, Vidamangalam				
Head-Mistress	1	25	25	
2nd Mistress	1	16	16	
3rd Do.	1	12	12	G. O. 2878 L. M. 11.12.89, 1869 29.8.89 & 594 18.3.93
Conductress	1	5	5	
Pupil-Teacher	1	4	4	
Total	5	62	62	
Elementary Schools				
Schools containing 1st, 2nd, 3rd & 4th Standard classes.				
Head master	1	10	10	
2nd Master	1	7	7	
3rd Do.	1	5	5	
4th Do.	1	4	4	
Total	4	26	26	
Grant III				
Hospitals & Dispensaries				
Rajah Mirasdars' Hospital				
Medical Subordinate	1	50	50	G. O. 589 28.3.94
Clerk	1	12	12	G. O. 756 L. M. 1.4.91.
Compounders	2	30	30	
Paid probationers	3	15	15	G. O. 2274 L. 5.10.89
Purveyor	1	10	10	G. O. 1719 L. Mis 13.7.91.
Peons	3	21	21	
Head cook	1	8	8	
Assistant cook	1	5	5	
Midwife	1	15	15	G. O. No. 1022 L 11.5.93.

	1	10 . .	10 . .		
Nurse	1	7 . .	7 . .	G.O. 1022 L / 11.593.	
Waterman	1	6 . .	6 . .		
Ward cooly	1	6 . .	6 . .		
Mashalajee	1	5 . .	5 . .		
Gardeners	2	10 . .	10 . .		
Dhoby	1	8 . .	8 . .		
Male Jotiés	2	12 . .	12 . .		
Female Jotiés	2	10 . .	10 . .		
Total	25	230 . .	230 . .		
Reserve Hospital Assistants	3	75 . .	75 . .		
Medical School.					
Superintendent	1	100 . .	100 . .		
1st Assistant	1	75 . .	75 . .		
2nd Do.	1	50 . .	50 . .	G.O. 1730 L / 5.8.89	
3rd Do.	1	55 . .	55 . .		
Peon	1	7 . .	7 . .	G.O 589 / 28.3.94.	
Sweeper	1	4 . .	4 . .		
Total	6	291 . .	291 . .		
Stipendiary Students		117 . .	117 . .		
District Surgeons' Establishment.					
Head-Clerk	1	25 . .	25 . .	G.O. 1247. Mis L / 30.5.92	
2nd Clerk	1	15 . .	15 . .		
Peons	2	14 . .	14 . .	G.O. 589 / 28.3.94.	
Total	4	54 . .	54 . .		
District Board Dispensaries.					
Adiarampakam.					
Apothecary	1	65 10 .	65 10 .	G.O. No. 864. L. Mis / 14.4.91.	
Compounder	1	9 . .	9 . .		
Lascar	1	5 . .	5 . .		
Cook	1	5 . .	5 . .		
Ward cooly	1	5 . .	5 . .		
Toty	1	5 . .	5 . .		
Midwife	1	15 . .	15 . .	G.O. 1022. L. Mis / 11.5.93.	
Total	7	109 10 .	109 10 . .		

	1	10 . .	10 . .		
Didawangalaw					
Hospital Assistant	1	30 10 .	30 10 .		
Compounder	1	9 . .	9 . .		
Midwife	1	15 . .	15 . .	G.O. 2627 L, 11.11.92. 2813 L.M, 3.12.92 1022 L.M, 11.5.93 594 18.3.93	
Lascar	1	6 . .	6 . .		
Cook	1	4 . .	4 . .		
Coty	1	4 . .	4 . .		
Total	6	68 10 .	68 10 .		
Pattawah					
Hospital Assistant	1	30 10 .	30 10 .		
Compounder	1	9 . .	9 . .		
Lascar	1	6 . .	6 . .	G.O. 2627 L, 11.11.92 2813 L.M, 3.12.92 1022 L, 11.5.93	
Midwife	1	15 . .	15 . .		
Coty	1	4 . .	4 . .		
Cook	1	4 . .	4 . .		
Total	6	68 10 .	68 10 .		
Kilangolaw					
Hospital Assistant	1	30 10 .	30 10 .		
Compounder	1	9 . .	9 . .		
Lascar	1	6 . .	6 . .	G.O. 1022 L.M, 11.5.93	
Cook	1	4 . .	4 . .		
Coty	1	4 . .	4 . .		
Total	5	53 10 .	53 10 .		
Mauamel Rudi					
Hospital Assistant	1	30 10 .	30 10 .		
Compounder	1	9 . .	9 . .		
Lascar	1	6 . .	6 . .	G.O. No. 2813 L.M, 3.12.92.	
Cook	1	4 . .	4 . .		
Coty	1	4 . .	4 . .		
Total	5	53 10 .	53 10 .		
Himisab					
Hospital Assistant	1	30 10 .	30 10 .		
Compounder	1	9 . .	9 . .		
Lascar	1	6 . .	6 . .		
Coty	1	4 . .	4 . .	G.O. 1022 L.M, 11.5.93.	

	1	10 . .	10 . .		
Cook	1	4 . .	4 . .		
Midwife	1	15 . .	15 . .	G.O. No 1022 L Dn 11.5.93.	
Total	6	68 10 .	68 10 .		
Taluk Board Dispensaries —					
Tanjore Taluk Board —					
Vallam Dispensary —					
Hospital Assistant	1	39 6 .	39 6 .		
Compounder	1	15 . .	15 . .		
Midwife	1	15 . .	15 . .	G.O. 1380 L Dn 17.6.89 & 594 L 18.3.93	
Peon	1	6 . .	6 . .		
Coly	1	5 . .	5 . .		
Total	5	80 6 .	80 6 .		
Tirumvadi Dispensary —					
Hospital Assistant	1	39 6 .	39 6 .		
Compounder	1	15 . .	15 . .		
Lascar	1	5 . .	5 . .		
Midwife	1	15 . .	15 . .	G.O. 772 L Dn 2.4.91 & 594 L 18.3.93	
Coly	1	5 . .	5 . .		
Total	5	79 6 .	79 6 .		
Tirukkattupalli Dispensary —					
Hospital Assistant	1	39 6 .	39 6 .		
Compounder	1	12 . .	12 . .		
Lascar	1	5 . .	5 . .	G.O. No 375 9.4.80	
Coly	1	5 . .	5 . .		
Total	4	61 6 .	61 6 .		
Avyampet Dispensary —					
Hospital assistant	1	30 10 .	30 10 .		
Compounder	1	15 . .	15 . .		
Midwife	1	15 . .	15 . .	G.O. 772 L Dn 2.4.91 & 594 L 18.3.93	
Lascar	1	5 . .	5 . .		
Sweeper	1	3 . .	3 . .		
Total	5	68 10 .	68 10 .		
Gandharvakottai Dispensary —					
Hospital assistant	1	30 10 .	30 10 .		
Compounder	1	15 . .	15 . .		
Midwife	1	15 . .	15 . .	G.O. No 594 L 18.3.93	

Papaveraceæ Argemone

Hispida Lindl.	1	39 6.	39 6.	
Compounder	1	12 .	12 .	E.O. 1869 & Ms 29.8.89
Lacera	1	5 .	5 .	
Ochroleuca	1	3 .	3 .	
Total	4	59 6.	59 6.	

Cruciferæ Nasturtium.

officinale R. Br.	1	131 4.	131 4.	E.O. 1022 & Ms 11.5.93.
Compounder	1	9 " .	9 " .	E.O. 1871 & Ms 24.8.89
Palustre	1	10 .	10 .	
Fœn	1	6 .	6 .	E.O. 529 28.3.91
Lunare	1	5 .	5 .	
Mille Folij	1	4 .	4 .	
Coorg	1	4 8.	4 8.	
Wightianus	1	3 8.	3 8.	
Total	8	173 4.	173 4.	

Papaveraceæ Argemone

Hispida Lindl.	1	39 6.	39 6.	E.O. 1869 & Ms 29.8.89.
Compounder	1	15 .	15 .	E.O. 1201 & 1874 & 529 30.8.90, 18.3.93 & 28.3.94.
Palustris	1	10 .	10 .	
Lacera	1	5 .	5 .	
Ochroleuca	1	3 .	3 .	
Total	5	72 6.	72 6.	

Cruciferæ Nasturtium Palustre DC.

Sisymbrium Thalictrifolium Hayne.

Hispidulum Boiss.	5	68 10.	68 10.	
Compounder	1	12 .	12 .	E.O. 1869 & Ms 29.8.89.
Palustris	1	10 .	10 .	E.O. 529 28.3.91.
Lacera	1	5 .	5 .	
Ochroleuca	1	3 .	3 .	
Total	5	60 10.	60 10.	

Violaceæ Viola

Hispida Lindl.	1	39 6.	39 6.	E.O. 1869 & Ms 29.8.89.
Compounder	1	15 .	15 .	E.O. 1201 & 1874 & 529 30.8.90, 18.3.93 & 28.3.94.
Palustris	1	10 .	10 .	
Lacera	1	5 .	5 .	
Ochroleuca	1	3 .	3 .	
Total	5	72 6.	72 6.	

Cruciferæ Nasturtium Palustre DC.

Sisymbrium Thalictrifolium Hayne.

Hispidulum Boiss.	5	68 10.	68 10.	
Compounder	1	12 .	12 .	E.O. 1869 & Ms 29.8.89.
Palustris	1	10 .	10 .	E.O. 529 28.3.91.
Lacera	1	5 .	5 .	
Ochroleuca	1	3 .	3 .	
Total	5	60 10.	60 10.	

Violaceæ Viola

Hispida Lindl.	1	39 6.	39 6.	E.O. 1869 & Ms 29.8.89.
Compounder	1	15 .	15 .	E.O. 1201 & 1874 & 529 30.8.90, 18.3.93 & 28.3.94.
Palustris	1	10 .	10 .	
Lacera	1	5 .	5 .	
Ochroleuca	1	3 .	3 .	
Total	5	72 6.	72 6.	

Cruciferæ Nasturtium Palustre DC.

Sisymbrium Thalictrifolium Hayne.

Hispidulum Boiss.	5	68 10.	68 10.	
Compounder	1	12 .	12 .	E.O. 1869 & Ms 29.8.89.
Palustris	1	10 .	10 .	E.O. 529 28.3.91.
Lacera	1	5 .	5 .	
Ochroleuca	1	3 .	3 .	
Total	5	60 10.	60 10.	

Violaceæ Viola

Hispida Lindl.	1	39 6.	39 6.	E.O. 1869 & Ms 29.8.89.
Compounder	1	15 .	15 .	E.O. 1201 & 1874 & 529 30.8.90, 18.3.93 & 28.3.94.
Palustris	1	10 .	10 .	
Lacera	1	5 .	5 .	
Ochroleuca	1	3 .	3 .	
Total	5	72 6.	72 6.	

Cruciferæ Nasturtium Palustre DC.

Sisymbrium Thalictrifolium Hayne.

Hispidulum Boiss.	5	68 10.	68 10.	
Compounder	1	12 .	12 .	E.O. 1869 & Ms 29.8.89.
Palustris	1	10 .	10 .	E.O. 529 28.3.91.
Lacera	1	5 .	5 .	
Ochroleuca	1	3 .	3 .	
Total	5	60 10.	60 10.	

Violaceæ Viola

Hispida Lindl.	1	39 6.	39 6.	E.O. 1869 & Ms 29.8.89.
Compounder	1	15 .	15 .	E.O. 1201 & 1874 & 529 30.8.90, 18.3.93 & 28.3.94.
Palustris	1	10 .	10 .	
Lacera	1	5 .	5 .	
Ochroleuca	1	3 .	3 .	
Total	5	72 6.	72 6.	

		10 . .		10 . .	
Branch Dispensary, Tranquebar.					
Compounder	1	9 . .		9 . .	G.O. 1847 L. Rs 21.8.89.
Sweeper	1	3 . .		3 . .	
Total	2	12 . .		12 . .	
Shijali Dispensary					
Apothecary	1	131 4 .		131 4 .	
Compounder	1	15 . .		15 . .	G.O 2163 L. Rs 21.9.89, 1869 L. Rs 29.5.89 & 589 29.3.94.
Midwife	1	10 . .		10 . .	
Lascar	1	5 . .		5 . .	
Cook	1	5 . .		5 . .	
Toty	1	5 . .		5 . .	
Total	6	171 4 .		171 4 .	
Negapatam Taluk Board.					
Kodavasal Dispensary					
Hospital Assistant	1	39 6 .		39 6 .	
Compounder	1	12 . .		12 . .	G.O. 34 L. Rs 10.1.90.
Lascar	1	5 . .		5 . .	
Nurse	1	5 . .		5 . .	
Midwife	1	15 . .		15 . .	G.O. 594 L 18.3.93
Toty	1	5 . .		5 . .	
Total	6	81 6 .		81 6 .	
Nannilam Dispensary					
Hospital assistant	1	39 6 .		39 6 .	
Compounder	1	12 . .		12 . .	
Lascar	1	5 . .		5 . .	
Cook	1	4 . .		4 . .	
Midwife	1	15 . .		15 . .	G.O. 594 L 18.3.93.
Toty	1	4 . .		4 . .	
Total	6	79 6 .		79 6 .	
Nirivalur Dispensary					
Hospital Assistant	1	30 10 .		30 10 .	
Compounder	1	15 . .		15 . .	G.O. 911 L. Rs 21.4.90
Midwife	1	15 . .		15 . .	G.O. 1380 17.6.89 & 594 18.3.93
Lascar	1	5 . .		5 . .	
Cook	1	4 . .		4 . .	G.O. 1572 L 4.7.92.

			1	10		10			
Sweeper		1	4			4		G.O. 911 L.W. 21.4.90.	
Total		6	73	10		73	10		
Mannargudi Taluk Board									
Vedaraniem Dispensary.									
Hospital Assistant		1	30	10		30	10		
Compounder		1	15			15			
Lascar		1	5			5		G.O. 594 L 18.3.93.	
Sweeper		1	3			3			
Total		4	53	10		53	10		
Muthupet Dispensary									
Hospital Assistant		1	30	10		30	10		
Compounder		1	9			9			
Sweeper		1	3			3			
Lascar		1	5			5			
Midwife		1	15			15		G.O. 594 L 18.3.93.	
Total		5	62	10		62	10		
Tiruturaipundi Dispensary									
Apothecary		1	131	4		131	4	G.O. 1535 L 1.7.92	
Compounder		1	15			15			
Midwife		1	15			15		G.O. 594 18.3.93.	
Lascar		1	5			5			
Cook		1	5			5			
Toty		1	5			5			
Total		6	176	4		176	4		
Kattumallur Dispensary.									
Hospital Assistant		1	30	10		30	10		
Compounder		1	9			9		G.O. 1869 L.W. 29.8.89.	
Lascar		1	5			5			
Sweeper		1	3			3			
Total		4	47	10		47	10		
Pattuk Kottai Taluk Board									
Pattuk Kottai Dispensary									
Apothecary		1	65	10		65	10		
Compounder		1	15			15			
Midwife		1	8			8		G.O 1380 L.W. 17.6.89	
Peon		1	5			5			

		10		10		
Cook	1	5		5		
Coty	1	4		4		
Total	6	102	10	102	10	
Madukkûr Dispensary—						
Hospital Assistant	1	30	10	30	10	
Compounder	1	15		15		G.O. 558 L.M. 10.3.90.
Lascar	1	5		5		
Sweeper	1	3		3		
Total	4	53	10	53	10	
Arantangi Dispensary—						
Hospital Assistant	1	30	10	30	10	
Compounder	1	15		15		G.O. 2236 L.M. 1.10.89.
Midwife	1	15		15		G.O. No. 594 L. 18.3.93
Peon	1	6		6		
Coty	1	5		5		
Total	5	71	10	71	10	
Avadayarkôil Dispensary						
Hospital Assistant	1	30	10	30	10	
Compounder	1	9		9		G.O. 1869 L.M. 29.8.89.
Lascar	1	5		5		
Sweeper	1	3		3		
Total	4	47	10	47	10	
Vaccination Department—						
Tanjore Range—						
1st Class Dy. Inspector of Vaccination	1	70		70		
Peon	1	7		7		G.O. 589 L. 28.3.94.
1st Class Vaccinator	4	60		60		
2nd Class Do.	15	150		150		
Paid Probationer	2	10		10		
Total	23	297		297		
Negapatam Range						
1st Class Dy. Inspector of Vaccination	1	60		60		
Peon	1	7		7		
1st Class Vaccinators	5	75		75		
2nd Class Do.	9	90		90		
Paid Probationer	2	10		10		
Total	18	242		242		

| | | |

Peons	3	15	.	.	15	.	.	
Total	7	106	.	.	106	.	.	
Chatram Superintendant's Office — North Range.								
Superintendent	1	50	.	.	100			The Present Superintendant draws Rs. 100.
Clerk	1	15	.	.	15	.	.	
Clerk	1	7	.	.	7	.	.	
Peons	2	10	.	.	10	.	.	
Total	5	82	.	.	132	.	.	
Do. , South Range.								
Superintendent	1	50	.	.	50	.	.	
Clerk	1	15	.	.	15	.	.	
Do.	2	14	.	.	14	.	.	
Peons	2	10	.	.	10	.	.	
Total	6	89	.	.	89	.	.	
Choultries. — District Board Mecktambalpuram —								
Manager	1	17	8	.	20	.	.	The present Manager draws Rs 20-00.
Accountant	1	14	.	.	14	.	.	G.O. 1409 L.M. 12.6.91.
Do	2	14	.	.	14	.	.	
Storekeepers	2	10	.	.	10	.	.	
Monigar	1	8	.	.	8	.	.	
Peons	3	10	8	.	10	8	.	
Brahman Cooks	2	12	.	.	12	.	.	
Sudra Cook	1	4	.	.	4	.	.	
Siva Cook	1	4	.	.	4	.	.	
Servants	2	4	.	.	4	.	.	
Sweepers	9	18	.	.	18	.	.	
Bandyman	1	3	.	.	3	.	.	
Watchmen	2	6	.	.	6	.	.	
Jungle Maistry	1	5	.	.	5	.	.	
Do. Watchmen	6	18	.	.	18	.	.	
Do — Do	1	1	8	.	1	8	.	
Toties	2	3	.	.	3	.	.	
Do.	3	3	.	.	3	.	.	
Sudra servant	1	3	8	.	3	8	.	

Brahmin servant	2	7	.	.	7	.	.	
Total	44	166	.	.	168	8	.	
Village Establishment – Tanjore Taluk								
Revenue Inspector	1	20	.	.	20	.	.	
Kurnams	5	35	.	.	35	.	.	
Pattamonigars	6	36	.	.	36	.	.	G. O. 589 L 28.3.94.
Vicharipugars	5	15	.	.	15	.	.	
Garden Maistry	1	5	.	.	5	.	.	
Total	18	111	.	.	111	.	.	
Do. , Kumbhakonam Taluk								
Kurnams	2	14	.	.	14	.	.	
Vicharippugars	2	6	.	.	6	.	.	
Gardener	1	3	8	.	3	8	.	
Sweeper	1	2	.	.	2	.	.	
Total	6	25	8	.	25	8	.	
Vennar Chattram								
Amin	1	10	.	.	10	.	.	
Accountant	1	7	.	.	7	.	.	G. O. 589 L 28.3.94
Storekeeper	1	4	.	.	4	.	.	
Cook	1	5	.	.	5	.	.	
Do.	1	4	.	.	4	.	.	
Peon	1	3	.	.	3	.	.	
Watchman	1	3	.	.	3	.	.	
Sweeper	2	4	.	.	4	.	.	
Total	9	40	.	.	40	.	.	
Srais Chattram								
Amin	1	10	.	.	10	.	.	
Accountant	1	8	.	.	8	.	.	
Do.	1	7	.	.	7	.	.	
Storekeeper	1	4	.	.	4	.	.	
Watchmen	2	8	.	.	8	.	.	
Brahmin Cook	1	5	.	.	5	.	.	
Do.	1	4	.	.	4	.	.	
Sweepers	3	6	.	.	6	.	.	
Toty	1	1	.	.	1	.	.	
Total	12	53	.	.	53	.	.	

Village Establishment			
Kurnam	1	7 . .	7 . .
Vicharippugar	1	3 . .	3 . .
Total	2	10 . .	10 . .
Rajakumaraboyee Chatram			
Ansin	1	10 . .	10 . .
Storekeeper	1	3 8 .	3 8 .
Brahmin Cooks	2	7 . .	7 . .
Watchman	1	3 . .	3 . .
Sweepers	2	3 . .	3 . .
Total	7	26 8 .	26 8 .
Village Establishment – Gardener	1	3 8 .	3 8 .
Total	8	30 . .	30 . .
Sydambalpuram			
Brahmin servant	1	4 . .	4 . .
Watchman	1	3 8 .	3 8 .
Sweeper	1	1 8 .	1 8 .
Total	3	9 . .	9 . .
Hospital assistant	1	30 10 .	30 10 .

Village Establishment			
Kurnam	1	7 . .	7 . .
Pattamoingar	1	6 . .	6 . .
Vicharipugar	1	3 . .	3 . .
Gardener	1	3 8 .	3 8 .
Total	4	19 8 .	19 8 .
Nadar Chattram			
Sweeper	1	1 . .	1 . .
Village Establishment – Gardener	1	3 8 .	3 8 .
Total	2	4 8 .	4 8 .
Panchanadamohanambalpuram			
Sweeper	1	8 . .	8 . .
Hanjee house, Tanjore			
Cook	1	3 8 .	3 8 .
Assistant	1	1 . .	1 . .
Watchman	1	3 . .	3 . .
Total	3	7 8 .	7 8 .

Gardener	1	3 8 .	3 8 .	
Total	18	80 . .	80 . .	
Malliam				
Monigar	1	7 . .	7 . .	
Cook	1	3 8 .	3 8 .	
Watchman	1	3 8 .	3 8 .	
Sweeper	1	1 8 .	1 8 .	
Total	4	15 8 .	15 8 .	
Gemunambalpuram				
Manager	1	15 . .	15 . .	
Accountant	1	10 . .	10 . .	
Do	2	14 . .	14 . .	
Storekeepers	2	8 . .	8 . .	
Monigar	1	5 . .	5 . .	
Brahmin Cooks	2	10 . .	10 . .	G.O. 594 L 18.3.93.
Sudra Cook	1	4 . .	4 . .	
Siva Do	1	4 . .	4 . .	
Sweeper	1	2 . .	2 . .	
Peon	1	3 8 .	3 8 .	
Sweeper	1	3 . .	3 . .	
Bandyman	1	3 . .	3 . .	
Watchman	3	9 . .	9 . .	
Servants	2	4 . .	4 . .	
Village Establishment				
Inspector	1	15 . .	15 . .	
Kurnams	2	14 . .	14 . .	
Monigar	2	12 . .	12 . .	
Vicharipugars	2	6 . .	6 . .	
Garden Maistri	1	5 . .	5 . .	
Total	28	146 8 .	146 8 .	
Mahadevapatnam				
Monigar	1	6 . .	6 . .	
Store Keeper	1	3 . .	3 . .	
Cook	1	4 . .	4 . .	
Watchman	1	3 . .	3 . .	
Sweeper	1	1 8 .	1 8 .	
Village Establishment - Gardener	1	3 8 .	3 8 .	
Total	6	21 . .	21 . .	

| | | |

Vicharippugars	11	33	.	.	33	.	.
Jungle Watchmen	2	8	.	.	8	.	.
Total	37	198	.	.	198	.	.
Grand Total	68	344	.	.	344	.	.
Sulakshanambalpuram							
Manager	1	15	.	.	15	.	.
Accountant	1	8	.	.	8	.	.
Do	2	14	.	.	14	.	.
Moniyar	1	5	.	.	5	.	.
Garden Maistri	1	5	.	.	5	.	.
Store Keepers	2	8	.	.	8	.	.
Brahmin Cooks	2	12	.	.	12	.	.
Sudra Do	2	12	.	.	12	.	.
Servant	1	6	.	.	6	.	.
Peons	2	7	.	.	7	.	.
Bandyman	1	3	8	.	3	8	.
Watchmen	3	9	.	.	9	.	.
Sweepers	5	10	.	.	10	.	.
Cowhered	1	2	.	.	2	.	.
Servant	1	1	.	.	1	.	.
Tappal runner	1	4	.	.	4	.	.
Village Establishment - Inspector	1	15	.	.	15	.	.
Kurnams	4	28	.	.	28	.	.
Pattamonigar	1	5	.	.	5	.	.
Do	3	12	.	.	12	.	.
Vicharipugars	4	12	.	.	12	.	.
Jungle Watchmen	2	8	.	.	8	.	.
Do Tanjore Taluk							
Kurnam	1	7	.	.	7	.	.
Pattamonigar	1	6	.	.	6	.	.
Vicharipugar	1	3	.	.	3	.	.
Total	45	217	8	.	217	8	.
Drowpadambalpuram							
Manager	1	15	.	.	15	.	.
Accountant	1	8	.	.	8	.	.
Do	1	7	.	.	7	.	.

Clerk	1	7 . .	7 . .	
Monigar	1	5 . .	5 . .	
Garden Daistri	1	5 . .	5 . .	
Store Keepers	2	8 . .	8 . .	
Brahmin Cooks	2	12 . .	12 . .	
Sudra Do.	2	12 . .	12 . .	
Servant	1	6 . .	6 . .	
Peons	2	7 . .	7 . .	
Watchmen	3	9 . .	9 . .	
Sweepers	4	8 . .	8 . .	
Servant	1	1 . .	1 . .	
Tappa Drummer	1	4 . .	4 . .	
Villaga Establishment				
Kurnams	2	14 . .	14 . .	
Pattamonian	1	5 . .	5 . .	
Do	1	4 . .	4 . .	
Vicharipugars	2	6 . .	6 . .	
Do Tanjore Talek				
Kurnam	1	7 . .	7 . .	
Pattamonigar	1	6 . .	6 . .	
Vicharipegar	1	3 . .	3 . .	
Total	33	159 . .	159 . .	
Rajah Rumarambalpuram				
Manager	1	15 . .	15 . .	
Accountant	1	8 . .	8 . .	
Do	2	14 . .	14 . .	
Monigar	1	5 . .	5 . .	
Garden Daistri	1	5 . .	5 . .	
Storekeepers	2	8 . .	8 . .	
Peons	2	7 . .	7 . .	
Watchmen	3	9 . .	9 . .	
Brahmin Cooks	2	12 . .	12 . .	
Sudra Do	2	12 . .	12 . .	
Servant	1	6 . .	6 . .	
Do	1	1 . .	1 . .	
Bandyman	1	3 8 .	3 8 .	
Sweepers	4	8 . .	8 . .	

Clerk	1	7	.	.	7	.	.
Monigar	1	5	.	.	5	.	.
Garden Maistri	1	5	.	.	5	.	.
Storekeepers	2	8	.	.	8	.	.
Brahmin Cooks	2	12	.	.	12	.	.
Sudra Do.	2	12	.	.	12	.	.
Servant	1	6	.	.	6	.	.
Peons	2	7	.	.	7	.	.
Watchmen	3	9	.	.	9	.	.
Sweepers	4	8	.	.	8	.	.
Servant	1	1	.	.	1	.	.
Tappal runner	1	4	.	.	4	.	.
Village Establishment							
Kurnams	2	14	.	.	14	.	.
Pattamoniam	1	5	.	.	5	.	.
Do.	1	4	.	.	4	.	.
Vicharipugars	2	6	.	.	6	.	.
Do. Tanjore Taluk							
Kurnam	1	7	.	.	7	.	.
Pattamonigar	1	6	.	.	6	.	.
Vicharipugar	1	3	.	.	3	.	.
Total	33	159	.	.	159	.	.
Rajakumarambalpuram							
Manager	1	15	.	.	15	.	.
Accountant	1	8	.	.	8	.	.
Do.	2	14	.	.	14	.	.
Monigar	1	5	.	.	5	.	.
Garden Maistri	1	5	.	.	5	.	.
Storekeepers	2	8	.	.	8	.	.
Peons	2	7	.	.	7	.	.
Watchmen	3	9	.	.	9	.	.
Brahmin Cooks	2	12	.	.	12	.	.
Sudra Do.	2	12	.	.	12	.	.
Servant	1	6	.	.	6	.	.
Do.	1	1	.	.	1	.	.
Bandyman	1	3	8	.	3	8	.
Sweepers	4	8	.	.	8	.	.

Sweepers	1	3	.	.	3	.	.
Tappal runner	1	4	.	.	4	.	.
Total	26	120	8	.	120	8	.
Village Establishment							
Inspector	1	15	.	.	15	.	.
Karnams	5	35	.	.	35	.	.
Monigar	1	5	.	.	5	.	.
Do	4	16	.	.	16	.	.
Vicharipugars	5	15	.	.	15	.	.
Total	16	86	.	.	86	.	.
Grand Total	42	206	8	.	206	8	.
Ramaswaram							
Amien	1	10	.	.	10	.	.
Gennasta	1	8	.	.	8	.	.
Storekeeper	1	4	.	.	4	.	.
Cook	1	6	.	.	6	.	.
Kavalgar	1	4	.	.	4	.	.
Sweeper	1	2	.	.	2	.	.
Total	6	34	.	.	34	.	.
Sethukkarai							
Maniem	1	7	.	.	7	.	.
Watchman	2	8	.	.	8	.	.
Sweeper	1	2	8	.	2	8	.
Watershedwoman	1	4	.	.	4	.	.
Total	5	21	8	.	21	8	.
Remuneration to Union Clerk at Pamban for doing Chatram work		5	.	.	5	.	.
Village Establishment - Vadaseri							
Karnam	1	7	.	.	7	.	.
Pattamonigar	1	5	.	.	5	.	.
Vicharipugar	1	3	.	.	3	.	.
Sweeper	1	2	8	.	2	8	.
Total	4	17	8	.	17	8	.
Taluk Board Chattrams							
Tanjore Taluk Board							
Grand Anicut							
Monigar	1	5	.	.	5	.	.

Vallam —								
Gardener	1	3	8	.	3	8	.	
Sendalai —								
Brahman Servant	1	3	.	.	3	.	.	
Kinderseby Rajapuram								
Stanigam	1	2	7	.	2	7	.	
Sweeper	1	.	5	.	.	5	.	
Total	2	2	12	.	2	12	.	
Venkatasamudram —								
Stanigam	1	1	.	.	1	.	.	
Cook	1	0	4	.	.	4	.	
Sweeper	1	.	2	.	.	2	.	
Total	3	1	6	.	1	6	.	
Perambur —								
Stanigam	1	1	9	.	1	9	.	
Cook	1	.	5	4	.	5	4	
Brahman Servant	1	.	2	8	.	2	8	
Sweeper	1	.	2	6	.	2	6	
Total	4	2	3	6	2	3	6	
Ramachendra Meta Chatram — Tiruvadi								
Monigar	1	7	.	.	7	.	.	
Storekeeper	1	4	.	.	4	.	.	
Cook	1	4	.	.	4	.	.	
Watchman	1	3	.	.	3	.	.	
Peon	1	3	8	.	3	8	.	
Sweeper	1	2	.	.	2	.	.	
Total	6	23	8	.	23	8	.	
Kaliyanamahal Chatram —								
Manager	1	15	.	.	15	.	.	G.O. 594 L 18.3.93
Accountant	1	8	.	.	8	.	.	
Do.	1	7	.	.	7	.	.	
Monigar	1	6	.	.	6	.	.	
Storekeeper	1	5	.	.	5	.	.	
Peon	1	4	.	.	4	.	.	

Watchman	1	3	8	.	3	8	.	G.O. No 589 L 28.3.94.
Cooks	2	12	.	.	12	.	.	G.O. 594 L 18.3.93.
Servants	2	10	.	.	10	.	.	
Sweepers	2	2	.	.	2	.	.	
Do.	2	1	8	.	1	8	.	
Puja Maker	1	2	.	.	2	.	.	
Servant	1	2	.	.	2	.	.	
Do.	2	.	8	.	.	8	.	
Do.	1	1	8	.	1	8	.	
Puja Maker	1	1	8	.	1	8	.	
Watchman	1	1	2	.	1	2	.	
Sweeper	1	.	3	.	.	3	.	
Total	23	82	13	.	82	13	.	
Village Establishment								
Karnam	1	7	.	.	7	.	.	G.O. 594 L 18-3-94
Peon	1	4	.	.	4	.	.	
Gardeners	2	7	.	.	7	.	.	
Total	4	18	.	.	18	.	.	
Singhippatti Chatram								
Sweeper	1	1	8	.	1	8	.	
Kumbhakonam Taluk Board								
Alangudi								
Watchman	1	2	.	.	2	.	.	
Papanasam								
Watchman	1	2	8	.	2	8	.	
Kuttalam								
Kavalgar	1	2	.	.	2	.	.	
Anaikaram Chatram								
Moniyam	1	4	.	.	4	.	.	
Cook	1	5	.	.	5	.	.	
Puja Brahman	1	2	.	.	2	.	.	
Sweeper	1	.	12	.	.	12	.	
Total	4	11	12	.	11	12	.	
Lower Anicut								
Joty	1	4	.	.	4	.	.	G.O. No. 775 L.M. 4.4.89
Sholapuram								
Servant	1	2	.	.	2	.	.	G.O. No. 749 L 25.3.92.

Mannargudi Taluk Board.—									
Kallimodu									
Sweeper	1	2	.	.	2	.	.		
Tahsildar's office, Tiruturaipundi—									
Chatram Clerk—	1	10	.	.	10	.	.		G.O. 1650 L.M. 4-7-90
Total	2	12	.	.	12	.	.		
Negapatam Taluk Board—									
Tiruvalur Hanumar Moniam	1	1	8	.	1	8	.		
Puja Brahman—	1	2	8	.	2	8	.		
Cook	1	5	.	.	5	.	.		
Servant	1	2	.	.	2	.	.		
Sweeper	1	.	8	.	.	8	.		
Total	5	11	8	.	11	8	.		
Thathan Tiruvasal—									
Moniyam	1	1	11	7	1	11	7		
Sweeper	1	.	8	.	.	8	.		
Total	2	2	3	7	2	3	7		
Peralam—									
Watchman	1	2	.	.	2	.	.		
Patukota Taluk Board—									
Kannugudi—									
Watchman	1	3	.	.	3	.	.		G.O. No. 1351 L.M. 23.7.88
Sweeper	1	1	.	.	1	.	.		
Total	2	4	.	.	4	.	.		
Tiruvonam—									
Sweeper	1	.	8	.	.	8	.		
Ottangadu—									
Sweeper	1	2	.	.	2	.	.		G.O. No. 243 L.M. 3.2.91.
Travellers' Bangalows.—									
Tiruvadi—									
Peon	1	5	.	.	5	.	.		
Sweeper	1	3	.	.	3	.	.		
Washerman	1	.	2	.	.	2	.		
Total	3	8	2	.	8	2	.		

Shiyali —							
Meti	1	6	.	.	6	.	.
Toti	1	4	.	.	4	.	.
Washerman	1	.	2	.	.	2	.
Total	3	10	2	.	10	2	.
Pattukkottai —							
Kavalgar	1	4	.	.	4	.	.
Sengipatti —							
Watchman	1	3	.	.	3	.	.
Hannilam —							
Watchman	1	4	8	.	4	8	.
Tiruvaduthorai —							
Maistry	1	4	.	.	4	.	.
Grant IV							
District Board Office: —							
Head clerk	1	70	.	.	70	.	.
Head accountant	1	40	.	.	40	.	.
2nd Clerk	1	~~30~~ 25	.	.	30	.	.
3rd Clerk	1	15	.	.	15	.	.
Attender	1	10	.	.	1	.	.
Peon	1	6	.	.	6	.	.
Sweeper	1	1	.	.	1	.	.
Total	7	~~172~~ 167 Mr	.	.	172	.	.
Taluk Board Offices: —							
Tanjore Taluk Boards —							
1st Clerk	1	25	.	.	25	.	.
2nd Clerk	1	10	.	.	10	.	.
Peon	1	6	.	.	6	.	.
Total	3	41	.	.	41	.	.
Kumbakonam Taluk Board —							
Clerk	1	25	.	.	25	.	.
Do.	1	15	.	.	15	.	.
Attender	1	8	.	.	8	.	.
Total	3	48	.	.	48	.	.
Negapatam Taluk Board: —							
Clerk	1	~~20~~ 25 Mr	.	.	~~20~~ 25 Mr	.	.
Do.	1	15	.	.	15	.	.
Attender	1	8	.	.	8	.	.
Total	3	48	.	.	48	.	.

G.O. No. 1295 / 12.6.93

G.O. 1277 L.M. / 30.5.92 & 7449 L. / 25.3.92. The present incumbent draws a personal allowance of Rs. 5.

G.O. No. 422 L / 26.2.90

G.O. 589 L / 28.3.94

G.O. 594 L / 18.3.93

G.O. 589 L / 28-3-94

Mannargudi Taluk Board				
Clerk	1	20	20	
Attender	1	8	8	
Peon	1	5	5	
Total	3	33	33	
Patukota Taluk Board				
Clerk	1	20	20	
Attender	1	8	8	G.O. 1091 / 6.9.86
Peon	1	5	5	
Total	3	33	33	
Collector's Office, Local Fund Account Branch				
Head Accountant	1	45	45	
2nd Do	1	30	30	
3rd Do	1	15	15	
4th Do	1	15	15	
Attender	1	10	10	G.O. 589L / 28.3.94
Presidents' clerk	1	20	20	
Total	6	135	135	

Union Office				
Tanjore Taluk Board				
Tiruvadi				
Clerk	1	8	8	G.O. 1019L / 6.9.86
Bill collector	1	7	7	
Total	2	15	15	
Vallam				
Kurnam	1	8	8	G.O. No. 1819 L.M. / 9.8.92 & 594L / 18.3.93
Bill collector	1	7	7	
Total	2	15	15	
Anjzampet				
Kurnam	1	8	8	G.Os. Do Do
Bill collector	1	7	7	
Total	2	15	15	
Melattur				
Kurnam	1	7	7	G.O. No. 749 / 25.3.92 & 589L / 28.3.94
Kumbhakonam Taluk Board				
Shiyali				
Clerk	1	10	10	
Bill collector	1	5	5	
Total	2	15	15	

Valangaman				
Kurnaw	1	10 . .	10 . .	
Bill collector	1	5 . .	5 . .	
Total	2	15 . .	15 . .	
Swamimalai				
Clerk	1	10 . .	10 . .	
Bill collector	1	5 . .	5 . .	
Total	2	15 . .	15 . .	
Trivadamarudur				
Kurnaw	1	10 . .	10 . .	
Bill collector	1	5 . .	5 . .	
Total	2	15 . .	15 . .	
Tranquebar				
Kurnaw	1	7 . .	7 . .	G.O. 5892 28.3.94.
Bill Collector	1	5 . .	5 . .	
Total	2	12 . .	12 . .	
Negapatam Taluk Board				
Kamilaw				
Kurnaw	1	10 . .	10 . .	
Peon	1	5 . .	5 . .	
Total	2	15 . .	15 . .	
Tiruvalur				
Clerk	1	10 . .	10 . .	
Peon	1	5 . .	5 . .	
Total	2	15 . .	15 . .	
Kodavasal				
Kurnaw	1	10 . .	10 . .	
Bill collector	1	5 . .	5 . .	
Total	2	15 . .	15 . .	
Mannargudi Taluk Board				
Nidamangalam				
Clerk	1	8 . .	8 . .	
Peon	1	4 . .	4 . .	G.O. 5892 28.3.94.
Total	2	12 . .	12 . .	
Tirutturaipundi				
Clerk	1	9 . .	9 . .	
Peon	1	5 . .	5 . .	
Total	2	14 . .	14 . .	
Mutupat				
Karnaw	1	8 . .	8 . .	
Vicharipugar	1	4 . .	4 . .	
Total	2	12 . .	12 . .	

Vedaraniam—

Karnam	1	9	9		
Peon	1	4	4		G.O. 5894 28.3.94
Total	2	13	13		

Pattukota Taluk Board—

Pattukota—

Clerk	1	10	10		G.O. No. 1091 6.9.86
Peon	1	5	5		
Total	2	15	15		

Adirampatnam—

Clerk	1	10	10		
Peon	1	5	5		G.O. No. 1091 6.9.86
Total	2	15	15		

Munsif
for President

18

ure

sident
rict Board
Tanjore

Secretary to
ernment
L.&M. Deptt
Madras.

December 1894

ent No 1136 of 94

closure No 17

ED
4

ent No X. showing
esent fixed
lishments in
cal Fund Dis
of Tanjore

Tanjore Budget
Stat. X

Proceedings of the Distr

Sketch of the District
Sketch of the Division

REFERENCE

Metalled road in progress

I ---- Gravelling the roads of Shyali town
II ---- Do do from Nannilam to Railway St.
III ---- Do a portion of road No 18 from the junction of road No 35 to Railway gate
IV ---- Do the frontage of road No 64 in Puttukottah town

Village road in progress

V ---- Village road from Puduchari to Palaeveli
VI ---- Do from road No 16 to Manapuram in V.
VII ---- Do from Achalpuram to Mahandrapatti V.
VIII --- Improving Thalayamangalam V. Road
VIII A - Do the 24th mile of Road No 18 from TIRMIUM
IX ---- Forming a diviation of Road No 25

Chuttrams in progress

X ■ Arunthangi chuttram
XI ■ Nannilam Do
XII L Dead house for Korayar hospital

FERRY ROADS.

1	Iyampet	Ferry road	Tanjore taluq
2	Uppanar	Do	Shyali taluq
3	Polagam	Do	Nannilam taluq
4	Nallichary	Do	Do
5	Godugudedy	Do	Do
6	Malasingundanur		Do
7	Elangudi	Do	Do
8	Thanjayarajapuram		Do
9	Puttkottai	Do	Do
10	Kalluvian	Do	Negapatam taluq

MUKTAMBALPURAM CHATTRAM OR ORATANAD
GANDHARVAKOTA
FROM PUDUCOTTAH
PAPANAD
TIRUVONUM
CALLAKOTTAI
KANDANI
KARAMBIYAM
PATUKOTTAH
ARIVATTAM
KARUMADAI
IYAKANNAR
TIRUCHITTAMBALAM
AVANAM-UKKADAI
OLAKKAIVIDIDI
KALLAGUM
NAGARAM
PERAVURNI
MERPANAKADU
SITHATHIKADU
SETUBAV. CHATTRAM.
UMBLAYAR
ARAYAKULAM
KALLAKUDI
ARANTANGI
NAKUDI
KALLANGADI.
SINGAVANAM
AVADIARKOIL
NARUPPUR
SECLAPPANKOTTAI
MANAMELKUDI.
MADAVANKOTA
SALAUTHERUM.
AMARADAKY
PONPETTI
VIRADOI
PARANKUDAM
MIMISAL
VELIYATAL
PUDUKKUDI
TIRUPPONAVASAL
SUNDARAPANDIYANPATNAM
KATTUMAVADI
FROM KUMBAKONAM
FROM RAMNAD
ROAD No 9
ROAD No 3
ROAD No 64
ROAD No 16
ROAD No 19
ROAD No 60
ROAD No 20
ROAD No 24
ROAD No 25
CAUVERY

/Signed/ Robt: C. Syson C.
Local Fund Engr
Tanjore District

LOCAL FUND ENGINEER

29-10-94

Presented by the District Board of Trichinopoly to the Madras Exhibition of 1891.

Trichinopoly 12th December 1891.

Secretary

Chairman

Examined

Engineer

Superintending Engineer

Executive Engineer

Assistant Engineer

Overseer

REFERENCE.

- Bridged and Metalled Roads
- Metalled Roads in Progress
- Unmetalled Roads
- Village Roads (Completed)
- Do (In Progress)
- District Boundary
- Taluq Boundary
- Railways
- Carts Tracks
- Rivers
- Local Fund Div: Boundary
- Dispensaries
- Cutcherries
- Travellers Bungalow
- TOLL GATE
- TOOL SHED

SHIYALI TALUQ

No.	NAMES OF RIVERS OVER WHICH BRIDGES ARE CONSTRUCTED.	No. OF ARCHES	SPAN	No. OF ROAD
28	MANIKARANAM	4	28	52
25	KUPIDUVAN	13	27	52
28	OOPPANAM - SOUTH	3	28	52
28	OOPPANAM - NORTH	4	28	52
28	POORAVOIKAL	1	12	52
28	KALLANVOIKAL	1	28	52
63	PUDUMANNIYAM	1	37	52
28	COLEROON	40	50	52
92	CAUVERY	1	53	52
28	MANIKARANAM	3	28	52

KUMBAKONAM TALUQ

No.	NAMES OF RIVERS OVER WHICH BRIDGES ARE CONSTRUCTED.	No. OF ARCHES	SPAN	No. OF ROAD
2	CAUVERY 3 ARCHES 2 OF 37, 2 OF 33 AND 1 OF	44	38	
9	VIRASHOLANAM	35	39	
6	ARASILLAR	30	39	
6	TIRUMALARAJEN	30	67	
5	MUDIKONDANAR	30	67	
5	KODAMURTI	30	67	
6	SULLAN	30	67	
5	KODAMURTI	30	67	
7	VENNAR	30	67	
2	CAUVERY	30	67	
2	CAVRO ANICUT	22	67	
2	CAUVERY	24	67	
9	MANNIYAR	24	67	
9	PALAYAR	30	67	
3	MANNIYAR	24	67	
3	PALAYAR	24	67	
3	MANNIYAR	24	67	
3	PALAYAR	24	67	
3	MANNIYAR	20	67	
3	CAUVERY	24	58	
3	PALAYAR	24	58	
3	CAUVERY	20	58	
3	MANNIYAR	20	58	
3	POICAY	20	58	
3	VETAR	20	58	
3	VETAR	20	58	
3	KODAMURTI	20	58	
3	PANANIVAR	20	58	
3	CORAVAR	20	58	
3	ARASILLAR	20	58	
3	MUDIKONDANAR	20	58	
3	MARTAR VOIKAL	20	58	
3	TIRUMALARAJEN	20	58	
3	MANNIYAR	20	58	
3	PALAYAR	20	58	
3	MANNIYAR	20	58	
3	PALAYAR	20	58	
3	MANNIYAR	20	58	
3	CAUVERY	20	58	
3	PALAYAR	20	58	
3	CAUVERY

MAP

OF THE

TANJORE DISTRICT

SHEWING THE ROADS & TALUQS

SCALE 4 MILES = 1 INCH.

4 0 4 8 12 16



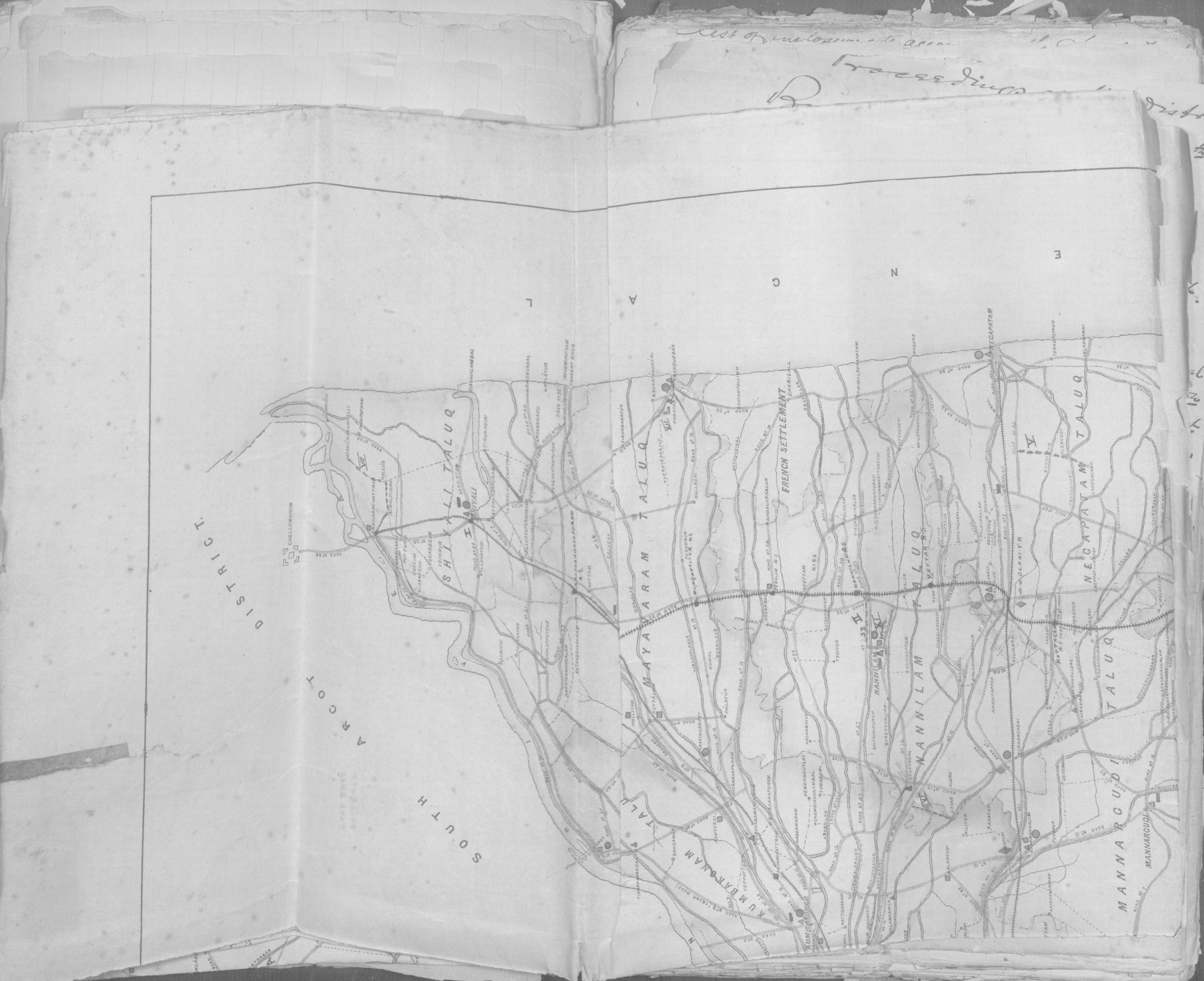
SHIYALI TALUQ
MAYAVARAM TALUQ
TRANQUEBAR
FRENCH SETTLEMENT
NANNILAM TALUQ
NEGAPATAM
MANNARGUDI TALUQ
KUMBAKONAM TALUQ
ARCOT
SOUTH
DISTRICT
CHELLUMSRUM
TIRUVALUR
TIRUTTURAIPUNDI
NANNILAM
KUMBAKONAM
MANNARGUDI

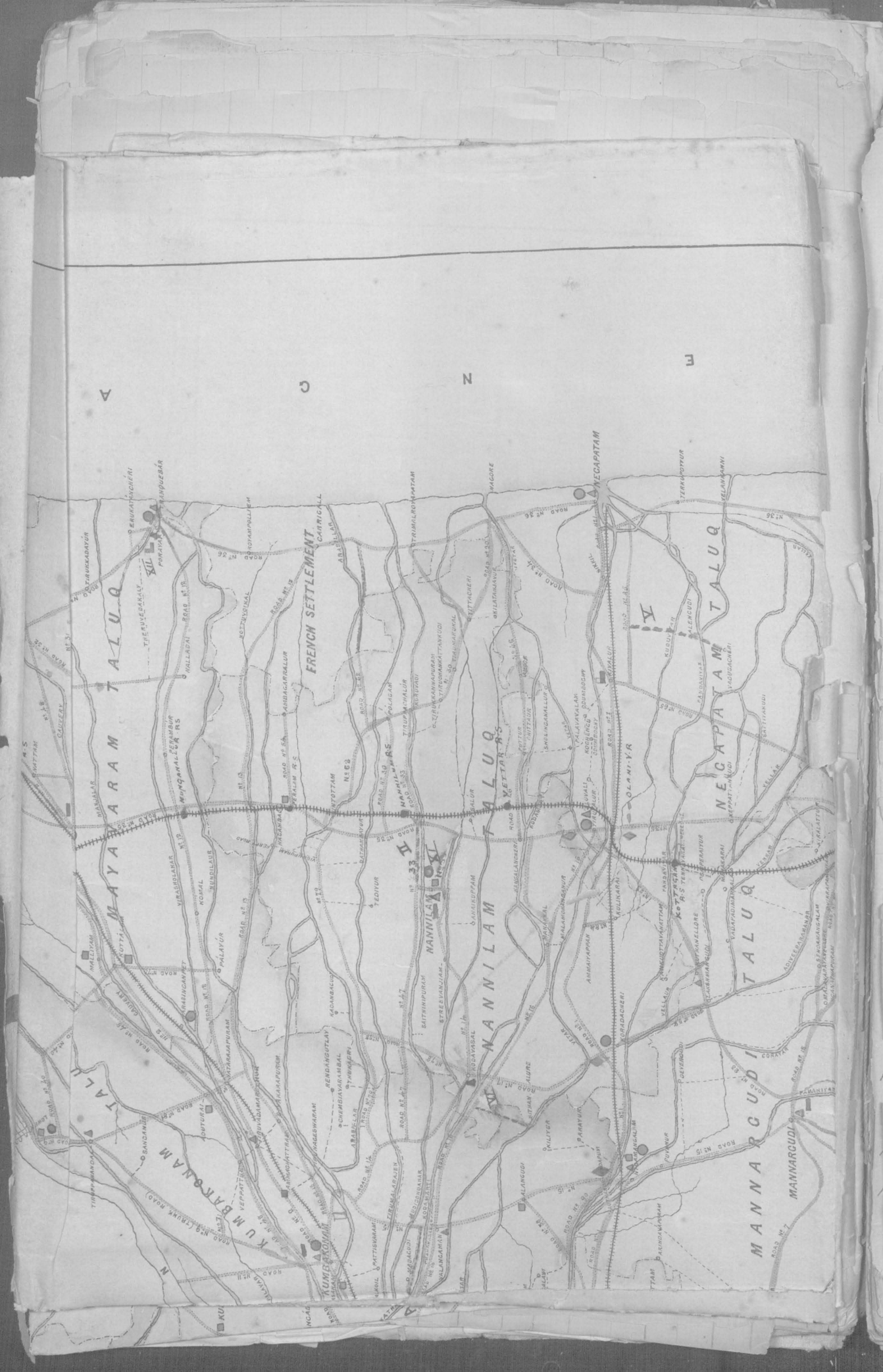

List of enclosures to accompany the [illegible]
Budget Est[illegible]

Proceedings of the District Board Tanjore dated 12th December 1894.

Present

J. Thomson Esqr. – President.

Members.

1. M. R. Ry. C. Murugesam Pillay Avergal Deputy Collector Tanjore Dn. & Vice President
2. " H. Subbaraya Ayer Avergal — Deputy Collector Pattukkottai Dn.
3. " Syed Khadir Padshah Saheb, Khan Bahadur Deputy Collector Mannargudi Dn.
4. Doctor C. M. Thompson District Surgeon Tanjore.
5. M. R. Ry. Rai Bahadur R. Subramania Ayer Avergal. District Registrar Tanjore.
6. " K. Jagannatha chettiar Avgl. Tahsildar of Kumbakonam.
7. " Mir Abbas Ali Sahib, Khan Bahadur Tahsildar of Nannilam.
8. " V. Chinna Marakayar Malumiar Saheb Avgl. Negapatam.
9. " Andapillay chettiar Avergal Negapatam.

11 " P. Rathnasabapathy Pillay Avergal, Negapatam.

12 " Vythinada Ayer Avergal, Mayavaram.

13 " Ramasami Ayer Avergal, Pattukkottai

14 " Ramachendra Naidoo Garu, Nannilam.

15 " V. Ry. Yoganatha Avarai Sahib Avergal Tanjore.

16 " Govindasami Ayer Avergal, Nannilam.

17 " T. Somasundara Mudaliar Avgl, Mannargudi

18 " M. K. N. Khadir Mohideen Marakayar Avergal, Adirampatnam.

19 " Raja Ram Row Avgl, Tanjore

20 " Alaga Pillay Avergal, Mayavaram.

---

1. Read Consolidated Budget Report and Statements for 1895–96.

Sanctioned with power to the President to amend the figures where necessary.

(Signed) J. Thomson
President

(True extract) [signature]
For President

List of enclosures to accompany the [illegible]
Budget [illegible]

Enclosure

In a letter

Upon

The President
District Board
Tanjore

To

The Chief Secretary to
Government
L. and M. Deptt.
Madras.

Dated 19th December 1894

DESPATCHED
25 DEC. 94

Current No. 1136/DB of 94

Enclosure No. 20

Extract from the Proceedings of the District Board Tanjore dated 12th December 1894. No. 1.

List of enclosures to accompany the Local Fund Budget Estimate for 1895-96. Tanjore District.

Serial Number	Name of Statements.	Remarks.
1.	Budget abstract of Receipts and Charges under Local Funds for the Official year 1895-96. Vide G.O. No. 661 L. 26.3.91.	
2.	Do. of Minor Funds in Do. ——— Do. ———	
3.	I A and I B. Consolidated Budget Estimate of Do. Do. for Do.	
4.	——— Do. ——— of Estimated Demand, Collection & Balance for Do.	
5.	III A and III B. Detail of allotment for Public Works in the Local Fund District for ——— Do. ———	
6.	III C. Talukwar Statement showing allotment of Expenditure on Roads in each Local Fund Taluk for Do.	
7.	IV. A. Statement showing the Receipts and Charges of Local Fund Schools for ——— Do. ———	
8.	IV B. List of Salary grants provided in the Budget of the Local Fund District for ——— Do. ———	
9.	V. Details of Charges in the Local Fund Hospitals and Dispensaries and Public and Charitable institutions in ——— Do. ——— for ——— Do. ———	
10.	VI. Statement showing the details of Sanitary Expenditure in ——— Do. ——— for ——— Do. ———	
11.	VII. Statement of Receipts and Expenditure on account of Endowments in Do. ——— for ——— Do. ———	
12.	VIII. Budget Estimate of the Unions in Do. for Do.	
13.	IX. Consolidated Revised Estimate of Receipts and Charges of the District for 1894-95 ———	
14.	Abstract of Minor Funds for ——— Do. ——— Do. ———	
15.	IX A. Demand, Collection and Balance of Land Cess for 1894-95. ———	

11

16. IX B. List showing the Budget Grants with subsequent additions, alterations and deductions for ——— Do. ———

17. X. List of the present fixed Establishments in the Local Fund District of Tanjore ———

18. Statement showing the proportion of the General Local Fund Receipts of each Local Board estimated to be spent on the several branches of the Administration in the District of Tanjore for the year 1895-96 — Vide G.O. 1774 / 11.9.94 ———

19. Road Map of the Local Fund District of Tanjore ———

20. Proceedings of the District Board, Tanjore dated 12-12-94. ——— Despatched on 25-12-94

21. List of Proposition Statements ——— Do — do —

Chairman

For President

Ele.

Enclosure

In a Letter

From

The President
District Board
Tanjore

To

The Chief Secretary to
Government
L. & M. Deptt.
Madras.

Dated 19th December 1894

Current no 1136 of 94

CHIEF SECRETARY
GOVERNMENT OF MADRAS
DESPATCHED
29 NOV 94
Decr.

496 L
15/3/95

List of enclosures to accompany ~~to accompany~~ the Budget Estimate for 1895-96 Tanjore District.

IV. B. Consolidated list of salary grants provided in the Budget of the Local Fund District of Tanjore for the Official year 18~~95~~-96

No.	Name of school.	By whom managed.	Masters on whose account sanctioned.	Their qualifications.	Gross salary.	Grants. in-a-t sanctioned.	Remarks.
1.	Sri Ganapathi Avidiyasalai Ganapathi Agraharam Kumbakonam Taluk.	Srinivasachow	Gymnastic Instructor.	Holds a Second class Certificate.	Rs 12.	Rs 1-4-0 a month or Rs 15 per annum or Rs 20 in round numbers.	

Sum-p/sen
for President

Enclosure
In a letter
From
The President
District Board
Tanjore
To
The Chief Secretary to
Government
L.T.M. Dept.
Madras.
Dated 19th December 1894
Current No 1136 of 94
Enclosure No 8

DESPATCHED
29 [illegible] 94.
Dro.

Statement IV B. showing
list of salary grants
provided in the
Budget of the L. F. Dis-
trict of Tanjore for
the Official year 1895-96.

TANJORE DISTRICT.

Consolidated ~~Budget.~~ REVISED

STATEMENT IX

for

1894—95

Revised.

IX. Consolidated ~~Budget~~ Estimate of the District Board of the Tanjore District for the Official year ~~1888–89~~ 1894–95.

A. Revenue and Receipts.

Items.	Actuals of the first six months of 1884-85	Actuals of the last six months of 1883-84	Probable receipts or expenditure of the remaining six months of 1884–85.	Totals of columns 2 and 4	Budget grant for 1888-89 1894–95	Total grant for 1888-89 including subsequent allotments and transfers.	Explanation of variations between columns 5 and 7.
1.	2. Rs.	3 Rs.	4 Rs.	5 Rs.	6 Rs.	7 Rs.	8 Rs.
Balance on 1st April 1884	-	-	-	19,440 (1)	19,510		(1) Balance as advised by the Accountant General.
1. Rates on Taxes :—							
(a) Cess on land at 9 pies.	172160	138598	154080	326,240 (2)	297000		(2)(3) The increase is fixed with reference to anticipated larger collections owing to the introduction of Settlement Rates.
Do. 3 pies. (R. G. Fund.)	57387	46199	51373	108,760 (3)	99000		
(b) Tolls { Under V of 1884.	3894	8613	6496	10390	13806		
{ Contribution from Municipalities.	10652	19223	17418	28070 (5)	27000		
(c) House Tax.	3272	13535	11818	15090	14330		(4) The decrease of Rs. 346 is mainly due to diminished receipts from the Tiruvalur tollgates consequent on the opening of the Mayavaram – Mutthupet Railway
2. Education.							
(a) School Fees.	6621	6502	5669	11690 (7)	12490		(5) This amount represents one third of the lessor amounts of the tolls in the five Municipalities of the District.
(b) Contributions :—							
1. From Municipalities.							(6) The increase of Rs 760 is made up of Rs 850 in the Kumbakonam Taluk Board and of Rs 40 in the Tanjore Taluk Board Counterbalanced by a decrease of Rs 130 in the Pattukkottai Taluk Board – due to revision of assessment.
2. From other District Funds.							(7) The decrease is chiefly due to the Thudavasal middle school not having been opened by the Negapatam Taluk

Revised 1894–95

~~IX~~ Consolidated ~~Budget~~ Revised Estimate of the District Board of the Tanjore District for the Official year ~~1888–89~~.

A. Revenue and Receipts.

Items.	Actuals of the first six months of 1894–95	Actuals of the last six months of 1893–94	Probable receipts or expenditure of the remaining six months of 1894–95	Totals of columns 2 and 4	Budget grant for 1894–95	Total grant for 1894–95 including subsequent allotments and transfers.	Explanation of variations between columns 5 and 7
	Rs. 2	Rs. 3	Rs. 4	Rs. 5	Rs. 6	Rs. 7	Rs. 8
3. From Private Individuals.	89	–	1	90 (8)	1,000		Board as originally proposed.
(c) Sale proceeds of books.	237	355	2,263	2,500 (9)	230		(8) The decrease is due to the nonpayment of the promised contribution of Rs 1000 by the Kudavasal School Committee, as the proposed School was not opened.
(d) Income from Endowments.							
(e) Miscellaneous.	99	31	1	100	10		
3. Medical.				2690	1240		
(a) Hospital receipts.							
(b) Sale of medicines.							(9) As the District Board has recently resolved to abolish the Book Depôt from April next, credit is taken for the sale of all the books on hand within the official year.
(c) Contributions.							
1. From Municipalities :— For District Surgeons Establishment	29	105	121	150	150		
Rajah Mirasidar Hospital.	–	1500	1500	1500	1500		
Reserve Medical Staff	9	223	141	150	150		
Medical School.	–	1020	1020	1020	1020		
Bonus to Hospital Assistants lent to Municipalities							
2. From other District Funds.	–	–	130	130 (10)	70		(10) The increase is due to the anticipated realization of arrears.
3. From private individuals.							
(d) Income from Endowments.							

Revised.

(e) Miscellaneous.	136	71	614	750	670		11. The increase of Rs 4000 is under the Railway Guarantee Fund and is due to the fact that interest will be drawn on the 2,00,000 Rupees referred to in para 16 of the current year's Budget Report, for the full year instead of for only six months as originally proposed (Vide para 2 of G.O. no 159 Financial dated 23.2.94 Communicated in G.O. no 609 L.M. dated 15.3.94)
(f) Zillah Surgeon's establishment.				3700	3580		
4 Interests :—							
(a) On government securities.	20,223	20,221	21,277	41,500 (11)	37,500		
(b) On arrears of Revenue.	120	20	20	140	20		
5. Miscellaneous :—							
(a) Contribution for purposes other than education, medical or works.							
1. From Municipalities.							
2. From other District Funds.							
3. From private individuals.	2379	5143	1	2380	700		
(b) Choultry rents.	74,348	86,502	90,712	165,060	165,850		
(c) Market rents.	285	–	255	540 (13)	600		
(d) Bangalow fees.	133	141	127	260	310		
(e) Fees and fines. { Fees	1,247	695	23	1,270	620		(12) The decrease is under the Tanjore Taluk Board and is reported to be due to the low prices of paddy.
{ Fines	352	630	878	1230	1,060		
(f) Ferry rent.	2,791	4,564	5069	7,860	7,670		
(g) Grass rents.							
(h) Fishery rents and shell rents.	5,773	11,615	10157	15,930 (14)	15,430		
(i) Rents and produce of land.	2,749	2,907	~~5521~~ 5221	7,970	7,900		(13) The decrease is under due to smaller receipts in the Pattukkottai Taluk Board market which it is proposed to abolish from April next.
(j) Avenues.	1,212	4,989	5,428	6,640	6,660		
				33300	31980		

(14) There was an increase of Rs 1730 in the sales under Tanjore Taluk Board and a decrease of Rs 1,000 in those under the Mannargudi and Negapatam Taluk Boards respectively.

Rs 230

Revised

I. Consolidated ~~Budget~~ Estimate of the District Board of the Tanjore District for the Official year 1894-95

A. Revenue and Receipts.

Items.	Actuals of the first six months of 1894-95	Actuals of the last six months of 1893-94	Probable receipts or expenditure of the remaining six months of 1894-95	Totals of columns 2 and 4	Budget grant for 1894-95	Total grant for 1894-95 including subsequent allotments and transfers.	Explanation of variations between columns 5 and 7	
	Rs. 2	Rs. 3	Rs. 4	Rs. 33850	Rs. 31980	Rs.	Rs.	Rs.
(k) Sale of Stores.	~~560~~	~~836~~	~~910~~	~~1470~~	~~1260~~	~~1260~~		
(l) Sundry receipts.	560	636	910	1470	1260	"		
6. Public works :—				34770	33240			
(a) Sale of buildings.								
(b) Sale of Tools and plant.	3	50	67	70	70			
(c) Sale of old materials.	266	50	74	340	50			
Excess Value realised over the sale of Promissory Notes	"	19,887	"	"	"			
(d) Contributions. :—								
1. From Municipalities.								
2. From other District Funds.								
3. From private individuals.	"							
Refund of expenditure.								
4. Miscellaneous.								
5. Public works in charge of P. W. D.	17							
7. Contributions from Provincial Funds :—				3590	3620			
(a) Education.	1371	4579	7539	8910 (15)	9860			
(b) ~~General purposes.~~ Building Grant	"	"	800	800 (15)	1720			
(c) Public works.								
(d) Choultries.	10064	3035	3036	13100	13110			
(e) Hospitals and dispensaries.	"	2640	2640	2640	2640			
Mayavaram - Muthupet Railway	"	"	36500	36500	36500			
8. Contributions from Special funds :—								
1/4th Travelling allowance of Local Fund Audit								
(a) Pound fund. Do. Do.	"	2	"	"	"			
(b) ~~Canal and ferry fund.~~ Special Fund other than Pound fund		17	"	"	"			
9. Allotments from the District funds :—								
10. Miscellaneous debt heads :— Provident Fund Deduction	1259	1487	2741	4000	4000			
Withdrawal from investment in favor of Railway Guarantee fund	"	320000	200000	200000	200000			
Total Receipts.	379722	726507	648698	1028420	985250			
Grand Total				1226860	1176760			

15. The decrease is mainly due to the Kudavasal Middle School not having been opened.

N.B. The variations under the other items are small and fluctuating and call for no remarks.

Revised

IX. Consolidated ~~Budget~~ Estimate of the District Board of the Tanjore District for the Official year 1894-95

B. Expenditure.

Items.	Actuals of the first six months of 1894-95	Actuals of the last six months of 1893-94	Probable receipts or expenditure of the remaining six months of 1894-95	Totals of columns 2 and 4	Budget grant for 1894-95	Total grant for 1894-95 including subsequent allotments and transfers.	Explanation of variations between columns 5 and 7
	Rs. 2	Rs. 3	Rs. 4	Rs. 5	Rs. 6	Rs. 7	Rs. 8
Grant I.—Public works.—							
(a) New works.							
1. Communications { P. W. D.	-	298	-	- (a)	1000	1000	(a) No provision is made by the Thanjavur Taluk Board for want of funds.
1. Communications { L. F. D.	13309	21273	12621	25930	21560	29504	
2. Civil buildings.	3035	7462	4965	8000	5330	12441	
3. Miscellaneous Public Improvements.	3184	5826	7976	11160	8070	15857	
(b) Repairs.							6. The amounts entered in Column 5 have been fixed with reference to provable requirements
1. Communications { P. W. D.	2244	10913	10646	12890 (c)	13460 (c)	13720 (c)	c Includes a sum of Rs 4500 ordered to be included under repairs Communications P.W.D. Department being the charges for the maintenance of the Vedaranyam Canal vide G.O. No 2859 L. misc. dated 22-12-93
1. Communications { L. F. D.	44756	111920	107184	151940	130230	154399	
2. Civil buildings.	2741	13094	4269	7810	11970	11430	
3. Miscellaneous public improvements.	11055	16908	37095	48150	48200	62832	
Avenues.							
Tank works.							
(c) Establishments.							
1. ~~Public department supervision~~ Other establishment	1	203	289	290	290	290	(b) The increase is chiefly due to the proposed repair of the ferry boat at Kallimottu at a cost of Rs 380.
2. Local Fund Engineering Establishment.	13215	18554	21795	35010	35010	35010	
3. ~~Tools~~ Tolls and Ferries.	283	"	727	1010	"	580	
(d) Tools and plant { P. W. D.	"	5	60	60	60	60	
(d) Tools and plant { L. F. D.	1139	413	871	2010	2010	2010	
Avenue establishment.							
(e) Contingencies.	1266	-18482	2234	3500	3500	3500	(e) This represents the amounts of adjustment to Provincial Funds on account of the Mayavaram - Mutlupet Railway for 1893-94 against a Budget allotment of Rs 4,20,000.
(f) Contributions to.							
1. Provincial Funds.	319964	"	6	319970 (e)	420000	420000	
2. Other District funds.							
3. Municipalities.	453	771	645	1100	1100	1100	
4. Private individuals.							
(g) Miscellaneous.	23	"	197	220	"	"	(f) The increase is due to the refund of Contributions paid by certain Municipalities to the Negapatam Taluk Board.
Total Grant I.	416670	189158	211580	628250	702010	763433	
Grant II.—Education.							
(a) Inspection.	2624	2865	3176	5800	5680	5807	
(b) Normal schools.							
1. Salaries of masters.							

Revised

IX. Consolidated ~~Budget~~ Estimate of the District Board of the Tanjore District for the Official year 1894-95

B. Expenditure.

Items.	Actuals of the first six months of 1894-95	Actuals of the last six months of 1893-94	Probable receipts or expenditure of the remaining six months of 1894-95	Totals of columns 2 and 4	Budget grant for 1894-95	Total grant for 1894-95 including subsequent allotments and transfers.	Explanation of variations between columns 5 and 7
	Rs. 2	Rs. 3	Rs. 4	Rs. 5	Rs. 6	Rs. 7	Rs. 8
Grant I.—Public works.—							
(a) New works.							
1. Communications P. W. D.	-	298	-	-	1000	1,000	(a) No provision is
1. Communications L. F. D.	13309	21273	12621	25930	21560	29504	made by the Main Board &
2. Civil buildings.	3035	7462	4965	8000	5350	12441	Taluk Boards for want of
3. Miscellaneous Public Improvements.	3184	5826	7976	11160	8070	15857	funds.
(b) Repairs.							b. The accounts entered
1. Communications P. W. D.	2244	10913	10646	12890	13460	13720	in Column 5 have been
1. Communications L. F. D.	44756	111920	107184	151940	130230	154399	framed with reference to
2. Civil buildings.	2741	13094	4269	7010	11970	11430	provable requirements
3. Miscellaneous public improvements.	11055	16908	37095	48150	48200	62832	c Includes a sum of
Avenues.							Rs 4500 ordered to be
Tank works.							included under repairs
							Communications P.W.D. Department
							being the charges for the
							maintenance of the
							Vedaranyam Canal vide
							G.O. No 2857 L. misc. dated 22-12-93
(c) Establishments.							
1. Public department supervision. Other establishment	1	203	289	290	290	290	(d) The increase is chiefly
2. Local Fund Engineering Establishment.	13215	18554	21795	35010	35010	35010	due to the proposed repair
3. Tools and Ferries. Bills	283	"	727	1010		580	of the ferry boat at
(d) Tools and plant P. W. D.	"	5	60	60	60	60	Kallimoru at a cost
(d) Tools and plant L. F. D.	1139	413	871	2010	2010	2010	of Rs 580.
Avenue establishment.							
(e) Contingencies.	1266	-18482	2234	3500	3500	3500	(e) This represents the
(f) Contributions to.							amounts of adjustment
1. Pr ds.	319964	"	6	319970	420000	420000	to Provincial Funds on
2. Oth t funds.							account of the Mayavaram
3. Muni es.	455	771	645	1100	1100	1100	- Mutlupet Railway for
4. Privat dividuals.							1893-94 against a Budget
(g) Miscellaneou	23	"	197	220	-	-	allotment of Rs 4,20,000.
							(f) The increase is due
Total Grant I.	416670	189158	211580	628250	702010	763433	to the refund of Contribution
Grant II.—Education.							paid by certain Municipalities
(a) Inspection.	2624	2865	3176	5800	5680	5807	to the Negapatam
(b) Normal schools.							Taluk Board.
1. Salaries of masters.							

Revised

IX I. Consolidated ~~Budget~~ Estimate of the District Board of the Tanjore District for the Official year 1884-85 ~~1889-90~~ 1894-95

B. Expenditure.

Items.	Actuals of the first six months of 1884-85	Actuals of the last six months of 1883-84	Probable receipts or expenditure of the remaining six months of 1884-85	Totals of columns 2 and 4	Budget grant for 1884-85	Total grant for 1884-85 including subsequent allotments and transfers.	Explanation of variations between columns 5 and 7
Sessional schools.	126	554	504	630 g	870	870	(g) Fixed with reference to probable expenditure
Stipends for Muhammadan teachers.							
C. Secondary: Schools.							
1. Salaries of masters. Salary system				7250 h	7440	7440	(h) The decrease is due to the nonentertainment of the proposed drawing master in the Tiruvalur High School and to a saving effected in the pay of a certain teacher in the Tiruvadi Sanskrit High School.
Salary Results system	4862	5532	6388	4000 i	4590	4217	
Results stipends	198	538	1282	1480 i	1630	1630	
2. Clerks & Servants. Salary system				330 i	370	370	
Salary Results system	236	294	374	280 i	320	320	
3. Miscellaneous. Salary system				680	710	710	
Salary Results system	194	837	1386	900 i	830	1057	
				8260 / 6660	8520 / 7370	8520 / 7224	
D. Elementary Schools:—							
Salary system and Salary Results system							(i) The decrease is chiefly due to the Kudavasal Middle School not having been opened.
1. Salaries of masters. Fixed Salary system							
Salary Results system	8322	11474	11748	20070 k	21480	21317	
School fees.							
Results stipends.	1431	5990	7489	8920	9190	9160	j. The decrease is due to the nonentertainment of the toti sanctioned for the Tiruvalur High School, the work being attended to by the Union toti
Stipends of students	"	"	60	60	60	60	
2. Servants. Salary system							
Salary Results system	72	55	98	170	200	200	
3. Miscellaneous. Salary system							
Salary Results system	1324	3798	3656 / 3704	4980	4170	4219	k. The decrease is chiefly under the Negapatam and Kumbakonam Taluk Boards: in the former it is due to the non opening of the Kudavasal Primary School and to the closing of certain S. R schools: in the latter it is due to the late opening of
				34200	35100	34956	

1. Provincial services for Deputy Inspectors and establishments &c.	"	3	"	"	"	"	
2. Other Distric							
3. Municipalities.	"	21	"	"	"	"	
4. Private individu							
(g) Miscellaneous.—							
1. Purchase of books.	"	"	"	"	500	40	
2. Commission on sale of books.	"	73	370	370 l	70	70	l. The increase is due to the payment of commission on the sale of all the books on hand - vide explanation under receipts - item no 9 supra.
3. Miscellaneous (e. g) Stipends to aggricultural students.	222	257	8	230	140	151	
Total Grant II.	20633	46673	51187	71820	74570	73958	
Grant III.—Medical Services—Vaccination &c.							
(a) Hospitals and Dispensaries.—							
1. Superintendents.							

Revised

IX I. Consolidated ~~Budget~~ Estimate of the District Board of the Tanjore District for the Official year 18~~88~~ 94 ~~89~~ 95

B. Expenditure.

Items.	Actuals of the first six months of	Actuals of the last six months of	Probable receipts or expenditure of the remaining	Totals of columns 2 and 4	Budget grant for 18~~89~~ 94 ~~90~~	Total grant for 18~~89~~ 94 ~~90~~ 95 including subsequent allotments and	Explanation of variations between columns 5 and 7
3. Miscellaneous.							
(e) Grants-in-aid.—							
1. Salary grants.	"	53	20	20	20	20	of certain Pariah schools and to savings in others. There are also trifling decreases in the Mannargudi and Pattukkottai Taluk Boards
2. Results grants.	977	13,843	13,923	14,900	15,000	15,000	
3. Building.	45	409	655	700	800	800	
4. Miscellaneous.	"	80	50	50	500	500	
(f) Contributions to.—							
1. Provincial services for Deputy Inspectors and establishments &c.	"	~~3~~	"	"	"	"	
2. Other District Boards.							
3. Municipalities.	"	21	"	"	"	"	
4. Private individuals.							
(g) Miscellaneous.—							
1. Purchase of books.	"	"	"	"	500	40	
2. Commission on sale of books.	"	73	370	370 l.	70	70	l. The increase is due to the payment of Commission on the sale of all the books on hand - vide explanation under receipt - item no 9 supra.
3. Miscellaneous (e. g) Stipends to aggricultural students.	222	~~254~~ 257	8	230	140	151	
Total Grant II.	20,633	46,673	51,187	71,820	74,570	73,958	
Grant III.—Medical Services—Vaccination &c.							
(a) Hospitals and Dispensaries.—							
1. Superintendents.							

IX I. Consolidated ~~Budget~~ Revised Estimate of the District Board of the Tanjore District for the Official year 18~~87-89~~ 94-95

B. Expenditure.

Items.	Actuals of the first six months of 18~~87-89~~ 94-95	Actuals of the last six months of 18~~87-89~~ 93-94	Probable receipts or expenditure of the remaining six months of 18~~87-89~~ 94-95	Totals of columns 2 and 4	Budget grant for 18~~87-89~~ 94-95	Total grant for 18~~87-89~~ 94-95 including subsequent allotments and transfers.	Explanation of variations between columns 5 and 7
	Rs.	Rs.	Rs.	Rs.	Rs.	Rs.	Rs. Rs.
2. Medical Subordinates ...	7246	7408	8124	15370 m	15500	15535	m. The decrease is chiefly
Reserve Hospital Assistant. ...	301	277	399	700 n	900	900	in the Kumbakonam Taluk
3. Clerks and servants. ...	4666	4535	5324	9990 (o)	10060	10060	Board and is due to the
4. Diet of patients. ...	2179	2391	3101	5280 n	7450	7450	postings of certain hospital
5. Medicines and Surgical apparatus and contribution to Provincial Funds. ...	2679	4044	3261	5940 n	6210	6210	Assistants on less pay
6. Supplies &c. ...	437	1115	2033	2470 n	2760	2760	in the place of men of
7. Midwives and Midwifery pupils. ...	1122	915	1298	2420 p	3280	3245	higher grades and to
8. Medical School Tanjore. Establishment. ...				3490	3490	3490	savings in the charge
Stipends. ...	2447	2896	2692	1400	1400	1400	allowance of certain
Contingencies. ...	51			300	300	300	Civil Apothecaries
9. Medical practitioners. ...							who had been on
10. Zillah Surgeon's Establishment including Travelling allowance. ...	620	583	560	1180	1180	1180	leave.
11. Cholera charges. ...	581	1017	329	910 n	520	709	n. Fixed with reference
12. Contingencies. ...	1626	2428	2414	4040 n	4580	4465	to probable requirements.
				53490	57630	57704	
13. Miscellaneous. ...							o. The decrease is
(b) Vaccination :— ...							due to the compounder
1. Fixed charges. ...	3236	3256	3344	6580	6580	6580	at Arantangi Dispensary
2. Contingencies. ...	1111	1107	1189	2300 n	2770	2770	having been replaced
				8880	9350	9350	by a junior man on
(c) Sanitation :— ...							less pay.
1. Improvement of water supply. ...	1127	1120	3373	4500 q	5070	7284	
2. Improvement of village sites. ...	140	1619	1830	1970	2110	2050	p. The decrease is
3. Scavengering Establishment. ...	12056	12736	12844	24900 r	26190	26024	due to the expected savings
4. Arrangements at Fairs and Festivals. ...	925	285	405	1330	1000	1369	in the payment of
5. Other sanitary outlay ...	276	426	34	310	170	354	remuneration and to
				33010	34540	37081	
(d) Markets. ...	4	3	26	30	10	10	the nonentertainment
(e) Choultries :— — Establishment ...	14111	15822	18409	32520 s	32510	32649	of Midwives in ~~the~~ certain
1. ~~Establishment.~~ ...							~~Municipal Voluntary~~
2. Feeding charges. ...	16161	47216	54299	70460 s	81930	81930	~~[illegible]~~
3. Contingencies. ...	20965	27131	21145	42110 s	41840	41818	Dispensaries.
Unendowed Choultries. ...	28	145	42	70	70	70	q. The decrease is due
				145160	156350	156467	to certain tank works
(f) Public Bangalows :— ...	182	375	318	500 s	510	560	having been abandoned

owing to the ryots not paying the promised contribution

r. The decrease is due to the low rates at which the Scavengering Carts were hired

s. Fixed with reference to probable requirements

Revised

I. Consolidated ~~Budget~~ Estimate of the District Board of the Tanjore District for the Official year 1886-87 1894-95.

B. Expenditure.

Items.	Actuals of the first six months of 1886-87 1894-95	Actuals of the last six months of 1886-87 1893-94	Probable receipts or expenditure of the remaining six months of 1886-87 1894-95	Totals of columns 2 and 4	Budget grant for 1886-87 1894-95	Total grant for 1886-87 1894-95 including subsequent allotments and transfers.	Explanation of variations between columns 5 and 7.	
	Rs.	Rs.	Rs.	Rs.	Rs.	Rs.	Rs.	Rs.
(g) Contributions to :—								
1. Provincial services :—								
i. Medical College.								
ii. Sanitary inspection.	4	2704	2700	2700	2870	2870	t. Fixed with reference to the actuals of the previous year.	
iii. Medical reserve staff.								
iv. Cutlar's establishment.	4	47	50	50	60	60		
v. Medicines and surgical apparatus.								
vi. Lunatics.								
2 Other District Boards.								
3. Municipalities.	2000	1810	3860	5860	5860	5860		
4. Private individuals.								
(h) Miscellaneous :—								
1. Miscellaneous endowed institutions.								
2. Rewards for killing dogs	19	5	61	80	110	115		
Refunds			20	20				
3. Miscellaneous. Lighting charges	1816	3622	3384	5200 u	5690	5834	u. The supply of oil to the Negapatam Taluk Board having been given on Contract, there has been a saving under this head.	
Total Grant III.	98112	147038	156868	254980	272980	275911		
Grant IV. Miscellaneous :—								
(a) Controlling establishment at the Presidency.	"	5496 654	4240 650	4240 650	4240 470	4710		
(b) Establishment in the Collector's Office including Printing Work done at the Government Press Audit establishment &c	1628	1522	1992	3320	3320	3320		
(c) Do. in the District Board's Office.	982	1061	1088	2070	2070	2070		
Do. in the Taluk Board's Offices.	1234	1183	1196	2430 v	2450	2450	v. The decrease is due to the late appointment of the 2nd Clerk of the Negapatam Taluk Board office.	
Do. in the Panchayat Offices.	1493	1546	1517	3010	3010	3015		
(d) Contingencies.								
1. Stationery.	275	341	425	700	710	751		
2. Postal charges.	810	654	950	1760	1610	1610		
3. Printing charges.	655	791	1495	2150	2090	2340		
4. Travelling allowance to Non official Members.	454	524	796	1250	1250	1250		
5. Do do to office establishment.	181	130	269	450	440	437		
6. Miscellaneous.	516	672	1214	1730	1910	1874		
7. Subscription to Periodicals.	81	30	79	160	220	220		
8 Law Charges	"	11	200	200	400	400		
(e) Pensions Bonus Contribution to Provident Fund	-	-	2300	2300 w	2100	2100	w. Represents the actual amount of adjustment	
~~Contribution for services lent~~ Pensions	104	658	96	200	100	100		
(f) Refunds.	1064	474	456	1520	-	1304		

Revised

I. Consolidated ~~Budget~~ Estimate of the District Board of the Tanjore District for the Official year ~~1887-88~~ 94-95

B. Expenditure.

Items.	Actuals of the first six months of ~~1887-88~~ 94-95	Actuals of the last six months of ~~1887-88~~ 93-94	Probable receipts or expenditure of the remaining six months of ~~1887-88~~ 94-95	Totals of columns 2 and 4	Budget grant for ~~1887-88~~ 94-95	Total grant for ~~1887-88~~ 94-95 including subsequent allotments and transfers.	Explanation of variations between columns 5 and 7	
	Rs.	Rs.	Rs.	Rs.	Rs.	Rs.	Rs.	Rs.
(g) Loans. ...								
(h) Miscellaneous ...								
(i) Investment in favor of Railway Guarantee fund. ...								
Total Grant IV....	9,477	15,747	18,663	~~26,390~~ 28,140	~~27,951~~ 26,390	27,951		
Reserve. ...	..	..	2380	2380	~~2380~~ 20,810	2,380		
~~Allotment to Taluk Funds.~~ Investment in favor of Provident Fund	112	98	3,888	~~4,000~~ x	2,000	2,000	x. This is the amount of proposed investments of accumulated collections under Provident Fund.	
~~Miscellaneous debt heads.~~ Local Fund Engineers Miscellaneous advances	..	..	..	..	10000	..		
Grand total Expenditure....	545,004	398,714	444,566	989,570	1108,760	1145,633		
Deduct.— Balance				237,290	68,000			
1. Balance under house-tax. ...				~~3,990~~ 3990	340			
2. Balance under endowment fund. ...				59410	31,180			
3. Balance under Railway guarantee fund. ...				120510	13,920			
Net balance available for general purposes. ...				~~53,380~~ 53380	22,560			

Printed by:—T. R. Vasantha Pillai at "The Tanjore National Press."

N.B. The other items of expenditure are small and fluctuating and call for no remarks.

	Endowment Funds.	Union Funds.	Remarks
Balance.	85,500	890	
Receipts	205,500	40,650	
Total.	291,000	41540	
Charges.	231,590	37,550	
Balance.	59,410	3,990	

85080 ?

For President

Enclosure

In a letter

From

The President
District Board
Tanjore

To

The Chief Secretary to
Government
L. & M. Deptt.
Madras.

Dated 19th December 1894

Current No 1136 of 94.

Enclosure No 13.

DESPATCHED
29 ~~NOV~~ Dec 94

Statement No IX. showing the consolidated Revised Estimate of Receipts and charges of the Tanjore District for the Official year 1894-95.

IX. A.—*Consolidated Abstract of Revised Estimate of Receipts of Local Funds in the District of Tanjore for the official year 1894-95*

Items.	District Board.			Taluk Boards.													Consolidated Estimate of.			
				Tanjore.			Kumbakonam.			Negapatam.			Mannargudi.			Patukota.			Total Taluks.			
	R. G. Fund.	Endowment Fund.	General Fund.	Endowment Fund.	General Fund.	Endowment Fund.	General Fund.	Endowment Fund.	General Fund.	Endowment Fund.	General Fund.	Endowment Fund.	General Fund.	Endowment Fund.	General Fund.	Endowment Fund.	General Fund.	Endowment Fund.	General Fund.	Total.	Railway Guarantee Fund	Endowment Fund.	General Fund.	Grand Total.
Balance ...	73540	55890	-860	19060	9960	4680	4750	-120	16690	5060	5900	930	2960	29610	40260	69870	73540	85500	39400	198440
Land Cess ...	"	"	163120	"	25310	"	60070	"	38290	"	27070	"	12380	"	163120	163120	"	"	326240	326240
Railway guarantee Fund ...	108760	"	"	"	"	"	"	"	"	"	"	"	"	"	"	"	108760	"	"	108760

...aneous ...	...	—	—	370	—	50	—	—	—	130	—	—	—	40	—	220	220	—	—	590	590
Total Grant II.	...	—	3520	6800	2010	8470	—	15470	—	20050	—	8970	—	6530	2010	59490	61500	—	5530	66290	71820
Grant III.—Medical &c.—	...																				
Hospitals and Dispensaries	...	—	18330	4330	4560	1550	940	9220	—	4770	220	5080	—	4480	5720	25100	30820	—	24050	29430	53480
Vaccination ...	...	—	—	8880	—	—	—	—	—	—	—	—	—	—	—	—	—	—	—	8880	8880
Sanitation ...	...	—	—	—	—	7480	—	10110	—	8460	—	5210	—	1750	—	33010	33010	—	—	33010	33010
Choultries ...	...	—	12640	—	15890	—	830	—	1230	—	600	—	240	—	18790	—	18790	—	145200	—	145200
Travellers Bangalows...	...	—	—	—	—	150	—	250	—	50	—	—	—	50	—	500	500	—	—	500	500
Contributions ...	...	—	—	2750	—	—	—	2600	—	1450	—	1810	—	—	—	5860	5860	—	—	8610	8610
Miscellaneous ...	...	—	—	—	—	610	—	1140	—	2050	—	790	—	440	—	5300	5300	—	—	5300	5300
Total Grant III.	...	—	144740	15960	20450	9790	1770	23590	1230	16780	820	12890	240	6720	24570	69770	94280	—	169250	85730	254980
Grant IV.—Miscellaneous.—																					
Controlling Establishment at the Presidency ...		—	—	4890	—	—	—	—	—	—	—	—	—	—	—	—	—	—	—	4890	4890
Collectorate Establishment ...		—	—	3320	—	—	—	—	—	—	—	—	—	—	—	—	—	—	—	3320	3320
District Board's Establishment.		—	—	2070	—	—	—	—	—	—	—	—	—	—	—	—	—	—	—	2070	2070
Taluk Board's Establishment ..		—	—	—	—	1120	—	1450	—	1110	—	1000	—	760	—	5440	5440	—	—	5440	5440
Contingencies		—	—	2720	—	1290	—	1610	—	1360	—	980	—	450	—	5690	5690	—	—	8410	8410
Bonus Contribution to Provident Fund		—	—	2300	—	—	—	—	—	—	—	—	—	—	—	—	—	—	—	2300	2300
Refunds ... ... Pensions		—	—	200	—	—	—	—	—	—	—	—	—	—	—	—	—	—	—	200	200
Total Grant IV. ...		—	—	15500	—	2880	—	3240	—	3320	—	1980	—	1220	—	12640	12640	—	—	28140	28440
Reserve.—		—	—	—	—	1340	—	1040	—	—	—	—	—	—	—	2380	2380	—	—	2380	2380
Allotment to Taluk Boards		—	—	3320	—	450	—	490	—	490	—	350	—	260	—	2020	2020	—	—	—	—
Total Expenditure		—	—	4000	—	—	—	—	—	—	—	—	—	—	—	—	—	—	—	4000	4000
Investment on P. F. Fund		319970	202850	194460	23640	37060	1970	78780	1350	73950	1250	39940	530	19160	28740	248890	277630	319970	231570	438010	989570
Total Grand Expenditure ...		120510	30510	22910	17890	7770	4660	11190	-170	7280	5460	4920	1060	3300	28900	34460	63360	120510	59410	57370	237290
Balance. ...																					

Tanjore District Board's Office
Vallam 18 .

President.

Local Fund Engineering Establishment ...		—	3700	22358	200	1180	—	4070	20	2730	—	1560	—	500	220	10040	10260	—	3920	32390	36310
Tools and Plant		—	620	960	—	70	—	200	—	140	—	60	—	20	—	490	490	—	620	1450	2070
Contingencies		—	180	1670	—	230	—	640	—	450	—	250	—	80	—	1650	1650	—	180	3320	3500
Contributions to Municipality		—	—	—	—	—	—	—	—	1100	—	—	—	—	—	1100	1100	—	—	1100	1100
Contributions to Mayavaram Mutupet Railway ...		319970	—	—	—	—	—	—	—	—	—	—	—	—	—	—	—	319970	—	—	319970
Miscellaneous		—	—	—	—	—	—	200	—	20	—	—	—	—	—	220	220	—	—	220	220
Total Grant I. ...		319970	54590	148880	1180	14130	200	34950	120	33310	430	15770	290	4430	2220	102590	104810	319970	58810	251470	628250
Grant II.—Education.—																					
Inspection		—	—	5800	—	—	—	—	—	—	—	—	—	—	—	—	—	—	—	5800	5800
Training Schools		—	—	630	—	—	—	—	—	—	—	—	—	—	—	—	—	—	—	630	630
Local Fund Schools { Salary system		—	—	—	—	—	—	—	—	—	—	—	—	—	—	—	—	—	—	—	—
Local Fund Schools { Salary Results ...		—	3520	—	2010	4920	—	10150	—	16720	—	6770	—	5040	2010	43600	45610	—	5330	43600	49130
Results grants schools ...		—	—	—	—	3540	—	5320	—	3200	—	2200	—	1450	—	15670	15670	—	—	15670	15670
... ...																					

IX. A.—*Consolidated Abstract of Revised Estimate of Receipts of Local Funds in the District of Tanjore for the official year* 1894-95

Items.	District Board.			Taluk Boards.														Consolidated Estimate of.			
				Tanjore.		Kumbakonam.		Negapatam.		Mannargudi.		Patukota.		Total Taluks.							
	R. G. Fund.	Endowment Fund.	General Fund.	Endowment Fund.	General Fund.	Endowment Fund.	General Fund.	Endowment Fund.	General Fund.	Endowment Fund.	General Fund.	Endowment Fund.	General Fund.	Endowment Fund.	General Fund.	Total.	Railway Guarantee Fund	Endowment Fund.	General Fund.	Grand Total.
Balance	73540	55890	-860	19060	9960	4680	4750	-120	16690	5060	5900	930	2960	29610	40260	69870	73540	85500	39400	198440
Land Cess	"	"	163120	"	25310	"	60070	"	38290	"	27070	"	12380	"	163120	163120	"	"	326240	326240
Railway guarantee Fund	108760	"	"	"	"	"	"	"	"	"	"	"	"	"	"	"	108760	"	"	108760
Tolls	"	"	38460	"	"	"	"	"	"	"	"	"	"	"	"	"	"	"	38460	38460
House Tax	"	"	"	"	3140	"	4600	"	3000	"	2800	"	1550	"	15090	15090	"	"	15090	15090
School Fees	"	"	"	"	930	"	2000	"	6220	"	980	"	1380	"	11510	11510	"	180	11570	11690
Other Items	"	180	"	"	"	"	10	"	170	"	"	"	10	"	190	190	"	"	2690	2690
Medical	"	"	2500	"	"	"	30	"	10	"	"	"	10	30	50	80	"	3220	480	3700
Interest on Government securities	"	3190	430	30	"	"	30	"	10	"	"	"	10	"	10080	10080	21680	19460	360	41500
On other Revenue	21680	9380	360	8860	"	940	"	20	"	220	"	40	"	10080	"	10080	"	"	140	140
Miscellaneous	"	"	70	"	"	"	"	"	"	"	"	"	70	"	70	70	"	"	"	"
Contributions	"	"	"	"	"	"	"	"	"	"	"	"	"	"	"	"	"	"	"	"

IX. A.—*Consolidated Abstract of Revised Estimate of Receipts of Local Funds in the District of Tanjore for the official year* 1894-95

Items.	District Board.			Taluk Boards.														Consolidated Estimate of.			
				Tanjore.		Kumbakonam.		Negapatam.		Mannargudi.		Patukota.		Total Taluks.							
	R. G. Fund.	Endowment Fund.	General Fund.	Endowment Fund.	General Fund.	Endowment Fund.	General Fund.	Endowment Fund.	General Fund.	Endowment Fund.	General Fund.	Endowment Fund.	General Fund.	Endowment Fund.	General Fund.	Total.	Railway Guarantee Fund	Endowment Fund.	General Fund.	Grand Total.
Balance	73540	55890	–660	19060	9960	4680	4750	–120	16690	5060	5900	930	2960	29610	40260	69870	73540	83500	39400	198440
Land Cess	"	"	163120	"	25310	"	60070	"	38290	"	27070	"	12380	"	163120	163120	"	"	326240	326240
Railway guarantee Fund ...	108760		"	"	"	"														

IX. B.—*Consolidated Abstract of Revised Estimate of Expenditure of Local Funds in the District of Tanjore for the official year* 1894-95.

Items.	District Board.			Taluk Boards.														Consolidated Estimate of.			
				Tanjore.		Kumbakonam.		Negapatam.		Mannargudi		Patukota.		Total Taluks.							
	R. G. Fund.	Endowment Fund.	General Fund.	Endowment Fund	General Fund.	Endowment Fund.	General Fund.	Endowment Fund.	General Fund.	Endowment Fund.	General Fund.	Endowment Fund.	General Fund.	Endowment Fund.	General Fund.	Total.	Railway Guarantee Fund	Endowment Fund.	General Fund.	Grand Total.
Grant I.—Public works.— ...																				
New works Communications ...	"	"	10740	"	300	"	5310	"	5780	"	3540	"	260	"	15190	15190	"	"	25930	25930
Civil Buildings ...	"	4140	"	"	150	"	250	"	3440	"	"	–	20	"	3860	3860	"	4140	3860	8000
Miscellaneous Public Improvements ...	"	2790	4000	"	1880	"	780	"	1420	–	–	290	"	290	4080	4370	"	3080	8080	11160
Repairs. Communications ...	"	"	109160	"	9620	"	19700	"	14700	"	8410	"	3240	[illegible]	55670	55670	"	"	164830	164830
Civil Buildings ...	"	4590	"	900	100	200	500	100	610	"	"	"	10	1200	1220	2420	"	5790	1220	7010
Miscellaneous Public Improvements ...	"	38570	"	80	600	"	3300	"	2920	430	1950	"	300	510	9070	9580	"	39080	9070	48150
Local Fund Engineering Establishment ...	"	3700	22350	200	1180	"	4070	20	2730	"	1560	"	500	220	10040	10260	"	3920	32390	36310
Tools and Plant	"	620	960	"	70	"	200	"	140	"	60	"	20	"	490	490	"	620	1450	2070
Contingencies	"	180	1670	"	230	"	640	"	450	"	250	"	80	"	1650	1650	"	180	3320	3500
Contributions to Mayavaram Mutupet Railway ...	319970	"	"	"	"	"	"	"	1100	"	"	"	"	"	1100	1100	"	"	1100	1100
Miscellaneous	"	"	"	"	"	"	200	"	20	"	"	"	"	"	220	220	319970	"	"	319970
Total Grant I. ...	319970	54590	148880	1180	14130	200	34950	120	33310	430	15770	290	4430	2220	102590	104810	319970	58810	251470	628250
Grant II.—Education.—																				
Inspection	"	"	5800	–	"	"	"	"	–	–	"	"	"	"	"	"	"	"	5800	5800
Training Schools	"	–	630	"	"	"	"	"	–	"	"	"	"	"	"	"	"	"	630	630
Local Fund Schools { Salary system / Salary Results ...	"	3520	"	2010	4920	"	10150	–	16720	"	6770	"	5040	2010	43600	45610	"	5530	43600	49130
Results grants schools ...	"	"	"	"	3540	"	5320	"	3200	"	2200	"	1450	"	15670	15670	"	"	15670	15670
... ...																				

IX.-A.—Demand, Collection, and Balance Statement of Land-cess for the official year 1894-95.

(To be appended to the revised estimate.)

Taluks.		Demand. Balance outstanding at the end of the previous year.	Demand. Current.	Actual collections of the first six months of 1894-95	Probable collections during the next six months of 1894-95	Total collections.	Balance.	Remarks.
1		2	3	4	5	6	7	8
Tanjore ...	Ordinary ...	841	50,625	19639	30986	50,625	841	
	Railway Guarantee Fund.	281	16875	6546	10329	16875	281	
	Total ...	1122	67,500	26185	41315	67500	1122	
Kumbakonam ...	Ordinary	122	62850	30663	32187	62850	122	
	Railway Guarantee Fund.	41	20950	10221	10729	20950	41	
	Total ...	163	83800	40884	42916	83800	163	
Mayavaram ...	Ordinary	34	38325	21832	16493	38325	34	
	Railway Guarantee Fund.	11	12775	7277	5498	12775	11	
	Total ...	45	51100	29109	21991	51100	45	
Shiyali ...	Ordinary	14	18975	9829	9146	18975	14	
	Railway Guarantee Fund.	4	6325	3276	3049	6325	4	
	Total ...	18	25300	13105	12195	25300	18	
Negapatam ...	Ordinary	10	28275	15081	13194	28275	10	
	Railway Guarantee Fund.	3	9425	5027	4398	9425	3	
	Total ...	13	37700	20108	17592	37700	13	
Nannilam ...	Ordinary	8	48300	28765	19535	48300	8	
	Railway Guarantee Fund.	3	16100	9588	6512	16100	3	
	Total ...	11	64400	38353	26047	64400	11	
Mannargudi ...	Ordinary	7	30150	17343	12807	30150	7	
	Railway Guarantee Fund.	3	10050	5781	4269	10050	3	
	Total ...	10	40200	23124	17076	40200	10	
Tirutturaippundi ...	Ordinary	97	24000	13815	10185	24000	97	
	Railway Guarantee Fund.	32	8000	4605	3395	8000	32	
	Total ...	129	32000	18420	13580	32000	129	
Pattukottai ...	Ordinary	1646	24750	15194	9556	24750	1646	
	Railway Guarantee Fund.	549	8250	5065	3185	8250	549	
	Total ...	2195	33000	20259	12741	33000	2195	
Grand Total...	Ordinary	2779	326250	172161	154089	326250	2779	
	Railway Guarantee Fund.	927	108750	57386	51364	108750	927	
	Total ...	3706	435000	229547	205453	435000	3706	

For President.

Enclosure

In a letter

From

The President

District Board

Tanjore

To

The Chief Secretary to

Government

L.M. Dept.

Madras.

Dated 19th December 1894

Current No 1136 of 94

Enclosure No 15

DESPATCHED
29 DEC. 94
Dept.

Statement No IX A. Showing

the Demand Collection

and Balance of Land

Cess for 1894-95

TANJORE DISTRICT

LOCAL FUND BUDGET.

IX. B.—List showing the Budget Grants with subsequent additions, alterations and deductions of Local Funds for the official year 1894—95.

IX. B. *List showing the Budget grants with subsequent additions, alterations and deductions of Local Funds of the District of Tanjore for the official year 1894-95.*

Heads of Expenditure.	Budget grant.	Subsequent additions.	Subsequent deductions.	Total grant up to date of the submission of the Budget.	Reference and remarks regarding Entries in Columns 3 and 4.
Grant I., Public works.—					
(a) New Works—					
(1) Communications { P. W. D.	1,000	"	"	1,000	
(1) Communications { L. F. D.	21,560	18,100 (a)	10,156 (1)	29,504	
(2) Civil Buildings	5,550	10,709 (b)	3,818 (2)	12,441	
(3) Miscellaneous Public Improvements :—	8,070	7,787 (c)	"	15,857	
(b) Repairs :—					
(1) Communications { P. W. D.	13,460	260 (d)	"	13,720	
(1) Communications { L. F. D.	130,230	24,169 (d)(e)	"	154,399	
(2) Civil Buildings	11,970	1,360 (e)	2,200 (3)	11,130	
(3) Miscellaneous Public Improvements	48,200	20,052 (f)	5,420 (4)	62,832	
(c) Establishment :—					
(1) Public works Department Supervision	"	"	"	"	
Other Establishment	290	"	"	290	
(2) Local Fund Engineering Establishment	35,010	"	"	35,010	
(3) Tolls and ferries	"	580 (g)	"	580	
(d) Tools and plants { P. W. D.	60	"	"	60	
(d) Tools and plants { L. F. D.	2,010	"	"	2,010	
(e) Contingencies	3,500	"	"	3,500	
(f) Contributions to :—					
(1) Provincial Funds	420,000	"	"	420,000	
(2) Other District Boards	"	"	"	"	
(3) Municipalities	1,100	"	"	1,100	
(4) Private individuals	"	"	"	"	
(g) Miscellaneous	"	"	"	"	
Total Grant I.	702,010	83,017	21,594	763,433	
Grant II., Education —					
(a) Inspection	5,680	127 (h)	"	5,807	
(b) Sessional Schools	870	"	"	870	

Additions
Allotments

(a) District Board's Resolution № 3 / 31-5-94 — 330
" " " 17 / 31-5-94 — 500
" " " 26 / 28-7-94 — 6622
7452
Tanjore Taluk Board's " " 1 / 25-5-94 — 301
Negapatam " " 5 / 25-5-94 — 899
" " " 7 / 25-5-94 — 3077
3976
Kumbakonam " " 9 / 29-6-94 — 547
Mannargudi " " 3 / 26-4-94 — 1200
" " " 4 / 26-4-94 — 340
" " " 4 / 26-4-94 — 1618
3158
Pattukkottai " " 11 / 25-5-94 — 260
Kumbakonam " " 9 / 29-6-94 — 2391
" " " 6 / 28-8-94 — 15
2406
18,700

(b) District Board's " " 26 / 28-6-94 — 3614
" " " 8 / 25-8-94 — 1900
5514
Negapatam " " 5 / 25-5-94 — 4044
District Board's " " 26 / 28-7-94 — 1058
Negapatam " " 3 / 31-8-94 — 72
Pattukkottai " " 12 / 27-6-94 — 21
10,709

(c) District Board's " " 34 / 28-4-94 — 180
" " " 2 / 28-7-94 — 180
" " " 26 / 28-7-94 — 2790
" " " 24 / 28-8-94 — 1800
" " " 4 / 27-9-94 — 100
5050

Deductions
Transfers.

(1) District Board's Resolution № 26 / 27-7-94 — 5000
Kumbakonam " " 8 / 30-5-94 — 420
" " 3 / 29-6-94 — 450
" " " 9 / 29-6-94 — 1600
" " " 2 / 28-8-94 — 190
" " " 3 / 28-8-94 — 120
" " " 4 / 28-8-94 — 40
" " " 6 / 28-8-94 — 15
" " " 20 / 30-7-94 — 1269
3504
Negapatam " " 12 / 10-9-94 — 300
Mannargudi " " 10 / 12-9-94 — 1352
1015b
(2) Kumbakonam " " 14 / 29-6-94 — 63
" " " 15 / 28-8-94 — 63
126
Negapatam " " 3 / 31-8-94 — 792
" " " 13 / 31-8-94 — 350
" " " 14 / 31-8-94 — 850
" " " 16 / 31-8-94 — 85
" " " 21 / 31-8-94 — 5
" " " 5 / 31-8-94 — 1000
" " " 11 / 10-9-94 — 450
" " " 12 / 10-9-94 — 160
3692
(3) District Board's " " 26 / 28-7-94 — 3818
Tanjore Taluk " " 4 / 26-9-94 — 2000
200
2200

IX. B. List showing the Budget grants with subsequent additions, alterations and deductions of Local Funds of the District of Tanjore for the official year 1894-95.

Heads of Expenditure.	Budget grant.	Subsequent additions.	Subsequent deductions.	Total grant up to date of the submission of the Budget.
Grant I., Public works.—				
(a) New Works—				
(1) Communications { P. W. D.	1,000	(a)	(i)	1,000
(1) Communications { L. F. D.	21,560	18,100 (b)	10,156 (j)	29,504
(2) Civil Buildings	5,550	10,709 (c)	3,818	12,441
(3) Miscellaneous Public Improvements :—	8,070	7,787	"	15,857
(b) Repairs :—		(d)(e)		
(1) Communications { P. W. D.	13,460	260	"	13,720
(1) Communications { L. F. D.	130,230	(b)(f) 24,169	"	~~154,399~~ 154,399
(2) Civil Buildings	11,970	(c) 1,360	(k) 2,200	11,130
(3) Miscellaneous Public Improvements	48,200	(f) 20,052	(l) 5,420	62,832
(c) Establishment :—				
(1) Public works Department Supervision	"	"	"	"
Other Establishment	290	"	"	290
(2) Local Fund Engineering Establishment	35,010	"	"	35,010
(3) Tolls and ferries	"	(g) 580	"	580
(d) Tools and plants { P. W. D.	60	"	"	60
(d) Tools and plants { L. F. D.	2,010	"	"	2,010
(e) Contingencies	3,500	"	"	3,500
(f) Contributions to :—				
(1) Provincial Funds	420,000	"	"	420,000
(2) Other District Boards	"	"	"	"
(3) Municipalities	1,100	"	"	1,100
(4) Private individuals	"	"	"	"
(g) Miscellaneous	"	"	"	"
Total Grant I.	702,010	83,017	21,594	763,433
Grant II., Education —		(h)		
(a) Inspection	5,680	127	"	5,807
(b) Sessional Schools	870	"	"	870

Reference and remarks regarding Entries in Columns 3 and 4.

Additions / Allotments

(a) District Board's Resolution № 3 / 31-5-94 330
" " " 17 / 31-5-94 500
" " " 26 / 29-7-94 6622
7452
Tanjore Taluk Board's " " 1 / 25-5-94 301
Negapatam " " 5 / 25-5-94 899
" " " 7 / 25-5-94 3077
3976
Kumbakonam " " 9 / 29-6-94 547
Mannargudi " " 3 / 26-4-94 1200
" " " 4 / 26-4-94 340
" " " 4 / 26-4-94 1618
3158
Pattukkottai " " 11 / 25-5-94 260
Kumbakonam " " 9 / 29-6-94 2391
" " " 6 / 28-8-94 15
2406
18,700

(b) District Board's " " 26 / 28-6-94 3614
" " " 8 / 25-8-94 1900
5514
Negapatam " " 5 / 25-5-94 4044
District Board's " " 26 / 28-7-94 1058
Negapatam " " 3 / 31-8-94 72
Pattukkottai " " 12 / 27-6-94 21
10,709

(c) District Board's " " 34 / 28-4-94 180
" " " 2 / 28-7-94 180
" " " 26 / 28-7-94 2790
" " " 24 / 28-8-94 1800
" " " 4 / 27-9-94 100
5050

Deductions / Transfers.

(1) District Board's Resolution № 26 / 27-7-94 5000
Kumbakonam " " 8 / 30-5-94 420
" " 3 / 29-6-94 450
" " " 9 / 29-6-94 1800
" " 1 / 28-8-94 190
" " " 3 / 28-8-94 120
" " " 4 / 28-8-94 40
" " " 6 / 28-8-94 15
" " " 20 / 30-7-94 1269
3504
Negapatam " " 12 / 10-7-94 300
Mannargudi " " 10 / 12-7-94 1352
10156

(2) Kumbakonam " " 14 / 29-6-94 63
" " 15 / 28-8-94 63
126
Negapatam " " 3 / 31-8-94 792
" " 13 / 31-8-94 350
" " 14 / 31-8-94 850
" " 16 / 31-8-94 85
" " 21 / 31-8-94 5
" " 5 / 31-8-94 1000
" " 11 / 10-7-94 450
" " 12 / 10-7-94 160
3692

(3) District Board's " " 26 / 28-7-94 3818
Tanjore Taluk " " 4 / 26-7-94 200
2200

IX. B. List showing the Budget grants with subsequent additions, alterations and deductions of Local Funds of the District of Tanjore for the official year 1894-95.

Heads of Expenditure.	Budget grant.	Subsequent additions.	Subsequent deductions.	Total grant up to date of the submission of the Budget.	Reference and remarks regarding Entries in Columns 3 and 4.
Grant II., Education.—*(Continued.)*					
Stipends for Mahomedan teachers	"	"	"	"	
(c) Secondary Schools :—					
(1) Salaries of masters { Salary system	7440	"	"	7440	
{ Salary Results system	4570	"	(5) 373	4217	
Results stipends	1630	"	"	1630	
(2) Clerks and Servants { Salary system.	370	"	"	370	
{ Salary Results system	320	"	"	320	
(3) Miscellaneous { Salary system	710	"	"	710	
{ Salary Results system ...	830	(i) 272	(6) 45	1057	
(d) Elementary Schools :—					
(1) Salaries of Masters { Fixed { Salary system ...	"	"	"	"	
{ Salary Results system.	21480	(g) 40	(4) 203	21317	
{ School fees	"	"	"	"	
{ Results stipends	9190	"	(8) 30	9160	
Stipends of students	60	"	"	60	
(2) Servants { Salary system	"	"	"	"	
{ Salary Results sytem	200	"	"	200	
(3) Contingencies { Salary system	"	"	"	"	
{ Salary Results system ...	4170	(k) 49	"	4219	
Gymnastic Instructor and contingencies ...	"	(l) 36	"	4255	
Lump allotment for new Schools				36	
(e) Grants-in-aid—					
(1) Salary grants	20	"	"	20	
(2) Results grants	15000	"	"	15000	
(3) Building	800	"	"	800	
(4) Miscellaneous	500	"	"	500	
(f) Contributions to—					
(1) Provincial services	"	"	"	"	

Reference and remarks regarding Entries in Columns 3 and 4.				
(c)(Continued) Tanjore Taluk Board's Resolution No 1 25-5-94	1076			
Negapatam " " " 5 25-5-94	574			
" " " " 6 30-10-94	160			
" " " " 8 30-10-94	106			
" " " " 17 30-10-94	10			
	870			
District Board's " " 9 dated 24-7-94	11			
Kumbakonam " " 9 " 29-6-94	780			
	7787			
(d)(1) Kumbakonam " " 4 - 30-5-94	260			
(d)(2) District Boards " " 31 & 31-5-94	50			
" " " 6 " 30-6-94	250			
" " " 26 " 28-7-94	201			
	501			
Tanjore Taluk " " 1 " 25-5-94	525			
" " " 17 " 31-8-94	1300			
	1825			
Negapatam " " 17 " 25-5-94	5			
" " " 6 " 29-6-94	230			
" " " 7 " "	40			
" " " 14 " "	70			
	345			
Mannargudi " " 1 " 28-6-94	800			
" " " 1 " 28-8-94	215			
	315			
Pattukkottai " " " 25-5-94	76			
" " " " "	295			
" " " 1 " 29-6-94	4			
	375			
(4) District Board's Resolution No 26 dated 28-7-94				1845
Kumbakonam " " 9 " 29-6-94				3375
" " " 5 " 30-10-94				200
				5420
(5) Negapatam " " 6 " 30-10-94				160
" " " 5 " 30-10-94				88
" " " 11 " 30-10-94				60
" " " 24 " 30-10-94				11
" " " 23 " 30-10-94				54
				373
(6) Pattukkottai " " 7 " 27-8-94				45
(7) Tanjore " " 6 " 29-6-94				3
" " " 21 " 25-7-94				8
Kumbakonam " " 6 " 30-7-94				11
" " " 13 " 27-9-94				20
				40
Pattukkottai " " 7 " 27-5-94				152
				203
(8) Kumbakonam " " 6 " 30-7-94				20
" " " 13 " 27-9-94				10
				30
(9) District Board " " 30 " 25-8-94				160
(10) " " " " 6 " 28-7-94				35
(11) Kumbakonam " " 8 " 28-8-94				9
" " " 16 " 30-7-94				85
Pattukkottai " " 12 " 27-6-94				21
				115
(12) Kumbakonam " " 16 " 28-8-94				10
Negapatam " " 1 " 31-8-94				175
				185

IX. B. *List showing the Budget grants with subsequent additions, alterations and deductions of Local Funds of the District of Tanjore for the official year* 1894-95.

Heads of Expenditure.	Budget grant.	Subsequent additions.	Subsequent deductions.	Total grant up to date of the submission of the Budget.	Reference and remarks regarding Entries in Columns 3 and 4.
Grant II., Education—(*Continued.*)					
(2) Other District Boards...	"	"	"	"	
(3) Municipalities	"	"	"	"	
(4) Private Individuals	"	"	"	"	
(g) Miscellaneous—					
(1) Purchase of books	500	"	460 (9)	40	
(2) Commission on sale of books	70	"	"	70	
(3) Miscellaneous *i.g.*, stipends to agricultural students, &c.	140	(h) 11	"	151	
Total, Grant ~~III~~ II ...	74,570	499	1,111	73,958	
Grants III, Medical Services, Vaccination, Sanitation and Public and Charitable Institutions—					
(a) Hospitals and dispensaries—					
(1) Superintendents	"	"	"	"	
(2) Medical subordinates	15,500	(j) 35	"	15,535	
(3) Reserve Hospital Assistants	900	"	"	900	
(4) Clerks and servants	10060	"	"	10,060	
(5) Diet of patients	7450	"	"	7450	
(6) Medicines and surgical instruments	6210	"	"	6210	
(7) Supplies	2760	"	" (10)	2760	
(8) Midwife and Midwifery pupils	3280	"	35	3245	
(9) Medical school — Establishment	3490	"	"	3490	
(9) Medical school — Stipends	1400	"	"	1400	
(9) Medical school — Contingencies	300	"	"	300	
(10) Medical practitioners	"	"	"	"	
(11) Zillah Surgeon's establishment including travelling allowance, &c.	1180	"	"	1180	
(12) Cholera charges	520	(k) 189		709	
(13) Contingencies	4580	"	(11) 115	4465	
(14) Miscellaneous	"	"	"	"	
(b) Vaccination—					
(1) Fixed charges	6580	"	"	6580	

(d)(2) Continued

District Board's Resolution	Nº 26 dated 28-7-94	17787	
Kumbakonam	" 8-20-5-94	420	
"	" 3-29-6-94	450	
"	" 9 " "	28	
"	" 2 " 28-8-94	190	
		1088	
Negapatam	" " 1 " 31-8-94	175	
"	" " 3 " "	695	
"	" " 21 " 31-8-94	5	
"	" " 11 " 10-7-94	450	
"	" " 12 " "	460	
"	" " 5 " 30-7-94	88	
"	" " 11 " "	60	
		1933	
		24169	
(2) District Board's	" " 21 " 25-4-94	18	
"	" " 20 " 31-5-94	70	
"	" " 22 " 28-7-94	45	
Kumbakonam	" " 9 " 29-6-94	133	
		171	
Negapatam	" " 1 " 25-5-94	133	
Pattukkottai	" " 6 " 27-8-94	10	
District Board	" " 17 " 30-6-94	39	
"	" " 30 " 25-8-94	460	
		499	
Kumbakonam	" " 9 " 29-6-94	103	
"	" " 14 " "	64	
"	" " 3 " 28-8-94	120	
"	" " 4 " "	40	
"	" " 15 " "	62	
		389	
Negapatam	" " 3 " 31-8-94	25	
		1360	

(13) Tanjore Taluk Board's Resolution

	Nº 14 dated 29-6-94	2	
"	" " 10 " 31-8-94	21	
"	" " 12 " 25-10-94	151	
		174	
(14) District Board	" " 17 " 30-6-94	39	
"	" " 9 " 28-7-94	11	
		50	
(15) Tanjore	" " 19 " 27-7-94	3	
(16) District Board	" " 1 " 28-7-94	25	
Tanjore Taluk	" " 7 " 31-8-94	2	
Pattukkottai	" " 14 " 27-6-94	11	
		38	
(17) District Board	" " 26 " 28-7-94	10000	

IX. B. *List showing the Budget grants with subsequent additions, alterations and deductions of Local Funds of the District of Tanjore for the official year* 1894-95.

Heads of Expenditure.	Budget grant.	Subsequent additions.	Subsequent deductions.	Total grant up to date of the submission of the Budget.	Reference and remarks regarding Entries in Columns 3 and 4.
Grant III., Medical Services, Vaccination &c.—(*Cont.*)					
(2) Contingencies	2770	"	"	2770	
(c) Sanitation—					
(1) Improvement of water-supply	5070	(p) 2214	"	7284	(p) District Board's Resolution No. 222 dt. 28-4-94 85
(2) Improvement of village-site	2110	(q) 125	(12) 185	2050	" " " 7 " 30-6-94 400
(3) Scavenging establishment	26190	(r) 8	(13) 174	26024	" " " 19 " " 19
(4) Arrangements at fairs and festivals	1000	(s) 369	"	1369	" " " 14 " " 200
(5) Other sanitary outlay	170	(t) 184	"	354	" " " 16 " " 100
(d) Markets	10	"	"	10	" " " 19 " " 85
(e) Choultries—					" " " 32 " 30-6-94 114
(1) Establishment	32510	(u) 139	"	32649	" " " 32 " 28-7-94 147
(2) Feeding travellers	81930	"	" (14)	81930	" " " 26 " 28-7-94 9804
(3) Contingencies	41840	(v) 28	50	41818	" " " 23 " 25-8-94 320
(4) Unendowed choultries	70	"	"	70	" " " 27 " " 690
(f) Public bungalows	510	(w) 50		560	" " " 26 " " 320
(g) Contributions to—					" " " 27 " 27-7-94 100
(1) Provincial services—					" " " 28 " " 400
(1) Medical college	"	"	"	"	12584
(2) Sanitary inspection	2870	"	"	2870	Negapatam " " 5 " 25-7-94 1532
(3) Medical reserve staff	"	"	"	"	" " " 1 " " 740
(4) Cutler's establishment	60	"	"	60	" " " 5 " 31-8-94 750
(5) Lunatics	"	"	"	"	2822
(2) Other District Boards	"	"	"	"	Mannargudi " " 4 " 28-8-94 736
(3) Municipalities	5860	"	"	5860	" " " 4 " " 901
(4) Private individuals	"	"	"	"	1637
(h) Miscellaneous—					Jaripe " " 4 " 26-7-94 200
(1) Miscellaneous endowed institutions ...	"	"	"	"	Kumbakonam " " 9 " 29-6-94 1073
(2) Rewards for killing dogs	110	(x) 5	"	115	Negapatam " " 5 " 31-8-94 1000
(3) Miscellaneous	"	"	"	"	Mannargudi " " 10 " 12-9-94 736
(4) Lighting charges	5690	(y) 144	"	5834	20052
Total, Grant III ...	272980	3490	559	275911	(y) District Board's " " 7 " 31-5-94 580
					(z) " " " 6 " 28-4-94 127
					(i) Pattukkottai " " 7 " 27-8-94 75
					" " " " " 197
					272

IX. B. *List showing the Budget grants with subsequent additions, alterations and deductions of Local Funds of the District of Tanjore for the official year* 1894-95.

Heads of Expenditure.	Budget grant.	Subsequent additions.	Subsequent deductions.	Total grant up to date of the submission of the Budget.	Reference and remarks regarding Entries in Columns 3 and 4.
Grant IV., Miscellaneous—					
(a) Controlling establishments at the Presidency...	4710	"	"	4,710	
(b) Establishment in the Collector's office ...	3320	"	"	3320	
(c) Establishment in the District Board's office ...	2070	"	"	2070	
(1) Do do Taluk Board's offices ...	2450	"	"	2450	
(2) Do do Punchayet offices	3010	(18) 5	"	3015	
(d) Contingencies—					
(1) Stationery	710	(1) 41	"	751	
(2) Postal charges	1610	"	"	1610	
(3) Printing charges	2090	(2) 250	"	2340	
(4) Travelling allowance to non-official members	1250	"	"	1250	
(5) Travelling allowance to office establishment	440	"	(15) 3	437	
(6) Miscellaneous	190	(3) 2	(16) 38	1874	
(7) Periodicals...	220	"	"	220	
(8) Law charges	400	"	"	400	
(e) Pensions	100	"	"	100	
Contributions for Services lent	"	"	"	"	
(f) Refunds	"	(4) 1304	"	1304	
(g) Loans—					
(1) Principal	"	"	"	"	
(2) Interest	"	"	"	"	
(h) Miscellaneous	"	"	"	"	
(i) Bonus contributions towards Provident Funds..	2100	"	"	2100	
Total, Grant IV ...	26390	1602	41	27951	
Reserve ...	20810	1269	19664 / 19699	2380	
Allotment to Taluk Funds					
Provident Fund	2000	"	"	2000	
Lt Engineer's miscellaneous advance	10000	"	(17) 10000	"	
Total Expenditure ...	1108760	89877	53004	1145633	

(j)	Kumbakonam Taluk Board's Resolution No 6 dated 30-7-94			40
(k)	"	"	" 8 " 30-7-94	11
(l)	"	"	" 13 " 27-7-94	38
(m)	Tanjore	"	" 6 " 29-6-94	3
	"	"	" 21 " 25-10-94	8
				11
(n)	District Board's	"	" 6 " 28-7-94	35
(o)	Tanjore Taluk	"	" 5 " 27-7-94	84
	Negapatam	"	" 24 " 30-10-94	11
	Kumbakonam	"	" 8 " 28-5-94	9
	"	"	" 16 " 30-7-94	85
				189
(p)	Tanjore	"	" 4 " 27-6-94	4
	"	"	" 1 " 25-8-94	78
	"	"	" 16 " 29-6-94	155
	"	"	" 22 " 27-7-94	50
				287
	Negapatam	"	" 9 " 27-6-94	36
	"	"	" 11 " 27-6-94	12
	"	"	" 1 " 25-5-94	750
	"	"	" 3 " 30-5-94	150
	"	"	" 19 " 29-6-94	145
				1093
	Mannargudi	"	" 4 " 28-5-94	140
	Tanjore	"	" 10 " 31-8-94	21
	"	"	" 12 " 25-10-94	12
				33
	Kumbakonam	"	" 16 " 25-8-94	10
	Negapatam	"	" 23 " 30-10-94	35
	Mannargudi	"	" 10 " 12-9-94	616
				2214

(g) Tanjore Taluk Board's Resolution

		№ 12 dated	25-10-94	40
Negapatam	"	" 16 "	31-8-94	85
				125
(a) Tanjore	"	" 11 "	25-5-94	8
(b) Negapatam	"	" 13 "	31-8-94	350
"	"	" 23 "	30-10-94	19
				369
(c) Negapatam	"	" 17 "	25-5-94	84
Tanjore	"	" 11 "	25-5-94	80
"	"	" 5 "	29-6-94	20
				184
(d) District Board's	"	" 32 "	28-4-94	48
"	"	" 33 "	28-4-94	91
				139
(e) Negapatam	"	" 9 "	28-9-94	10
"	"	" 20 "	31-8-94	5
"	"	" 22 "	30-10-94	13
				28
(f)	"	" "	1 " 27-4-94	50
(x)	"	"	19 " 29-6-94	5
(g) Tanjore	"	"	11 " 31-8-94	45
"	"	"	12 " 25-10-94	99
				144
(z)	"	"	12 " 27-4-94	5
(1) District Board	"	"	1 " 28-7-94	25
Tanjore	"	"	19 " 27-7-94	3
"	"	"	7 " 31-8-94	2
Pattukkottai	"	"	14 " 27-6-94	11
				41
(2) District Boards	"	"	19 " 27-4-94	250
(3) Tanjore	"	"	14 " 29-6-94	2

(4) District Board's Resolution

		№ 12 d/	28-4-94	45
Kumbakonam	"	8 "	23-4-94	185
"	"	10 "	29-6-94	24
"	"	5 "	20-10-94	200
Negapatam	"	14 "	31-8-94	850
				1304

Thurston
for President

Enclosure

In a letter

From

The President
District Board
Tanjore

To

The Chief Secretary to
Government
L & M. Deptt.
Madras.

Dated 19th December 1894

Current no 1136 of 94

Enclosure no 16.

DESPATCHED
29 ~~NOV~~ 94
Decr

Statement No IX.B. showing the Budget grants with subsequent additions, alterations and deductions for the Official year 1894-95

37/39117 794

I.—*Abstract statement of Estimated Receipts and Charges of Local Funds in the District of Tanjore for the official year 1895—96.*

B.—Expenditure.

Items.	District Fund.			Taluk Funds.													Consolidated estimate of			
	Railway Guarantee Fund.	Endowment Fund.	General Fund.	Tanjore.		Kumbakonam		Negapatam.		Mannargudy.		Pattukkottai.		Total Taluks.			Railway Guarantee Fund.	Endowment Fund.	General Fund.	Grand Total.
				Endowment Fund.	General Fund	Endowment Fund.	General Fund	Endowment Fund.	General Fund	Endowment Fund.	General Fund	Endowment Fund.	General Fund	Endowment Fund.	General Fund	Total.				
Village site	"	"	"	"	410	"	700	"	200	"	850	"	"	"	2160	2160	"	"	2160	2160
Scavenging Establishment	"	"	"	"	6580	"	8760	"	6820	"	3600	"	1420	"	27180	27180	"	"	27180	27180
Fairs and Festivals	"	"	"	"	100	"	200	"	750	"	50	"	80	"	1180	1180	"	"	1180	1180
Other Sanitary outlay	"	"	"	"	320	"	"	"	"	"	90	"	30	"	440	440	"	"	440	44
Choultries	"	12698	"	1640	"	760	60	1210	"	540	"	350	"	18900	60	18960	"	14588	60	14594
Public Bangalows	"	"	"	"	200	"	250	"	90	"	"	"	100	"	640	640	"	"	640	6
Contribution to Municipality	"	"	"	"	"	"	2600	"	1450	"	1810	"	"	"	5860	5860	"	"	5860	586
Sanitary Inspection	"	"	2870	"	"	"	"	"	"	"	"	"	"	"	"	"	"	"	2870	287
Cutler's Establishment	"	"	60	"	"	"	"	"	"	"	"	"	"	"	"	"	"	"	60	
Medicines and Surgical Instruments ...	"	"	"	"	"	"	"	"	"	"	"	"	"	"	"	"	"	"	"	
Rewards for killing dogs	"	"	"	"	20	"	50	"	20	"	10	"	"	"	100	100	"	"	100	1
Lighting Charges	"	"	"	"	680	"	1650	"	2070	"	970	"	330	"	5700	5700	"	"	5700	57
Total Grant III. ...	"	15049	17510	2160	10320	1700	25680	1210	16520	760	14390	350	7610	25280	74520	99800	"	175770	92030	267 8
Grant IV. Miscellaneous																				
Controlling Establishment at the Pre[illegible]	"	"	6770	"	"	"	"	"	"	"	"	"	"	"	"	"	"	"	6770	677
Collector's Establishment	"	"	3320	"	"	"	"	"	"	"	"	"	"	"	"	"	"	"	3320	332
District Board's Establishment	"	"	2190	"	"	"	"	"	"	"	"	"	"	"	"	"	"	"	2190	219
Do	"	"	"	"	100	"	580	"	580	"	400	"	500		2160	2160			2160	

I.—*Abstract statement of Estimated Receipts and Charges of Local Funds in the District of Tanjore for the official year 1895—96.*

B.—Expenditure.

Items.	District Fund.			Taluk Funds.														Consolidated estimate of			
	Railway Guarantee Fund.	Endowment Fund.	General Fund.	Tanjore.		Kumbakonam		Negapatam.		Mannargudy.		Pattukkottai.		Total Taluks.			Railway Guarantee Fund.	Endowment Fund.	General Fund.	Grand Total.
				Endowment Fund.	General Fund	Endowment Fund.	General Fund	Endowment Fund.	General Fund	Endowment Fund.	General Fund	Endowment Fund.	General Fund	Endowment Fund.	General Fund	Total.				
Grant I. Public Works :—																				
New Works.																				
Communications { D. P. W.	...	"	"	"	"	"	"	"	"	"	"	"	"	"	"	"	"	"	"	"
Communications { L. F. D.	...	"	"	11580	"	650	"	5090	"	5760	"	3880	"	"	"	"	15380	15380	"	"	26880	26880
Civil Buildings	...	"	1170	"	"	100	"	500	"	"	"	1500	"	"	"	"	2100	2100	"	1170	2100	3270
Mis. Public Improvements ...	...	"	1850	3420	"	350	"	"	"	"	"	"	200	560	200	910	1110	"	1350	4330	5680
Repairs :—																				
Communications { D. P. W.	...	"	"	4450	"	1050	"	3780	"	1100	"	3060	"	"	"	8960	8960	"	"	13410	13410
Communications { L. F. D.	...	"	"	100810	"	7600	"	14800	"	12810	"	4750	"	2920	"	42880	42880	"	"	143690	143690
Civil Buildings	...	"	8610	500	2770	860	300	700	10	650	100	"	"	"	3180	2210	5390	"	11790	2710	14500
Mis. Public Improvements ...	...	"	38580	6000	"	400	"	4220	"	1000	"	"	200	300	200	5920	6120	"	38780	11920	50700
Avenues	...	"	"	"	"	"	"	"	"	"	"	"	"	"	"	"	"	"	"	"	"
Tank works	...	"	"	"	"	"	"	"	"	"	"	"	"	"	"	"	"	"	"	"	"
D. P. W. Supervision	...	"	"	290	"	"	"	"	"	"	"	"	"	"	"	"	"	"	"	290	290
Local Fund Engineering Establishment ...		"	3740	22900	360	1300	40	3220	"	2330	"	1110	"	520	400	8480	8880	"	4140	31380	35520
Tolls and Ferries	...	"	"	580	"	"	"	"	"	"	"	"	"	"	"	"	"	"	"	580	580
Tools and Plant { D. P. W.	...	"	"	"	"	10	"	40	"	10	"	"	"	"	"	60	60	"	"	60	60
Tools and Plant { L. F. D.																				

I.—*Abstract statement of Estimated Receipts and Charges of Local Funds in the District of Tanjore for the official year 1895—96.*

A.—Revenue and Receipts.

Items.	District Fund.			Taluk Funds.														Consolidated estimate of			
				Tanjore.		Kumbakonam		Negapatam.		Mannargudy.		Pattukkottai.		Total Taluks.							
	Railway Guarantee Fund.	Endowment Fund.	General Fund.	Endowment Fund.	General Fund	Endowment Fund.	General Fund	Endowment Fund.	General Fund	Endowment Fund.	General Fund	Endowment Fund.	General Fund	Endowment Fund.	General Fund	Total.	Railway Guarantee Fund.	Endowment Fund.	General Fund.	Grand Total.
Balance.	120510	30510	22910	17890	7770	4660	11190	-170	7280	5460	4920	1060	3300	28900	34660	63360	120510	59410	57370	237290
1. Rates & Taxes:—																				
Cess on land	103760	-	155620	-	24150	-	57300	-	36450	-	25910	-	11810	-	155620	155620	103760	-	311240	415000
Tolls (Under Act V of 1884	-	-	10390	-	-	-	-	-	-	-	-	-	-	-	-	-	-	10390	-	10390
(Contribution from Municipalities ...	-	-	10400	-	-	-	-	-	-	-	-	-	-	-	-	-	-	10400	-	10400
House Tax...	-	-	27580	-	-	-	-	-	-	-	-	-	-	-	-	-	-	-	27580	27580
2. Education:—																				
School fees	-	180	-	-	960	-	2100	-	7030	-	1010	-	1550	-	12650	12650	-	180	12650	12830
Other items	-	-	-	-	20	-	10	-	-	-	-	-	-	-	30	30	-	-	30	30
3. Medical:—																				
Contributions from Municipalities for:—																				
R. M. H.	-	1600	-	-	-	-	-	-	-	-	-	-	-	-	-	-	-	-	-	-
Medical School	-	1020	-	-	-	-	-	-	-	-	-	-	-	-	-	-	-	-	-	-
Dt. Surgeon's establishment ...	-	-	150	-	-	-	-	-	-	-	-	-	-	-	-	-	1500	-	-	1500
Reserve Hospital Assistants ...	-	-	150	-	-	-	-	-	-	-	-	-	-	-	-	-	1020	-	-	1020
Other items	-	600	130	-	20	-	30	-	-	-	-	-	-	-	-	-	-	-	150	150
4. Interest:—																				
On Government Securities	12540	8150	-	8030	-	860	-	20	-	200	-	40	-	9150	-	9150	12540	17300	-	29840
On arrears of revenue	-	-	60	-	-	-	10	-	-	-	-	-	50	-	60	60	-	-	120	120
5. Miscellaneous:—																				
Contributions	-	-	-	-	-	-	-	-	-	-	1000	70	80	70	1080	1150	-	70	1080	1150
Choultry receipts	-	165000	-	13660	-	570	-	40	-	1030	-	730	-	16030	-	16030	-	181030	-	181030
Bungalow fees	-	-	-	-	80	-	150	-	40	-	-	-	30	-	300	300	-	-	300	300
Fishery rents	-	-	-	-	3930	-	5530	-	3270	-	4000	-	300	-	16360	16360	-	-	16360	16360
Ferry rents	-	-	1850	-	470	-	2640	-	2550	-	400	-	-	-	6060	6060	-	-	7910	7910
Rents and produce of land	-	-	500	-	300	-	2500	-	3600	-	1000	-	50	-	7450	7450	-	-	7950	7950
Other items	-	-	4510	-	710	-	2960	-	1670	-	750	-	220	-	6310	6310	-	-	10820	10820
6. Public Works	-	-	570	-	10	-	1730	-	-	-	50	-	-	-	1790	1790	-	-	2360	2360
7. Contributions from Provincial for:— Building Grant																				
Education	-	-	-	-	-	-	100	-	50	-	1060	-	180	-	1390	1390	-	-	1390	1390
Choultries	-	1340	-	-	710	-	2170	-	3830	-	660	-	820	-	8190	8190	-	-	8190	8190
Hospitals and Dispensaries	-	10850	-	580	-	440	-	1220	-	-	-	-	-	2250	-	2250	-	13400	8190	21590
Earnings from M. M. Railway	36500	2640	-	-	-	-	-	-	-	-	-	-	-	-	-	-	-	13100	-	13100
8. Allotment from District Fund for Provident Fund	-	-	1350	-	-	-	-	-	3340	-	1000	-	2500	-	6840	6840	36500	2640	-	39140
	-	710	3740	-	-	-	-	-	-	-	-	-	-	-	-	-	-	-	-	-
Total receipts ...	152800	191090	206610	22270	33590	1870	82130	1290	65280	1230	39940	840	19080	27500	240020	267520	152800	219490	438440	810730
Grand Total ...	273310	222500	229520	40160	41360	6530	93320	1120	72560	6690	44860	1900	22380	56400	274480	330880	273310	278900	495810	1048020

Tools and Plant { L. F. D.	...	"	610	1590	20	60	"	140	"	570	"	30	"	20	20	770	790	"	630	2360		219
Contingencies...	...	"	150	1880	80	290	10	720	"	100	"	250	"	120	90	1480	1570	"	240	3360		360
Miscellaneous	...	"	"	"	"	"	"	"	"	"	"	"	"	"	"	"	"	"	"	"				7
Contribution	...	100000	"	"	"	"	"	"	"	1100	"	"	"	"	"	1100	1100	100000	"	1100	101100			06
Total Grant I	...	100000	57010	153920	3230	12670	350	33180	10	25380	100	14580	400	4440	4090	90250	94340	100000	58100	244170	402			130
Grant II. Education :—																								
Inspection	...	"	"	6000	"	"	"	"	"	"	"	"	"	"	"	"	"	"	"	6000		64		
Sessional schools	...	"	"	870	"	"	"	"	"	"	"	"	"	"	"	"	"	"	"	870				
Purchase of books &c.	...	"	"	"	"	"	"	"	"	"	"	"	"	"	"	"	"	"	"	"				30
Secondary schools	...	"	3100	"	2280	"	"	"	"	8920	"	960	"	2120	2280	12000	14280	"	5380	12000	17	91		
Elementary schools	...	"	870	"	"	5460	"	10720	"	7090	"	4810	"	3630	"	31710	31710	"	870	31710	32			
Grants-in-aid	...	"	"	"	"	3300	"	5120	"	3000	"	2000	"	1500	"	14920	14920	"	"	14920	14	4		
Miscellaneous	...	"	"	"	"	160	"	250	"	200	"	"	"	140	"	750	750	"	"	750				
Total Grant. II.	...	"	3970	6870	2280	8920	"	16090	"	19210	"	7770	"	7390	2280	59380	61660	"	6250	66250	7			
Grant III. Medical &c:—																								
Hospitals and Dispensaries ...	...	"	17820	2690	5220	1370	940	9890	"	4660	220	5380	"	5140	6380	26440	32820	"	24200	29130	53			
Medical school	...	"	5690	"	"	"	"	"	"	"	"	"	"	"	"	"	"	"	"	5690	"			
Reserve Hospital Assistant ...	...	"	"	900	"	"	"	"	"	"	"	"	"	"	"	"	"	"	"	"	900				
Zilla Surgeon's establishment including Travelling allowance {	...	"	"	1380	"	"	"	"	"	"	"	"	"	"	"	"	"	"	"	"	1380				
Cholera charges	...	"	"	"	"	150	"	200	"	200	"	50	"	30	"	630	630	"	"	630				
Vaccination	...	"	"	9610	"	"	"	"	"	"	"	"	"	"	"	"	"	"	"	9610				
Sanitation	...																							
Water-supply	...	"	"	"	"	490	"	1320	"	260	"	1580	"	480	"	4130	4130	"	"	4130				

| | | |

Enclosure

In a letter

From

The Presidant
District Board
Tanjore

To

The Chief Secretary to
Government
L. & M. Deptt.
Madras.

Dated 19th December 1894

Current No 1136 of 94.

Enclosure No 2.

DESPATCHED
29 DEC 94
Dist

Statement showing the
Budget abstract of
minor funds in the Dis-
trict of Tanjore for the
Official year 1895-96.

23
39 II

Abstract Statement of Estimated Receipts and
Charges of Local Funds for the official year 189 -9 .

TANJORE DISTRICT

LOCAL FUND BUDGET.

Abstract of Receipts and charges under Local Funds in the District of Tanjore for the year 1895-96. Vide G.O. No 2662 dated 20-3-91.

Items	Actuals 1893-94	Budget Estimate 1894-95	Revised Estimate 1894-95	Budget Estimate 1895-96.
	Rs	Rs	Rs	Rs
Revenue heads				
I Land Revenue	24,865	23,330	23,900	24,310
VI Provincial Rates	3,74,192	4,10,330	4,50,090	4,30,840
X Interest	46,855	37,520	41,640	29,960
XIX Education	12,283	13,730	14,380	12,860
XX Medical	3,914	3,560	3,700	3,600
XXII Receipts in aid of Superannuation Retired and Compassionate allowances	"	"	"	"
XXV Miscellaneous	4,95,053	3,81,060	3,82,850	1,97,750
XXXII Civil works	73,193	51,890	49,880	48,030
Public Works Department adjusting heads	3½	"	30	220
	21,642	63,830	61,950	63,160
Total Receipts	10,52,309	9,85,250	10,28,420	8,10,730
Charge Heads				
1 Refunds and Drawbacks	674	"	1,520	"
14 Interest on other obligations	"	"	"	"
18 General administration	19,585	21,580	21,530	22,230
22 Education	63,641	74,570	71,820	72,500
24 Medical Vaccination Sanitation &c	2,49,361	2,72,980	2,54,980	2,67,800
29 Superannuation allowances and pensions	721	100	200	100
32 Miscellaneous including Reserve	24,974	32,810	6,380	37,630
45 Civil works	7,23,956	6,87,550	6,15,360	3,88,860
Public Works Department Adjusting heads	12,412	14,460	12,890	13,410
	6,150	4,710	4,890	6,770
Total Charges	11,01,744	11,08,760	9,89,570	8,09,300

Tanjore District Board's Office
Vallam 19th December 1894

H. Crumpton
For President.

Enclosure

In a letter

From

The Presidant
District Board
Tanjore

To

The Chief Secretary to
Government
L. Dn. Depth
Madras

Dated 19th December 1894.

Current No 1136 of 94

Enclosure No I.

DESPATCHED
29 NOV. 94
DEC

Budget abstract of
Receipts and Charges
under Local Funds for
the Official year 1895-96

22/11/94
39

Special Cl. No. 18.

Statement showing the progression of the General Local Fund Receipts of the Local Board
exhibited in respect of Tanjore in the year 1895-96.

Vide G.O. No. 1744
11.9.1894

Expenditure from General Local Funds.

Boards.	1	Estimated Local Fund Receipts—i.e. Receipts during current year, Government Contributions, Interest and Receipts on account of Loans and Transactions	2	Boards	3	Establishment of col. 3 & 4	4	Education	5	Establishment of col. 5	6	Medical Relief	7	Establishment of col. 7	8	Remarks.	13
District Board		2,01,520		1,16,760		5·8		68,840		3·4		1,960		8·8			
Taluk Boards.																	
Tanjore		32,880		9,300		28·2		8,920		27·1		1,370		4·1			
Kumbakonam		79,860		23,640		29·6		16,090		20·1		9,890		12·3			
Negapatam		58,060		19,670		33·8		19,210		33·08		4,660		8·02			
Mannargudi		37,220		11,690		31·4		7,770		20·8		5,380		14·4			
Pattukottai		15,580		2,920		18·7		7,390		47·4		5,140		32·9			
Total Taluk Boards		2,23,600		67,220		30·06		59,380		26·5		26,440		11·8			
Grand Total		4,25,120		1,83,980		43·2		66,250		15·5		33,200		8·02			

Remarks.

* Includes Rs 1070 the amount of contributions from Inam Estate Funds & Municipality Tanjore.

Srinivasa Iyer
for Secretary

List of Proposition Statements submitted to Government with Tanjore District Board Budget for 1895-96.

Serial number	Name of Local Boards to which the proposition statement refers.	Particulars of the Proposition statements	Para of the Report	Remarks.
1.	District Board	Girls' school Nidamangalam	26	The submission of proposition statements by the Presidents of Taluk Boards for the periodical increases to Hospital assistants & Compounders and for the revision of establishments in Unions was unnecessary.
		Chattram Middle School Rajamadam	24	
		3 Sessional Schools	22	
		Rajah Mirasidar Hospital, Tanjore	28	
		Prince of Wales ~~Middle~~ Medical School Tanjore	30	
		District Board's Office Tanjore	32	
2.		Chattrams under the District Board	31	
3.		Toll Establishment	20	
4.		Training of a female apothecary	28	
5.	Tanjore Taluk Board	Kalliyanamahal Chattram	31.a.	
6.		Tiruvadi Sanscrit High School & Elementary schools.	23 & 26	
7.		Salary Result schools at Vallam and Ghandharvakotta	26	
8.		Tirukkattupalli & Aiyampettai Dispensaries	29	
9.	Kumbakonam Tq Board	Revision of Establishments under the Kumbakonam Taluk Board, viz. Survey Establishment, Elementary schools, Hospitals and Dispensaries, Scavengering Establishments & Union Panchayat Establishments	19, 26, 28, ~~26~~ 29 & 34	

Enclosure

In a Letter

From

The President
District Board
To Tanjore

The Chief Secretary to
Government
L.M. Deptt.
Madras.

Dated 19th December 1894

Current No 1136 of 1894

Enclosure No 18

DESPATCHED
29 NOV 94
Dec

Statement showing the proportion of the General Local Fund Receipts of each Local Fund Board estimated to be spent on the General Branches of the Administration in the Tanjore Dt for 1895-96

10.	Negapatam Taluk Board	Nannilam Hospital, Travellers' Bangalow, Srivanjiam mutt	28 & 31.a	
11.		Board High School Tiruvalur	23	
12.		Elementary Schools Negapatam & Nannilam	26.	
#13.		Do Do at Muttam, Kodavasal, Karunganni, Nannilam, Sarabojirajapuram and Kadalangudi & Survey Establishment	26 & 19	
14.	Kumbakonam Taluk Board	Kuttanallur Dispensary	28	
15.		Taluk Board & Union Offices	33 & 34	
		Elementary Schools & Middle School, Tiruttaraipundi	26 & 24	
16.	Pattukkottai Taluk Board	Taluk Board office.	33	
17.		Pattukkottai Hospital	28 & 29	
18.		Pattukkottai Middle School	24	
19.		Elementary Schools & Arantangi Secondary School	26.	
20.		Arantangi Dispensary	29.	

Proposition Statements have been called for and will be submitted on receipt.

Tanjore District Board Office
Valluvar 19. 12. 94.

DESPATCHED
25 DEC. 94

For President
25/12/94

Enclosure
In a letter
From

The President
District Board
Tanjore

To

The Chief Secretary
to Government
Legislative Department
Madras

Dated 19th December 94

CHIEF SECRETARY
GOVERNMENT OF MADRAS
26 DEC 1894

Received No 1186/D13 of 94.

Enclosure No 21

List of proposi-
tion statements

| | | |

No 2878L - 1869L	594L	11-12-89 - 29-8-89 - 18-3-93	Chattram Girl School Nidamangalam	1	Head Mistress	25	25	1	Head Mistress	20	20	"	5	"	"	"	"	Vide para 26 of the report
				1	2nd do	16	16	1	2nd do	15	15	"	1	"	"	"	"	
				1	3rd do	12	12	1	3rd do	10	10	"	2	"	"	"	"	
				1	4th do	4	4	1	4th do	7	7	3	"	"	"	"	"	
				1	Peon or Conductress	5	5	1	Peon or Conductress	2	2	"	3	"	"	"	"	
				5		62	62	5		54	54	3	11	"	"	"	"	
								1	Headmaster	20	20	20	"	"	"	"	"	
736L - 594L - 589L		30-3-89 - 18-3-93 - 28-3-94	Chattram Middle School Rajamadam	1	Headmaster	15	15	1	2nd do	15	15	"	"	"	"	"	"	Vide para 24 of the report
				1	2nd do	12	12	1	3rd do	12	12	"	"	"	"	"	"	
				1	3rd do	10	10	1	4th do	10	10	"	"	"	"	"	"	
				1	4th do	8	8	1	5th do	8	8	"	"	"	"	"	"	
				1	5th do	5	5	1	6th do	5	5	"	"	"	"	"	"	
				1	Gymnastic Instructor	7	7	1	Gymnastic Instructor	10-8-"	10-8-"	3-8-"	"	"	"	"	"	
				1	Peon	4	4	1	Peon	4	4	"	"	"	"	"	"	
				7		61	61	8	"	84-8-"	84-8-"	23-8-"	"	"	"	"	"	

5894

2274 — 10222 — 1719/Vaio · 750/Vaio — 5-10-89 — 11-5-53 — 13-7-91 — 1-4-91 — 28-3-74

Lajpat Rai Ayurvedic Hospital, Jagadhri

1	Civil Apothecary	50	50	2	Civil Apothecaries	100	100	50	✓	"	"	"	"	"			
—	—	—	—	1	Matron	50	50	50	✓	"	"	"	"	"			
—	—	—	—	1	Hatmenurse	— 15	15	15		"	"	"	"	"			
1	Clerk	12	12	1	Clerk	12	12			"	"	"	"	"			
1	Purveyor	10	10	1	Purveyor	10	10			"	"	"	"	"			
2	Compounders	30	30	2	Compounders	30	30			"	"	"	"	"			
3	Probationary compounders	15	15	3	Probationary compounders	15	15			"	"	"	"	"			
1	Midwife	15	15	1	Midwife	15	15			"	"	"	"	"			
1	Nurse	7	7	2	Female ward attenders	14	14	7	✓	"	"	"	"	"			
3	Peons @ Rs 7 each	21	21	3	Peons @ Rs 7 each	21	21			"	"	"	"	"			
1	Cook	8	8	1	Cook	8	8			"	"	"	"	"			
1	Assistant Cook	5	5	1	Assistant Cook	5	5			"	"	"	"	"			
1	Waterman	6	6	1	Waterman	6	6			"	"	"	"	"			
1	Ward Attendent	6	6	1	Waterwoman	6	6	6	✓								
—	—	—	—	1	Ward attendent	6	6			"	"	"	"	"			
—	—	—	—	1	do	— 7	7	7		"	"	"	"	"			
1	Mashalgi	5	5	1	Mashalgi	5	5			"	"	"	"	"			
2	Gardeners @ Rs 5 each	10	10	2	Gardeners @ Rs 5 each	10	10			"	"	"	"	"			

Vide para 28 of the report.

3 Sentinel pehrahs

—	—	—	—	1	Teacher	—	—	—		—	—	—	—	—			
—	—	—	—	1	—— do ——	—	—	—		—	—	—	—	—			
—	—	—	—	1	—— do ——	—	—	—		—	—	—	—	—			
				3													

Statement of proposition for revision of Establishment

Orders sanctioning present establishment.		Office to which the proposition refers.	NATURE OF CHARGE.								
			Present scale.				Proposed				
No.	Date.		No.	Designation.	Pay.		No.	Designation.			
					Min.	Max.					

1	Dhoby	8	8	1	Dhoby	8	8	"	"	"	"	"	"	
2	Male Mottis on Rs 6 each	12	12	2	Male Mottis on Rs 6 each	12	12	"	"	"	"	"	"	
2	Female Mottis on Rs 5 each	10	10	2	Female Mottis on Rs 5 each	10	10	"	"	"	"	"	"	
25		230	230	31		365	365	135	"	"	"	"	"	
1	Superintendent	100	100	1	Superintendent	100	100	"	"	"	"	"	"	
1	First assistant	75	75	1	First assistant	75	75	"	"	"	"	"	"	
1	2nd assistant	50	50	1	2nd assistant	50	50	"	"	"	"	"	"	
1	3rd assistant	55	55	1	3rd — do —	55	55	"	"	"	"	"	"	
				1	Demonstrator	25	25	25	"	"	"	"	"	
1	Peon	7	7	1	Peon	7	7	"	"	"	"	"	"	
1	Sweeper	4	4	1	Sweeper	6	6	2	"	"	"	"	"	
6		291	291	7		318	318	27	"	"	"	"	"	

589 L

28-3-94

1730 L

5.8.89

Sd R. H. The Prince of Wales Medical School Tanjore

Vide Para 30 of the Report

1	Dhoby	8	8	1	Dhoby	8	8	"	"	"	"	"	"	
2	Male Mottis on Rs 6 each	12	12	2	Male Mottis on Rs 6 each	12	12	"	"	"	"	"	"	
2	Female Mottis on Rs 5 each	10	10	2	Female Mottis on Rs 5 each	10	10	"	"	"	"	"	"	
25	-	230	230	31		365	365	135	"	"	"	"	"	
1	Superintendent	100	100	1	Superintendent	100	100	"	"	"	"	"	"	
1	First assistant	75	75	1	First assistant	75	75	"	"	"	"	"	"	
1	2nd assistant	50	50	1	2nd assistant	50	50	"	"	"	"	"	"	
1	3rd assistant	55	55	1	3rd — do —	55	55	"	"	"	"	"	"	
.	.	.	.	1	Demonstrator	25	25	25	"	"	"	"	"	
1	Peon	7	7	1	Peon	7	7	"	"	"	"	"	"	
1	Sweeper	4	4	1	Sweeper	6	6	2	"	"	"	"	"	
6	-	291	291	7	-	318	318	27	"	"	"	"	"	

1730 L

5.8.89

5 89 L

28-3-94

The Prince of Wales Medical School Tanjore

Vide para 30 of the Report

422L .. 1277Ln - 749L

26·2·90 - 30·5·92 - 25·3·92

District Board's Office Tanjore

1	Head clerk	70	70	1	Head clerk	80	80 ×	10	–	–	–	–	–		
1	Head Accountant	40	40	1	Head Account	40	40	–	–	–	–	–	–		
1	2nd clerk	25	25 ⊗	1	2nd clerk	25	25 ⊗	–	–	–	–	–	–		
1	3rd clerk	15	15	1	3rd clerk	15	15	–	–	–	–	–	–		
1	Attender or Mochi	10	10	1	Attender or Mochi	10	10	–	–	–	–	–	–		
1	Peon	6	6	1	Peon	6	6	–	–	–	–	–	–		
1	Sweeper	1	1	1	Sweeper	1	1	–	–	–	–	–	–		
7		167	167	7	–	177	177	10	–	–	–	–	–		

Vide para 32 of the report

× Includes 1/10th pensionary contribution

⊗ Excludes a personal allowance of Rs 5.

Certified that the entries in Column of "Present Scale" have been Compared with registers of this office and are Correct.

M Ravi Vanna
Try. Deputy Collector

RW
19-12-94

Shumpson
For President

Ph

MS
18.12.94

his office and are correct with the exception of the items altered in red ink."

President

Tanjore Ist Pl Budget 1895-96

TREASURY DEPUTY COLLECTOR'S OFFICE
19 DEC
TANJORE.

No I.

Distt Board

X

1/3911 2/94

G.6 No
1336 L 2.6.90
Miscella-
-neous

Deputy Collector's office Tanjore Dn.	1	Hd clerk	20	20	1	Hd clerk	25	25	5	"	"	"	"	"	The work of this clerk is very heavy and responsible. He has to deal with important Matters and draft elaborate reports. Deserves an increase.
	1	2d clerk	10	10	1	2d clerk	15	15	5	"	"	"	"	"	No competent hand is available for Rs 10. Hence the increase of Rs 5. to the 2d clerk in the Deputy Collector's office.
	1	3d clerk	10	10	1	3d clerk	10	10	"	"	"	"	"	"	"
	1	Attender	8	8	1	Attendr	8	8	"	"	"	"	"	"	"
	"	"	"	"	1	Peon	6	6	6	"	"	"	"	"	Want of a Peon sadly felt for carrying chattram tappals &c which are invariably of an urgent nature.
Total	4	"	48	48	5	"	64	64	16	"	"	"	"	"	
Superintendent's the Range Tanjore	1	Superintendent	(a) 100	(a) 100	"	"	"	"	"	(a) 100	"	"	"	"	(a) Includes a personal allowance of Rs 50.
	1	clerk	15	15	"	"	"	"	"	15	"	"	"	"	Posts abolished by the amalgamation of the office with that of the chattram Tahsildars, it being necessary to place the supervision of both the Land Revenue and charity work under one officer.
	1					"	"	"	"	7	"	"	"	"	
						"	"	"	"	10	"	"	"	"	
						"	"	"	"	132	"	"	"	"	

Do & 1844
L. Mis

Statement of proposition for revision

NATURE OF	Present scale.	Office to which the proposition refers.	Orders sanctioning present establishment.	No.	Date.	No.	Designation.	Pay.

1336 L. mis 2.6.90 & 1844 L. mis 31.7.91	Chattram Tahsildar's office North Range Tanjore	1	Tahsildar	60	60	1	Tahsildar	70	70	10	"	"	"	"	"	As it has been proposed to entrust the Tahsildars with the Supervision of the charity work also, his pay and that of his establishment has been increased and strengthened for the proper management thereof. (b) This post was sanctioned in G. O. No 589 L / 28.3.94 temporarily for one year. It is proposed to abolish this.
		"	"	"	"	1	Hd clerk	30	30	30	"	"	"	"	"	
		"	"	"	"	1	clerk	20	20	20	"	"	"	"	"	
		1	clerk	20	20		"	"	"	"	20 (b)	"	"	"	"	
		1	clerk	15	15	1	clerk	15	15	"	"	"	"	"	"	
		1	clerk	10	10	1	clerk	15	15	5	"	"	"	"	"	
		1	Dufterbund	7	7	1	Dufterbund	7	7	"	"	"	"	"	"	
		1	Peon	6	6	1	Peon	6	6	"	"	"	"	"	"	
		3	Peons	15	15	3	Peons	15	15	"	"	"	"	"	"	
	Total	9	"	133	133	10	"	178	178	65	20	"	"	"	"	
G. O. 2289 mis 25.9.84	Tahsildar's office Tanjore Tq. Do Kumbakonam Do Mannargudi	1	Shroff	7	7	"	"	"	"	"	"	"	"	For 1 year	7	The post of chattram shroffs in the three Revenue Taluqs has been abolished as the Taluq shroffs can attend to the work of shroffing chattram coins without any difficulty. The work hitherto turned out by the shroffs will be done in the chattram Tahsildar's office.
		1	Do	7	7	"	"	"	"	"	"	"	"		7	
		1	Do	7	7	"	"	"	"	"	"	"	"		7	
	Total	3	"	21	21	"	"	"	"	"	"	"	"	"	21.	
1336 L. mis 2.6.90 & 1409 L. mis 12.6.91	Muktambalpuram chattram	1	Manager	20	20	1	Manager	17½	17½	"	2½ (a)	"	"	"	"	(a) The decrease is due to the retirement of the present manager who drew a personal allowance of Rs 2½.
		1	Accountant	14	14	1	Accountant	14	14	"	"	"	"	"	"	
		2	Do	14	14	2	Do	14	14	"	"	"	"	"	"	
		2	Store keepers	10	10	2	Store keepers	10	10	"	"	"	"	"	"	

Nuktambalpuram Chattram Continued.

1	Moniam	8	8	"	"	"	"	"	8	"	"	"	"	Post abolished as unnecessary.
3	Peons	10½	10½	3	Peons	10½	10½	"	"	"	"	"	"	
2	Brahmin Cooks	12	12	2	Brahmin Cooks	12	12	"	"	"	"	"	"	
2	Siva Cooks	8	8	2	Siva Cooks	8	8	"	"	"	"	"	"	
3	Brahmin Servants	10½	10½	3	Brahmin Servants	10½	10½	"	"	"	"	"	"	
2	Servants	4	4	2	Servants	4	4	"	"	"	"	"	"	
9	Sweepers	18	18	9	Sweepers	18	18	"	"	"	"	"	"	
1	Bandyman	3	3	"	"	"	"	"	3	"	"	"	"	Post abolished, bandies having been sold.
2	Watchmen	6	6	2	Watchmen	6	6	"	"	"	"	"	"	
3	Thotties	6	6	3	Thotties	6	6	"	"	"	"	"	"	
1	Inspector	20	20	1	Inspector	25	25	5	"	"	"	"	"	Increase of pay to the Revenue Inspector, the Range being extensive & for securing competent men for the post.
"	"	"	"	1	Peon	5	5	5	"	"	"	"	"	Entertainment of a Peon for efficient collection of Revenue.
7	Karnams	49	49	4	Karnams	28	28	"	"	"	"	"	"	
				3	Do	24	24	3	"	"	"	"	"	These Karnams are employed in big Vattams and have more scriptory work to attend to.
6	Pattamonia-fars	36	36	6	Pattamoniafars	36	36	"	"	"	"	"	"	
1	Gardenmaistry	5	5	"	"	"	"	"	5	"	"	"	"	Gardens leased out. Post abolished as the village officers can look after the trees.
7.	Vicharippugars	21	21	7	Vicharippu-fars	21	21	"	"	"	"	"	"	
1	Jungle maistry	5	5	1	Jungle-maistry	5	5	"	"	"	"	"	"	
6	Jungle watchmen	18	18	6	Jungle-watchmen	18	18	"	"	"	"	"	"	
1	Do	1½	1½	1	Do	1½	1½	"	"	"	"	"	"	
1	Kunnanjeri Gardener	3½	3½	"	"	"	"	"	3½	"	"	"	"	Do — Do — Do

	Maktumbal-peram-Contd.	1	Kunnanjeri Sweeper	2	2	1	Sweeper	2	2	"	"	"	"	"	"	
		"	"	"	"	1	Kavalgar to the market at Pattukkottai	4	4	4	"	"	"	"	"	To watch the buildings.
	Total	66	"	305	305	64	"	300	300	17	22	"	"	"	"	
1336 L. mis 2.6.90	Rajakamaraboyi chattram.	1	Amin	10	10	1	Amin	10	10	"	"	"	"	"	"	
1409 L. mis 12.6.91		1	Kottiagar	3½	3½	1	Kottiagar	3½	3½	"	"	"	"	"	"	
589 L. 28.3.94.		2	Brahmin Cooks	7	7	2	Brahmin Cooks	7	7	"	"	"	"	"	"	
		1	Kavalgar	3	3	1	Kavalgar	3	3	"	"	"	"	"	"	
		2	Sweepers	3	3	2	Sweepers	3	3	"	"	"	"	"	"	
		1	Gardener	3½	3½	"	"	"	"	"	3½	"	"	"	"	Gardens leased out Post abolished as the village officers can look after the trees.
	Total	8	"	30	30	7	"	26½	26½	"	3½	"	"	"	"	
1336 L. mis 2.6.90	Sydambalpuram chattram.	1	Watershed Servant	4	4	1	Watershed Servant	4	4	"	"	"	"	"	"	
		1	Watchman	3½	3½	1	Watchman	3½	3½	"	"	"	"	"	"	
		1	Sweeper	1½	1½	1	Sweeper	1½	1½	"	"	"	"	"	"	
		1	Karnam	7	7	1	Karnam	7	7	"	"	"	"	"	"	
		1	Pattamoniagar	6	6	1	Pattamoniagar	6	6	"	"	"	"	"	"	
		1	Vizarippugar	3	3	1	Vizarippugar	3	3	"	"	"	"	"	"	
		1	Gardener	3½	3½	"	"	"	"	"	3½	"	"	"	"	Do. - Do. - Do.
	Total	7	"	28½	28½	6	"	25	25	"	3½	"	"	"	"	

Rajasamudrapuram Chattiram Contd.	2	Brahmin Cooks.	9	9	2	Brahmin Cooks	9	9	"	"	"	"	"	"					
	1	Do Servant	3	3	1	Do Servant	3	3	"	"	"	"	"	"					
	1	Vessel cleaner	1	1	1	Vessel cleaner	1	1	"	"	"	"	"	"					
	3	Sweepers	6	6	3	Sweepers	6	6	"	"	"	"	"	"					
	1	Karnam	7	7	"	Karnam	7	7	"	"	"	"	"	"					
	1	Pattamonia-gar	6	6	1	Pattamoniagar	6	6	"	"	"	"	"	"					
	1	Vizarappugar	3	3	1	Vizarappugar	3	3	"	"	"	"	"	"					
	1	Gardner	3½	3½	"	"	"	"	"	"	"	3½	"	"	"	"			Gardners Cheerdar Post abolished
Total	18		80	80	16		70½	70½	"	9½	"	"	"	"					
	1	Manager	15	15	1	Manager	17½	17½	2½	"	"	"	"	"					Increase of Rs 2½ is proposed to the pay of the Manager as he is to look after the Collection work of the villages adjoining the Chattrams
589 L. 28.3.94																			
1336 L. Mis 2.6.90	1	Accountant	10	10	1	Accountant	10	10	"	"	"	"	"	"					
1409 L. 12.6.91.	2	Accountants	14	14	2	Do	14	14	"	"	"	"	"	"					
	1	Moniam	5	5	"	"	"	"	"	5	"	"	"	"					Post abolished.
	2	Kobbiagars	8	8	2	Kobbiagars	8	8	"	"	"	"	"	"					
	1	Peon	3½	3½	1	Peon	3½	3½	"	"	"	"	"	"					
	2	Brahmin Cooks-3	10	10	2	Brahmin Cooks	10	10	"	"	"	"	"	"					
	2	Siva Do	8	8	2	Siva Do	8	8	"	"	"	"	"	"					
	3	Kavalgars	9	9	3	Kavalgars	9	9	"	"	"	"	"	"					
	1	Bandyman	3	3	"	"	"	"	"	3	"	"	"	"					Bandies Sold. Post abolished
	1	Sweeper	3	3	1	Sweeper	3	3	"	"	"	"	"	"					
	1	Do	2	2	1	Do	2	2	"	"	"	"	"	"					
	2	Vesselcleaners	4	4	2	Vesselcleaners	4	4	"	"	"	"	"	"					
	1	Inspector	15	15	"	"	"	"	"	15	"	"	"	"					The Ranges of the Revenue Inspectorships have been redistributed & the Post of this Inspr abolished & the Manager having less work asked to look to the collection work in addition to that already done by him.
Yanamandalapuram Chattiram.																			

			Gramanibal Kacheri Establishment	2	Karnams	14	14	2	Karnams	14	14	"	"	"	"	"	"					
				2	Pattamonia-gars	12	12	2	Pattamonia-gars	12	12	"	"	"	"	"	"					
				2	Vizaripugars	6	6	2	Vizaripugars	6	6	"	"	"	"	"	"					
				1	Gardu maistry	5	5	"	"	"	"	5	"	"	"	"	"	Post abolished.				
			Total	28		146½	146½	24	"	121	121	2½	28	"	"	"	"					
			Tahsildar's Cutcherry Establishment	1	Tahsildar	60	60	1	Tahsildar	70	70	10	"	"	"	"	"					
1336 L dois	2.6.90			"	"	"	"	1	HS clerk	30	30	30	"	"	"	"	"					
1844 L mis-	31.7.91			"	"	"	"	1	clerk	20	20	20	"	"	"	"	"					
				1	clerk	15	15	1	clerk	15	15	"	"	"	"	"	"					
				1	clerk	10	10	1	clerk	15	15	5	"	"	"	"	"	Vide remarks against the Tahsildar's office Tanjore.				
				"	"	"	"	1	Duftaburd	7	7	7	"	"	"	"	"					
				1	Prow	6	6	1	Prow	6	6	"	"	"	"	"	"					
				3	Prows	15	15	3	Prows	15	15	"	"	"	"	"	"					
			Total	7	"	106	106	10	"	178	178	72	"	"	"	"	"					
Do		Do	Superintendent's office Pattukottai	1	Superintendent	50	50	"	"	"	"	"	50	"	"	"	"					
				1	clerk	15	15	"	"	"	"	"	15	"	"	"	"	Vide remarks against the Superintendent's office Tanjore.				
				2	clerks	14	14	"	"	"	"	"	14	"	"	"	"					
				2	Prows	10	10	"	"	"	"	"	10	"	"	"	"					
			Total.	6	"	89	89	"	"	"	"	"	89	"	"	"	"					
G.O 2289 mis	25.9.95		Pattukottai Taluq-office	1	Shroff	7	7	"	"	"	"	"	"	"	"	1 year	7.	Shroff abolished as unnecessary.				

G. C. 421 26.2.90.

Mohanambalpuram chattram.

	1	Manager	17½	17½	1	Manager	17½	17½	"	"	"	"	"	"	
	1	Accountant	10	10	1	Accountt.	10	10	"	"	"	"	"	"	
	2	Do	14	14	2	Do	14	14	"	"	"	"	"	"	
	1	A. B. clerk	7	7	"	"	"	"	"	7	"	"	"	"	Post abolished as unnecessary
	1	Maniam	6	6	"	"	"	"	"	6	"	"	"	"	Do — Do — Do
	1	Gardenmaistry	5	5	"	"	"	"	"	5	"	"	"	"	Do — Do — Do
	2	Storekeepers	8	8	2	Storekeepers	8	8	"	"	"	"	"	"	
	2	Peons	7	7	1	Peon	3½	3½	"	3½	"	"	"	"	1 Peon abolished as unnecessary.
	3	Kavalgars	9	9	3	Kavalgars	9	9	"	"	"	"	"	"	
	5	Cooks & Servants	32	32	5	Cooks & Servants	32	32	"	"	"	"	"	"	
	5	Sweepers	10	10	5	Sweepers	10	10	"	"	"	"	"	"	
	1	Servant	1	1	1	Servant	1	1	"	"	"	"	"	"	
	1	Bandyman	3½	3½	"	"	"	"	"	3½	"	"	"	"	Bandies sold. Post abolished.
	3	Jungle-watchman	12	12	3	Jungle Watchman	12	12	"	"	"	"	"	"	
	2	Watchmen	7	7	2	Watchmen	7	7	"	"	"	"	"	"	
	1	Sweeper	1	1	1	Sweeper	1	1	"	"	"	"	"	"	
	1	Tappalrunner	4	4	1	Tappal-runner	4	4	"	"	"	"	"	"	
	2	Revenue-Inspectors	30	30	1	Revenue Inspector	25	25	"	5	"	"	"	"	The ranges of the Revenue Inspectors have been redistributed; hence the decrease of Rs 5.
	"	"	"	"	1	Peon	5	5	5	"	"	"	"	"	Entertainment of a Peon is necessary for the proper Collection of Revenue.
	11	Karnams	77	77	11	Karnams	77	77	"	"	"	"	"	"	
	6	Pattamoniagars	30	30	6	Pattamoni-agars	30	30	"	"	"	"	"	"	
	5	Do	20	20	5	Do	20	20	"	"	"	"	"	"	
	11	Vizarippugars	33	33	11	Vizarippugars	33	33	"	"	"	"	"	"	
Total	68	"	344	344	63	"	319	319	5	30	"	"	"	"	

G.6
421. 26.2.90.
&
1819 mis 9.8.9.

Chabbram

Cumbalpuram

1	Manager	15	15	1	Manager	15	15	"	"	"	"	"	"	
1	Accountant	8	8	1	Accountt.	8	8	"	"	"	"	"	"	
1	Do	7	7	1	Do	7	7	"	"	"	"	"	"	
1	A.B. clerk	7	7	"	"	"	"	"	7	"	"	"	"	Post abolished as unnecessary
1	Moniam	5	5	"	"	"	"	"	5	"	"	"	"	Do
1	Gardenmaistry	5	5	"	"	"	"	"	5	"	"	"	"	Do
2	Store keepers	8	8	2	Store keepers	8	8	"	"	"	"	"	"	
5	Cooks & Servants	30	30	5	Cooks & Servants	30	30	"	"	"	"	"	"	
2	Peons	7	7	1	Peon	3½	3½	"	3½	"	"	"	"	1 Peon abolished as unnecessary
1	Bandymen	3½	3½	"	"	"	"	"	3½	"	"	"	"	Bandies sold. Post abolished
3	Watchmen	9	9	3	Watchmen	9	9	"	"	"	"	"	"	
5	Sweepers	10	10	5	Sweepers	10	10	"	"	"	"	"	"	
1	Cowherd	2	2	"	"	"	"	"	2	"	"	"	"	Cows sold. Post abolished.
1	Servant	1	1	1	Servant	1	1	"	"	"	"	"	"	
1	Tappalrunner	4	4	1	Tappalrunner	4	4	"	"	"	"	"	"	
1	Arantanghi market Kavalgar	4	4	1	Kavalgar	4	4	"	"	"	"	"	"	
1	Revenue Inspector	15	15	1	Revenue Inspector	20	20	5	"	"	"	"	"	Revenue Inspector's Ranges redistributed and their pay slightly increased as no competent men are available for Rs 15.
					w	5	5	5	"	"	"	"	"	Entertainment of a peon is necessary for the collection of the Revenue.
					ms	28	28	"	"	"	"	"	"	
					am	8	8	1	"	"	"	"	"	Has more scriptory work
					oni-gar	5	5	"	"	"	"	"	"	
3	Do	12	12	3	Do	12	12	"	"	"	"	"	"	
1	Do	6	6	1	Do	6	6	"	"	"	"	"	"	
5	Vizarippugars	15	15	5	Vizarippugars	15	15	"	"	"	"	"	"	



G. O 2085 L. Mis	19.9.93.	Sulakshanam balpuram	2	Jungle watch mew.	8	8	2	Jungle-watchmew	8	8	"	"	"	"	"	"	
			1	Watershed-maw at Arantanghi	4	4	1	Watershed maw at Arantanghi	4	4	"	"	"	"	"	"	
		Total	47	"	225½	225½	42	"	210½	210½	11	26	"	"	"	"	
G. O. 421. & 1819 Mis	26.2.90. 9.8.92.	Dropadambalpuram chabbram.	1	Manager	15	15	1	Manager	15	15	"	"	"	"	"	"	
			1	Accountant	8	8	1	Accountt.	8	8	"	"	"	"	"	"	
			1	Do	7	7	1	Do	7	7	"	"	"	"	"	"	
			1	A B clerk	7	7	"	"	"	"	"	7	"	"	"	"	Post abolished as unnecessary.
			1	Moniagar	5	5	"	"	"	"	"	5	"	"	"	"	Do
			1	Gardenmaistry	5	5	"	"	"	"	"	5	"	"	"	"	Do
			2	Store keepers	8	8	2	Store keepers	8	8	"	"	"	"	"	"	
			5	Cooks & Servants	30	30	5	Cooks & Servants	30	30	"	"	"	"	"	"	
			2	Peons	7	7	1	Peon	3½	3½	"	3½	"	"	"	"	One Peon abolished as unnecessary.
			3	Watchmew	9	9	3	Watchmew	9	9	"	"	"	"	"	"	
			4	Sweepers	8	8	4	Sweepers	8	8	"	"	"	"	"	"	
			1	Servant	1	1	1	Servant	1	1	"	"	"	"	"	"	
			1	Tappalrunner	4	4	1	Tappalrunner	4	4	"	"	"	"	"	"	
			2	Karnams	14	14	2	Karnams	14	14	"	"	"	"	"	"	
			1	Do in the Tanjore Tq.	7	7	1	Do in the Tanjore Taluq	8	8	1	"	"	"	"	"	He has more scriptory work.
			1	Pattamoniagar	6	6	1	Pattamoniagar	6	6	"	"	"	"	"	"	
			1	Do	5	5	1	Do	5	5	"	"	"	"	"	"	
			1	Do	4	4	1	Do	4	4	"	"	"	"	"	"	
			3	Vizarippugars	9	9	3	Vizarippugars	9	9	"	"	"	"	"	"	
		Total	33	"	159	159	29	"	139½	139½	1	20½	"	"	"	"	

1674

G. 6.
421. 26.2.90.
&
1819 mis 9.8.92.

Rajakumaramba Chattram.

1	Manager	15	15	1	Manager	15	15	"	"	"	"	"	"	
1	Accountant	8	8	1	Accountt	8	8	"	"	"	"	"	"	
1	Do	7	7	1	Do	7	7	"	"	"	"	"	"	
1	A B. clerk	7	7	"	"	"	"	"	7	"	"	"	"	Post abolished as unnecessary
1	Moniam	5	5	"	"	"	"	"	5	"	"	"	"	Do
1	Garden Maistry	5	5	"	"	"	"	"	5	"	"	"	"	Do
2	Store Keepers	8	8	2	Store Keepers	8	8	"	"	"	"	"	"	
2	Peons	7	7	1	Peon	3½	3½	"	3½	"	"	"	"	One peon abolished as unnecessary.
3	Watchmen	9	9	3	Watchmen	9	9	"	"	"	"	"	"	
5	Cooks & Servants	30	30	5	Cooks & Servants	30	30	"	"	"	"	"	"	
1	Servant	1	1	1	Servant	1	1	"	"	"	"	"	"	
1	Bandyman	3½	3½	"	"	"	"	"	3½	"	"	"	"	Bandies sold Post abolished.
4	Sweepers	8	8	4	Sweepers	8	8	"	"	"	"	"	"	
1	Sweeper	3	3	1	Sweeper	3	3	"	"	"	"	"	"	
1	Tuppal runner	4	4	1	Tuppal-runner	4	4	"	"	"	"	"	"	
1	Revenue Inspector	15	15	"	"	"	"	"	15	"	"	"	"	The ranges of the Revenue Inspectors have been redistributed and the post of this Inspector abolished.
5	Karnams	35	35	5	Karnams	35	35	"	"	"	"	"	"	
1	Pattamoniagar	5	5	1	Pattamoniagar	5	5	"	"	"	"	"	"	
4	Do	16	16	4	Do	16	16	"	"	"	"	"	"	
5	Vicharippugars	15	15	5	Vichari-ppugars	15	15	"	"	"	"	"	"	
Total 42	"	206½	206½	36	"	167½	167½	"	39	"	"	"	"	

G.6 -
2061 18.8.90

Establishment Kamaswaram.

	1	Peishear	10	10	1	Peishear	10	10	"	"	"	"	"	"	
	1	Gumastah	8	8	1	Gumastah	8	8	"	"	"	"	"	"	
	1	Cook	6	6	1	Cook	6	6	"	"	"	"	"	"	
	1	Store keeper	4	4	1	Store keeper	4	4	"	"	"	"	"	"	
	2	Kavalgars	8	8	2	Kavalgars	8	8	"	"	"	"	"	"	
	1	Sweeper	2	2	1	Sweeper	2	2	"	"	"	"	"	"	
	1	Karnam	7	7	1	Karnam	8	8	1	"	"	"	"	"	
	1	Sabbamonigar	5	5	1	Sabbamonigar	5	5	"	"	"	"	"	"	
	1	Vizarippugar	3	3	1	Vizarippugar	3	3	"	"	"	"	"	"	
	1	Dhoniam	7	7	1	Dhoniam	7	7	"	"	"	"	"	"	
	1	Clerk	5	5	1	Clerk	5	5	"	"	"	"	"	"	
	1	Watershedwoman	4	4	1	Watershed woman	4	4	"	"	"	"	"	"	
	1	Kavalgar	4	4	1	Kavalgar	4	4	"	"	"	"	"	"	
	1	Sweeper	2½	2½	1	Sweeper	2½	2½	"	"	"	"	"	"	
	1	Do atvadassi	2½	2½	1	Do atvadassi	2½	2½	"	"	"	"	"	"	
Total	16		"	78	78	16	"	79	79	1	"	"	"	"	"
22897 dt 25.9.84.	1	Clerk		21	21	1	Clerk	21	21	"	"	"	"	"	"
	1	Peon		6	6	1	Peon	6	6	"	"	"	"	"	"
	"	"		"	"	1	Attender	8	8	8	"	"	"	"	"
Total	2		"	27	27	3	"	35	35	8	"	"	"	"	"

Vide karaz 31 of the report.

The attender will be in charge of the Registers and records, will assist the chabdrans clerk in other ways.

Certified that the entries in Column of "Present Scale" have been compared with registers of this office and are Correct.

Rml 19-12-84

M Narasimha Roy. Deputy Collector

for President

NS 18/12

Mr

8/

TREASURY DEPUTY COLLECTOR'S OFFICE
19 DEC.
TANJORE.

No. 2

Distt Board

2
39112794

Statement of proposition for revision of Establishment of the Toll gates at Tiruvalur under the District Board Tanjore District.

Orders sanctioning present establishment. No.	Date.	Office to which the proposition refers.	NATURE OF CHARGE. Present scale. No.	Designation.	Pay. Minimum.	Maximum.	Proposed scale. No.	Designation.	Pay. Minimum.	Maximum.	PROPOSITION. Permanent. Increase per month. Amount.	Decrease per month. Amount.	Temporary. Increase per month. Period.	Amount.	Decrease per month. Period.	Amount.	Grounds of proposition.	Recommendations of the District Board and orders of Government.
G.O 1196 Land Mis	29. 6. 94	Toll gate at Tiruvalur						North gate									Vide para 20 of the report The present establishment was sanctioned for 1 year	
			1	Gumastah	10	10	1	Gumastah	10	10	"	"	One	10				
			1	Gumastah	10	10	1	—do—	10	10	"	"	Year	10				
		Total	2		20	20	2		20	20				20				
								South Gate										
		Do.	1	Gumastah	10	10	1	Gumastah	10	10	"	"	One	10				
			1	—do—	10	10	1	—do—	10	10	"	"	Year	10				
		Total	2		20	20	2		20	20				20				

"Certified that the entries in column of "Present Scale" have been compared with registers of this office and are correct ~~with the exception of the items altered in red ink.~~"

President.

Try Dy. Collector

blishment

Proposed s

Designation.

te

umasla

do

ate

umasla

do

No 3

Distt Board

3
39112 ggu

ith registers of t

Statement of proposition for revision of Establishment of the Medical Deptt under the Board Tanjore District.

Orders sanctioning present establishment.		Office to which the proposition refers.	NATURE OF CHARGE.						PROPOSITION.						Grounds of proposition.	Recommendations of the District Board and orders of Government.
			Present scale.				Proposed scale.				Permanent.		Temporary.					
			No.	Designation.	Pay.		No.	Designation.	Pay.		Increase per month.	Decrease per month.	Increase per month.		Decrease per month.			
No.	Date.				Minimum.	Maximum.			Minimum.	Maximum.	Amount.	Amount	Period.	Amount.	Period.	Amount.		
-	-	Female apothecary at Madras.	..	..	..	..	1	Female apothecary	20	-	..	..	4 years	20 No.	..	..	Vide para 28 of the Report for providing female medical aid. Training of a female apothecary to serve the District Board after the Completion of the Course at Madras)	

"Certified that the entries in column of "Present Scale" have been compared with registers of this office and are correct with the exception of the items altered in red ink."

For President.

25-12-[illegible]

No 4

Distt Board

4
39112/94

5
39112/94

Statement of proposition for revision of Establishmen

Orders sanctioning present establishment. No.	Date.	Office to which the proposition refers.	NATURE OF CHARGE. Present scale. No.	Designation.	Pay. Minimum.	Maximum.	Proposed No.	Designation
G.O. No. 6612	Dated 29th August 1882	Jwink Kattuppalli Dispensary	1	Hospital Asst.	39-6-0	39-6-0	1.	Hospl. Assist
			2.	Compounder	12-0-0	12-0-0	2.	Compounde
			3.	Lascar.	5-0-0	5-0-0	3.	Lascar
			4.	Ety & Sweeper.	5-0-0	5-0-0	4.	Ety & Sweepe
							5.	Midwife
				Total	61-6-0	61-6-0		Tot
G.O. No. 6612	Dated 29th August 1882	Ayyampet Dispensary	1	Hospl. Assistant	30-10-0	30-10-0	1	Hospl. Assis
			2	Compounder	15-0-0	15-0-0	2	Compoun
			3	Midwife	15-0-0	15-0-0	3	Midwife
			4	Lascar	5-0-0	5-0-0	4	Lascar
			5	Sweeper	3-0-0	3-0-0	5	Sweeper
				Total	68-10-0	68-10-0		To

"Certified that the entries in column of "Present Scale" have been compared with registers of this of

Jaupne
30th October 1884

McRavit
Deputy

6
39/12/84

Statement of proposition for revision of Establishmen

Orders sanctioning present establishment.		Office to which the proposition refers.	NATURE OF CHARGE.					
			Present scale.				Propose	
No.	Date.		No.	Designation.	Pay. Minimum.	Pay. Maximum.	No.	Designation.
5894	28-3-94	Salary Result School Vallam	1	Headmaster	10	10	1	Headmas
			1	—2nd— do —	6	6	1	2nd do —
			1	—3rd do —	5	5	1	3rd do
			1	—4th do —	5	5	1	4th — do
			4		26	26	4	
5894	28-3-94	Salary Result School Ghandarvakot	1	Headmaster	9	9	1	Headmas
			1	—2nd— do —	7	7	1	2nd mas
			1	3rd master	3	3	1	3rd mas
			3	—	19	19	3	

"Certified that the entries in column of "Present Scale" have been compared with registers of

MD
18-1294

Statement of proposition for revision of Establishment

Orders sanctioning present establishment. No.	Date.	Office to which the proposition refers.	NATURE OF CHARGE. Present scale. No.	Designation.	Pay. Minimum.	Maximum.	Proposed s No.	Designation.
G.O. No 5942	18-3-94	Elementary Schools S.R. System Tanjore Taluk Board	36	24 Schools		241	36	24 Schools
				Ammapett				Ammap
			1	Head Master		7	1	Head Master
			1	Second do		5	1	Second do
							1	Third do
				Naikerpatti				Naikerpatti
			1	Teacher		5	1	Teacher
				Koviladi Paraya				Koviladi Para
			1	Teacher		5	1	Teacher
				Varakur				Varakur
			1	Teacher		6	1	Teacher
				Arce Paraya school to be started			1	Teacher
		Total	41	28 S.R Schools		269	43	29 S.R Schools
				Total per annum		3228		
G.O. No 941	9-8-86	Sanskrit High School	1	Head Pandit	"	40	1	Head Pandit
350	11-2-89		1	First assistant	"	25	1	First assistant
422	26-2-90		6	2nd to 7 assistants	"	95	6	2nd to 7 assistants
594	18-3-93		1	Peon	"	6	1	Peon
589	28-3-94			Total		166		

"Certified that the entries in column of "Present Scale" have been compared with registers of this office."

To. President
District Board
Tanjore

Thro Try. Dy. collector
Tanjore.

8/39 11.2 0774

7/18.12.1

Statement of proposition for revision of Establishment of the Taluk Board Tanjore District.

Orders sanctioning present establishment. No.	Date.	Office to which the proposition refers.	NATURE OF CHARGE. Present scale. No.	Designation.	Pay. Minimum.	Maximum.	Proposed scale. No.	Designation.	Pay. Minimum.	Maximum.	PROPOSITION. Permanent. Increase per month. Amount.	Decrease per month. Amount.	Temporary. Increase per month. Period.	Amount.	Decrease per month. Period.	Amount.	Grounds of proposition.	Recommendations of the District Board and orders of Government.
Collector's order No 9 11.5.94 Budget Go No 589	28.3.94	Kallujanamahal Chultram	4	Clerks		37	4	Clerks		37							The Services of the Managarie not necessary as the duties connected with this office can be managed by the Manager. The appointment of the 4 additional hands are required to maintain in good order the Kallujanamahal palace and garden adjoining it. Hence came under Taluk Board's possession in June 94.	
			23	Sewants		61-5-	23	Sewants		61-5-		6						
			1	Mongar		6-												
							2	Gardeners at Rs 4		8-	8-							
							1	Sweeper		1-	1-							
							1	Jotty		1-	1-							
		Total	28			104-5-	31			108-5-	10-	6						

"Certified that the entries in column of "Present Scale" have been compared with registers of this office and are correct with the exception of the items altered in red ink."

To President District Board Tanjore.

Thro Try, Dy. Collector Tanjore.

Deputy Collector

President, Taluk Board.

...hment of the Board's Schools of Tanjore, Taluk Board Tanjore District.

...gnation.	Proposed Scale. Pay. Minimum.	Pay. Maximum.	PROPOSITION. Permanent. Increase per month. Amount.	Permanent. Decrease per month. Amount.	Temporary. Increase per month. Period.	Temporary. Increase per month. Amount.	Temporary. Decrease per month. Period.	Temporary. Decrease per month. Amount.	Grounds of proposition.	Recommendations of the District Board and orders of Government.
...hools	"	241	"	"	"	"	"	"		
...maptt.										
...aster	"	9	2	"	"	"	"	"		
...do	"	5	—	"	"	"	"	"		
...do	"	3	3	"	"	"	"	"		
...erpatti										
...er	"	7	2	"	"	"	"	"		
...Panya										
...r	"	7	2	"	"	"	"	"		
...kur	"									
...ker	"	7	1	"	"	"	"	"		
...ker	"	7	7	"	"	"	"	"		
...hools		286	17	"	"	"	"	"		
		3432	204	"	"	"	"	"		
...dit	"	40	"	"	"	"	"	"		
...ist	"	30	5	"	"	"	"	"		
...ut	"	95	—	"	"	"	"	"		
—	"	6	"	"	"	"	"	"		
		171	5							

A new class hamely 10 is to be opened from January 95 and the increase for the 7 ... as istant is recommended as proposed by the Assistant Inspector of Schools.

The changes are proposed at the recommendation of the Assistant Inspector of Schools and owing to improved attendance of the Schools.

...ffice and are correct with the exception of the items altered in red ink."

President, Taluk Board

Deputy Collector

Current No 430 / 1894

Current No. 1136 of 10 94

From

The President
Taluk Board
Tanjore

To

The President
District Board
Tanjore

Thro

The Try. Dy Collector
Tanjore

Dated 17th
Despd 18th } November 94
Recd

Ref. Current No 1152 / ZB

Enc. 1 only

Subject

Statement of proposition for revision of certain establishments under the Taluk Board.

3/12

TREASURY DEPUTY COLLECTOR'S OFFICE, TANJORE. 19 NOV 94

Schools of the Tanjore Taluq

of the Salary Results Board Tanjore District.

scale.			PROPOSITION.							
			Permanent.		Temporary.					
	Pay.		Increase per month.	Decrease per month.	Increase per month.		Decrease per month.		Grounds of proposition.	Recommendations of the District Board and orders of Government.
	Minimum.	Maximum.	Amount.	Amount	Period.	Amount.	Period.	Amount.		
ter	10	10	"	"	"	"	"	"	Has an experience of 5 years as a board school teacher A certificated lower Secondary man	
—	7	7	1	"	"	"	"	"		
—	5	5	"	"	"	"	"	"		
—	5	5	"	"	"	"	"	"		
	27	27	1	"	"	"	"	"		
ter	9	9	"	"	"	"	"	"	Has passed the Primary School examination and the pay is too poor and insufficient	
ter	7	7	"	"	"	"	"	"		
ter	4	4	1	"	"	"	"	"		
	20	20	1	"	"	"	"	"		

of this office and are correct "with the exception of the items altered in red ink."

For President

McKarthan

Try Dy Collector

19-12-94

11

TREASURY DEPUTY COLLECTOR'S OFFICE
19 DEC
TANJORE

of the Dispensaries under the Taluq Board Tanjore, Tanjore District.

scale.			PROPOSITION.						Grounds of proposition.	Recommendations of the District Board and orders of Government.
			Permanent.		Temporary.					
	Pay.		Increase per month.	Decrease per month.	Increase per month.		Decrease per month.			
	Minimum.	Maximum.	Amount.	Amount.	Period.	Amount.	Period.	Amount.		
ant	39-6-0	39-6-0	"	"	"	"	"	"		
	15-0-0	15-0-0	3-0-0	"	"	"	"	"		
	5-0-0	5-0-0	"	"	"	"	"	"		
	5-0-0	5-0-0	"	"	"	"	"	"		
	15-0-0	15-0-0	15-0-0	"	"	"	"	"		
l	79-6-0	79-6-0	18-0-0	"	"	"	"	"		
ant	39-6-0	39-6-0	8-12-0	"						
ler	15-0-0	15-0-0	"	"						
	15-0-0	15-0-0								
	5-0-0	5-0-0								
	3-0-0	3-0-0								
tal	77-6-0	77-6-0	8-12-0							

The Hospital Assistant Completed 7 years' service on 30th June 1895 and becomes eligible for increase of pay from 1st July 1895. Hence the increase.

(1) The Compounder completed 10 years' service at the end of February 1895 and becomes eligible for increase of pay. Hence the increase.
(2) The service of a midwife are much needed in Trikkadi, Ahatpatti & the surrounding villages. Hence the increased provision.

of ice and are correct with the exception of the items altered in red ink."

[signature]

Collector

Dt Med & Sanitary Officer

~~President,~~ Surgeon major

[signature]

President Mgd

Certified that the entries in column of "Present Scale" have been compared with registers of this off

| No. | Date. | | |

| | | |

	1	Hospital assistant	✓	30.10	1	Hospital assistant		30.10			
	1	Compounder	✓	9	1	Compounder		12	3		
	1	Lascar	✓	5	1	Lascar		5			
	1	Sweeper	✓	3	1	Sweeper		3	1		
	1	Sundries	✓	10	1	Sundries		15	5		
	1	Compounder	✓	9	1	Compounder		9			
	1	Sweeper	✓	3	1	Sweeper		3			
	1	Hospital assistant	✓	39.6	1	Hospital assistant		39.6			
	1	Compounder	✓	15	1	Compounder		15			
	1	Lascar	✓	5	1	Lascar		5			
	1	Sweeper	✓	3	1	Sweeper		3			
	1	Sundries	✓	10	1	Sundries		15	5		
	1	Hospital assistant	✓	39.6	1	Hospital assistant		39.6			
	1	Compounder	✓	9	1	Compounder		12	3		
	1	Lascar	✓	5	1	Lascar		5			
	1	Sweeper	✓	3	1	Sweeper		3

Statement of proposition for revision of Establishment

LOCAL

Orders sanctioning present establishment.	Office to which the proposers refers.	NATURE OF CHARGE.											
		Present scale.							Proposed				
		No.	Designation.	Pay.		Mini- mum	Maxi- mum	No.	Designation.				
No.	Date.												

Quarantine Hospital

	1	apothecary	✓	131·4	1	apothecary							
	1	Compounder	✓	9	1	Compounder							
	1	Midwife	✓	10	1	Midwife							
	1	Cacao	✓	6	1	Cacao							
	1	Nurse	✓	5	1	Nurse							
	1	Cook	✓	4·9	1	Cook							
	1	Male toty	✓	4	1	Male toty							
	1	Waterman	✓	3·9	1	Waterman							
	1	apothecary	✓	131·4	1	apothecary							
	1	Compounder	✓	15	1	Compounder							
	1	Midwife	✓	10	1	Midwife							
	1	Cacao	✓	5	1	Cacao							
	1	Cook	✓	5	1	Cook							
	1	toty	✓	5	1	toty							
		Total 30		542·14·30									
		Guard III											
		Scavenging establishment.											
		Village other than Town											
		Ysalanda 1	Sweeper	✓	4	2	Sweeper						
		Kuttalam 2	Sweeper	✓	8	4	Sweeper						
		Nonvalanpadi 1	Sweeper	✓	4	2	Sweeper						
		Irumillai vanni 1	Sweeper	✓	4	2	Sweeper						
		Total 5			20.	10							

Grant IV Union Panchayat establishment 4 Union except Tranquebar	4	Kurnam	✓	40	4	Kurnam	40	
	4	Bill Collector	✓	20	4	Bill Collector	20	
Tranquebar	1	Kurnam	✓	7	1	Kurnam	10	3
Union	1	Bill Collector	✓	5	1	Bill Collector	5	
Total	10			72	10		75	3

Kumbakonam Taluk Board Office
" November 1894

To

The President
District Board, Tanjore

Thro'

The Dy Deputy Collector, Tanjore

Certified that the entries in Column of "Present Scale" have been Compared with registers of this office and are Correct with the exception of those altered in red ink

Tanjore
29th November 1894

[signature]
Deputy Collector

Remarks
President
287"

[signature] 21/11

G O No 585 L
28th March 1854

Local Fund Department

From

The President
Taluk Board
Kumbakonam

To

The President
District Board
Tanjore

Thro'

The Ty Dy Collector
Tanjore

Dated 23 } November 1894
Dec pd 24 }

Enclosure No 13. to Ref on P.R. 303/JB of 1894 dated 31 October 1894 submitting Budget estimates of the Taluk Board for 1895-96.
Proposition statement

No 9

Kumbakonam
Taluk Board

9/39112 994

Statelishment.

Order sanctioning present Establishment. No.	Date.	Office to which the proposition refers.	No.	...ease per month ...od.	Amount.	Grounds of Proposition.	Recommendations of the District Board and orders of Government.
		Grant III.			Rs.		
		Namilam Hospital	1				
			1			The compounder has	
			1	...d 10 years' Service & is there			
			1	...ible for the increment.			
			1				
			1				
		Total	6				
F.O. No 589 L.	28-3-94	Namilam. Travellers' bungalow.	1			The Kavalgar is required	
				...ungalow clean & also to keep			
				travellers - His appointment has			
				...ined in T.B. Resln No 1/27.4.94.			
				... is therefore requested for the			
				...ment vide F.O. No 589 L/17.5.94.			
		Srivanjiam Ethiswara Mutt.	1	...is required to keep the Mutt			
				...t has been sanctioned in T.B			
				"C...ion is therefore requested for			
				"...de, F.O. referred to above			
				Re...			

Negapatam,
4/12/1894.

President Taluq Board.

Local Fund Department

Circuit No. 1 Ac 6

From

The President

Taluk Board

Kumbakonam

To

The President

District Board

Tanjore

Thro'

The Tey Dy Collector

Tanjore

Dated 23 } November 1894
Desp'd 24 }

Enclosure No 13. to Ref

on P.R. 303/GB of 1894 dated

31 October 1894 submitting

Budget estimates of the

Taluk Board for 1895-96.

Proposition statement

No 9

Kumbakonam

Taluk Board

9/39112 94

19

19

Statement of proposition for revision of Establishment

Orders sanctioning present establishment. No.	Date.	Office to which the proposition refers.	NATURE OF CHARGE. Present scale. No.	Designation.	Pay. Minimum.	Maximum.	Proposed sc No.	Designation.
G.O. No. 1091	6th September 1886	Taluk Board Office	1	Clerk	~	18	1	Head clerk
				Pensionary Contribution to do.	~	2		Pensionary Contribution to do.
						20		
			1	Attender	~	8	1	2nd Clerk
			1	Peon	~	5	1	~~Attender~~ Peon
			3	–	–	33	3	

"Certified that the entries in column of "Present Scale" have been compared with registers of this

19

Nos 14 & 15

Inamargadi Taluk Board

TREASURY DEPUTY COLLECTOR'S OFFICE, 15 NOV. 91 TANJORE.

Current No. 1136 of 1894

of the Mannargudi Taluk Board Tanjore District.

...ale.		PROPOSITION.						Grounds of proposition.	Recommendations of the District Board and orders of Government.
		Permanent.		Temporary.					
Pay.		Increase per month.	Decrease per month.	Increase per month.		Decrease per month.			
Minimum.	Maximum.	Amount.	Amount.	Period.	Amount.	Period.	Amount.		
..	25	5	..	..	..	..	..		
..	10	2	..	..	..	..	..		
	6	1	..	..	..	..	..		
..	10	2	..	..	..	..	..		
..	..	..	4	..	..	..	..		
..	10	1	..	..	..	..	..		
..	..	..	5	..	..	..	..		
..	10	2	..	..	..	..	..		
..	..	..	4	..	..	..	..		
..	10	1	..	..	..	..	..		
..	..	..	4	..	..	..	..		
..	15	3	..	..	..	..	..		
..	12	3	..	..	..	..	..		
..	9	2	..	..	..	..	..		
..	7	2	..	..	..	..	..		
..	5 4	5	..	..	..	..	..		
..	..	7 ..	7	..	..	..	..		
..	..	..	5	..	..	..	..		
..	7	..	..	..	..	..	..		
..	5	5	..	..	..	..	..		
..	7	..	3	..	..	..	..		
..	7	7	..	..	..	..	..		
..	12	..	..	..	..	..	..		
..	7 5	2 ..	..	..	..	..	..		
..	10	..	..	..	..	..	..		
..	7	7	..	..	..	..	..		
..	7	7	..	..	..	..	..		

...e and are correct with the exception of the items altered in red ink."

President, Taluk Board.

Deputy Collector

Gl 1467/94

18

Current No. 1186 — 1894

of the Mannargudi Taluk Board Tanjore District.

Scale. Pay. Minimum.	Pay. Maximum.	Proposition. Permanent. Increase per month. Amount.	Proposition. Permanent. Decrease per month. Amount.	Proposition. Temporary. Increase per month. Period.	Proposition. Temporary. Increase per month. Amount.	Proposition. Temporary. Decrease per month. Period.	Proposition. Temporary. Decrease per month. Amount.	Grounds of proposition.	Recommendations of the District Board and orders of Government.
..	25	5	..	..	..	..	..		
..	10	2	..	..	..	..	..		
..	6	1	..	..	..	..	..		
..	10	2	..	..	..	..	..		
..	..	..	4	..	..	..	..		
..	10	1	..	..	..	..	..		
..	..	..	5	..	..	..	..		
..	10	2	..	..	..	..	..		
..	..	..	4	..	..	..	..		
..	10	1	..	..	..	..	..		
..	..	..	4	..	..	..	..		
..	15	3	..	..	..	..	..		
..	12	3	..	..	..	..	..		
..	9	2	..	..	..	..	..		
..	7	2	..	..	..	..	..		
..	5	5	..	..	..	..	..		
..	..	7	7	..	..	..	..		
..	..	7	5	..	..	..	..		
..	7	..	..	..	..	..	..		
..	5	6	..	..	..	..	..		
..	7	..	3	..	..	..	..		
..	7	7	..	..	..	..	..		
..	12	..	..	..	..	..	..		
..	7	2	..	..	..	..	..		
..	10	..	..	..	..	..	..		
..	7	7	..	..	..	..	..		
..	7	7	..	..	..	..	..		

e and are correct with the exception of the items altered in red ink."

President, Taluk Board.

Deputy Collector

Gl. 1467/94

18

30

Statement of proposition for revision of Establishment

Orders sanctioning present establishment. No.	Date.	Office to which the proposition refers.	NATURE OF CHARGE. Present scale. No.	Designation.	Pay. Minimum.	Maximum.	Proposed s[illegible] No.	Designation.
Government Order No. 589 L.	28 March 1894	Taluk Board office Mannargudi	1	Clerk	"	~~20~~ 18 A	1	Head Clerk
			2	Attender	"	8	2	2nd Clerk
			3	Peon	"	5	3	Peon
		Union office Mannargalam	1	Clerk	"	8	1	Clerk
			2	Peon	"	4	"	"
		Union office Tiruturaipundi	1	Clerk	"	9	1	Clerk
			2	Peon	"	5	"	"
		Mutupet Union office	1	Clerk	"	8	1	Clerk
			2	Peon	"	4	"	"
		Vedaranian Union office	1	Clerk	"	9	1	Clerk
			2	Peon	"	4	"	"
		S.R. Middle School Tiruturaipundi	1	Head master	"	12	1	Head master
			2	2nd Do.	"	9	2	2nd Do.
			3	3rd Do.	"	7	3	3rd Do.
			4	4th Do.	"	5	4	4th Do.
			5	Peon	"	3	5	5th Do.
		S.R. School Andichapuram	1	Head master	"	7	"	"
			2	2nd Do.	"	5	"	"
		Serangulam transferred to Peruvalandan	1	Head master	"	7	1	Head master
							2	2nd Do.
X		Nalangotti Pariah School	1	Head master	"	10	1	Head master
		Budamangalam Mahomadan School	"	"	"	"	1	Head master
		Kuthanallur Mahomadan School	1	Head master	"	12	1	Head master
			2	2nd master	"	5	2	2nd Do.
			3	3rd master	"	5	3	3rd Do.
			4	Hindustani teacher	"	10	4	Hindustani teacher
		Nirmulai Pariah S.R. School	"	"	"	"	1	Head master
		Talavayar Pariah School	"	"	"	"	1	Head master

"Certified that the entries in column of "Present Scale" have been compared with registers of t[illegible]

(A) net pay after deduction provisionary contribution

TREASURY DEPUTY COLLECTOR'S OFFICE
3- JAN 9
TANJORE.

No 13.

Statement of Proposition f

Order sanctioning present Establishment		Office to which the proposition refers.	Nature of Charge.						
			Present scale.				Proposed scale.		
			No.	Designation.	Pay.		No.	Designation.	Mini
No.	Date.				Minimum	Maximum			
					Rs	Rs			R
		Grant II. Elementary schools.							
G. O. No 589 L.	28-3-94	1. Nannilam.	1	Head master	15	15		Nil.	
			1	2nd Do.	9	9			
			1	3rd Do.	7	7			
			1	4th Do.	5	5			
			1	Peon	3	3			
		2. Kodavasal	1	Hd Master	7	7			
			1	2nd Do	5	5			
			1	3rd Do.	5	5			
		3. Muttam	1	Hd Master	9	9			
		4 Karunganni	1	Do.	7	7			
		5 Sarabojiraja puram	1	Hd Master	9	9			
			1	2nd Do.	5	5			
		6. Kadalangudi	1	Hd Master	7	7			
			1	2nd Do.	5	5			

"Certified that the entries in have been compared with the are correct."

Nagapatam,
1.12. 1894

SV
8/1/95

Statement of Proposition fo

Current No. 1136 D.B. of 1894

Order sanctioning present Establishment No.	Date.	Office to which the proposition refers.	Nature of Charge. Present scale. No.	Designation.	Pay. Minimum Rs	Maximum Rs	Proposed scale. No.	Designation.	Minimum Rs
G. O. No. 589 Z	28.3.94.	Negapatam Taluk Board.	1	Surveyor including Travelling allowance	30	30	1	Surveyor including Travelling allowance	3
			2	Peons at Rs 5 each	10	10	2	Peons at Rs 5 each	1
		Total	3		40	40	3		4

Certified that the entries in
have been compared with
& are correct.

Negapatam,
31.12. 1894

Nos 10. 11 & 12

Negapatam Taluk

9.12.94

Statement of Proposition f

Order sanctioning present Establishment.		Office to which the proposition refers.	Nature of Charge.							
			Present scale.				Proposed sca			
			No.	Designation.	Pay.		No.	Designation.		
No.	Date.				Minimum	Maximum			Mini	
					Rs.	Rs.			R	
		Grant II								
				Elementary Schools. Negapatam and Aanni						
		Audalaiyur	1	Head master	9	9	1	Head master		
							1	2nd master		
					9	9	2			
		Ammayappan	1	Head master	9	9	1	Head master		
			1	2 master	7	7	1	2nd master		
			1	3 master	5	5	1	3rd master		
							1	Peon		
					21	21	4			
		Sithakkamangalam.					1	Head master		
		Pavattagudi					1	Headmaster		

Negapatam,
3rd December 1894.

"Certified that the entries in the
have been compared with the
correct

Statement of Proposition fo

Order sanctioning present Establishment. No.	Date.	Office to which the proposition refers.	Nature of Charge. Present scale. No.	Designation.	Pay. Minimum	Maximum	Proposed scal No.	Designation.	Mini
		Grant II			Rs.	Rs.			R
G. O. No. 5892	28.3.94	Board High School Tiruvalur	1	Head Master	90	120	1	Head Master	9
			1	1st Assistant	60	80	1	1st Assistant	6
			1	2d Assistant	50	60	1	2d Assistant	5
			1	3d Assistant	40	50	1	3d Assistant	4
			1	4th Assistant	30	35	1	4th Assistant	3
			1	5th Assistant	20	20	1	5th Assistant	2
			1	6th Assistant	20	20	1	6th Assistant	2
			1	7th Assistant	15	17½	1	7th Assistant	1
			1	Tamil Pandit	17½	17½	1	Tamil Pandit	17
			1	Gymnastic Instructor	12	15	1	Gymnastic Instructor	1
			1	Sanskrit Pandit	13	13	1	Sanskrit Pandit	1
			1	Clerk & writer	10	10	1	Clerk & writer	1
			1	Drawing Master	15	15	1	Drawing Master	1
			1	[illegible]	6	6	1	Peon	6
			1	Night watch	5	5	1	Night watch	5
			1	Toti	4	4	1	Toti	4
			16		407½	488	16		40

Negapatam,
4 December 1894.

"Certifica[illegible] that the entries in the Column
Compar[illegible] with the registers of this office

14

54

Statement of Proposition for Revision of Establishment.

Order sanctioning present Establishment. No.	Date.	Office to which the proposition refers.	Nature of Charge. Present scale. No.	Designation.	Pay. Minimum	Pay. Maximum	Proposed scale. No.	Designation.	Pay. Minimum	Pay. Maximum	Proposition. Permanent. Increase per month. Amount.	Decrease per month. Amount.	Temporary. Increase per month. Period.	Amount.	Decrease per month. Period.	Amount.	Grounds of Proposition.	Recommendations of the District Board and orders of Government.
		Grant III.			Rs.	Rs.			Rs.	Rs.	Rs.	Rs.		Rs.		Rs.		
		Nannilam Hospital	1	Hospl ass^t	30.10	39.6	1	Hospl ass^t	30.10	39.6	"	"						
			1	Compounder	8 "	12. "	1	Compounder	8 "	15 "	3	"					The compounder has completed 10 years' service & is therefore eligible for the increment.	
			1	Midwife	15 "	15 "	1	Midwife	15 "	15 "	"	"						
			1	Lascar	5 "	5 "	1	Lascar	5 "	5 "	"	"						
			1	Nurse	4 "	4 "	1	Nurse	4 "	4 "	"	"						
			1	Toti	4 "	4 "	1	Toti	4 "	4 "	"	"						
		Total	6		66-10	79-6	6		66-10	82-6	3	"						
F.O. No 589 L.	28-3-94	Nannilam. Travellers' bungalow.	1	Kavalgar	4. 8	4. 8	1	Kavalgar	4. 8	4. 8.	✓						The Kavalgar is required to keep the bungalow clean & also to keep it open for travellers - His appointment has been sanctioned in T.B. Resln No 1/27.4.94. Sanctioned is therefore requested for the appointment vide F.O. No 589 L/17.5.94.	
		Srivanjiam Ethiswara Mutt.	1	Sweeper	1. "	1— "	1	Sweeper	1— "	1— "	✓						The Sweeper is required to keep the Mutt clean - His appointment has been sanctioned in T.B. Resln No 14/23.2.94. Sanction is therefore requested for the appointment vide F.O. referred to above	

"Certified that the entries in the Column "Present scale" have been compared with the Registers of this office & are correct."

Negapatam,
4/12/1894.

To
St Deputy Collector
The President D^t B^d
Tanjore
This The Try Dr Collector Tanjore.

President Taluq Board.

for Revision of Establishment.

cale.		Proposition.						Grounds of Proposition.	Recommendations of the District Board and orders of Government.
		Permanent.		Temporary.					
Pay.		Increase per month.	Decrease per month.	Increase per month.		Decrease per month			
nimum	Maximum	Amount.	Amount.	Period.	Amount.	Period.	Amount.		
Rs.	Rs.	Rs.	Rs.		Rs.		Rs.		
90	120	..	..	..	..	..	..		
60	80	..	..	..	..	..	..		
50	60	..	..	..	..	..	..		
40	50	..	..	..	..	..	..		
30	45	10	..	..	..	..	..	The pay of the 4th	
20	20	..	..	..	..	..	..	Assistant Master is	
20	20	..	..	..	..	..	..	raised from Rs 35 to 45	
15	17½	..	..	..	..	..	..	in view to secure the	
17½	17½	..	..	..	..	..	..	services of a trained	
12	15	..	..	..	..	..	..	science graduate	
13	13	..	..	..	..	..	..	as recommended by	
10	10	..	..	..	..	..	..	the Educational officers.	
15	15	..	..	..	..	..	..	Sanction is therefore	
6	6	..	..	..	..	..	..	requested for the increase.	
5	5	..	..	..	..	..	..		
4	4.	..	..	..	..	..	..		
07½	498	10	..	..	..	..	..		

The transactions of the Kindavasal Middle School have not been shown in this statement as no establishment was entertained

"Present scale" have been
e & are correct."

[signature]

Deputy Collector.

[signature]

President Taluq Board.

AJ

30th October 1894.

...or Revision of Establishment.

...ale.		Proposition.						Grounds of Proposition.	Recommendations of the District Board and orders of Government.
		Permanent.		Temporary.					
Pay.		Increase per month.	Decrease per month.	Increase per month.		Decrease per month			
...imum	Maximum	Amount.	Amount.	Period.	Amount.	Period.	Amount.		
Rs.	Rs.	Rs.	Rs.		Rs.		Rs.		
...lam	Taluks.								
9	9.							The additional teacher is provided for to secure the services of a teacher who can teach Hindu-Stani also. Most of the pupils are Mahomedans.	
7.	7	7.							
16	16	7.							
12	12	3.						The Head master's pay is raised from Rs 9 to 12 in consideration of the strength of the school. Most of the pupils belong to the weaver's class and the services of a peon are necessary to ensure the attendance of pupils.	
7	7	..							
5	5	..							
3	3	3.							
27	27.	6.							
10	10	10						These schools are intended for the Education of Pariahs and other kindred backward classes. The opening of the same has been sanctioned by the Taluk Board in its Resolution No. 25, dated 31st August 1894, as recommended by the educational officers. Sanction is therefore requested for the entertainment of the above establishments	
10	10	10							

Column "Present Scale"
...registers of this office
[signature]
Sr Deputy Collector

[signature]
President Taluq Board

A.J.
4.12

Revision of Establishment.

ay.		Proposition.						Grounds of proposition.	Recommendations of the District Board and orders of Government.
		Permanent.		Temporary.					
		Increase per month.	Decrease per month	Increase per month		Decrease per month			
n	Maximum.	Amount	Amount	Period.	Amount	Period.	Amount		
	Rs	Rs	Rs		Rs		Rs		
0	30							A sum of Rs 550 is provided for in the Budget Estimate for 1895-96 for this establishment. The survey of the Tiruvalur Union has been completed and the plan of the same is being revised under the supervision of the Local Fund Engineer Tanjore. It is intended to take the survey of Nannilam & Kodavasal Unions and other large villages. Hence sanction is requested for the continuance of the establishment during next year.	
0	10								
0	40								

Rs 01

the Column "Present Scale"

the Registers of this Office

[signature]

Deputy Collector

SV
8/1/95

[signature]

President Taluq Board

Negapatam

Ente

Ene to Dis no 349/75

TREASURY DEPUTY COLLECTOR'S OFFICE, 5- DEC. 91 TANJORE.

...or Revision of Establishment.

Pay.		Proposition. Permanent. Increase per month.	Decrease per month	Temporary. Increase per month		Decrease per month		Grounds of proposition.	Recommendations of the District Board and orders of Government.
...num	Maximum.	Amount	Amount	Period.	Amount	Period.	Amount		
...s	Rs	Rs	Rs		Rs		Rs		

(1). The management of the school is to be handed over to the Nannilam Mahajana sabha from april next - hence no provision is made therefor.

(2.) The Kodavasal school committee promised to pay Rs 1000 towards the cost of the school building, but it failed to do so. hence no provision is made for the same.

(3).(5) + (6). These schools were closed at the instance of the Educational officers as they did not prosper at those places. Hence no provision is made for them.

(4) Though provision has been made for this school - it has not been opened as yet, as the school, if opened there, would not prosper. Hence no provision is made for this school.

The Column "Present Scale".
Registers of this office &

Deputy Collector.

President Taluq Board
Negapatam -

30th October 1894.

vis

the Taluk Board Office ~~Board~~ Pattukkottai Tanjore District.

Pay.		PROPOSITION.						Ground of proposition.	Recommendations of the District Board and orders of Government.
		Permanent.		Temporary.					
		Increase per month.	Decrease per month.	Increase per month.		Decrease per month.			
Minimum.	Maximum.	Amount.	Amount.	Period.	Amount.	Period.	Amount.		
	to-and 22-8-0							Vide extract from the covering letter of the Budget proposals of the Board for 95-96 attached	
	2-8-0								
	25	5							
	10	2							
	6	1							
	41	8							

and are correct ~~with the exception of the items altered in red ink.~~"

President, Taluk Board.

Fry Dy Collector

13-11-94

11-11-94

11/11/94

2
2 Feb. 1. 995

vision of Establishment.

month. Amount.	Grounds of proposition.	Local Government's recommendation.	Orders of Government of India. Home Dept. Remarks.	Financial Department. Remarks.	Order.
	(1). The Apothecary Completes 7 years' service on 29th June and becomes eligible for increase of pay from 30th June, having passed the necessary examination. (2). The Midwife has been doing good work for the past 3 or 4 years; their mentioned 8 months while the other Midwives in the Distrit are given $15 a month each. Hence the increase is recommended.				

"Present Scale" this office & are correct.

C M E Thompson M.D.

Surgeon major ~~President~~.

D.L. Medical & Sanitary Officer.

Proposition state-ment on behalf of Pattukkottai Dispensary

the Pattukkottai Taluk Board Tanjore District.

Pay.		PROPOSITION.						Ground of proposition.	Recommendations of the District Board and orders of Government.
		Permanent.		Temporary.					
		Increase per month.	Decrease per month.	Increase per month.		Decrease per month.			
Minimum.	Maximum.	Amount.	Amount.	Period.	Amount.	Period.	Amount.		
—	25	5	✓					The increase was proposed as recommended by the Educational officers.	
—	17-8	2-8	✓						
—	15	3	✓						
—	10								
	5								
	72-8	10-8							

...ce and are correct with the exception of the items altered in red ink."

Deputy Collector

President, Taluk Board.

Proposition fo

Temporar

the Pattukkottai Taluk Board Tanjore District.

	Pay.		PROPOSITION. Permanent.		Temporary.				Grounds of proposition.	Recommendations of the District Board and orders of Government.
			Increase per month.	Decrease per month.	Increase per month.		Decrease per month.			
	Minimum.	Maximum.	Amount.	Amount.	Period.	Amount.	Period.	Amount.		
	secondary school									
	~	12	–	–						
	~	10	10							
	~	9	9							
	~	7	–							
	~	5	–							
		43	19							
	school									
	~	7		2						
	the school									
	~	7	~	2						
	~	7	7							
	Coin Grant									
	~	12								
	~	10								
	~	54								
	~	8								
	~	77								
	~	12								
	~	5								
	~	6								
		205	7	4						

If has been proposed to convert the school (elementary) at Arantangi into a conversion secondary one and to sanction the additional establishment proposed as recommended by the educational officers. The other changes in the elementary schools are also proposed at the instance of the educational officers.

fice and are correct with the exception of the items altered in red ink."

President, [signature]

[signature]

Deputy Collector

16.11.94.

Statement of Proposition fo

...hment

...nt. | Temporar... | ...per ...onth. | Proposed s...

...ignation.

...the Pattukkottai Taluk Board Tanjore District.

Pay.		PROPOSITION.						Grounds of proposition.	Recommendations of the District Board and orders of Government.
		Permanent.		Temporary.					
		Increase per month.	Decrease per month.	Increase per month.		Decrease per month.			
Minimum.	Maximum.	Amount.	Amount.	Period.	Amount.	Period.	Amount.		
	21-14-								
	8-12-								
	9-00		6-00						
			15-00						
	6-00								
	5-00								
	50-10-		21-00						

The present Compounder is eligible to draw only Rs 9. Hence was no sufficient work for a midwife at this locality. Hence provision has been made in the Budget for 95-96 at this decrease. Recommended by the District Medical & Sanitary Officer.

...and are correct with the exception of the items altered in red ink."

President, Taluk Board

Deputy Collector

Nos 16, 17, 18, 19 & 20

Pattukkottai Taluk Board

Statement of Proposition fo—

Nature of charge.

Order sanctioning present establishment		Office to which the proposition refers.	Present scale.			Proposed scale.			Permanent.		Temporar	
No.	Date.		No.	Designation.	Pay.	No.	Designation.	Pay.	Increase per month. Amount.	Decrease per month. Amount.	Increase per month. Period.	Increase per month. Amount.
G.O. No. 6612.	Dated 29th August 1882.	Pattukkottai Hospital.	1	Civil Apothecary	B.u.P. 65-10-0	1	Civil apothecary	×. B.u.P. 109-6-0	B.u.P. 43-12-0	"	"	"
			2	Compounder	15	2	Compounder	15	"	"	"	"
			3	Midwife	8	3	Midwife	15	7	"	"	"
			4	Lascar	5	4	Lascar	5	"	"	"	"
			5	Cook	5	5	Cook	5	"	"	"	"
			6	Ecly	4	6	Ecly	4	"	"	"	"
				Total	102-10-0		Total	153-6-0	50-12-0	"	"	"

× Promotion increase of from 30th June 1895.

Tanjore 30th October 1894. ~~Office~~ } "certified that the entries in Column of have been compared with registers of

[illegible]

Statement of proposition for revision of Establishment

Orders sanctioning present establishment. No.	Date.	Office to which the proposition refers.	NATURE OF CHARGE. Present scale. No.	Designation.	Pay. Minimum.	Maximum.	Proposed s No.	Designation.
G.O. 5898	28/3/94	Pattukkottai middle school	1	Head master	—	20	1	Head master
			1	2d master	—	15	1	2d master
			1	3d master	—	12	1	3d master
			1	Gymnastic instructor	—	10	1	Gymnastic instructor
			1	Peon	—	5	1	Peon
			5			62	5	

Other schools in Grant

"Certified that the entries in column of "Present Scale" have been compared with registers of this o

23

... to Consolidated Budget Estimate of the District Board of the Tanjore District for 1895–96.

B. Expenditure.

Items	As entered in the Estimate 1895–96.			Now to be altered in Estimate 1895–96.		
	Taluqs	District	Total.	Taluqs	District	Total.
Grant I Public Works.						
(f) Contributions to						
(1) Provincial Funds	1,100	100,000	101,100	"	100,000	100,000.
(3) Municipalities	"	"	"	1,100	"	1,100.

[illegible]

For President

8/

Statement of proposition for revision of Establishment

Orders sanctioning present establishment. No.	Date.	Office to which the proposition refers.	NATURE OF CHARGE. Present scale. No.	Designation.	Pay. Minimum.	Maximum.	Proposed No.	Designation.
G.O. No. 9282 Mis	28 5 84	Elementary School		Arantangi R.R. School		Rs		Arantangi
			1	Headmaster	–	12	1	Headmaster
			1	Teacher	–	7	1	Gymnastic-tructor
			1	Teacher	–	5	1	Assistant
							1	Assistant
							1	Assistant
			3		–	24	5	
				Madukkur R.R. School				Madukkur
			1	Teacher	–	9	1	Teacher
				Seruvaviduthi R.R. School				Seruvavid
			1	Teacher	–	9	1	Teacher
								New sch
							1	Teacher
				Other schools in Grant				Other scho
			1	Teacher	–	12	1	Teacher
			1	Teacher	–	10	1	Teacher
			6	Teachers on Rs 9	–	54	6	Teachers
			1	Teacher on Rs 8	–	8	1	Teachers
			11	Teachers on Rs 7	–	77	11	Teachers
			2	Teachers on Rs 6	–	12	2	Teachers
			1	Teacher	–	5	1	Teacher
			2	Teachers on Rs 3	–	6	2	Teachers
			27		–	202	28	

"Certified that the entries in column of "Present Scale" have been compared with registers of this

22

Statement of proposition for revision of Establish

Orders sanctioning present establishment. No.	Date.	Office to which the proposition refers.	NATURE OF CHARGE. Present scale. No.	Designation.	Pay. Minimum.	Maximum.	Pro No.	Design
G.O. No. 2236 L. Mis and 594	1st October 1888 18th March 93	Arantangi Dispensary	1	Hospital Asst	-	21-14-0	1	Hospital
				Charge allowance	-	8-12-0		Charge al
			1	Compounder	-	15--	1	Compou
			1	Midwife	-	15--		
			1	Lascar	-	6-00	1	Lascar
			1	Toty	-	5-00	1	Toty
			5	Total		71-10-0	4	

"Certified that the entries in column of "Present Scale" have been compared with registers of this

23

... to Consolidated Budget Estimate of the District Board of the Tanjore District for 1895–96.

B. Expenditure.

Items	As entered in the Estimate 1895–96.			Now to be altered in Estimate 1895–96.		
	Fuluqs	District	Total	Fuluqs	District	Total
Grant I Public Works.						
(f) Contributions to						
(1) Provincial Funds	1,100	100,000	101,100	"	100,000	100,000
(3) Municipalities	"	"	"	1,100	"	1,100

[illegible]

For President

8/

Enclosure
In a letter
From
The President
District Board
Tanjore
To
The Chief Secretary to
Government
L. & M. Department
Madras

Dated 22nd January 1895
Rec'd 24th "
Current No 1136/173 of 94

Alteration memo to
Consolidated Budget
Estimate of the Tanjore
District for 1895-96.

Charges.	Actuals, 1893-94.	Budget Estimate, 1894-95.	Revised Estimate, 1894-95.	Budget Estimate, 1895-96.			
				District Fund.	Taluk Funds.	Union Funds.	Total.
	Rs.	Rs.	Rs.	Rs.	Rs.	Rs.	Rs.
GRANT I.							
(a) New Works—							
(1) Communications ..	23175	22560	25930	11800	15180	200	27180
(2) Buildings	8319	5550	8020	1170	2100	"	3270
(3) Mis. Public Improvements.	7134	8070	11160	4570	1110		5680
(b) Repairs—							
(1) Communications ..	178162	143640	164830	105260	50220	1620	157100
(2) Buildings	15447	11570	7010	9110	5390	"	14500
(3) Mis. Public Improvements.	26422	48200	43150	44580	5970	150	50700
(c) Establishment	31712	35300	36310	27570	8850	"	36420
(d) Tools and Plant	1627	2070	2070	2200	850	"	3050
(e) Contingencies	3457	3500	3500	2030	1570	"	3600
(f) Contributions	460521	421100	321070	120000	1100	"	121100
(g) Miscellaneous	"	"	220	"	"	"	"
GRANT II. Total	736369	702010	628250	307930	92370	1970	402270
(a) Inspection	5506	5680	5800	6000	"	"	6000
(b) Training Schools	633	870	630	870	"	"	870
(c) Secondary Schools—							
(1) Salary System	7915	8520	8260	"	9090	"	9090
(2) Salary Result System ..	4301	7370	6660	3100	4230	960	8290
(d) Elementary Schools—							
(1) Salary System	"	"	"	"	"	"	"
(2) Salary Result System ..	29202	35100	34200	870	28200	3570	32770
(e) Grant-in-aid Schools—							
(1) Salary Grants	53	20	20	"	20	"	20
(2) Combined Grants ..	"	"	"	"	"	"	"
(3) Result Grants	15249	15100	14900	"	14900	"	14900
(4) Miscellaneous	489	1300	750	"	750	"	750
(f) Contributions	24	"	"	"	"	"	"
(g) Miscellaneous	542	710	600	"	"	"	"
GRANT III. Total	63941	74570	71820	10840	57190	4470	72500
(a) Hospitals and Dispensaries ..	40852	57630	58490	29080	34470	"	63550
(b) Vaccination	8714	9350	8840	4610	33450	"	61930
(c) Sanitation	30407	34840	33010	"	"	"	9610
(d) Markets	3	10	30	"	8460	2630	35090
(e) Choultries	147983	156350	148160	124980	140	"	140
(f) Bungalows	608	510	520	"	18820	"	143800
(g Contributions	8611	8790	8660	2700	640	"	640
(h) Miscellaneous	6147	5800	5306	2430	5860	"	8290
GRANT IV. Total	249362	272990	264980	168000	240	5560	5800
(a) to (e) Establishments, &c.	24229	24240	258150	788370	67020	32190	267800
(f) Refunds	674	"	24320	15430	16830		269190
(g) ~~Loans~~ Bonus to Peishcar & Sundry ..	2197	2100	1520	"	7040	4330	28300
(h) ~~Miscellaneous~~ Grass amount in favour of D.B. ..	4494	2000	2300	2300	"	"	25760
Miscellaneous Debt Accounts .. Total	31523	28390	4800	4000	"	"	2300
Reserve	2776	10000	31140	21750	7040	4830	4000
		"	20810	2380	8250	"	33470
							32480
Allotment to Taluk Funds ..					25380	"	33630
Allotment to Union Funds ..				6840	"	"	"
				"	1350	"	"
					10920		
Total ..	1169257	1168760	984570	523370	270760	42960	804300
Balance	198437	68000	237290	512840	271780	"	784620
Deduct—			239620	221740	35850	1130	777570
(1) Balance under Union Funds ..	697	340	3950	216320	34830	"	251150
(2) Balance under Endowments	85502	31180	59410	17800	"	1130	18930
(3) Do — Ry. Guarantee Fund ..	73537	13420	120510	78100	24990	"	103090
Net balance available for general purposes	38507	22560	53390	10330	10870	"	21200
			53210	10210	9850		20060

LOCAL AND MUNL. DEPARTMENT.

Papers to be read in Proceedings :—

Current No. 3911 L of 1894 dated 19th Decr. 1894 from the Presd., Distt. Bd., Tanjore.
Current No. 122 L of 1895 dated 16th Jany. 1895 from the Director of Public Instruction
Current No. 244 L of 1895 dated 22nd do 1895 from the Presd. Distt. Bd. Tanjore
Current No. 454 L / 758 L of 1895 dated 12th Feby. / 9th March 1895 from the Surgeon General / Sanitary Commissioner.

ORDER. 15-3-95 No. 1476 L

THE estimated Local Fund receipts and charges of the Tanjore District for 1895-96 as passed by Government are compared below with the budget and revised estimates for 1894-95 and the actuals of 1893-94 :—

	Actuals, 1893-94.	Budget Estimate, 1894-95.	Revised Estimate, 1894-95.	Budget Estimate 1895-96. District Fund.	Taluk Funds.	Union Funds.	Total.
Receipts.	RS.	RS.	RS.	RS.	RS.	RS.	RS.
Balance	247872	191510	198440	~~173930~~ 176260	59370	3990	~~237290~~ 239620
1. Rates and Taxes—							
(a) Cess on Land	358370	396000	435000	259380	155620	"	415000
(b) Tolls	42710	40800	38460	37980	"	"	37980
(c) House Tax	15822	14330	15090	"	"	15840	15840
2. Education—							
(a) School Fees	11534	12490	11690	180	11660	990	12830
(d) Income from Endowments	"	"	"	"	"	"	"
(b) (c) and (e) Other Items	749	1240	2690	"	30	"	30
3. Medical—							
(a) Hospital Receipts	"	"	"	"	"	"	"
(d) Income from Endowments ..	"	"	"	"	"	"	"
(b) (c) and (e) Other Items ..	3916	3560	3700	3550	50	"	3600
4. Interest—							
(a) On Government Securities ..	46831	37500	41500	20690	9150	"	29840
(b) On Arrears of Revenue ..	25	20	140	60	60	"	120
5. Miscellaneous—							
(a) Contributions	6433	700	2380	"	1150	"	1150
(b) Choultry Rents	152604	165850	165060	165000	15310	"	180310
(c) Market Rents	247	600	540	"	720	"	720
(f) Ferry Rents	7862	7670	7860	1850	6060	"	7910
(d) (e) and (g) to (l) Other Items.	35930	33240	34770	5010	27650	2770	35430
6. Public Works	22993	3420	3590	570	1790	"	2360
7. Contributions from Provincial Funds—							
(a) Education	5704	11580	9710	1340	8900	680	10920
(b) ~~General Purposes~~ Choultries	13099	13110	13100	10850	2250	"	13100
(c) ~~Public Works~~ Hospitals & dispensaries	2640	2640	2640	2640	"	"	2640
(d) ~~Choultries~~ Refunds	"	"	39000	38000	"	"	38000
(e) Mayavaram Muttupet Railway	"	36500	~~36500~~	~~36500~~	"	"	~~36500~~
9 8. Miscellaneous Debt Accounts ..	~~67~~ 7580	"	"	"	6840	"	"
10 9. (1) Allotment from the District Fund.	"	"	"	1350	"	19820	"
(2) Allotment from the Taluk Funds	4814	4000	4000	4450	"	"	4450
11 Provident Fund deductions	320000	200000	200000	"	"	"	"
12 Withdrawal from unexpected in favour of Railway Guarantee Fund	19	"	"	"	"	"	"
8. Contribn. from Spl. Funds							
Total ..	1307694 ~~1300181~~	1176760	1229360 ~~1226860~~ 9360	729160 ~~725330~~	306610	44090	1051850 ~~1048020~~ 237240
	1059821	985250	1028420 36920	557460	247240	40100	810730

Revised Estimate for 1894-95

2. The current receipts and charges are now estimated at Rs. 10,28,420 and Rs. 9,89,[illegible] respectively against Rs. 9,85,250 and Rs. 11,08,7[illegible] anticipated in the sanctioned budget. The increase in the receipts occurs chiefly under landcess and interest on Government securities, while the decrease in the charges appears under Grants I, II and III, Miscellaneous debt Accounts and Reserve. The amount taken credit for as the net profit of the Mayavaram-Muttupet Railway will be raised from Rs. 36,500 to Rs. 39,000 with reference to G. O. dated 10th January 1895, No. 16 Financial recorded in G. O. dated 29th January 1895, No. 183 L. Under contribution to Provincial services for Sanitary inspection the current year's budget provision of Rs 2870 and not the actuals of 1893-94 amounting to Rs. 2,700, ~~provision of Rs. 2,870~~ should have been repeated. The balance to be carried forward to the ensuing year's budget will be Rs. 2,39,620

distributed among the several funds as shown below:—

	Rs.
Union funds	3,990.
Endowment do	59,410.
Railway Guarantee fund	1,23,010.
General funds	53,210.
Total	2,39,620.

Budget Estimate for 1895-96.

3. Receipts. The receipts for the next year are placed at Rs. 8,10,780 against the revised estimate of Rs. 10,30,920, the decrease occurring chiefly under landcess and withdrawal from investments in favor of the Railway Guarantee fund. With reference to para. 2 of the Director's letter read above, it is observed that, under chapter VII. article 2 of the Revised Grant-in-Aid code, the Mannargudi Taluk Board is entitled to Rs. 1,000, being a third of the estimated cost of Rs. 3,000 of a new building for the secondary school at Sivutturaippundi. The attention of the Taluk Boards concerned will be drawn

* as the net profit of the Mayavaram-Muttupet Railway will be raised from Rs 36,500 to Rs 38,000 with reference to G.O. dated 10th January 1895 No 167 Financial, recorded in G.O. dated 29th January 1895 No 183 L.

drawn to the Director's remark in para of his letter. The amount taken credit f

4. (1) Charges. The probable charges are down at Rs. 8,09,300 against Rs. 9,89,740 the revised estimate, the decrease which occurs under Grant I being partly counter-balanced by increases under the other grants and Reserve.

(2) Grant I. No expenditure should be incurred on any of the new works provided for in the budget until their plans and estimates have been sanctioned by competent authority. With reference to para. 3(iii) of the Director's letter it is observed that a sum of Rs. 600 has been provided for the construction of school houses by the Tanjore and Kumbakonam Taluk Boards. The continuance for another year of the survey and toll-gate establishments, referred to in paras. 19 and 20 of the President's letter is sanctioned. The contribution to the Public Works Deptt. for the scrutiny of the Local Fund plans

and

and estimates will be reduced from Rs. 290 to Rs. 210, with reference to G.O. dated 12th December 1894. No. 2582 L. A sum of Rs. 89,000 instead of Rs. 1,00,000 will be provided as contribution to Provincial funds towards the construction of the Mayaveram Mutthupet Railway in accordance with G.O. dated 15th December 1894. No. 1106 Financial recorded in G.O. dated 11th January 1895. No. 29 L.

(3) Grant II. The additions to and alterations in the educational establishments proposed in paras. 22 to 26 of the Presidents' letter are sanctioned. The ~~allotments for the sessional and Board schools will be raised by Rs 290 and Rs 200 respectively with reference to~~ suggestions in clauses (i) and (ii) of para. 3 of the Directors' letter will be referred to the District & Manvagudi ~~this suggestions~~ in clauses (iii) and (iv) of the same para. ~~will be referred~~ to the Taluk Boards for consideration. Taluk Boards respectively, and those

(4) Grant III The provision for hospitals and dispensaries will be raised by Rs. 1,620 as recommended in paras. 1 and the Surgeon-General's letter head above should be remembered however that G.O. dated 24th January 1895. No. 154 L. compensation of Rs. 5 per mensem is maximum that can be allowed to each hospital assistant and that such compensation need be granted only to hospital assistants who are Government servants. The revision of the Medical and Chultry establishments proposed in paras. 28 to 31.a of the Presidents' letter is sanctioned ~~and~~ but the Presidents' attention is drawn to the Surgeon-General's remarks regarding the ~~designation of~~ former in para. 2 of his letter. ~~The attention of the Taluk Boards will be~~ ~~The allotments for vaccination and~~ ~~drawn to~~ The remarks of the Sanitary ~~sanitation will be passed subject to~~ Commissioner in para. 1 of his letter will ~~the remarks of the Sanitary Commissioner~~ be referred to the Local Boards ~~which should be expedited~~. Under contribution to Provincial services for Sanitary inspection the actuals of 1893-94 amounting to Rs. 2,700 and not the

current year's budget provision of Rs. 2870 should have been repeated and the provision of Rs. 60 made for cutlers' establishment will be struck out with reference to G. O. dated 18th January 1895, No. 97 L.

(5) Grant IV. The contribution for controlling establishments at the Presidency should be Rs. 6,730 and not Rs. 6,770. The increase ~~of~~ in the pay ~~to~~ of the head clerk of the District Board's office and the revision of the Mannargudi and Pattukkottai Taluk Board's office establishments, proposed in paras. 32 and 33 of the President's letter, are sanctioned.

5. Balance. The budget as revised by Government closes with a balance of Rs. ~~2,51,790~~ 252780, of which Rs. 1,130 appertain to Unions, Rs. 42,780 to endowed institutions and Rs. 1,88,310 to the Railway Guarantee fund, leaving Rs. ~~19,570~~ 20090 or 4 per cent of the receipts available for general

general purposes.

VR 26/2/95

Mr 3/95

118

60

14/3/95

Proof Mr 29/3/95

To

The President, Distt. Bd. Tanjore.
" Collector of Tanjore.
" Chairmen, Munl. Councils, in the Tanjore Distt.
" Accountant General.
" Surgeon-General.
" Sanitary Commissioner.
" Director of Public Instruction.
" Financial Deptt.
" Public Works Deptt.
" " " (Railway Branch)
" Sanitary Engineer.
Editors' Table.

Desp'd 6/6.

GOVERNMENT OF MADRAS.

LOCAL AND MUNICIPAL DEPARTMENT.

Read—the following papers:—

From J. THOMSON, Esq., President, District Board, Tanjore, to the Chief Secretary to Government, dated Vallam, 19th December 1894, Current No. 1136-D.B.

I have the honour to submit the consolidated revised estimate for 1894–95 and the budget estimate for 1895–96, of receipts and charges of the local funds of the Tanjore district, together with the prescribed statements as per list enclosed.

2. The estimates were placed before and approved of by the district board at a meeting held on the 12th instant—*vide* copy of resolution enclosed.

3. *Revised estimate for* 1894–95.—The subjoined statement shows the estimated receipts and charges for 1894–95:—

—	District board.	Tanjore taluk board.	Kumbakónam taluk board.	Negapatam taluk board.	Mannárgudi taluk board.	Pattukkóttai taluk board.	Total taluk boards.	Grand Total.
	Rs.	Rs.	Rs.	Rs.	Rs.	Rs.	Rs.	Rs.
Balance on 1st April 1894.	1,28,570	29,020	9,130	16,570	10,960	3,890	69,870	1,98,440
Receipts	7,60,620	57,340	87,170	65,020	40,610	17,660	2,67,800	10,28,420
Total ..	8,89,190	86,360	96,600	81,590	51,570	21,550	3,37,670	12,26,860
Expenditure including reserve, &c.	7,13,960	60,250	80,260	74,810	40,860	19,430	2,75,610	9,89,570
Balance ..	1,75,230	26,110	16,340	6,780	10,710	2,120	62,060	2,37,290

As compared with the sanctioned budget of 1894–95, the revised estimate stands as under:—

—	As per budget for 1894–95.	As per revised estimate.	Difference.
	Rs	Rs.	Rs.
Opening balance	1,91,510	1,98,440	+ 6,930
Receipts	9,85,250	10,28,420	+ 43,170
Total ..	11,76,760	12,26,860	+ 50,100
Expenditure	11,08,760	9,89,570	− 1,19,190
Balance ..	68,000	2,37,290	+ 1,69,290

4. The revised estimate of receipts shows a net increase of Rs. 43,170 over the budget estimate, the item chiefly contributing to this increase being "cess on land." The decreased expenditure arises from only Rs. 3,19,960 being credited from the Railway Guarantee fund under orders of the Accountant-General as against the provision made of Rs. 4,20,000. These and other variations under receipts and charges are fully explained in the remarks column of Statement No. IX.

5. *Budget Estimate for* 1895–96.—The year is expected to open with a balance of Rs. 2,37,290. Adding to this Rs. 8,10,730, the estimated receipts of the year, the total assets amount to Rs. 10,48,020. Deducting Rs. 8,09,300, the amount proposed to be spent, the year is expected to close with a balance of Rs. 2,38,720. Of this sum, Rs. 1,73,310 belongs to the Railway Guarantee fund, Rs. 22,330 to the general fund, and Rs. 43,080 to the endowment fund, the distribution between the district and taluk boards being as shown in the margin.

	Endowment fund.	General funds.
	Rs.	Rs.
District board ..	18,100	10,330
Taluk boards ..	24,980	12,000
Total ..	43,080	22,330

The subjoined statement shows in one view the estimated figures of the year under district and taluk boards. With reference to G.O , No. 287 L., dated 12th February 1891, the balances under general funds for all boards are taken at 5 per cent. of the receipts, transferring the remainder to the head of "reserve" :—

Statement showing the gross receipts and charges of Local funds in the district of Tanjore for 1895–96.

—	District board.		Tanjore taluk board.		Kumbakónam taluk board.		Negapatam taluk board.		Mannárgudi taluk board.		Pattukkóttai taluk board.		Total taluk boards.		Consolidated.			
	Railway Guarantee fund.	Endowment fund.	General fund.	Endowment fund.	General fund.	Endowment fund.	General fund.	Endowment fund.	General fund.	Endowment fund.	General fund.	Endowment fund.	General fund.	Endowment fund.	Railway Guarantee fund.	Endowment fund.	General fund	Total.
	1	2	3	4	5	6	7	8	9	10	11	12	13	14	15	16	17	18	19	20
	Rs.	Rs.	Rs.	Rs.	Rs.	Rs.	Rs.	Rs.	Rs.	Rs.	Rs.	Rs.	Rs.	Rs.	Rs.	Rs.	Rs.	Rs.	Rs.	Rs.
Opening balance ..	1,20,510	30,510	22,910	17,890	7,770	4,660	11,190	—170	7,280	5,460	3,300	1,060	28,900	34,460	1,20,510	63,360	1,20,510	59,410	57,370	2,37,290
Receipts	1,52,890	1,91,990	2,06,610	22,270	33,590	1,870	82,130	1,290	65,280	1,230	19,080	840	27,500	2,40,020	1,52,890	2,67,520	1,52,890	2,19,490	4,38,440	8,10,730
Total ..	2,73,310	2,22,500	2,29,520	40,160	41,360	6,530	93,320	1,120	72,560	6,690	22,380	1,900	56,400	2,74,480	3,30,880	2,67,170	2,73,310	2,78,900	4,95,810	10,48,020
Grant I	1,00,000	54,010	1,53,920	3,230	12,670	350	33,180	10	25,380	100	400	..	4,090	90,250	94,340	1,00,000	..	58,100	2,44,170	4,02,270
„ II	..	3,970	6,870	2,280	8,920	..	16,090	..	19,210	..	7,380	..	2,280	59,380	61,660	..	..	6,250	66,250	72,500
„ III	..	1,50,490	17,510	21,269	10,320	1,700	25,680	1,210	16,520	760	7,610	350	25,280	74,520	99,800	..	..	1,75,770	92,030	2,67,800
„ IV	..	..	17,730	..	2,510	..	8,090	..	2,280	..	1,360	..	..	11,370	11,370	..	..	..	29,100	29,100
Total ..	1,00,000	2,08,470	1,96,030	26,770	34,420	2,050	78,040	1,220	63,390	860	20,800	750	31,650	2,35,520	2,67,170	1,00,000	2,40,120	4,31,550	7,71,670	
Reserve	..	..	8,250	..	4,970	..	10,850	..	5,320	..	540	..	25,380	25,380	25,380	..	..	33,630	33,630	
Contribution from endowment to general fund.	..	— 4,070	+ 4,070	..	..	..	..	—230	+ 230	..	..	..	— 230	+ 230	..	..	— 4,300	+ 4,300	..	
Allotment to taluk and district funds.	..	..	6,840	..	290	..	320	..	360	..	90	..	1,350	1,350	1,350	..	..	..	..	
Provident fund investment.	..	..	4,000	..	..	..	..	..	..	..	..	..	..	..	..	..	..	4,000	4,000	
Grand Total ..	1,00,000	2,04,400	2,19,190	26,770	39,680	2,050	89,210	990	69,300	860	21,430	750	31,420	2,62,480	2,93,900	1,00,000	2,35,820	4,73,480	8,09,300	
Balance ..	1,73,310	18,100	10,330	13,390	1,680	4,480	4,110	130	3,260	5,830	2,000	1,150	950	24,980	12,000	36,980	1,73,310	43,080	22,330	2,38,720

6. (1) *Rates and Taxes.*—The revised estimate for 1894–95 stands at Rs. 20,000 in excess of that for the following year owing to the large arrears that had to be collected; the figure adopted for 1895–96 is based on the land revenue collections estimated for the Provincial budget—

	Budget for 1894–95.	Revised estimate for 1894–95.	Budget for 1895–96.
	RS.	RS.	RS.
Nine pies	2,97,000	3,26,240	3,11,240
Three pies	99,000	1,08,760	1,03,760
Total ..	3,96,000	4,35,000	4,15,000

7. *Tolls*—(1) *Tolls under Act V of* 1884.—The revised estimate figure Rs. 10,390 is adopted. No new tolls are proposed and no variation of moment in the income of the existing tolls is looked for.

(2) *Contribution from Municipalities.*—Credit is taken for Rs. 27,590, the amount advised by the five municipalities. The Taluk Board, Kumbakónam, entered Rs. 2,000 as income from tolls under this head on the ground that the roads solely maintained at the cost of the taluk board enter the Kumbakónam and Máyavaram municipalities, and on the principle adopted by the district board with regard to the appropriation of ferry rents by the district and taluk boards (*vide* paragraph 20 of the Local Fund Administration report for 1892–93). Such contributions have hitherto been receipts only of the district board, and contributions of a general nature must be paid to the district board under clause 3 of section 16 of the Local Fund rules. District board roads also enter these municipalities and the district board declines to allow the taluk board's claim.

8. *House-tax.*—The variation is chiefly due to the proposed introduction of house-tax in the Erucattangiri and Olugumangalam villages to be included in the Tranquebar union which is expected to yield Rs. 1,150 and to the revision of assessments in certain unions under the Negapatam and Mannárgudi taluk boards. The above-named two villages near Tranquebar were hitherto nominally included in the union for purposes of sanitation. Government will be addressed separately regarding their full inclusion in the union. Proposals have been made by the Pattukkóttai taluk board to form Arantángi and surrounding villages into a union, but the scheme is not yet matured.

	RS.
1894–95	14,330
1895–96	15,840

9. *Education*—(*a*) *School Fees.*—The figures given by the educational officers are adopted. Under the taluk boards increased collections are expected in the Tirutturaippúndi and Arantángi salary-results schools.

	1894–95.	1895–96.
	RS.	RS.
District board ..	200	180
Taluk boards ..	12,290	12,650

10. *Interest on Government Securities.*—The decrease of Rs. 5,140 under Railway Guarantee fund represents the interest on Rs. 3,42,000 (Rs. 5,42,000 the total amount of investments on the 31st March 1894 *minus* Rs. 2,00,000 proposed to be withdrawn during the current year) calculated at 4 per cent. for the first four months and at $3\frac{1}{2}$ per cent. for the rest of the year, as the investments have been tendered for conversion to the $3\frac{1}{2}$ per cent. with effect from 1st August 1895. The same explanation applies to the marginally-noted decrease under endowment funds, district and taluk boards.

	RS.
1894–95	17,680
1895–96	12,540

	1894–95.	1895–96.
	RS.	RS.
District board ..	9,380	8,150
Taluk boards ..	10,080	9,150

11. *Market Rents.*—The increase is due to the proposed levy of fees in the two markets at Seruvaviduthi and Adirámpatnam to be opened during 1895–96, for which proposals will be submitted separately.

	RS.
1894–95	600
1895–96	720

12. *Fishery Rents.*—The increase under this item is chiefly expected in the Tanjore taluk.

	RS.
1894–95	15,430
1895–96	16,360

13. *Contribution from Provincial Funds for Education.*—The increase under the district board is due to expected grants on behalf of the Rajamadam Middle school where a third form is proposed to be opened; and the decrease under the taluk boards chiefly to the loss of income from the Kudavasal Middle school which has been abandoned by the taluk board.

	1894–95.	1895–96.
	RS.	RS.
District board ..	1,100	1,340
Taluk boards ..	8,760	8,190

14. *Earnings from the Máyavaram-Muttupet Railway.*—Rs. 36,500, the figure of the current year, is repeated—*vide* G.O., No. 2311 L., Mis., dated 10th November 1894, communicating G.O., No. 545 R., dated 12th October 1894.

15. *Allotment from Taluk Funds.*—With reference to paragraph 21 of the budget for 1894–95, embodied in G.O., No. 589 L., dated 28th March 1894, a sum of Rs. 1,350 as due from taluk board and local fund public works servants is proposed to be recovered on account of 1893–94 from the taluk boards as per margin.

	RS.
Tanjore taluk board	290
Kumbakónam taluk board ..	320
Negapatam do. ..	360
Mannárgudi do. ..	290
Pattukkóttai do. ..	90
Total ..	1,350

16. *Contribution on account of Provident Fund.*—Credit is taken for Rs. 4,453 including the amount of bonus to be adjusted for 1893–94 on behalf of the chattram servants to whom the benefit of the provident rules was extended during the current year—*vide* G.O., No. 1686 L., Mis., dated 4th September 1894.

	RS.
1894–95	4,000
1895–96	4,450

EXPENDITURE.

17. *New Works—Communications.*—No new works of importance can be undertaken.

17-*a*. *Repairs—Communications by Local Fund Department.*—With reference to paragraph 27 of the current year's budget, the Local Fund engineer recently brought to notice the bad condition of the metalled portion of road No. 35 owing to the reduced grant of Rs. 135 per mile and preposed enhancing it to Rs. 500. The district board has accordingly raised this grant.

18. *Repairs—Communications by Public Works Department.*—The provision of Rs. 4,450 is made at the request of the Executive Engineer, Negapatam division, as a moiety of the cost of maintenance of the Védáranniyam Canal.

19. *Repairs—Miscellaneous Public Improvements.*—A provision of Rs. 17,200 is made for the fieldwar survey of chattram villages referred to in paragraph 28 of the current year's budget—Rs. 10,000 to complete the purchase of stones and Rs. 7,200 for the survey of their area of 120 square miles at Rs. 60 per mile. The taluk boards, Kumbakónam and Negapatam, have provided Rs. 550 each for the continuance of the survey establishments sanctioned in the current year's budget to prepare plans of the streets in unions and large villages, and Rs. 400 has been allotted by the former board for the purchase of the requisite survey stones, instruments, &c.

20. (*b*) *Establishment—Tolls and Ferries.*—A sum of Rs. 580 is provided for the continuance of the establishment sanctioned in G.O., No. 1196 L., Mis., dated 29th June 1894, for the two toll-gates at Tiruválúr, as they will probably still have to be worked departmentally.

21. *Contribution to Provincial Funds.*—A sum of Rs. 1,00,000 is provided as contribution to Government on account of the construction of the Máyavaram-Muttupet Railway, being the balance due after the adjustment in the current year of 3·19 lakhs out of 4·19 lakhs referred to in paragraph 82 of the administration report for 1893–94 embodied in G.O., No. 1934 L., dated 2nd October 1894.

	Rs.
3 masters on Rs. 20 for 3 months ..	180
15 stipends on Rs. 5 for 3 months for 3 schools	675
Contingencies for 3 schools at Rs. 5 ..	15
Total ..	870

22. *Grant II, Education—Sessional Schools.*—Provision is made for the continuance of the three sessional schools working in the current year at a cost of Rs. 870.

23. *Secondary Schools—Salary System.*—Provision is made by the taluk boards for increasing the pay of the fourth master of the Tiruválúr High school from Rs. 35 to Rs. 45 per mensem, and that of the second pandit of the Tiruvádi Sanskrit High school from Rs. 25 to Rs. 30.

	Rs.
1894–95	7,440
1895–96	7,660

24. *Salary-result System—Salaries of Masters.*—The increase under the district board is due to the proposed entertainment of a teacher on Rs. 20 for the third form to be newly opened in the Rajamadam Middle school and to the increase of its gymnastic instructor's pay from Rs. 7 to Rs. 10–8–0 per mensem, while the variation under the taluk boards follows on (1) the inclusion under this head of the salaries of the masters of the Arantanghi salary results school in addition to a provision of Rs. 230 for increasing the salaries of the masters of the said school rendered necessary by its being raised to a middle school; (2) the absence of any provision for the Kudavasal Middle school which has been abandoned; and (3) the raising of the salaries of certain teachers of the Pattukkóttai and Tirutturaippúndi Middle schools.

	1894–95.	1895–96.
District board ..	1,610	1,890
Taluk boards ..	2,980	3,240

25. *Clerks and Servants.*—The decrease of Rs. 30 under the taluk boards follows on the abolition of the Kudavasal Middle school and an increase of Rs. 12 per annum in the pay of the peon of the Tirutturaippúndi Middle school.

	Rs.
1894–95	210
1895–96	180

26. *Elementary Schools.*—In her No. 7624, dated 23rd December 1893, the Inspectress of Girls' Schools recommended the adoption of a lower scale of salary as per margin to the teachers of the Nidamangalam Girls' school under the district board, the present scale being considered high. Her recommendation has accordingly been adopted. Proposition statements for the above changes as well as for other variations under this head under the district and taluk boards are submitted as per separate list.

	Rs.
Head mistress	20
Second do.	15
Third teacher	10
Fourth mistress	7

27. *Purchase of Books.*—No provision is made as the district board has recently resolved to abolish the Book Depôt with effect from the 1st April next on the ground that the outside market affords ample opportunities for purchase.

28. *Grant III, Hospitals and Dispensaries.*—The increase under the head "Medical subordinates" in the district and taluk boards and that under clerks and servants in the district board is due to the Medical officers and compounders in the several institutions reaching higher grades in 1895–96. Provision is also made for the entertainment of the following additional hands for the Rajah-Mirasidar hospital at Tanjore to cope with the increasing work (*vide* copy of remarks of the Surgeon-General submitted with my No. 228, dated 14th December 1894) and for the training of a female apothecary at Madras on Rs. 20 per mensem.

	District board.	Taluk boards.
Medical Subordinates.		
1894–95	3,320	12,180
1895–96	4,420	12,990
Clerks and Servants.		
1894–95	3,740	6,320
1895–96	4,160	6,280

	Rs.
A second civil apothecary	50 per mensem.
A matron	50 ,,
A native nurse	15 ,,
1 male and 1 female ward attendants on Rs. 7 each ..	14 ,,
1 waterwoman	6 ,,
	Rs. 135 × 12
	or Rs. 1,620 per annum.

29. *Midwives.*—The increase is due to the proposed raising of the pay of five midwives under the Kumbakónam and Pattukkóttai taluk boards, and to the entertainment of a midwife at Tirukkattuppalli under the Tanjore Board. The services of the one at Arantanghi are proposed to be dispensed with for want of sufficient work.

	Rs.
Taluk Board.	
1894–95	2,380
1895–96	2,700

30. *Medical School.*—On the recommendation of the District Surgeon, provision has been made for the entertainment of the marginally-noted hands.

	Per mensem. Rs.
Medical School.	
(1) Demonstrator to teach practical Anatomy. The second civil apothecary is intended partly for this work	25
(2) Increase of Rs. 2 per mensem to the pay of the sweeper for looking after the preparation of specimens and attending generally to the dissecting room	2

31. *Choultries—Establishment.*—The system of management of the chattrams—feeding and landed property—introduced in 1890 has not worked as was hoped. It is not believed that any improvement has been effected in the control of the food distribution, and the management of the villages and collections has retrogaded, if one may judge from the increasing arrears, disputes with tenants and defalcations of agents. The Deputy Collectors in direct charge have accordingly made proposals which have for them main features (1) the amalgamation of the two branches with consequent general utilization of all servants, (2) a Tahsildar with an establishment for each of the two ranges and the introduction, as far as is necessary, of the Government system of village accounts of cultivation and collection, and (3) the revision of the staff of revenue inspectors and village officers and of chattram and other servants. The details and reasons will be found in the proposition statements. With this establishment properly selected—for, the endowment fund has suffered much from incompetent hands—and the early introduction of a survey, it is probable that the income will increase and misconduct be diminished.

	District board. Rs.	Taluk boards. Rs.
1894–95	29,450	3,060
1895–96	26,440	3,120
Total ..	— 3,010	+ 60

The re-organization brings out a net decrease of Rs. 3,010.

	Rs.
Entertainment of two gardeners on Rs. 4 each per mensem	+ 8
One sweeper and one toty on Re. 1 each per mensem	+ 2
Total ..	+ 10
Abolition of the post of monigar ..	— 6
Total ..	+ 4

31-*a*.—The increased expenditure under the taluk boards is due to the appointment of a sweeper on Re. 1 per mensem for the Ethiswaram mutt under the Negapatam taluk board and to the marginal changes in the establishment of the Kalliyanamahal chattram under the Tanjore taluk board.

32. *Grant IV, Establishment in the District Board's Office.*—It is proposed to increase the pay of the head clerk from Rs. 70 to Rs. 80 including pensionary contribution. The pay of this appointment was fixed by the board at Rs. 80 in 1886—*vide* paragraph 7 of G.O., No. 941 L.F., Financial, dated 9th August 1886, but on the ground that it had only recently been raised to Rs. 70, the former sum was not sanctioned. It has accordingly stood at Rs. 70 for the last eight years, but the work has so considerably increased that the board considers the present occupant of the office—a graduate four years in their service—may be advanced to Rs. 80. It may also be observed that from G.O., dated 31st May 1892, No. 1289 L., in point of work this district has been treated as the heaviest in the Presidency and the pay of the audit head clerk in the Treasury—a Government servant—has been raised from Rs. 50 to Rs. 75. The office of head clerk is not less responsible nor weighty.

	Rs.
1894–95	2,070
1895–96	2,190

	Rs.
Increase of pay of the head clerk from Rs. 20 to Rs. 25	+ 5
A second clerk on Rs. 10	+ 10
Peon from Rs. 5 to Rs. 6	+ 1
Total ..	+ 16
The attender's appointment on Rs. 8 to be abolished	— 8
Total ..	+ 8

Rs. 8 × 12 or 96 or Rs. 190 in round numbers per annum for the two Taluk Boards.

33. *Establishment in the Taluk Boards' Offices.*—The increase of Rs. 190 is due to the marginally-noted changes in each of the Mannárgudi and Pattukkóttai taluk board offices. Owing to the heaviness of work in the taluk boards, the district board thinks that the increase should be sanctioned, though it involves an excess over the maximum grant of Rs. 33 sanctioned in G.O., No. 1091 L.F., dated 6th September 1886, for taluk board offices.

Union.	—	Present scale.	Proposed scale.
		Rs.	Rs.
Nídámangalam ..	1 karnam ..	8	10
	1 peon ..	4	..
Tirutturaippúndi ..	1 karnam ..	9	10
	1 peon ..	5	..
Muttupet	1 karnam ..	8	10
	1 peon ..	4	..
Védáranniyam ..	1 karnam ..	9	10
	1 peon ..	4	..
Tranquebar ..	1 karnam ..	7	10

34. The Kumbakónam and the Mannárgudi taluk boards have made the marginally-noted changes in the union establishments. These proposals are within the maximum rate sanctioned in G.O., No. 1091 L.F., dated 6th September 1886.

35. *Subscription to Periodicals.*—Provision is made for the purchase of the periodicals named below :—

District Board.

(1) The Fort St. George Gazette.
(2) The Madras Journal of Education.
(3) Brathwait's Retrospect of Medicines.
(4) The Lancet.
(5) The Indian Medical Gazette.

(6) The Tanjore District Gazette, 15 copies—
1 for the District Board office.
11 for the Inspecting schoolmasters.
2 for Chattram Tahsildars.
1 for the Local Fund Engineer's office.
(7) Lawrence Asylum Press Almanac.
(8) Civil Account Code, 2 copies—
1 to the District Surgeon.
1 to the Local Fund Engineer.

Tanjore Taluk Board.

(1) Madras Journal of Education.
(2) District Gazette.
(3) Vivekachintamony.

Kumbakónam Taluk Board.

(1) Journal of Edueation.

Negapatam Taluk Board.

(1) Educational Calendar.
(2) Journal of Education.
(3) Vivekachintamony.

Mannárgudi Taluk Board.

(1) Journal of Education.
(2) Vivakachintamony.

Pattukottai Taluk Board.

(1) The Journal of Education.

36. *Investment in favour of Provident Fund.*—A sum of Rs. 4,000 is proposed to be invested in Government securities in favour of the Provident Fund.

Negapatam.

Rs. 2,380, contribution towards metalling the Nannilam Railway feeder road.
Rs. 960, contribution for road No. 35 within the Tiruvalúr Union, road from Koradacheri to Vettar head Tiruvalúr feeder road, &c.

Mannárgudi.

Rs. 1,000, contribution towards the improvement to the Letchmangudi village road.

Pattukkottai.

Rs. 2,500 to make good the deficit reserve and balance of the taluk board.

37. *Allotment to Taluk Funds.*—A sum of Rs. 6,840 is proposed to be allotted to the taluk boards as per margin for the purposes noted against each.

38. Proposition statements for the changes referred to in paragraphs 20, 22, 23, 24, 25, 26, 28, 29, 30, 31, 32 and 33 are enclosed.

From the Hon'ble Mr. D. DUNCAN, M.A., D. Sc., Director of Public Instruction, to the Chief Secretary to Government, dated Madras, 16th January 1895, No. 337.

I have the honour to submit the following remarks on the educational portion of the District Board budget, Tanjore, for 1895–96.

2. *Receipts.*—Credit has been taken for Rs. 1,000 under building grants for the Mannárgudi taluk board. The figure may be reduced to Rs. 300. It is presumed that the building grants, for which credit is taken, are intended for upper primary or lower secondary schools.

3. *Charges.*—(i) The district board has made provision for the working of three sessional schools. Owing to the large number of unpassed teachers in the district, I would recommend that the allotment be increased to Rs. 1,160, * so that one more school may be worked.

	Rs.
* Four masters at Rs. 20 for three months each	240
Fifteen stipends on Rs. 5 for three months for four schools	900
Contingencies for four schools at Rs. 5 each	20
Total	1,160

(ii) The provision made for the opening of Pariah and Muhammadan schools by the several taluk boards meets with my approval.

(iii) It is not known whether the board school proposed to be opened at Manigramam in the Shiyali taluk is intended for backward classes. If so, the provision made for it may stand. I would strongly recommend that board schools should not be opened in places where results schools are at work or are likely to be opened as trained teachers become available.

(iv) The proposal to pay results stipends at 75 per cent. of the maximum rates is approved, but as regards schools intended for backward classes, I would recommend that the stipends be paid at the maximum rates. This concession is necessary for some time to come.

(v) The Mannárgudi taluk board has made no provision for the supply of furniture. It is recommended that a lump sum of Rs. 200 be allotted for the purpose.

(vi) It is not known whether the taluk boards have allotted any sum under Grant I for the construction of school sheds for elementary salary results schools. If not, I would recommend that a lump sum of Rs. 1,000 be entered for the purpose.

From J. THOMSON, Esq., President, District Board, Tanjore, to the Chief Secretary to Government, dated Tanjore, 22nd January 1895, Current No. 1136-D.B.

In continuation of my No. 1136, dated 19th December 1894, I have the honour to submit herewith the proposition statements referred to in the margin as well as an alteration memorandum for budget statement No. I-B.

Elementary schools, Negapatam and Nannilam taluks—

(1) Muttam.
(2) Kudavasal.
(3) Karunganni.
(4) Nannilam.
(5) Sarabojirajapuram.
(6) Kadalangudi.
(7) Survey establishment referred to in the remarks column of Statement No. 21 shown in the list of statements submitted with the budget.

From Surgeon-Major-General C. SIBTHORPE, F.R.C.P.I., Surgeon-General with the Government of Madras, to the Chief Secretary to Government, dated Madras, 12th February 1895, No. 133.

With reference to Grant III of the budget estimate of Tanjore district board for the year 1895–96, I have the honour to state that no provision having been made for compensation in lieu of quarters to the medical subordinates a sum of Rs. 1,320 should now be provided.

2. I approve of the provision for the additional staff proposed by the district board for the Raja Mirasidar's hospital, though in my opinion such staff is quite inadequate for the requirements of this large hospital. In the case of the nurse the designation appears to be an incorrect one; it may therefore be changed to "midwife." As regards the apothecary the appointment is too important to be held by a junior and inexperienced man on Rs. 50 per mensem who will have to be constantly changed. Necessary provision should therefore be made in the budget for a higher grade of apothecary on Rs. 75 per mensem, especially as the board cannot advance the plea of impecuniosity.

From Surgeon-Lieut.-Colonel W. G. KING, M.B., C.M., D.P.H., Acting Sanitary Commissioner for Madras, to the Chief Secretary to Government, dated Tirupati, 9th March 1895, No. 473-S.

With reference to the budget estimate of the Tanjore district board for 1895–96, I have the honour to state that the provision therein made for vaccination is sufficient, and calls for no remarks. For sanitation Rs. 35,090 are allotted against Rs. 34,540 entered in the current year's budget. The proposed expenditure is 4·3 per cent. of the estimated receipts. The district is notorious for the presence of dysentery and diarrhœa, and of cholera to an extent to render it probable that it is really endemic. There is, as might be expected, with such conditions, vast room for improvement of existing water supplies, and I can see no reason why, with the existence of such apparent danger to human life, this board should consider that in allotting the trivial sum of Rs. 4,130 to be scattered over the whole of the numerous villages in the district their duty is fulfilled in this respect towards the sanitary wants of the people. As showing the lukewarmness with which sanitary advance is regarded, I would point to the fact that the board has sanctioned a considerably larger sum for "lighting charges" of the villages. I would advise that the allotment for sanitation be raised by the district board in consultation with the District Sanitary officer to the extent of double the present percentage upon the total income.

2. Under Grant I, a sum of Rs. 3,580 is set apart for the construction and repair of tanks and wells.

ORDER—dated 15th March 1895, No. 496 L., Local and Municipal.

The estimated Local Fund receipts and charges of the Tanjore district for 1895–96, as passed by Government, are compared below with the budget and revised estimates for 1894–95 and the actuals of 1893–94:—

	Actuals, 1893–94.	Budget estimate, 1894–95.	Revised estimate, 1894–95.	Budget estimate, 1895–96.			
				District fund.	Taluk funds.	Union funds.	Total.
Receipts.	Rs.	Rs.	Rs.	Rs.	Rs.	Rs.	Rs.
Balance	2,47,873	1,91,510	1,98,440	1,76,260	59,370	3,990	2,39,620
Rates and Taxes—							
Cess on Land	3,58,370	3,96,000	4,35,000	2,59,380	1,55,620	..	4,15,000
Tolls	42,709	40,800	38,460	37,980	..	..	37,980
House Tax	15,822	14,330	15,090	..	..	15,840	15,840
Education—							
School Fees	11,534	12,490	11,690	180	11,660	990	12,830
Other items	749	1,240	2,690	..	30	..	30
Medical—							
Other items	3,916	3,560	3,700	3,550	50	..	3,600
Interest—							
On Government Securities	46,831	37,500	41,500	20,690	9,150	..	29,840
On Arrears of Revenue	25	20	140	60	60	..	120
Miscellaneous—							
Contributions	6,433	700	2,380	..	1,150	..	1,150
Choultry Rents	1,52,604	1,65,850	1,65,060	1,65,000	15,310	..	1,80,310
Market Rents	247	600	540	..	720	..	720
Ferry Rents	7,802	7,670	7,860	1,850	6,060	..	7,910
Other items	35,928	33,240	34,770	5,010	27,650	2,770	35,430
Public Works	22,995	3,420	3,590	570	1,790	..	2,360
Contributions from Provincial Funds—							
Education	5,704	11,580	9,710	1,340	8,900	680	10,920
Choultries	13,099	13,110	13,100	10,850	2,250	..	13,100
Hospitals and Dispensaries	2,640	2,640	2,640	2,640	..	..	2,640
Mayavaram-Muttupet Railway	..	36,500	39,000	38,000	..	..	38,000
Contribution from Special Funds	19	..	..	..	..	..	..
Miscellaneous Debt Accounts	7,580	..	..	..	..	..	..
Allotment from the District Fund	..	..	..	..	6,840	..	..
Allotment from the Taluk Funds	..	..	..	1,350	..	19,820	..
Provident Fund deductions	4,814	4,000	4,000	4,450	..	..	4,450
Withdrawal from investments in favour of the Railway Guarantee Fund.	3,20,000	2,00,000	2,00,000	..	..	..	..
Total	13,07,694	11,76,760	12,29,360	7,29,160	3,06,610	44,090	10,51,850

	Actuals, 1893–94.	Budget estimate, 1894–95.	Revised estimate, 1894–95.	Budget estimate, 1895–96.			
				District fund.	Taluk funds.	Union funds.	Total.
Charges.	Rs.	Rs.	Rs.	Rs.	Rs.	Rs.	Rs.
GRANT I—							
New Works—							
Communications	23,175	22,560	25,930	11,500	15,180	200	26,880
Buildings	8,315	5,550	8,000	1,170	2,100	..	3,270
Mis. Public Improvements	7,134	8,070	11,160	4,570	1,110	..	5,680
Repairs—							
Communications	1,78,162	1,43,690	1,64,830	1,05,260	50,220	1,620	1,57,100
Buildings	15,497	11,970	7,010	9,110	5,390	..	14,500
Mis. Public Improvements	26,422	48,200	48,150	44,580	5,970	150	50,700
Establishment	31,712	35,300	36,310	27,430	8,880	..	36,310
Tools and Plant	1,927	2,070	2,070	2,200	850	..	3,050
Contingencies	—16,200	3,500	3,500	2,030	1,570	..	3,600
Contributions	4,60,521	4,21,100	3,21,070	89,000	1,100	..	90,100
Miscellaneous	..	..	220	..	..	..	..
Total	7,36,369	7,02,010	6,28,250	2,96,850	92,370	1,970	3,91,190
GRANT II—							
Inspection	5,506	5,680	5,800	6,000	..	..	6,000
Training Schools	634	870	630	870	..	..	870
Secondary Schools—							
Salary System	7,915	8,520	8,260	..	9,090	..	9,090
Salary-result System	4,301	7,370	6,660	3,100	4,230	960	8,290
Elementary Schools—							
Salary-result System	29,202	35,100	34,200	870	28,200	3,510	32,580
Grant-in-aid Schools—							
Salary Grants	53	20	20	..	20	..	20
Result Grants	15,269	15,000	14,900	..	14,900	..	14,900
Miscellaneous	489	1,300	750	..	750	..	750
Contributions	24	..	..	..	..	..	..
Miscellaneous	548	710	600	..	..	..	..
Total	63,941	74,570	71,820	10,840	57,190	4,470	72,500
GRANT III—							
Hospitals and Dispensaries	46,852	57,630	53,490	29,080	34,470	..	63,550
Vaccination	8,714	9,350	8,880	9,610	..	..	9,610
Sanitation	30,485	34,540	33,010	..	8,460	26,630	35,090
Markets	3	10	30	..	140	..	140
Choultries	1,47,983	1,56,350	1,45,160	1,26,980	18,820	..	1,45,800
Bungalows	568	510	500	..	640	..	640
Contributions	8,611	8,790	8,780	2,700	5,860	..	8,560
Miscellaneous	6,146	5,800	5,300	..	240	5,560	5,800
Total	2,49,362	2,72,980	2,55,150	1,68,370	68,630	32,190	2,69,190
GRANT IV—							
Establishments, &c.	24,229	24,290	24,320	15,390	7,040	4,330	26,760
Refunds	674	..	1,520	..	..	..	..
Bonus to Provident Fund	2,197	2,100	2,300	2,300	..	..	2,300
Investment in favour of Provident Fund.	4,499	2,000	4,000	4,000	..	..	4,000
Total	31,599	28,390	32,140	21,690	7,040	4,330	33,060
Miscellaneous Debt Accounts	27,986	10,000	..	..	..	..	..
Reserve	..	20,810	2,380	8,250	25,380	..	33,630
Allotment to Taluk Funds	..	..	..	6,840	..	..	..
,, to District Fund	..	..	..	..	1,350	..	..
,, to Union Funds	..	..	..	..	19,820	..	..
Total	11,09,257	11,08,760	9,89,740	5,12,840	2,71,780	42,960	7,99,570
Balance	1,98,437	68,000	2,39,620	2,16,320	34,830	1,130	2,52,280
Deduct—							
Balance under Union Funds	892	340	3,990	..	..	1,130	1,130
,, under Endowments	85,502	31,180	59,410	17,800	24,980	..	42,780
,, under Railway Guarantee Fund.	73,537	13,920	1,23,010	1,88,310	..	..	1,88,310
Net balance available for general purposes.	38,506	22,560	53,210	10,210	9,850	..	20,060

REVISED ESTIMATE FOR 1894–95.

2. The current receipts and charges are now estimated at Rs. 10,28,420 and Rs. 9,89,570, respectively, against Rs. 9,85,250 and Rs. 11,08, 760 anticipated in the

sanctioned budget. The increase in the receipts occurs chiefly under land-cess and interest on Government securities, while the decrease in the charges appears under Grants I, II and III, miscellaneous debt accounts and reserve. The amount taken credit for as the net profit of the Máyavaram-Muttupet Railway will be raised from Rs. 36,500 to Rs. 39,000, with reference to G.O., dated 10th January 1895, No. 16, Financial, recorded in G.O., dated 29th January 1895, No. 183 L. Under contribution to provincial services for sanitary inspection the current year's budget provision of Rs. 2,870 and not the actuals of 1893–94 amounting to Rs. 2,700 should have been repeated. The balance to be carried forward to the ensuing year's budget will be Rs. 2,39,620, distributed among the several funds as shown below :—

	Rs.
Union funds	3,990
Endowment funds	59,410
Railway Guarantee fund	1,23,010
General funds	53,210
Total	2,39,620

BUDGET ESTIMATE FOR 1895–96.

3. *Receipts.*—The receipts for the next year are placed at Rs. 8,10,730 against the revised estimate of Rs. 10,30,920, the decrease occurring chiefly under land-cess and withdrawal from investments in favour of the Railway Guarantee fund. With reference to paragraph 2 of the Director's letter read above, it is observed that, under chapter VII, article 2 of the revised Grant-in-Aid Code, the Mannárgudi taluk board is entitled to Rs. 1,000, being a third of the estimated cost of Rs. 3,000 of a new building for the secondary school at Tirutturaippúndi. The attention of the taluk boards concerned will be drawn to the Director's remark in paragraph 2 of his letter. The amount taken credit for as the net profit of the Máyavaram-Muttupet Railway will be raised from Rs. 36,500 to Rs. 38,000, with reference to G.O., dated 10th January 1895, No. 16, Financial, recorded in G.O., dated 29th January 1895, No. 183 L.

4. (1) *Charges.*—The probable charges are put down at Rs. 8,09,300 against Rs. 9,89,740 in the revised estimate, the decrease which occurs under Grant I being partly counterbalanced by increases under the other grants and reserve.

(2) *Grant I.*—No expenditure should be incurred on any of the new works provided for in the budget until their plans and estimates have been sanctioned by competent authority. With reference to paragraph 3 (vi) of the Director's letter it is observed that a sum of Rs. 600 has been provided for the construction of school-houses by the Tanjore and Kumbakónam taluk boards. The continuance for another year of the survey and toll-gate establishments referred to in paragraphs 19 and 20 of the President's letter is sanctioned. The contribution to the Public Works Department for the scrutiny of the Local Fund plans and estimates will be reduced from Rs. 290 to 210, with reference to G.O., dated 12th December 1894, No. 2582 L. A sum of Rs. 89,000 instead of Rs. 1,00,000 will be provided as contribution to provincial funds towards the construction of the Máyavaram-Muttupet Railway in accordance with G.O., dated 15th December 1894, No. 1106, Financial, recorded in G.O., dated 11th January 1895, No. 29 L.

(3) *Grant II.*—The additions to, and alterations in the educational establishments, proposed in paragraphs 22 to 26 of the President's letter, are sanctioned. The suggestions in clauses (i) and (v) of paragraph 3 of the Director's letter will be referred to the District and Mannárgudi taluk boards, respectively, and those in clauses (iii) and (iv) of the same paragraph to the taluk boards for consideration.

(4) *Grant III.*—The provision for hospitals and dispensaries will be raised by Rs. 1,620 as recommended in paragraphs 1 and 2 of the Surgeon-General's letter read above. It should be remembered however that under G.O., dated 24th January 1895, No. 154 L., a compensation of Rs. 5 per mensem is the maximum that can be allowed to each hospital assistant and that such compensation need be granted only to hospital assistants who are Government servants. The revision of the medical and

choultry establishments, proposed in paragraphs 28 to 31 (*a*) of the President's letter, is sanctioned, but the President's attention is drawn to the Surgeon-General's remarks regarding the former in paragraph 2 of his letter. The remarks of the Sanitary Commissioner in paragraph 1 of his letter will be referred to the local boards. Under contribution to provincial services for sanitary inspection the actuals of 1893–94 amounting to Rs. 2,700 and not the current year's budget provision of Rs. 2,870 should have been repeated and the provision of Rs. 60 made for cutlers' establishment will be struck out with reference to G.O., dated 18th January 1895, No. 97 L.

(5) *Grant IV.*—The contribution for controlling establishments at the Presidency should be Rs. 6,730 and not Rs. 6,770. The increase in the pay of the head clerk of the district board's office and the revision of the Mannárgudi and Pattukkóttai taluk boards' office establishments, proposed in paragraphs 32 and 33 of the President's letter, are sanctioned.

5. *Balance.*—The budget, as revised by Government, closes with a balance of Rs. 2,52,280, of which Rs. 1,130 appertain to unions, Rs. 42,780 to endowed institutions and Rs. 1,88,310 to the Railway Guarantee fund, leaving Rs. 20,060 or 4 per cent. of the receipts available for general purposes.

(True Extract.)

J. F. PRICE,
Chief Secretary.

To the President, District Board, Tanjore.
" Collector of Tanjore.
" Chairmen, Municipal Councils, in the Tanjore district
" Accountant-General.
" Surgeon-General.
" Sanitary Commissioner.
" Director of Public Instruction.
" Financial Department.
" Public Works Department.
" " " " (Railway Branch).
" Sanitary Engineer.
Editor's Table.

Exd. C. M. Brisson.

APPENDIX.

I.—Consolidated Budget Estimate of the District Board of the Tanjore District for the official year 1895–96.

A.—Revenue and Receipts.

Items.	Estimate, 1895-96.				Actuals, 1893-94.			
	Detail (minor heads).		Total (major heads).					
	Taluks.	District.	Total.	Taluks.	District.	Total.	Taluks.	District.	Total.
1	2	3	4	5	6	7	8	9	10	11	12	13
	Rs.	Rs.	Rs.	Rs.	Rs.	Rs.	Rs.	Rs.	Rs.	Rs.	Rs.	Rs.
Balance on 1st April 1895	..	..	..	63,360	1,76,260	2,39,620	60,830	1,30,680	1,91,510	77,447	1,70,426	2,47,873
1. Rates and taxes—												
(*a*) Cess on land at 9 pies	1,55,620	1,55,620	3,11,240				1,48,500	1,48,500	2,97,000	1,34,389	1,34,389	2,68,778
Do. at 3 pies (Railway Guarantee Fund)	1,03,760	1,03,760	2,07,520					99,000	99,000		89,692	89,692
(*b*) Tolls—												
Under Act V of 1884	..	10,390	10,390				..	13,800	13,800	..	13,357	13,357
Contribution from Municipalities	..	27,590	27,590				..	27,000	27,000	..	29,352	29,352
(*c*) House-tax	15,840	..	15,840	1,71,460	2,97,360	4,68,820	14,330	..	14,330	15,822	..	15,822
2. Education—												
(*a*) School-fees	12,650	180	12,830				12,290	200	12,490	11,383	151	11,534
(*b*) Contributions—												
(1) From Municipalities	..	..	..				1,000	..	1,050	..	..	..
(2) " other District funds	..	..	..				10	220	230	..	609	609
(3) " private individuals	..	..	..				..	..	10	133	7	140
(*c*) Sale-proceeds of books	..	..	..				10	180	12,860	..	..	..
(*d*) Income from endowments	..	..	..				..	..	..	..	..	..
(*e*) Miscellaneous ..	30	..	30	12,680	3,550	3,600	..	..	..	..	..	..
3. Medical—												
(*a*) Hospital receipts	..	..	..				..	..	..	..	..	..
(*b*) Sale of medicines	..	..	..				..	..	..	..	..	..
(*c*) Contributions—												
(1) From Municipalities—												
Medical school	..	1,020	1,020				..	1,020	1,020	..	1,020	1,020
Rajah Mirasidar Hospital	..	1,500	1,500				..	1,500	1,500	..	1,500	1,500
Reserve Medical Staff	..	150	150				..	150	150	..	223	223
Bonus to hospital assistants lent to Municipalities.	..	130	130				..	150	150	..	..	..
District Surgeon's establishment	..	150	150				..	150	150	..	177	177
(2) From other District funds	..	..	..				..	..	..	..	..	..
(3) " private individuals	..	..	..				..	..	..	..	..	..
(*d*) Income from endowments	..	..	..				..	..	..	..	..	..
(*e*) Miscellaneous ..	50	600	650	50	3,600	3,650	10	600	670	246	750	996
4. Interest—												
(*a*) On Government securities	9,150	20,690	29,840	9,210	20,750	29,960	10,080	27,420	37,500	9,951	36,880	46,831
(*b*) On arrears of revenue	60	60	120				10	10	20	13	12	25

Items.	Estimate, 1895–96.						Estimate, 1894–95.			Actuals, 1893–94.		
	Detail (minor heads).			Total (major heads).								
	Taluks.	District.	Total.	Taluks.	District.	Total.	Taluks.	District.	Total.	Taluks.	District.	Total.
1	2	3	4	5	6	7	8	9	10	11	12	13
	Rs.	Rs.	Rs.	Rs.	Rs.	Rs.	Rs.	Rs.	Rs.	Rs.	Rs.	Rs.
5. Miscellaneous—												
(*a*) Contribution for purposes other than education, medical or works—												
(1) From Municipalities	..	..	..				..	..	..	..	..	..
(2) ,, other District funds	..	..	..				..	..	..	..	..	..
(3) ,, private individuals	1,150	..	1,150				700	..	700	6,433	..	6,433
(*b*) Choultry rents	15,310	1,65,000	1,80,310				15,850	1,50,000	1,65,850	18,478	1,34,126	1,52,604
(*c*) Market rents	720	..	720				600	..	600	247	..	247
(*d*) Bungalow fees	300	..	300				310	..	310	353	..	353
(*e*) Fees and fines { Fees	660	..	660				620	..	620	1,195	..	1,195
(*e*) Fees and fines { Fines	1,250	..	1,250				1,060	..	1,060	1,417	..	1,417
(*f*) Ferry rents	6,060	1,850	7,910				5,820	1,850	7,670	7,802	..	7,802
(*g*) Grass rents	..	..	..				..	..	..	..	..	..
(*h*) Fishery rents and shell rents	16,360	..	16,360				15,430	..	15,430	18,537	..	18,537
(*i*) Rents and produce of land	7,450	500	7,950				7,400	500	7,900	6,155	172	6,327
(*j*) Avenues	2,740	4,500	7,240				2,160	4,500	6,660	2,640	4,507	7,147
(*k*) Sale of stores	..	..	..				..	..	..	..	..	..
(*l*) Sundry receipts	1,660	10	1,670				1,250	10	1,260	949	3	952
6. Public Works—				53,660	1,71,860	2,25,520						
(*a*) Sale of buildings	..	70	70				..	70	70	..	75	75
(*b*) Sale of tools and plant	..	200	200				10	40	50	51	2	53
(*c*) Sale of old materials	..	..	..				..	..	..	..	..	..
(*d*) Contributions—												
(1) From Municipalities	..	..	..				..	..	..	..	1,960	1,960
(2) ,, other District funds	..	..	..				3,000	..	3,000	143	200	343
(3) ,, private individuals	1,500	..	1,500				..	..	..	41	21	62
Refund of expenditure	..	..	..				..	300	300	125	178	303
(4) Miscellaneous	70	300	370				..	..	..	312	..	312
(5) Public works in charge of Public Works Department.	220	..	220				..	..	..	..	..	..
Excess value realized over the sale of Promissory notes of Railway Guarantee Fund	..	..	..				..	..	..	..	19,887	19,887
7. Contributions from Provincial funds—				1,790	570	2,360						
(*a*) Education	8,190	1,340	9,530				8,760	1,100	9,860	4,291	1,413	5,704
Building and other grants	1,390	..	1,390				1,720	..	1,720	..	..	..
(*b*) General purposes—												
Hospitals	..	..	..				..	..	..	..	..	..
(*c*) Public works	2,250	10,850	13,100				2,260	10,850	13,110	2,251	10,848	13,099
(*d*) Choultries	..	2,640	2,640				..	2,640	2,640	..	2,640	2,640
(*e*) Hospitals and dispensaries	..	38,000	38,000				..	36,500	36,500	..	..	..
Mayavaram-Muttupet Railway	..	..	..	11,830	52,830	64,660	..	..	..	..	..	..

I.—Consolidated Budget Estimate of the District Board of the Tanjore District for the official year 1895–96—*cont.*

A.—Revenue and Receipts—cont.

Items.	Estimate, 1895–96.						Estimate, 1894–95.			Actuals, 1893–94.		
	Detail (minor heads).			Total (major heads).								
	Taluks.	District.	Total.	Taluks.	District.	Total.	Taluks.	District.	Total.	Taluks.	District.	Total.
1	2	3	4	5	6	7	8	9	10	11	12	13
	Rs.	Rs.	Rs.	Rs.	Rs.	Rs.	Rs.	Rs.	Rs.	Rs.	Rs.	Rs.
8. Contribution from Special Funds—												
For one-fourth travelling allowance of Local audit clerk	..	..	..				..	..	..	..	2	2
Do. do. of Special Fund other than Pound Fund	..	..	..				..	..	..	..	17	17
	6,840	..	6,840	6,840	1,350	..	2,500	..	..	6,195	..	..
9. Allotments from the District Funds	..	1,350	1,350				..	2,020	..	..	..	..
Allotments from the Taluk Funds	..	4,450	4,450	..	4,450	4,450	..	4,000	4,000	..	4,814	4,814
Provident Fund deductions	..	..	..				..	..	..	2,634	4,946	7,580
10. Miscellaneous debt heads	..	..	..				..	2,00,000	2,00,000	..	3,20,000	3,20,000
Withdrawal from investment in favour of Railway Guarantee Fund	..	..	..				..	..	..	..	..	..
Local Fund Public Works receipts	..	..	..				..	..	..	..	..	..
Total				2,67,520	5,52,900	8,12,230	2,55,750	7,34,020	9,85,250	2,52,186	8,13,830	10,59,821
Grand Total				3,30,880	7,29,160	10,51,850	3,16,580	8,64,700	11,76,760	3,29,633	9,84,256	13,07,694

I.—Consolidated Budget Estimate of the District Board of the Tanjore District for the official year 1895–96—*cont.*

B.—Expenditure.

Items.	Estimate, 1895–96.						Estimate, 1894–95.			Actuals, 1893–94.		
	Detail (minor heads).			Total (major heads).								
	Taluks.	District.	Total.	Taluks.	District.	Total.	Taluks.	District.	Total.	Taluks.	District.	Total.
1	2	3	4	5	6	7	8	9	10	11	12	13
	Rs.	Rs.	Rs.	Rs.	Rs.	Rs.	Rs.	Rs.	Rs.	Rs.	Rs.	Rs.
Grant I, Public Works—												
(*a*) New Works—							1,000	..	1,000	303	..	303
(1) Communications .. Public Works Department	..	..	..				12,750	8,810	21,560	10,764	12,108	22,872
(1) Communications .. Local Fund Department	15,380	11,500	26,880				4,650	900	5,550	5,179	3,140	8,319
(2) Civil Buildings	2,100	1,170	3,270				1,240	6,830	8,070	2,375	4,759	7,134
(3) Miscellaneous Public Improvements	1,110	4,570	5,680	18,590	17,240	35,830						
(*b*) Repairs—							8,960	4,500	13,460	8,952	3,157	12,109
(1) Communications .. Public Works Department	8,960	4,450	13,410				42,070	88,160	1,30,230	48,436	1,17,617	1,66,053
(1) Communications .. Local Fund Department	42,880	1,00,810	1,43,690				2,030	9,940	11,970	3,822	11,675	15,497
(2) Civil Buildings	5,390	9,110	14,500				9,680	38,520	48,200	13,066	13,356	26,422
(3) Miscellaneous Public Improvements	6,120	44,580	50,700				..	..	..	..	..	..
Avenues	..	..	..				..	..	..	..	..	..
Tank Works	..	..	..	63,350	1,58,950	2,22,300						
(*c*) Establishments—							..	..	..	70	..	70
(1) Public Department supervision	..	..	..				..	290	290	15	123	138
Other establishment charges	..	210	210				10,400	24,610	35,010	10,444	21,060	31,504
(2) Local Fund Engineering establishment	8,880	26,640	35,520				..	..	..	..	..	..
(3) Tolls and Ferries	..	580	580	8,880	27,430	36,310						
(*d*) Tools and plant .. Public Works Department	60	..	60				60	..	60	5	..	5
(*d*) Tools and plant .. Local Fund Department	790	2,200	2,990				410	1,600	2,010	538	1,084	1,622
Avenue establishment	..	..	..	850	2,200	3,050	..	..	..	..	..	..
(*e*) Contingencies	1,570	2,030	3,600	1,570	2,030	3,600	1,700	1,800	3,500	1,225	— 17,425	— 16,200
(*f*) Contributions to—							..	4,20,000	4,20,000	..	4,59,512	4,59,512
(1) Provincial funds	..	89,000	89,000				..	..	..	..	..	..
(2) Other District funds	..	..	..				1,100	..	1,100	1,009	..	1,009
(3) Municipalities	1,100	..	1,100				..	..	..	..	..	..
(4) Private individuals	..	..	..	1,100	89,000	90,100						
(*g*) Miscellaneous	..	..	..				..	..	..	..	..	..
Total, Grant I				94,340	2,96,850	3,91,190	96,050	6,05,960	7,02,010	1,06,203	6,30,166	7,36,369
Grant II, Education—												
(*a*) Inspection	..	6,000	6,000	..	6,000	6,000	..	5,680	5,680	..	5,506	5,506
(*b*) Sessional schools	..	870	870	..	870	870	..	870	870	..	634	634

I.—Consolidated Budget Estimate of the District Board of the Tanjore District for the official year 1895–96—*cont.*

B.—Expenditure—cont.

Items.	Estimate, 1895–96.						Estimate, 1894–95.			Actuals, 1893–94.		
	Detail (minor heads).			Total (major heads).								
	Taluks.	District.	Total.	Taluks.	District.	Total.	Taluks.	District.	Total.	Taluks.	District.	Total.
1	2	3	4	5	6	7	8	9	10	11	12	13
	Rs.	Rs.	Rs.	Rs.	Rs.	Rs.	Rs.	Rs.	Rs.	Rs.	Rs.	Rs.
Grant II, Education—*cont.*												
(*c*) Secondary schools—							7,440	..	7,440	6,797	..	6,797
(1) Salaries of masters .. Salary system	7,660	..	7,660				2,980	1,610	4,590	1,577	1,391	2,968
(1) Salaries of masters .. Salary-result system	3,240	1,890	5,130				980	650	1,630	475	254	729
Results stipends	1,150	720	1,870				370	..	370	313	..	313
(2) Clerks and servants .. Salary system	370	..	370				210	110	320	83	108	191
(2) Clerks and servants .. Salary-result system	180	110	290				710	..	710	805	..	805
(3) Miscellaneous .. Salary system	1,060	..	1,060				680	150	830	138	275	413
(3) Miscellaneous .. Salary-result system	620	380	1,000	14,280	3,100	17,380						
(*d*) Elementary schools—							..	..	..	..	..	..
(1) Salaries of masters .. Fixed .. Salary system	..	..	..				20,800	680	21,480	17,930	677	18,607
(1) Salaries of masters .. Fixed .. Salary-result system	20,120	630	20,750				..	..	..	..	..	..
(1) Salaries of masters .. School-fees	..	..	..				9,090	100	9,190	6,260	..	6,260
(1) Salaries of masters .. Results stipends	8,200	100	8,300				..	60	60	..	..	..
Stipends of students	..	60	60				..	..	..	..	..	..
(2) Servants .. Salary system	..	..	..				140	60	200	74	63	137
(2) Servants .. Salary-result system	150	20	170				..	..	..	..	..	..
(3) Miscellaneous .. Salary system	..	..	..				4,070	100	4,170	4,116	82	4,198
(3) Miscellaneous .. Salary-result system	3,240	60	3,300	31,710	870	32,580						
(*e*) Grants-in-aid—							20	..	20	53	..	53
(1) Salary grants	20	..	20				15,000	..	15,000	15,269	..	15,269
(2) Results grants	14,900	..	14,900				800	..	800	409	..	409
(3) Building	600	..	600				500	..	500	80	..	80
(4) Miscellaneous	150	..	150	15,670	..	15,670						
(*f*) Contributions to—							..	..	..	..	3	3
(1) Provincial services	..	..	..				..	..	..	..	..	..
(2) Other District Boards	..	..	..				..	..	..	..	21	21
(3) Municipalities	..	..	..				..	..	..	..	..	..
(4) Private individuals	..	..	..				..	..	..			
(*g*) Miscellaneous—							..	500	500	..	..	..
(1) Purchase of books	..	..	..				..	70	70	..	93	93
(2) Commission on sale of books	..	..	..				140	..	140	455	..	455
(3) Miscellaneous (*e.g.*) stipends to Agricultural Students.	..	..	..									
Total, Grant II				61,660	10,840	72,500	63,930	10,640	74,570	54,834	9,107	63,941

I.—Consolidated Budget Estimate of the District Board of the Tanjore District for the official year 1895-96—*cont.*

B.—Expenditure—cont.

Items.	Estimate, 1895-96. Detail (minor heads). Taluks.	District.	Total.	Estimate, 1895-96. Total (major heads). Taluks.	District.	Total.	Estimate, 1894-95. Taluks.	District.	Total.	Actuals, 1893-94. Taluks.	District.	Total.
1	2	3	4	5	6	7	8	9	10	11	12	13
	Rs.	Rs.	Rs.	Rs.	Rs.	Rs.	Rs.	Rs.	Rs.	Rs.	Rs.	Rs.
Grant III, Medical Services—Vaccination, &c.—												
(*a*) Hospitals and Dispensaries—												
1. Superintendents	..	900	900				..	..	..	..	..	..
2. Medical Subordinates	12,990	4,420	17,410				12,180	3,320	15,500	10,629	2,617	13,246
Reserve Hospital Assistant	..	900	900				..	900	900	..	534	534
3. Clerks and servants	6,280	4,160	10,440				6,320	3,740	10,060	5,583	3,235	8,818
4. Diet of patients	2,140	5,100	7,240				2,350	5,100	7,450	1,816	2,891	4,707
5. Medicines and Surgical apparatus and contribution to Provincial Funds	4,100	2,750	6,850				3,960	2,250	6,210	2,815	1,667	4,482
	1,530	940	2,470				1,820	940	2,760	1,094	639	1,733
6. Supplies, &c.	2,700	900	3,600				2,380	900	3,280	1,224	351	1,575
7. Midwives and Midwifery pupils	..	3,820	3,820				..	3,490	3,490	..	3,200	3,200
8. Medical School, Tanjore { Establishment	..	1,370	1,370				..	1,400	1,400	..	1,721	1,721
{ Stipends	..	500	500				..	300	300	..	512	512
{ Contingencies	..	..	..				..	..	..	..	..	..
9. Medical practitioners	..	1,380	1,380				..	1,180	1,180	..	1,071	1,071
10. Zillah Surgeon's establishment including travelling allowance	..	..	630				520	..	520	1,039	..	..
11. Cholera charges	630	1,640	4,720				2,940	1,640	4,580	2,198	2,016	1,039
12. Contingencies	3,080	300	1,320				..	..	..	..	..	4,214
Compensation to medical subordinates for quarters	1,020			34,470	29,080	63,550						..
(*b*) Vaccination—		6,470	6,470				..	6,580	6,580	..	6,499	6,499
1. Fixed charges	..	3,140	3,140				..	2,770	2,770	..	2,215	2,215
2. Contingencies	..			..	9,610	9,610	..					
(*c*) Sanitation—	4,130	..	4,130				5,070	..	5,070	2,447	..	2,447
1. Improvement of water-supply	2,160	..	2,160				2,110	..	2,110	1,917	..	1,917
2. Improvement of village-sites	27,180	..	27,180				26,190	..	26,190	24,182	..	24,182
3. Scavengering establishment	1,180	..	1,180				1,000	..	1,000	1,156	..	1,156
4. Arrangements at Fairs and Festivals	440	..	440				170	..	170	765	..	765
5. Other sanitary outlay	..	..	..				..	..	..	..	18	18
Refunds				35,090	..	35,090	10	..	10	3	..	3
(*d*) Markets	140	..	140	140	..	140						
(*e*) Choultries—	3,120	26,440	29,560				3,060	29,450	32,510	2,831	27,851	30,682
1. Establishment	12,730	65,650	78,380				12,730	69,200	81,930	11,297	56,413	67,710
2. Feeding charges	2,910	34,890	37,800				5,210	36,630	41,840	2,422	47,024	49,446
3. Contingencies	60	..	60				70	..	70	145	..	145
Unendowed choultries				18,820	1,26,980	1,45,800						

I.—Consolidated Budget Estimate of the District Board of the Tanjore District for the official year 1895-96—*cont.*

B.—Expenditure—cont.

Items.	Estimate, 1895-96. Detail (minor heads). Taluks.	District.	Total.	Estimate, 1895-96. Total (major heads). Taluks.	District.	Total.	Estimate, 1894-95. Taluks.	District.	Total.	Actuals, 1893-94. Taluks.	District.	Total.
1	2	3	4	5	6	7	8	9	10	11	12	13
	Rs.	Rs.	Rs.	Rs.	Rs.	Rs.	Rs.	Rs.	Rs.	Rs.	Rs.	Rs.
Grant III, Medical Services—Vaccination, &c.—*cont.*												
(*f*) Public bungalows	640	..	640	640	..	640	510	..	510	568	..	568
(*g*) Contributions to—												
1. Provincial services—												
(i) Medical College	..	..	..				..	..	..	..	..	..
(ii) Sanitary Inspection	..	2,700	2,700				..	2,870	2,780	..	2,704	2 704
(iii) Medical Reserve staff	..	..	..				..	..	..	..	..	..
(iv) Cutlers' establishment	..	..	..				..	60	60	..	47	47
(v) Medicines and Surgical apparatus	..	..	..				..	..	..	..	..	..
(vi) Lunatics	..	..	..				..	..	..	..	..	..
2. Other District Boards	..	..	..				..	..	..	..	..	..
3. Municipalities	5,860	..	5,860				5,860	..	5,860	5,860	..	5,860
4. Private individuals	..	..	..	5,860	2,700	8,560	..	..	..	..	..	..
(*h*) Miscellaneous—												
1. Miscellaneous endowed institutions	..	..	..				..	..	..	..	..	..
2. Rewards for killing dogs	100	..	100				110	..	110	5	..	5
Miscellaneous (lighting charges)	5,700	..	5,700	5,800	..	5,800	5,690	..	5,690	6,141	..	6,141
Total, Grant III				1,00,820	1,68,370	2,69,190	1,00,260	1,72,720	2,72,980	86,137	1,63,225	2,49,362
Grant IV, Miscellaneous—												
(*a*) Controlling establishments at the Presidency	..	6,730	6,730				..	4,240	4,240	..	5,496	5,496
Printing work done at the Government Press	..	..	..				..	470	470	..	654	654
(*b*) Establishment in the Collector's office	..	3,320	3,320				..	3,320	3,320	..	3,144	3,144
(*c*) Do. in the Boards' offices	..	2,190	2,190				..	2,070	2,070	..	2,028	2,028
Do. in the Taluk Boards' offices	2,640	..	2,640				2,450	..	2,450	2,100	..	2,100
Do. in the Panchayat offices	2,920	..	2,920				3,010	..	3,010	2,995	..	2,995
(*d*) Contingencies—				5,560	12,240	17,800						
(1) Stationery	550	150	700				610	100	710	501	90	591
(2) Postal charges	1,080	700	1,780				1,110	500	1,610	939	431	1,370
(3) Printing charges	1,460	600	2,060				1,490	600	2,090	1,173	361	1,534
(4) Travelling allowance to non-official members	500	800	1,300				450	800	1,520	344	882	1,226
(5) Travelling allowance to office establishment	320	150	470				340	100	440	218	54	272
(6) Miscellaneous	1,610	400	2,010				1,510	400	1,910	1,382	416	1,798

I.—Consolidated Budget Estimate of the District Board of the Tanjore District for the official year 1895–96—*cont.*

B.—*Expenditure*—cont.

—	Estimate, 1895–96.						Estimate, 1894–95.			Actuals, 1893–94.		
	Detail (minor heads).			Total (major heads).								
	Taluks.	District.	Total.	Taluks.	District.	Total.	Taluks.	District.	Total.	Taluks.	District.	Total.
1	2	3	4	5	6	7	8	9	10	11	12	13
Grant IV, Miscellaneous—*cont.*	Rs.	Rs.	Rs.	Rs.	Rs.	Rs.	Rs.	Rs.	Rs.	Rs.	Rs.	Rs.
(*d*) Contingencies—*cont.*												
(7) Subscription to periodicals	70	150	220				70	150	220	7	76	83
(8) Law charges	220	100	320				300	100	400	64	..	64
Bonus contribution	..	2,300	2,300				..	2,100	2,100	..	2,197	2,197
(*e*) Pensions	..	100	100	5,810	5,350	11,160	..	100	100	..	721	721
Contribution for services lent	..	..	..	..	100	100	..	..	..	..	..	..
(*f*) Refunds	..	..	..				..	..	..	191	483	674
Contribution to Provincial for pension	..	..	..				..	..	..	43	110	153
(*g*) Loans	..	..	..				..	..	..	..	..	..
(*h*) Miscellaneous	..	..	..				..	..	..	..	..	..
(i) Investment in favour of Railway Guarantee Fund	..	..	..				..	..	..	..	..	..
Total, Grant IV				11,370	17,690	29,060	11,340	15,050	26,390	9,957	17,143	27,100
Reserve	..	..	..	25,380	8,250	33,630	12,460	8,350	20,810	..	..	..
Allotment to District fund	..	..	..	..	6,840	..	2,020	..	..	..	..	..
Do. to Taluk funds	..	..	..	1,350	..	..	..	2,500	..	..	6,195	..
Do. to Provincial fund	..	..	..	..	4,000	4,000	..	2,000	2,000	..	4,499	4,499
Miscellaneous debt heads	..	..	..	..	..	..	..	..	..	..	25,336	27,970
Local Fund Engineer's miscellaneous advance	..	..	..	..	..	..	..	10,000	10,000	2,634	16	16
Grand Total, Expenditure				2,94,920	5,12,840	7,99,570	2,86,060	8,27,220	11,08,760	2,59,765	8,55,687	11,09,257
Balance	..	..	..	35,960	2,16,320	2,52,280	30,520	37,480	68,000	69,865	1,28,572	1,98,437
Deduct—												
(1) Balance under house-tax	..	..	..	1,130	..	1,130	340	..	340	892	..	892
(2) Do. Endowment Fund	..	..	..	24,980	17,800	42,780	19,780	11,400	31,180	29,609	55,893	85,502
(3) Do. Railway Guarantee Fund	..	..	..	..	1,88,310	1,88,310	..	13,920	13,920	..	73,537	73,537
Net balance available for general purposes				9,850	10,210	20,060	10,400	12,160	22,560	39,364	— 858	38,506

ESTIMATE of Demand, Collection and Balance of Land-cess in the Tanjore District for the Official year 1895–96.

Talaks.		Demand of 1895–96.			Collections in 1895–96.	Balance at the end of March 1896.
		Balance outstanding at the end of the previous year.	Current.	Total.		
		Rs.	Rs.	Rs.	Rs.	Rs.
Tanjore ..	Ordinary ..	841	48,300	49,141	48,300	841
	Railway Guarantee Fund ..	281	16,100	16,381	16,100	281
	Total ..	1,122	64,400	65,522	64,400	1,122
Kumbakónam ..	Ordinary ..	122	59,925	60,047	59,925	122
	Railway Guarantee Fund ..	41	19,975	20,016	19,975	41
	Total ..	163	79,900	80,063	79,900	163
Mayavaram ..	Ordinary ..	34	36,600	36,634	36,600	34
	Railway Guarantee Fund ..	11	12,200	12,211	12,200	11
	Total ..	45	48,800	48,845	48,800	45
Shiyali ..	Ordinary ..	14	18,075	18,089	18,075	14
	Railway Guarantee Fund ..	4	6,025	6,029	6,025	4
	Total ..	18	24,100	24,118	24,100	18
Negapatam ..	Ordinary ..	10	27,000	27,010	27,000	10
	Railway Guarantee Fund ..	3	9,000	9,003	9,000	3
	Total ..	13	36,000	36,013	36,000	13
Nannilam ..	Ordinary ..	8	45,900	45,908	45,900	8
	Railway Guarantee Fund ..	3	15,300	15,303	15,300	3
	Total ..	11	61,200	61,211	61,200	11
Mannárgudi ..	Ordinary ..	7	28,800	28,807	28,800	7
	Railway Guarantee Fund ..	3	9,600	9,603	9,600	3
	Total ..	10	38,400	38,410	38,400	10
Tirutturaipúndi.	Ordinary ..	97	23,025	23,122	23,025	97
	Railway Guarantee Fund ..	32	7,675	7,707	7,675	32
	Total ..	129	30,700	30,829	30,700	129
Pattukkóttai ..	Ordinary ..	1,646	23,625	25,271	23,625	1,646
	Railway Guarantee Fund ..	549	7,875	8,424	7,875	549
	Total ..	2,195	31,500	33,695	31,500	2,195
Grand Total ..	Ordinary ..	2,779	3,11,250	3,14,029	3,11,250	2,779
	Railway Guarantee Fund ..	927	1,03,750	1,04,677	1,03,750	927
	Total ..	3,706	4,15,000	4,18,706	4,15,000	3,706

III-A.—Detail of Allotments for Public Works in the Tanjore District for the official year 1895–96.

A.—New Works.

No.	Taluk.	Description of work.	Amount of estimates.	Computed expenditure up to 31st March 1895.	Estimated expenditure for 1895–96.	Remarks and references.
		COMMUNICATIONS.	RS.	RS.	RS.	
		District Board.				
1	Tirutturaippundi.	Gravelling road No. 18 from Tirutturaippundi to the junction of road No. 35.	2,100	..	1,650	District Board's Proceedings, No. 11, dated 28th June 1894.
2	Mannargudi ..	Improvements to the waterway of bridges over Vellamboor and Vellavarayan channels in the 34th mile of road No. 1.	2,500	..	2,500	
3	Pattukkottai ..	Constructing 2—40 feet road dams on Arantanghi to Pudukottah state road.	850	..	850	
4	Tirutturaippundi.	Raising and improving the 24th mile of road No. 18.	1,500	..	1,000	
5	Tanjore ..	Reconstructing a tunnel of 3 feet span on road No. 1 reach at $\frac{3}{8}$ mile.	500	..	500	
6	Mannargudi ..	Reconstructing tunnels on road No. 23.	4,000	..	2,000	
7	Tirutturaippundi.	Constructing two tunnels on road No. 18 at $\frac{1}{7}$ and 16 miles.	450	..	450	
8	Pattukkottai ..	Constructing a tunnel of two feet span in $\frac{1}{3}$ mile of road No. 21 in the limits of Arantanghi.	250	..	250	
9	Do. ..	Constructing a 2-feet tunnel for the vary in $\frac{2.7}{1}$ mile on road No. 8.	200	..	200	
10	Tanjore ..	Constructing 3 feet tunnel across road No. 3-at $\frac{6}{4}$ mile in the village of Komapuram.	300	..	300	
11	Mannargudi ..	Constructing two road dams for the varies on road No. 7.	600	..	600	
12	Shiyali	Reconstructing the present dilapidated 3-feet tunnel into a head-sluice in $\frac{1}{5}$ mile of road No. 28	450	..	450	
13	Tirutturaippundi.	Constructing Ferry jetty on either side of the Adappanar river on road No. 36 at Kallimodu.	2,500	..	1,000	
14	Pattukkottai ..	Constructing a tool-shed at Arantanghi.	..	..	350	
		District Board, Total ..	16,200	..	11,500	
		Tanjore Taluk Board.				
1	Tanjore ..	Constructing a pipe drain along the road leading to Tiruvadi Travellers' bungalow.	380	..	380	
2	Do. ..	Constructing tunnels on Perambur ferry read.	275	..	275	
		Tanjore Taluk Board, Total ..	655	..	655	
		Kumbakonam Taluk Board.				
1	Shiyali ..	Metalling road No. 29 from Shiyali to Tirumallavasal.	7,000	..	2,500	The sanction of the Superintending Engineer and of Government will be obtained before commencing the work. Item No. 8 of 1894–95.
2	Do. ..	Improving the village road from Achalpuram to Mahendrappalli *via* Nalloor.	4,500	..	1,000	The sanction of the District Board will be obtained. Item No. 6 of 1894–95.
3	Kumbakonam ..	Constructing 6 feet tunnel and improving road from Dharasuram to Pattisvaram.	775	..	775	
4	Do. ..	Constructing a tunnel on Olugu-seri village road.	55	..	55	
5	Shiyali ..	Constructing three tunnels on Arasur village road.	760	..	760	
		Kumbakonam Taluk Board, Total ..	13,090	..	5,090	

III-A.—Detail of Allotments for Public Works in the Tanjore District, &c.—*cont.*

A.—New Works—cont.

No.	Taluk.	Description of work.	Amount of estimate.	Computed expenditure up to 31st March 1895.	Estimated expenditure for 1895–96.	Remarks and references.
		COMMUNICATIONS—*cont.*	RS.	RS.	RS.	
		Negapatam Taluk Board.				
1	Negapatam ..	Constructing a village road from Puthucheri to Palakurchi.	7,000	600	500	Sanction of Government has been applied for.
2	Nannilam ..	Constructing a village road from road No. 16 to Manaparavai village.	3,500	600	500	District Board's sanction has been obtained.
3	Do. ..	Metalling the road from Nannilam to Sennanallur Railway station.	14,300	..	4,760	Contribution from taluk funds towards the work (*vide* District Boards' Proceedings, No. 6, dated 25th August 1894). Sanction of Government will be obtained.
		Negapatam Taluk Board, Total ..	24,800	1,200	5,760	
		Mannargudi Taluk Board.				
1	Mannargudi ..	Constructing tunnels on Minamanallur village road.	1,850	500	500	Item No. 3 of budget for 1894–95.
2	Do. ..	Constructing two pipe drains in Nidamangalam town.	175	..	175	
3	Tirutturaippundi.	Forming road from road No. 35 to Kottagam Railway station.	(*a*) 3,000	2,000	1,000	Item No. 4 of budget for 1894–95.
4	Do. ..	Forming a village road from Mannargudi road to Nagai.	(*a*) 200	..	200	(*a*) Sanction of the District Board will be obtained.
5	Do. ..	Improvement to village road from Lakshmangudi bridge on road No. 23 to Mannargudi.	4,000	..	2,000	
		Mannargudi Taluk Board, Total.	9,225	2,500	3,875	
		Pattukkottai Taluk Board—Nil.	..	..	..	
		Total, Taluk Boards ..	47,770	3,700	15,380	
		Total District and Taluk Boards, Communications	63,970	3,700	26,880	
		CIVIL BUILDINGS.				
		District Board.				
1	Pattukkottai ..	Reconstructing the bungalow attached to Ammanichatram.	950	..	950	
2	Do. ..	Reconstructing the eastern compound wall of the travellers' bungalow providing shutters for gate way.	..	..	200	
3	Madura district .	Sethukkarai chatram erecting a pandal in front of the choultry for the use of travellers.	..	..	15	
		Total, District Board ..	950	..	1,165	
		Tanjore Taluk Board.				
1	....	Construction of school-houses ..	100	..	100	RS. Varahur .. .. 30 Melaveli .. .. 30 Mealalur .. .. 40 Total .. 100
		Kumbakonam Taluk Board.				
1	Kumbakonam ..	Constructing a school-house at Tirupanandal.	..	..	200	
2	Do. ..	Constructing a school-house at Nachiarkovil.	..	..	150	
3	Do. ..	Constructing a school-house at Ammachatram.	..	..	150	
		Kumbakonam Taluk Board, Total	..	..	500	
		Negapatam Taluk Board—Nil.				
		Mannargudi Taluk Board.				
1	Tiruttnraippundi.	Constructing a school-house at Tirutturaippundi.	3,000	..	1,500	

III-A.—Detail of Allotments for Public Works in the Tanjore District, &c.—*cont.*

A.—New Works—cont.

No.	Taluk.	Description of work.	Amount of estimate.	Computed expenditure up to 31st March 1895.	Estimated expenditure for 1895-96.	Remarks and references.
		CIVIL BUILDINGS—*cont.*	RS.	RS.	RS.	
		Pattukkottai Taluk Board—Nil.				
		Total, Taluk Boards ..	3,100	..	2,100	
		Total District and Taluk Boards, Civil Buildings	4,050	..	3,265	
		MISCELLANEOUS PUBLIC IMPROVEMENTS.				
		District Board.				
1	Tanjore district .	Planting avenues on District Board roads.	5,000	1,575	3,425	
2	Pattukottai ..	Constructing a surplus overflow to the Mannappan tank at Adirampatnam.	400	..	400	
		Yemunambalpuram Chattram.				
3	Mannargudi ..	Constructing three additional steps in the bottom up to the river bed in Korayar left bank to prevent accidents.	..	..	300	
		Nadar Chattram.				
4	Tanjore ..	Constructing a supply sluice for the unjah lands leased to Mullintha Mudali.	..	..	50	
		Mohanambalpurm Chattram.				
5	Pattukkottai ..	Reconstructing the outlet of the chattram tank.	..	..	150	
		Dropadambalpuram Chattram.				
6	Do. ..	Extending the eastern-wall of the chattram tank to the north end.	..	..	250	
		Total ..	..	..	250	
		Total, District Board ..	5,400	1,575	4,575	
		Tanjore Taluk Board.				
1	Tanjore ..	Constructing a well at Orattanadu.	..	..	350	
		Kumbakonam Taluk Board—Nil.				
		Negapatam Taluk Board—Nil.				
		Mannargudi Taluk Board—Nil.				
		Pattukkottai Taluk Board.				
		Constructing a parapet wall round the Mandikolam at Arantangi.	..	..	560	
		Fencing, &c., to the Peraurani market.	..	..	200	
		Pattukkottai Taluk Board, Total.	..	..	760	
		Total, Taluk Boards ..	..	..	760	
		Total, District and Taluk Boards, Miscellaneous Public Improvements	..	..	1,110	
		Grand Total, New Works ..	5,400	1,575	5,685	
			73,420	5,275	35,830	

III-B.—Detail of Allotments for Public Works in the Tanjore District for the official year 1895-96.

B.—Repairs.

No.	Taluks.	Description of work.	Number of miles.	Rate per mile.	Estimated expenditure for 1895-96.	Remarks and References.
		COMMUNICATIONS.		RS.	RS.	
		District Board.				
1	Tanjore ..	Repairing road No. 1 from Trichinopoly to Negapatam.	20	108	2,160	Item 1, budget for 1894-95.
	Do. ..	Do. do. ..	7½	270	2,025	
	Do. ..	Do. do. ..	5¾	54	315	
	Mannargudi ..	Do. do. ..	11	108	1,188	
	Do. ..	Do. do. ..	1	350	350	
	Nannilam ..	Do. do. ..	9	90	810	
	Negapatam ..	Do. do. ..	18	90	1,620	
2	Tanjore ..	Repairing road No. 2 from Shiyali to Salem *via* grand anicut.	23	67½	1,552	Do. 2 do.
	Kumbakonam ..	Do. do. ..	29	67½	1,957	
	Mayavaram ..	Do. do. ..	9	108	972	
			10	90	900	
	Shiyali ..	Do. do. ..	3	108	324	
3	Tanjore ..	Repairing road No. 3 from Adirampatnam to Gandharvakotta.	10½	150	1,575	Do. 3 do.
	....	Do. do. ..	5	45	225	
	Pattukkottai ..	Do. do. ..	26	72	1,872	[illegible]
4	Tanjore ..	Repairing road No. 4 from Tanjore to Coleroon South bank *via* Tiruvadi.	7½	650	4,875	Do. 4 do.
5	Do. ..	Repairing road No. 5 from Tanjore to Kumbakonam.	6	90	540	Do. 5 do.
	....	Do. do. ..	11	90	990	
	....	Do. do. ..	1½	350	525	
6	Tanjore ..	Repairing road No. 7 from Tanjore to Mannargudi.	11	45	495	
	Mannargudi ..	Do. do. ..	11	45	495	
7	Tanjore ..	Repairing road No. 8 from Tanjore to Muttupet.	18	72	1,296	Do. 7 do.
	....	Do. do. ..	18½	72	1,332	
	....	Do. do. ..	2	250	500	Do. 7 do.
8	Kumbakonam ..	Repairing road No. 9 from Vikrapandi towards Kumbakonam *via* Vellar anicut.	12½	135	1,688	Do. 8 do.
	....	Do. do. Metalled	1	350	350	
9	Tanjore ..	Repairing road No. 9 from Tanjore to Gandharvakottai.	14	180	2,520	Do. 9 do.
10	Kumbakonam ..	Repairing road No. 13 from Kumbakonam to Karaikal.	13	45	585	Do. 10 do.
	Mayavaram ..	Do. do. ..	4½	45	202	Do. 10 do.
	Nannilam ..	Do. do. ..	9½	45	427	
11	Kumbakonam ..	Repairing road No. 14 from Kumbakonam to Nannilam.	8½	400	8,400	Do. 11 do.
	Nannilam ..	Do. do. ..	9¾	45	441	Do. 11 do.
			2	450	900	
12	Kumbakonam ..	Repairing road No. 15 from Kumbakonam to Adirampatnam *via* Mannargudi.	13	500	6,500	Do. 12 do.
	Mannargudi ..	Do. do. ..	7	500	3,500	
	Do. ..	Do. do. ..	10	90	900	
	Pattukkottai ..	Do. do. ..	10	90	900	
13	Nannilam ..	Repairing road No. 17 from Kodavasal to Koradachery.	7½	350	2,625	Do. 13 do.
14	Mannargudi ..	Repairing road No. 18 from Mannargudi to Vedaranniyam.	9½	100	950	Do. 14 do.
	Tirutturaippundi.	Do. do.	10½	67½	711	
15	Pattukottai ..	Repairing No. 19 from No. 15 to Arantanghi *via* Pattukkottai.	35	45	1,575	Do. 15 do.
	....	Do. do. ..	1	250	250	
16	Pattukkotttai ..	Repairing road No. 20 from Kalagum to Avadayar Covil.	22	45	990	Do. 16 do.
17	Do. ..	Repairing road No. 21 from Arantanghi to Mimisal.	22	54	1,188	Do. 17 do.
	....	Do. do. ..	1	250	250	
18	Mannargudi ..	Repairing road No. 23 from Mannargudi to Tiruvalur.	12	90	1,080	Do. 18 do.
	Negapatam ..	Do. do ..	4½	90	405	Do. 18 do.
19	Pattukkottai ..	Repairing road No. 24 from Muttupet to Mimisal *via* Adirampatnam.	46	45	2,070	Do. 19 do.

III-B.—Detail of Allotments for Public Works in the Tanjore District for the official year 1895-96—*cont.*

B.—Repairs—cont.

No.	Taluk.	Description of work.	Number of miles.	Rate per mile.	Estimated expenditure for 1895–96.	Remarks and references.
		COMMUNICATIONS—*cont.*		RS.	RS.	
		District Board—cont.				
20	Negapatam ..	Repairing road No. 26 from Muttupet to Velanganny.	10	90	900	Item 20 of budget for 1894–95.
	....	Do. do. ..	22	90	1,980	
21	Shiyali ..	Repairing great Southern trunk road No. 28 inclusive of a portion of Nos. 2 and 36 from Madras to Travancore frontiers with a branch from Dindivanam towards Negapatam.	16	108	1,728	Do. 21 do.
	Mayavaram ..	Do. do. ..	11	108	1,188	
	Do. ..	Do. metalled, including road to Poraiyar hospital.	3	500	1,500	
22	Mayavaram ..	Repairing road No. 35 from Mayavaram to Tirutturaippundi *via* Tiruvalur.	7½	135	1,012	Item 22 of budget for 1894–95.
	Nannilam ..	Do. do. ..	6¾	300	2,025	
	Do ..	Do. do. ..	11	135	1,485	
	Negapatam ..	Do. do. ..	9¼	300	2,775	
	Tirutturaipundi.	Do. do. ..	9	300	2,700	
23	Negapatam ..	Repairing road No. 36 from Negapatam to Valanganny.	6½	90	585	
	.. ....	Do. do. ..	8	45	360	Do. 23 do.
	....	Repairing road No. 36 from north of Vettar bridge at Nagur, Negapatam Taluk.	1	450	450	Do. 23 do.
	Tirutturaipundi.	Do. do. ..	10	45	450	
24	Kumbakonam ..	Repairing road No. 39 from Papanasam to Satiyamangalam.	7	315	2,205	Do. 24 do.
	Tanjore ..	Do. do. ..	3	315	945	
25	Kumbakonam ..	Repairing road No 48 from Kumbakonam to Mayavaram	14	45	630	Do. 25 do.
	Mayavaram ..	Do. do. ..	12	45	540	
26	Nannilam ..	Repairing road No. 55 along the Puthur north bank to connect roads Nos. 35 and 14.	2	350	700	Do. 26 do.
27	Mannargudi ..	Repairing road No. 64 from Mannargudi to Pattukkottai *via* Kannngudi.	10	54	540	Do. 27 do.
	Pattukottai ..	Do. do.				
28	Tanjore district.	Repairs to bridges	10	54	540	Do. 27 do.
29	Shiyali	Repairing roadway over the Coleroon bridge at Anaikkaran chatram.	..	..	1,050	Do. 28 do.
	.. ....	Repairing road from Arantanghi to Pudukkotta state road.	..	..	250	Do. 29 do.
30	Tanjore ..	Plastering with cement the Cauvery bridge on road No. 4.	8½	180	1,530	
32	Kumbakonam ..	Repairing the damaged tunnels on road No. 39.	1,700	..	1,700	
33	Mayavaram ..	Repairing and plastering tunnels on road No. 35.	600	..	690	
34	Nannilam ..	Repairing bridges and tunnels on road No. 14, mud portion.	1,500	..	1,500	
35	Mannargudi ..	Plastering Korayar bridge on road No. 1 at Nedamangalam.	300	..	300	
36	Negapatam ..	Repairing and plastering the bridges on road No. 36.	360	..	360	
37	Pattukkottai ..	Special repairs to road No. 19.	..	..	735	
38	Do. ..	Do. do. No. 21.	..	..	500	
39	Do. ..	Do, do. No. 24	..	..	3,000	
40	Negapatam ..	Moiety of the difference between the traffic receipts and the cost of maintenance of Vedaranniyam canal.	..	..	750	
			..	..	4,453	Public Works Department.
		Total, District Board { L.F.D.			1,00,813	
		{ P.W.D.			4,453	
		Tanjore Taluk Board.				
1	Tanjore ..	Repairing road along Vennar right bank from No. 39 eastwards.	3	50	150	Item 1 of budget for 1894–95, P.W.D.

III-B.—Detail of Allotments for Public Works in the Tanjore District for the official year 1895–96—*cont.*

B.—Repairs—cont.

No.	Taluk.	Description of work.	Number of miles.	Rate per mile.	Estimated expenditure for 1895–96.	Remarks and references.
		COMMUNICATIONS—*cont.*		RS.	RS.	
		Tanjore Taulk Board—cont.				
2	Tanjore ..	Maintaining road from Cauvery-Vennar regulators to Pillaivoikal sluice No. 2 on the Cauvery right bank.	1½	35	50	Item 2 of budget for 1894–95.
3	Do. ..	Repairing road No. 39 to Haridwaramangalam along the Vennar left bank.	6	50	300	Do. 3 do.
4	Do. ..	Maintaining road No. 90 along the north bank of Vennar east of road No. 4 to Udaramangalam village.	3½	60	210	Do. 4 do.
5	Do. ..	Maintaining road No. 6 from railway to road No. 39 along the Vettar right bank.	2½	90	225	Do. 5 do.
6	Do. ..	Maintaining road from Tirukkattupalli to Palamarneri along the right bank of the Cauvery.	..	..	40	Do. 6 do.
7	Do. ..	Repairing left bank of Vettar from Ayyampet to road No. 39.	3	25	75	Do. 7 do.
8	Do. ..	Repairing road No. 6 from Tanjore to Govindakudi.	7½	75	562	Item 8 of budget for 1894–95 (L.F.D.)
9	Do. ..	Repairing road No. 38 from Ammapet to Alangudi.	16	50	175	Do. 9 do.
10	Do. ..	Repairing road No. 50 from Ayyampett to Tirukkattuppalli along the south bank of Kodamurutti.	3½	50	800	Do. 10 do.
11	Do. ..	Repairing road from Ammapet Railway station to Ammapet.	1	150	150	Do. 11 do.
12	Do. ..	Repairing road No. 56 from Tanjore to Vallam *via* Pilliarpatti.	6	135	810	Do. 12 do.
13	Do. ..	Repairing road No. 57 from Singipatti to Puthu chatram.	9½	250	2,375	Do. 13 do.
14	Do. ..	Repairing village road from Vallam to Orattanadu *via* Arumalai.	2	70	140	Do. 14 do.
			6	20	120	
15	Do. ..	Repairing road from Tiruppayanam on road No. 2 to Serupuliyur *via* Thenglur.	1	20	20	Do. 15 do.
16	Do. ..	Repairing road from road No. 50 to Kandamangalam.	1	20	20	Do. 16 do.
17	Do. ..	Repairing road from Kambayanatham to Saliamangalam.	2	20	40	Do. 17 do.
18	Do. ..	Repairing road No. 50 to Varahur.	1	20	20	Do. 18 do.
19	Do. ..	Repairing the streets of Tiruvadi.	..	..	750	Do. 19 do.
20	Do. ..	Repairing the streets of Vallam ..	..	..	300	Do. 20 do.
21	Do. ..	Repairing the streets of Millattur	..	..	100	Do. 21 do.
22	Do. ..	Repairing railway feeder road from Ayyampet railway station to road No. 39, *via* Agaramangudi.	2⅞	60	173	Do. 22 do.
23	Do. ..	Repairing road from Tanjore to Budalur.	12	50	600	Do. 23 do.
24	Do. ..	Repairing Maharajapuram village road.	..	..	20	Do. 24 do.
25	Do. ..	Repairing jungle track parallel to road No. 1 West.	3½	30	105	Do. 25 do.
26	Do. ..	Repairing ferry roads	..	..	150	Do. 26 do.
27	Do. ..	Repairing the road leading to the burning ground at Vallam.	..	..	100	Do. 27 do.
28	Do. ..	Repairing Thalanapaliem village road.	1	75	75	Do 28 do.
					1,050	
		Total Tanjore Taluk Board. { P.W.D.			7,605	
		{ L.F.D.				
		Kumbakonam Taluk Board.				
1	Kumbakonam ..	Repairing road No. 12 along the Veerasholanar right bank from Anduthorai to Tranquebar.	3½	50	175	Item 1 of budget for 1894–95, P.W.D.

III-B.—Detail of Allotment for Public Works in the Tanjore District for the officials year 1895–96.

B.—Repairs—cont.

No.	Taluk.	Description of work.	Number of miles.	Rate per mile.	Estimated expenditure for 1895–96.	Remarks and references.
		Communications—*cont.*		Rs.	Rs.	
		Kumbakonam Taluk Board—cont.				
2	Kumbakodam ..	Repairing road No. 47 along the right bank of Tirumalarajanar No. 14 east ward.	2⅜	50	120	Item 2 of budget for 1894–95, P.W.D.
3	Do. ..	Repairing road No. 70 along the Coleroon south bank from lower anicut to Anaikaran chatram.	7	50	350	Do. 3 do.
4	Do. ..	Repairing road No. 79 along the south bank of Arasalar.	3¼	40	130	Do. 4 do.
5	Do. ..	Maintaining 2 miles of road along the south bank of Kodamurutti river.	2	25	50	Do. 5 do.
6	Do. ..	Repairing road No. 6 from Tanjore to Govindakudi.	5½	90	495	Item 6 of budget for 1895–95 (by L.F.D.)
7	Do. ..	Repairing road No. 10 from Papanasam to Valangiman.	7	54	378	Do. 7 do.
8	Do. ..	Repairing road No. 11 from Kumbakonam to Udaiyarpalaiyam.	5½	90	495	Do. 8 do.
9	Do. ..	Repairing road No. 16 from Valangiman to Tiruvalur.	6½	90	585	Do. 9 do.
10	Do. ..	Repairing road No. 38 from Ammapet to Alangudi.	3	54	162	Do. 10 do.
11	Do. ..	Repairing road No. 40 from Kuttalam to Lower Anicut.	12	63	756	Do. 11 do.
12	Do. ..	Repairing road No. 41 from Vaitheswarankoil to Pandanallore.	3½	45	158	Do. 12 budget for 1894–95.
13	Do. ..	Repairing road No 47 from Nachiarkoil to Nannilam.	3	45	135	Do. 13 do.
14	Do. ..	Repairing road No. 59 from Pulianjeri on road No. 2 to Coleroon *via* Tiruppirambian.	3⅛ 4	50 63	155 252	Do. 14 do.
15	Do. ..	Repairing road No. 71 from Anakudi to join trunk road No. 9 over Kovilachari.	1	45	45	Do. 15 do.
16	Do. ..	Repairing road No. 81 from Tiruppanandal to Thennalgudi.	7½	90	675	Do. 16 do.
17	Do. ..	Repairing road No. 90 along the Vennar embankment through Haridwaramangalam street to Kumaramangalam.	2½	36	90	Do. 17 do.
18	Do. ..	Repairing the road from Dharasuram to Patteswaram.	2	22½	45	Do. 18 do.
19	Do. ..	Repairing the road from No. 5 to Kunanjeri *via* Anakudi on road No. 2.	2½	22½	55	Do. 19 do.
20	Do. ..	Repairing the road from Arayar to road No. 1.	1¼	45	58	Do. 20 do.
21	Do. ..	Repairing the road from Tirunageswaram to join No. 2 *via* Tiruvidamarudur Railway station.	2	22½	45	Do. 21 do.
22	Do. ..	Repairing the road from Tirunageswaram to Rendankattai.	4	22½	90	Do. 12 do.
23	Do. ..	Repairing the road from Amma chatram on road No. 2. to Thirunageswarm *via* Theperumanallure.	1⅗	22½	36	Do. 23 do.
24	Do. ..	Repairing the road from Anakudi to Veppathur.	2	22½	45	Do. 24 do.
25	Do. ..	Repairing the road from Veppathur on road No. 48 to Tiruvidamarudur on road No. 2.	1½	60	90	Do. 25 do.
26	Do. ..	Repairing the road from Tiruvalanguli on road No. 5 to Mangudi.	2	22½	45	Do. 26 do.
27	Do. ..	Repairing road from Aiyampet railway station to Ulliakadai.	2½	22½	55	Do. 27 do.
28	Do. ..	Repairing road from Madhiarjunan on road No. 2 to road No. 13 in the limits of Sivakkiapuram.	1½	22½	36	Do. 28 do.
29	Do. ..	Repairing road from No. 9 to Senganoor.	1	22	22	Do. 29 do.
30	Do. ..	Repairing the Madakudi village road.	4	25	100	Do. 30 do.

III-B.—Detail of Allotments for Public Works in the Tanjore District for the official year 1895–96—*cont.*

B.—Repairs—cont.

No.	Taluk.	Description of work.	Number of miles.	Rate per mile	Estimated expenditure for 1895–96.	Remarks and references.
		I.—Communications—*cont.*		Rs.	Rs.	
		Kumbakonam Taluk Board—cont.				
31	Kumbakonam ..	Repairing the road branching from No. 10 and passing through Chandrasekarapuram, &c., villages and joining the road from Haridwaramangalam to Nidamangalam.	4	50	200	Item 31 of budget for 1894–95.
32	Do. ..	Repairing the railway feeder road from the railway station to Ayyampet	¾	360	270	Do. 32 do.
33	Do. ..	Repairing the road from Thennalore on road No. 11 to Kollore.	1	45	45	Do. 33 do.
34	Do. ..	Repairing the road from Karuppur village road.	..	..	50	
		Total Kumbakonam taluk. P.W.D. ..			825	
		Total Kumbakonam taluk. L.F.D. ..			5,668	
35	Mayavaram ..	Repairing road No. 12 along the Veerasholanar right bank from Auduthorai to Tranquebar.	23	75	1,725	Do. 34 by P. W. D.
36	Do. ..	Repairing road No. 70 along the Coleroon south bank from Lower Anicut to Anaikaran chatram from 8th to 17th mile.	10	50	500	Do. 35 do.
37	Do. ..	Repairing road No. 31 from Mayavaram to road No. 280.	11	67½	743	Do. 36 by L. F. D.
38	Do. ..	Repairing road No. 32 from Mayavaram to Kaveripatnam.	4	27	108	Do. 37 do.
39	Do. ..	Repairing road No. 41 from Vaitheswarankoil to Pandanallore.	8½	68	576	Do. 38 do.
40	Do. ..	Repairing road No. 53 from Tiruvilandur to Palavar bridge on road No. 41 and thence to the Coleroon bank *via* Manamodu.	9	68	612	Do. 39 do.
41	Do. ..	Repairing road No. 73 from No. 2 near Kuttalam to Palayur on road No. 13.	6¾	90	608	Do. 40 do.
42	Do. ..	Repairing road No. 86 from Battacheri to No. 12	2	45	90	Do. 41 do.
43	Do. ..	Repairing the branch road from No. 31 to No. 2 *via* Dharmapuram.	2	45	90	Do. 43 do.
44	Do. ..	Repairing road No. 87 from Senbanarkil on road No. 31 to Nalladai on road No. 12.	4½	80	600	Do. 42 do.
45	Do. ..	Repairing the pathway leading to Veera Chetti tank, Porayar.	1	22	22	Do. 44 do.
46	Do. ..	Repairing road No. 53 to the Railway station at Anathandavapuram.	4½	45	208	Do. 45 do.
47	Do. ..	Repairing the streets of Tranquebar.	..	..	150	Do. 46 do.
48	Do. ..	Repairing the village road of Thiruvidakali.	7	45	315	Do. 47 do.
49	Do. ..	Repairing the Knrichi village road.	5	30	150	Do. 48 do.
50	Do. ..	Repairing the Thiruvalupattur village road.	1	22	22	Do. 49 do.
51	Do. ..	Repairing the Anthakudi village road.	1	22	22	Do. 50 do.
52	Do. ..	Repairing the road leading to the See Customs Office, Tranquebar.	2	22½	45	Do. 51 do.
53	Do. ..	Repairing road from No. 28 to Sathangudi.	1	25	25	Do. 52 do.
54	Do. ..	Repairing Narayanamangalam village road.	..	..	150	Do. 53 do.
55	Do. ..	Repairing the village road of Valaivanoor branching from No. 35.	1	25	25	Do. 54 do.
56	Do. ..	Repairing Pillaividanthai village road.	..	..	35	Do. 55 do.

III-B.—Detail of Allotments for Public Works in the Tanjore District for the official year 1895-96—*cont.*

B.—Repairs—cont.

No.	Taluk.	Description of work.	Number of miles.	Rate per mile.	Estimated expenditure for 1895-96.	Remarks and references.
		COMMUNICATIONS—*cont.*		RS.	RS.	
		Kumbakonum Taluk Board—cont.				
57	Mayavaram ..	Repairing road from Mayavaram to Anatandavapuram.	4	50	200	Item 56 of budget for 1894-95.
58	Do. ..	Repairing Manganallur railway feeder road.	..	..	35	
		Total, Mayavaram Taluk { P.W.D. / L.F.D.			2,225 / 4,831	
59	Shiyali ..	Repairing road No. 70 along the Coleroon south bank from lower anicut to Anaikaran chatram, 18th to 27th mile.	10	50	500	Item 57 of budget for 1894-95 by P.W.D.
60	Do. ..	Repairing the road along the Coleroon south bank from 28th to 31st mile.	4	50	200	Do. 58 do.
61	Do. ..	Repairing road No. 29 from Shiyali to Thirumulavasal.	7½	72	540	Item 59 of budget for 1894-95, by L.F.D.
62	Do. ..	Repairing road No. 32 from Mayavaram to Kaveripatnam.	5	27	135	Do. 60 do.
63	Do. ..	Repairing road No. 41 from Vaitheswarankoil to Pandanallore.	3	68	204	Do. 61 do.
64	Do. ..	Repairing road No. 42 from Thiruvankadu to join road Nos. 28 and 43.	1¾	36	63	Do. 62 do.
65	Do. ..	Repairing road No. 43 from Thiruvenkadu to Tirunagari.	5	54	270	Do. 63 do.
66	Do. ..	Repairing road No. 44 from Tiruvenkadu to Naidavasal.	3	67½	202	Item 64 budget for 1894-95.
67	Do. ..	Repairing road No. 68 from Puthur on road No. 28 to Puthupatnam near Devikottai along the bank of Pudumanaiyar.	9½	45	432	Do. 65 do.
68	Do. ..	Repairing road No. 69 from Shiyali to Panangathangudi on the Coleroon bank.	6	60	360	Do. 66 do.
69	Do. ..	Repairing the railway feeder road at Anaikaran chatram.	2	45	90	Do. 67 do.
70	Do. ..	Repairing road from Puthuthurai to Thirunagari.	3	45	135	Do. 68 do.
71	Do. ..	Repairing road from No. 2 from Uppanar ferry and thence to Thirunagari.	6	45	270	Do. 69 do.
72	Do. ..	Repairing the village road from Tirunagarai to Uppanar and thence to road No. 68.	4	31½	126	Do. 70 do.
73	Do. ..	Repairing the Nallur village road.	4	31½	126	Do. 71 do.
74	Do. ..	Repairing the Arasur village road.	..	..	150	Do. 72 do.
75	Do. ..	Repairing the Kunnam Mathalur village road.	6	31½	190	Do. 73 do.
76	Do. ..	Repairing the village road to Velur, No. 88.	4	31½	126	Do. 74 do.
77	Do. ..	Repairing the Tirukolakkal village road.	2	22½	45	Do. 75 do.
78	Do. ..	Repairing the Mahandrappalli village road.	6	45	270	Do. 76 do.
79	Do. ..	Repairing the road from Achalpuram to Anaikaran chatram.	..	..	90	Do. 77 do.
80	Do. ..	Repairing the Yogeswaram padugai village road.	4	31½	126	Do. 78 do.
81	Do. ..	Repairing the road from railway station to the bazaar street, Shiyali.	1	350	350	Do. 79 do.
		Total, Shiyali Taluk { P.W.D. / L.F.D.	.. / ..	.. / ..	700 / 4,300	
		Total, Kumbakonam Taluk Board. { P.W.D. / L.F.D.	.. / ..	.. / ..	3,750 / 14,799	

III-B.—Detail of Allotments for Public Works in the Tanjore District for the official year 1895-96—*cont.*

B.—Repairs—cont.

No.	Taluk.	Description of work.	Number of miles.	Rate per mile.	Estimated expenditure for 1895-96.	Remarks and references.
		COMMUNICATIONS—*cont.*		RS.	RS.	
		Negapatam Taluk Board.				
1	Negapatam ..	Repairing the road No. 34 from Aliyur to Nagore.	5¼	70	368	Item 1 budget for 1894-95.
2	Do. ..	Repairing road No. 85 from Kodamurutti bridge near Papakoil, on road No. 36 along the Kodamurutti south bank to join the new road from Kutchanam to Kivalur.	6	108	648	Do. 2 do.
3	Do. ..	Repairing the village road branching from Upper Devadanai bridge to Ivanallur.	3	30	90	Do. 3 do.
4	Do. ..	Repairing the village road from Amoor.	2	45	90	Do. 4 do.
5	Do. ..	Repairing the village road from Puthucheri.	6	45	270	Do. 5 do.
6	Do. ..	Repairing Palayavalam village road.	7½	45	337	Do. 6 do.
7	Do. ..	Repairing the Vepathangudi village road.	5	68	340	Do. 7 do.
8	Do. ..	Repairing the Setticheri village road.	2	45	90	Do. 8 do.
9	Do. ..	Repairing the Esanur village road.	4½	68	306	Do. 9 do.
10	Do. ..	Repairing the Eluvalai village road.	2	45	90	Do. 10 do.
11	Do. ..	Repairing the Aliyalam village road.	12	45	540	Do. 11 do.
12	Do. ..	Repairing road No. 65, from road No. 35 to No. 1.	¾	400	300	Do. 12 do.
13	Do. ..	Repairing road No. 67 from Kolapaud to Karunganai.	10 / 7½	108½ / 67	1,080 / 506	Do. 13 do.
14	Do. ..	Repairing Thennanarayanalur village road.	3	45	135	Do. 14 do.
15	Do. ..	Repairing Authanapettai village road.	1	45	45	Do. 15 do.
16	Do. ..	Repairing the Kaduvayar ferry road.	..	..	50	Do. 16 do.
17	Do. ..	Repairing road No. 35 in Tiruvalur union limits.	..	..	675	Taluk Board's Proceedings dated 31st August 1894, No. 3.
18	Do. ..	Repairing road from Adamboki bridge to Tiruvalur railway station.	..	..	100	....
19	Do. ..	Repairing road No. 46 along the north bank of the Vettar.	2	105	210	Item 17, P.W.D.
		Total Negapatam Taluk { P.W.D. / L.F.D.			210 / 6,060	
20	Nannilam ..	Repairing road No. 14 in Nannilam union limits.	..	..	450	Taluk Board's Proceedings No. 11, dated 10th September 1894.
21	Do. ..	Repairing road No. 16 from Valangiman to Tiruvalur.	13½	54	729	Item 18 of budget for 1894-95.
22	Do. ..	Repairing road No. 30 from Mudicondan to Nagore.	16½	67½	1,114	Do. 19 do.
23	Do. ..	Repairing road No. 33 from Nannilam to Nagore joining road No. 30.	8	45	360	Do. 20 do.
24	Do. ..	Repairing road No. 46 from Nagore to Kangalancheri.	12	82½	990	Do. 21 do.
25	Do. ..	Repairing road No. 47 from Nachirkovil to Nanilam.	7	45	315	Do. 22 do.
26	Do. ..	Repairing road No. 54 from Peralam to Umbakaruthur on the French frontier.	5	100	500	Do. 23 do.
27	Do. ..	Repairing road No. 62 from Poonthottam to Karaikal.	10	45	450	Do. 24 do.
28	Do. ..	Repairing road No. 78 from Pilavadi on road No. 47 to Kadambangudi.	2	60	120	Do. 25 do.
29	Do. ..	Repairing road to Koradachery railway station from road No. 17.	..	..	175	....
30	Do. ..	Repairing road No. 84 from Kulikarai to Ammayappan.	4	45	180	Do. 26 do.

III-B.—Detail of Allotments for Public Works in the Tanjore District for the official year 1895-96—*cont.*

B.—Repairs—cont.

No.	Taluk.	Description of works.	Number of miles.	Rate per mile.	Estimated expenditure for 1895-96.	Remarks and references.
		COMMUNICATIONS—*cont.*		RS.	RS.	
		Negapatam Taluk Board—cont.				
31	Nannilam ..	Repairing the new road from No. 47 to road No. 14 at Parithiyur in continuation of road No. 78.	2	45	90	Item 27 of budget for 1894-95.
32	Do. ..	Repairing road from Thittacheri to Thirumalrayanpatnam.	3	54	162	Do. 28 do.
33	Do. ..	Repairing railway feeder from Kulikarai railway station to meet road No. 28.	4	22½	90	Do. 29 do.
34	Do. ..	Repairing road from Kamalapuram to Kanguduthavarutham.	3	68	204	Do. 30 do.
35	Do. ..	Repairing Kilatanjavur village road.	4	22½	90	Do. 31 do.
36	Do. ..	Repairing village road from Nagambadi to Thiruvalimalai.	2½	31	77	Do. 32 do.
37	Do. ..	Repairing road from Thirupugalur to Tiruchangattangndi.	4	31½	126	Do. 33 do.
38	Do. ..	Repairing Visalur village road ..	1	22	22	Do. 34 do.
39	Do. ..	Repairing Anaikuppam village road.	3	45	135	Do. 35 do.
40	Do. ..	Repairing Sengalipuram village road.	3	45	135	Do. 36 do.
41	Do. ..	Repairing Elayur village road ..	1	31	31	Do. 37 do.
42	Do. ..	Repairing ferry roads	..	..	200	Do. 38 do.
43	Do. ..	Repairing road No. 79 along the Arasalar right bank.	12½	50	625	Do. No. 40 do. Public Works Department.
44	Do. ..	Repairing road No. 46 along the Vettar south bank from Nagore to Kamalancheri.	4⅓	60	270	Item 41 of budget for 1894-95 (by P.W.D.).
		Total, Nannilam Taluk { P.W.D. .. / L.F.D. ..			895 6,745	
		Total, Negapatam Taluk Board. { P.W.D. .. / L.F.D. ..			1,105 12,805	
		Mannargudi Taluk Board.				
1	Mannargudi ..	Repairing road No. 51 from No. 45 at Mullayar head joining road No. 35, and thence to Thalanayar on the right bank of the Harichandranathi.	9	60	540	Item 1 of budget for 1894-95 (by P.W.D.).
2	Do. ..	Repairing road No. 90 along the left bank of Vennar from No. 15 and joining No. 38.	5¼	60	315	Do. 2 do.
3	Do. ..	Rapairing the road along the left bank of Koraiyar on road No. 23 to Mullayar head.	4½	60	270	Do. 3 do.
4	Do. ..	Repairing road No. 58 from Koradacheri to No. 23.	5	44	220	Do. 4 of budget for 1894-95 (by L.F.D.).
5	Do. ..	Repairing road from Vattar to Kalappal.	2½	22½	56	Do. 5 do.
6	Do. ..	Repairing road No. 9 from Meenamanalur to Vedapuram.	6	22½	135	Do. 6 do.
7	Do. ..	Repairing road from Audichapuram to Kuthanallur.	4¾	22½	108	Do. 7 do.
8	Do. ..	Repairing road from No. 1 to Navalpundi.	5	25	125	Do. 8 do.
9	Do. ..	Repairing road from Vellaur bridge on road No. 23 to Ogaperayur.	4	22½	90	Do. 9 do.
10	Do. ..	Repairing road from Kumattithidal to Muttupet.	2	22½	45	Do. 10 do.
11	Do. ..	Repairing road from Pamaniyar bridge on road No. 18 to Sithamalli.	16	60	960	Do. 11 do.
	Do. ..	Repairing road from Korayar left bank to No. 18 *viâ* Renganathapuram, &c., villages.	8	22½	180	Do. 12 do.

III-B.—Detail of Allotments for Public Works in the Tanjore District for the official year 1895-96—*cont.*

B.—Repairs—cont.

No.	Taluk.	Description of works.	Number of miles.	Rate per mile.	Estimated expenditure for 1894-95.	Remarks and references.
		COMMUNICATIONS—*cont.*		RS.	RS.	
		Mannargudi Taluk Board—cont.				
13	Mannargudi ..	Repairing road No. 27 from Kottur to Sengandi.	4	60	240	Item 14 of budget for 1894-95.
14	Do. ..	Repairing road No. 57 to Manakarai.	4	22½	90	Do. 15 do.
		Total, Mannargudi Taluk .. { P.W.D. .. / L.F.D. ..			1,125 2,249	
15	Tirutturaippundi.	Repairing road No. 37 from Munniyar along the Harichandranathi left bank.	13½	70	945	Item 16 of budget for 1894-95 (by P.W.D.).
16	Do. ..	Repairing road No. 63 from Ponnani to Kallimodu on the left bank of Adappar.	11¾	84	987	Do. 17 do.
17	Do. ..	Repairing road No. 61 from No. 26 in Kunnalur limits and joining road No. 25.	4	40	160	Do. 18 of budget for 1894-95 (by L.F.D.).
18	Do. ..	Repairing road from Malamarudur to Thagattore.	3	60	180	Do. 19 do.
19	Do. ..	Repairing road from Gopalasamudram to Thillaivilagam.	1½	45	68	Do. 20 of budget for 1894-95.
20	Do. ..	Repairing road No. 27 from Kottur to Sengandi.	5	75	375	Do. 21 do.
21	Do. ..	Repairing road from Manali to Velakkudi.	6	25	150	Do. 22 do.
22	Do. ..	Repairing road from Talanayar to Avarikadi.	3	37	112	Do. 23 do.
23	Do. ..	Repairing road No. 65 from No. 35 to No. 1 at Kivalur.	2½	40	100	Do. 24 do.
24	Do. ..	Repairing Katchanam village road.	5½	40	220	Do. 25 do.
25	Do. ..	Repairing road from Tirutturaippundi gravel road to Sengandi along the left bank of Palavanar.	..	..	80	Do. 26 do.
26	Do. ..	Repairing road from Kodiakarai jungle to Vedaranniyam.	6	50	300	Do. 27 do.
27	Do. ..	Repairing road No. 25 from Gopalasamudram to Vedaranniyam.	22	30	660	Do. 28 do.
28	Do. ..	Repairing road from Ponnani to road No. 26.	..	..	95	Do. 29 do.
		Total, Tirutturaippundi Taluk. { P.W.D. .. / L.F.D. ..			1,932 2,500	
		Total, Mannargudi Taluk Board. { P.W.D. .. / L.F.D. ..			3,057 4,749	
		Pattukkottai Taluk Board.				
1	Pattukkottai ..	Repairing road No. 52 from Puttukkottai to Sethubava chatram.	12	22½	270	Item 1 of budget for 1894-95.
2	Do. ..	Repairing road No. 60 from Kattumavadi to Arantangi.	15½	75	1,116	Do. 2 do.
3	Do. ..	Repairing road No. 75 from Pattukkottai to Arantangi *viâ* Nagaram.	31	22½	698	Do. 3 do.
4	Do. ..	Repairing road No. 3 to Rajamadam.	3½	22½	77	Do. 4 do.
5	Do. ..	Repairing the streets of Pattukkottai.	..	..	100	Do. 5 do.
6	Do. ..	Repairing the streets of Arantangi.	..	..	100	Do. 6 do.

III-B.—Detail of Allotments for Public Works in the Tanjore District, for the official year 1895-96—*cont.*

B.—Repairs—cont.

No.	Taluk.	Description of works.	Number of miles.	Rate per mile.	Estimated expenditure for 1895-96.	Remarks and references.
		COMMUNICATIONS—*cont.*		RS.	RS.	
		Pattukkottai Taluk Board—cont.				
7	Pattukkottai ..	Repairing road No. 37 from Muttupet to Mathukkur.	10	36	360	Item 8 of budget for 1894-95.
8	Do. ..	Repairing road leading to Sea Customs office at Adirampatnam	..	..	198	Do. 9 do.
		Total, Pattukkottai Taluk Board. P.W.D. ..			..	
		Total, Pattukkottai Taluk Board. L.F.D. ..			2,919	
		Total, Taluk Board—Communications. P.W.D. ..			8,962	
		Total, Taluk Board—Communications. L.F.D. ..			42,877	
		Total, District and Taluk Boards—Communications. P.W.D. ..			13,415	
		Total, District and Taluk Boards—Communications. L.F.D. ..			1,43,690	
		CIVIL BUILDINGS.	Amount of estimate.	Computed expenditure up to 31st March 1895.		
		District Board.				
1	Tanjore ..	Repairing the Raja Mirasidar Hospital, Tanjore.	4,000	3,270	730	
2	Pattukkottai ..	Repairing the hospital building at Adirampatnam.	..	..	500	
		Total ..			1,230	
		Malliam Chattram.				
	Mayavaram ..	(1) Constructing a wooden granary for storing paddy.			83	
		(2) Repairing chattram building..			100	
		Total ..			183	
		Muktambalpuram Chattram.				
3	Kumbakonam ..	(1) Repairing the chattram building in Kunengeri village.			100	
	Tanjore ..	(2) Plastering the arch of Kottiem.			90	
		(3) Plastering the eastern and western front side of Kalanjiam.			70	
		(4) Plastering the northern side of Kalanjiam.			50	
		(5) Plastering outside of the wall and introdos of arch in the eastern side of the new Mantapam.			40	
		(6) Repairing Sarpoo with Keeths.			60	
		(7) Whitewashing the building ..			60	
		(8) Replacing bressummers in the easternmost verandah and the same between third and fourth verandah posts in Board Hall.			40	
		(9) Flooring the court-yard in the first and second compartment where meals are served for Brahmins.			80	
		(10) Repairing and shifting tiles to the first compartment of the school building.			80	
		(11) Repairing and shifting tiles to the second compartment.			70	
		(12) Repairing and shifting tiles to the students' home.			70	

III-B.—Detail of allotment for Public Works in the Tanjore District for the official year 1895-96—*cont.*

B.—Repairs—cont.

No.	Taluk.	Description of works.	Estimated expenditure for 1895-96.	Remarks and references.
		CIVIL BUILDINGS—*cont.*	RS.	
		Muktambalpuram Chattram—cont.		
3	Tanjore ..	(13) Mud plastering the above building.	40	
		(14) To put in iron railings in front of the fourth compartment.	70	
		(15) Tarring eave plates of the chattram building.	30	
		(16) Repairing the gate of eastern garden.	300	
		(17) Repairing the buildings where the Sub-Registrar's office is held.	133	
		(18) Sundry repairs to the chattram building.	200	
		Total ..	1,583	
		Sreyasi Chattram.		
4	Tanjore ..	(1) Shifting tiles to the 13 bazaars in Saraya chavady.	80	
		(2) Shifting tiles to the Saraya chavady building.	150	
		(3) Repairing the oil bazaar building rented to Mahalinga Chetty.	80	
		(4) Repairing (Vengala Kadai) vessel bazaars.	80	
		(5) Constructing retaining walls, &c.	150	
		(6) Plastering the buildings ..	150	
		(7) Repairing the tiled-verandah.	200	
		(8) Plastering and white-washing the building and providing a gate with door.	120	
		(9) Providing a window with iron bars to the treasury and store rooms.	100	
		(10) Sundry repairs to the chattram building.	20	
		Total ..	1,130	
		Vennar Chattram.		
5	Tanjore ..	(1) For providing windows to Kalanjiam.	100	
		(2) Repairing and shifting tiles to the chattram building.	100	
		(3) Sundry repairs to the chattram building.	20	
		Total ..	220	
		Rajakumaraboyee Chattram.		
6	Tanjore ..	(1) Repairing the cracks, &c., in the kottiem, &c., building.	100	
		(2) Sundry repairs to the chattram building.	30	
		Total ..	130	
		Sydambalpuram Chattram.		
7	Tanjore ..	Sundry repairs to the chattram building.	20	

III-B.—Detail of Allotments for Public Works in the Tanjore District, for the official year 1895-96—*cont.*

B.—Repairs—cont.

No.	Taluk.	Description of works.	Number of miles.	Rate per mile.	Estimated expenditure for 1895-96.	Remarks and references.
		COMMUNICATIONS—*cont.*		RS.	RS.	
		Pattukkottai Taluk Board—cont.				
7	Pattukkottai ..	Repairing road No. 37 from Muttupet to Mathukkur.	10	36	360	Item 8 of budget for 1894-95.
8	Do. ..	Repairing road leading to Sea Customs office at Adirampatnam	..	..	198	Do. 9 do.
		Total, Puttukkottai Taluk Board { P.W.D. ..			..	
		L.F.D. ..			2,919	
		Total, Taluk Board—Communications. { P.W.D. ..			8,962	
		L.F.D. ..			42,877	
		Total, District and Taluk Boards—Communications. { P.W.D. ..			13,415	
		L.F.D. ..			1,43,690	
		CIVIL BUILDINGS.				
		District Board.	Amount of estimate.	Computed expenditure up to 31st March 1895.		
1	Tanjore ..	Repairing the Raja Mirasidar Hospital, Tanjore.	4,000	3,270	730	
2	Pattukkottai ..	Repairing the hospital building at Adirampatnam.	..	..	500	
		Total ..			1,230	
		Malliam Chattram.				
	Mayavaram ..	(1) Constructing a wooden granary for storing paddy.			83	
		(2) Repairing chattram building..			100	
		Total ..			183	
		Muktambalpuram Chattram.				
3	Kumbakonam ..	(1) Repairing the chattram building in Kunengeri village.			100	
	Tanjore ..	(2) Plastering the arch of Kottiem.			90	
		(3) Plastering the eastern and western front side of Kalanjiam.			70	
		(4) Plastering the northern side of Kalanjiam.			50	
		(5) Plastering outside of the wall and introdos of arch in the eastern side of the new Mantapam.			40	
		(6) Repairing Sarpoo with Keeths.			60	
		(7) Whitewashing the building ..			60	
		(8) Replacing bressummers in the easternmost verandah and the same between third and fourth verandah posts in Board Hall.			40	
		(9) Flooring the court-yard in the first and second compartment where meals are served for Brahmins.			80	
		(10) Repairing and shifting tiles to the first compartment of the school building.			80	
		(11) Repairing and shifting tiles to the second compartment.			70	
		(12) Repairing and shifting tiles to the students' home.			70	

III-B.—Detail of allotment for Public Works in the Tanjore District for the official year 1895-96—*cont.*

B.—Repairs—cont.

No.	Taluk.	Description of works.	Estimated expenditure for 1895-96.	Remarks and references.
		CIVIL BUILDINGS—*cont.*	RS.	
		Muktambalpuram Chattram—cont.		
3	Tanjore ..	(13) Mud plastering the above building.	40	
		(14) To put in iron railings in front of the fourth compartment.	70	
		(15) Tarring eave plates of the chattram building.	30	
		(16) Repairing the gate of eastern garden.	300	
		(17) Repairing the buildings where the Sub-Registrar's office is held.	133	
		(18) Sundry repairs to the chattram building.	200	
		Total ..	1,583	
		Sreyasi Chattram.		
4	Tanjore ..	(1) Shifting tiles to the 13 bazaars in Saraya chavady.	80	
		(2) Shifting tiles to the Saraya chavady building.	150	
		(3) Repairing the oil bazaar building rented to Mahalinga Chetty.	80	
		(4) Repairing (Vengala Kadai) vessel bazaars.	80	
		(5) Constructing retaining walls, &c.	150	
		(6) Plastering the buildings ..	150	
		(7) Repairing the tiled-verandah.	200	
		(8) Plastering and white-washing the building and providing a gate with door.	120	
		(9) Providing a window with iron bars to the treasury and store rooms.	100	
		(10) Sundry repairs to the chattram building.	20	
		Total ..	1,130	
		Vennar Chattram.		
5	Tanjore ..	(1) For providing windows to Kalanjiam.	100	
		(2) Repairing and shifting tiles to the chattram building.	100	
		(3) Sundry repairs to the chattram building.	20	
		Total ..	220	
		Rajakumaraboyee Chattram.		
6	Tanjore ..	(1) Repairing the cracks, &c., in the kottiem, &c., building.	100	
		(2) Sundry repairs to the chattram building.	30	
		Total ..	130	
		Sudambalpuram Chattram.		
7	Tanjore ..	Sundry repairs to the chattram building.	20	

III-B.—Detail of allotment for Public Works in the Tanjore District for the official year 1895-96—*cont.*

B.—Repairs—cont.

No.	Taluk.	Description of works.	Estimated expenditure for 1895-96.	Remarks and references.
		Civil Buildings—*cont.*	Rs.	
		Nadar Chattram.		
8	Tanjore ..	(1) Repairing two buildings in the eastern side.	60	
	Do. ..	(2) Sundry repairs to the chattram building.	20	
		Total ..	80	
		Panchanathamoyanambalpuram Chattram.		
9	Tanjore ..	Repairing the chattram building.	40	
		Rajasambalpuram Chattram.		
10	Kumbakonam ..	(1) Shifting tiles to the Byragi compartment.	35	
		(2) Flooring pial on the southern side of the tank.	13	
		(3) Plastering the building from the water-shed to the cooking compartment.	12	
		(4) Putting door to the treasury room.	8	
		(5) Putting door for Pulliar Mantapam.	10	
		(6) Putting door for bungalow rooms in the garden.	7	
		(7) Sundry repairs to the chattram building..	30	
		(8) Repairing the four bazaars near Arasalar bridge in Dharasuram thottam.	400	
		Total ..	515	
		Sakwarambalpuram Chattram.		
11	Kumbakonam ..	(1) Repairing the Thattimahal building opposite to chattram building.	57	
		(2) Repairing sarpu with keeths.	23	
		(3) Repairing Brahmin well and office compartment.	130	
		(4) Repairing the northern wall of Brahmin compartment.	14	
		(5) Constructing buttress wall to the travellers' compartment.	35	
		(6) Sundry repairs to the chattram building.	30	
		Total ..	289	
12	Kumbakonam.	Repairing the water-shed building at Nachiarkoil.	25	
		Yemunambalpuram Chattram.		
13	Mannargudi ..	(1) Repairing the court-yard in the office compartment and verandah in the western side.	35	
		(2) Mud plastering Brahmin second compartment.	7	
		(3) Flooring court-yard in the Brahmin second compartment and the same in the office compartment.	75	
		(4) Repairing thatched Choukandy.	30	

III-B.—Detail of allotment for Public Works in the Tanjore District for the official year 1895-96—*cont.*

B.—Repairs—cont.

No.	Taluk.	Description of works.	Estimated expenditure for 1895-96.	Remarks and references
		Civil Buildings—*cont.*	Rs.	
		Yemunambalpuram Chattram—cont.		
13	Mannargudi ..	(5) Plastering parapet wall in the upstair.	40	
		(6) Repairing the building where firewood is stored opposite the chattram building.	100	
		(7) Erecting wall in travellers' compartment formerly called Sivamadam.	90	
		(8) Constructing water tub and fixing granite stone for depositing food (boiled rice) in the cooking compartment.	50	
		(9) Shifting tiles to the new chattram building with zinc plates for vallis.	60	
		(10) Sundry repairs to the chattram building.	50	
		Total ..	537	
		Mahadevapatnam Chattram.		
14	Mannargudi ..	(1) Flooring the court-yard in the chattram building and repairing drain.	100	
		(2) Sundry repairs to the chattram building.	20	
		Total ..	120	
		Mahanambalpuram Chattram.		
15	Pattukkottai ..	(1) Providing shutters for the windows, closing six windows of the bungalow to the north of the chattram tank and repairing the roof of the bungalow and the other thatched houses adjoining it.	180	
		(2) Repairing roof of the bungalow cook-room, horse stable, &c., in Kapilathottam and white-washing the same.	120	
		Total ..	300	
		Sulakshanambalpuram Chattram.		
16	Pattukkottai ..	(1) Shifting tiles to the leaky portions of the chattram building and providing zinc sheeting for the vallis.	600	
		(2) Flooring with concrete the store-room and the Brahmin and Sudra compartments.	400	
		(3) Repairing roof of Pujai kottaigai and the thatched building near the tank as also Sarpoo in front and rear of the chattram.	120	
		Total ..	1,120	
		Kasangulam Chattram.		
17	Pattukkottai ..	Shifting tiles to the leaky portions, providing zinc sheeting for the vallis.	300	

III-B.—Detail of allotment for Public Works in the Tanjore District for the official yea 1895-96—*cont.*

B.—Repairs—cont.

No.	Taluk.	Description of works.	Estimated expenditure for 1895-96.	Remarks and references.
		CIVIL BUILDINGS—*cont.*	RS.	
		Dropadambalpuram Chattram.		
18	Pattukkottai ..	(1) Whitewashing the chattram building, flooring with concrete the Brahmin compartment, the court-yard of the Sudra compartment and shifting tiles to the leaky portions of the chattram buildings and repairing the gutters.	300	
		(2) Repairing the bungalow and the buildings attached to it.	70	
		Total ..	370	
		Rajakumarambalpuram Chattram.		
19	Pattukkottai ..	(1) Flooring with concrete the second compartment from the west, the Sudra cook compartment and rooms to the west and east of Sudra compartment.	400	
		(2) Shifting tiles to the chattram building, providing zinc-sheeting.	500	
		Total ..	900	
		Rameswaram Chattram.		
20	Madura District.	Flooring the granary or store-room with chunam and jelly concrete 3 inches thickness.	20	
		Total, District Board, Civil Buildings.	9,112	
		Tanjore Taluk Board.		
1	Tanjore ..	Repairing the travellers' bungalow at Sengipatti.	50	
2	Do. ..	Repairing the travellers' bungalow at Tiruvadi.	800	
3	Do. ..	Repairing the Ayyampettai dispensary.	100	
4	Do. ..	Repairing the Sengipatti chattram building.	50	
5	Do. ..	Repairing the dispensary building at Vallam.	70	
6	Do. ..	Repairing the chattram building at Vallam.	50	
7	Do. ..	Special repairs to Tiruvadi dispensary.	1,500	
		Kailyanamahal Chattram.		
8	Tanjore ..	Tiling the shed in front of the chattram building.	600	
9	Do. ..	Repairing the doors of the chattram building.	100	
10	Do. ..	Paving with granite stones the parapet wall of the chattram well.	20	
11	Do. ..	Erecting a shed in the court-yard of Gajendramahal.	20	
12	Do. ..	Sundry repairs	50	
		Total ..	700	
		Ramachandrametha Chattram.		
13	Tanjore ..	Plastering the floor of office room and the cooking room.	100	
14	Do. ..	Fencing the store-room with iron bars.	60	

III-B.—Detail of allotment for Public Works in the Tanjore District for the official year 1895-96—*cont.*

B.—Repairs—cont.

No.	Taluk.	Description of works.	Estimated expenditure for 1895-96.	Remarks and references.
		CIVIL BUILDINGS—*cont.*	RS.	
		Ramachandrametha Chattram—cont.		
15	Tanjore ..	Repairing the verandah in the rear of the chattram building.	50	
		Total ..	210	
		Kallanai Chattram.		
16	Tanjore ..	Fencing the Vallam chattram garden.	5	
		Total, Tanjore Taluk Board.	3,625	
		Kumbakonam Taluk Board.		
1	Kumbakonam ..	Repairing the chattram building at lower anicut.	50	
2	Mayavaram ..	Repairing the Porayar dispensary building.	50	
3	Shiyali	Repairing the Shiyali dispensary building.	50	
4	Do.	Repairing the travellers' bungalow at Shiyali.	50	
5	Do.	Repairing the Anaikaran chattram building.	50	
6	Do.	Re-roofing and repairing the travellers' bungalow at Thiruvaduthorai.	500	
7	Kumbakonam ..	Repairing the chattram building at Alangudi.	50	
8	Do. ..	Repairing the chattram building at Papanasam.	50	
9	Mayavaram ..	Repairing the chattram building at Kuttalam.	100	
10	Kumbakonam ..	Repairing the chattram building at Sholapuram.	50	
		Total, Kumbakonam Taluk Board.	1,000	
		Negapatam Taluk Board.		
1	Negapatam ..	Repairing the Tiruvalur dispensary building.	100	
2	Nannilam ..	Repairing the Nannilam dispensary building.	300	
3	Do. ..	Repairing the Kodavasal dispensary building.	250	
4	Do. ..	Repairing the Srivanjiam Etheswara Mutt.	12	
		Total, Negapatam Taluk Board.	662	
		Mannargudi Taluk Board.		
1	Mannárgudi ..	Repairing Kallimodu chattram building.	100	
		Pattukkottai Taluk Board—Nil.		
		Total, Taluk Boards, Civil Buildings.	5,387	
		Total, Taluk and District Boards, Civil Buildings.	14,499	
		MISCELLANEOUS PUBLIC IMPROVEMENTS.		
		District Board.		
1	Tanjore District.	Maintenance of avenues	6,000	
2	Do. ..	Survey of chattram villages ..	17,200	
2A	Pattukkottai ..	Repairing the fence round the market compound at Arantangi.	175	

III-B.—Detail of allotment for Public Works in the Tanjore District for the official year 1895-96—*cont.*

III-B.—Repairs—cont.

No.	Taluk.	Description of works.	Estimated expenditure for 1895-96.	Remarks and references.
		MISCELLANEOUS PUBLIC IMPROVEMENTS—*cont.*		
		District Board—cont.		
3	Pattukkottai ..	Repairing and cleaning the tank attached to Rajamadam chattram and constructing supply and discharge channels with pumps, &c.	1,500	
		Sakwarambalpuram Chattram.		
4	Kumbakónam ..	Constructing a sluice over the drainage channel of the lotus tank in the lane crossing the eastern street of Sarvamanya Agraharam and strengthening slopes.	65	
		Muktambalpuram Chattram.		
5	Kumbakónam ..	(1) Repairing the Pannayadi channel in Muniyapuram village.	50	
		(2) Repairing Othai Voikal in Munniyapuram village.	25	
		(3) Repairing Meenatchi Voikal.	20	
		(4) Repairing well in kutcherry garden in Kunanjeri village.	100	
		(5) Repairing Vethavarthy kutlai nunjah lands and pathway, &c., damaged by flood in Kunanjeri village	75	
		(6) Repairing Karimuthu Eri in Puthuvur village.	100	
	Tanjore ..	(7) Repairing the flight of steps on the southern side of the chattram tank.	300	
		(8) Pointing the same on the southern side of the chattram tank.	30	
		(9) Pointing the Sivamadam on the northern side.	40	
		(10) Pointing the Sivamadam of Brahmins.	60	
		(11) Repairing the supply channel of chattram tank.	50	
		Total ..	850	
		Mahadevapatnam Chattram.		
6	Mannárgudi ..	Digging a channel for the irrigation of nunjah lands in Keelasithakadu village.	50	
		Mahanambalpuram Chattram.		
7	Pattukkóttai ..	(1) Repairing the Sellakurichi Eri	150	
		(2) Repairing the crest of the calingu a in the above.	150	
		(3) Repairing Ayyankulam Eri.	200	
		(4) Repairing the bund of Vadayeli Kottagam.	700	
		(5) Repairing the Vathalai of Vadanch Kottagam Eri.	500	
		(6) Repairing Puthukkottagam channels Nos. 10, 20 and 39.	600	
		(7) Repairing Mangakudi Eri ..	120	
		(8) Extending the screen walls of Ramankottagam and Pathukkottagam channels.	200	
		Total ..	2,620	

III-B.—Detail of allotment for Public Works in the Tanjore District for the official year 1895-96—*cont.*

B.—Repairs—cont.

No.	Taluk.	Description of works.	Estimated expenditure for 1895-96.	Remarks and references.
		MISCELLANEOUS PUBLIC IMPROVEMENTS—*cont.*	Rs.	
		District Board—cont.		
		Sulakshanambalpuram Chattram.		
8	Pattukkóttai ..	(1) Repairing the bund of Velangulam Eri.	500	
		(2) Repairing the Vathlai of Velangulam Eri.	500	
		(3) Repairing Kasavayal Eri ..	200	
		(4) Repairing Merpanakadu Eri.	200	
		(5) Constructing a culingula in the above Eri.	750	
		(6) Constructing two sluices in the above Eri.	600	
		(7) Deepening the chattram tank.	1,300	
		Total ..	4,050	
		Dropaambalpuram Chattram.		
9	Pattukkóttai ..	(1) Repairing the bund of Nachiar Eri in Manamilkudi.	500	
		(2) Constructing a sluice in the above.	300	
		(3) Raising the bund of Karagathikottai Eri.	500	
		(4) Repairing the Vathalai of Karugathikottai Eri.	150	
		(5) Repairing Keelapappanoor Eri.	120	
		(6) Deepening the chattram tank and repairing the steps.	1,500	
		Total ..	3,070	
		Rajakumarambalpuram Chattram		
12	Pattukkottai ..	(1) Repairing Alathur Peria Eri.	500	
		(2) Repairing Vathalai of Alathur Peria Eri.	150	
		(3) Constructing two sluices in Althur Peria Eri.	600	
		(4) Repairing Velam Eri ..	120	
		(5) Repairing Thiathur Eri ..	200	
		(6) Constructing two sluices in Thiathur Eri.	600	
		(7) Repairing Kolathur Eri ..	200	
		(8) Repairing Thalavoor Eri ..	700	
		(9) Constructing two sluices in Thalavoor Eri.	600	
		(10) Repairing Kanoor Eri ..	110	
		(11) Repairing Veluvur Eri ..	250	
		(12) Repairing Echangudi Eri ..	120	
		(13) Constructing calingulah in Viliathur Eri.	750	
		(14) Constructing two sluices in Vilathur Eri.	600	
		(15) Repairing Palayavettivayal Eri.	250	
		(16) Constructing calingulah in Palayavettivayal Eri.	700	
		(17) Constructing a sluice in Palayavettivayal Eri.	300	
		(18) Constructing a calingulah in Amardakki Eri.	1,500	
		(19) Repairing Vathalai of Veelimungalam Eri.	150	
		(20) Repairing Thakkadivayal Eri.	120	
		(21) Repairing the Vathalai of Thakkadivayal Eri.	50	
		(22) Repairing Viliathur Eri ..	200	

III-B.—Detail of allotment for Public Works in the Tanjore District for the official year 1895-96—*cont.*

B.—Repairs—cont.

No.	Taluk.	Description of works.	Estimated expenditure for 1895-96.	Remarks and references.
		MISCELLANEOUS PUBLIC IMPROVEMENTS—*cont.*	RS.	
		District Board—cont.		
		Rajakumarambalpuram Chattram—cont.		
	Pattukkottai ..	(23) Repairing Narasingapuram Eri.	100	
		(24) Repairing Kopaligulam ..	120	
		Total ..	8,990	
		Sethukkarai Chattram.		
11	Madura District.	Removing the sand heaps which encroached the choultry during the north-east monsoon.	15	
		Total, District Board ..	44,585	
		Tanjore Taluk Board.		
1	Tanjore	Maintenance of avenues	400	
		Kumbakonam Taluk Board.		
1	Kumbakonam ..	Maintenance of avenues	200	
2	Mayavaram ..	Do. do.	200	
3	Shiyali	Do. do.	200	
		Tank Works.		
4	Shiyali	Repairing the Achlapuram tank.	1,000	
5	Do.	Do. the Porayar tank Tirunagari and constructing flight of steps.	1,140	
6	Mayavaram ..	Deepening the tank at Munivanengudi.	530	
7	Kumbakonam ..	Cost of survey establishment, estimate for the preparation, plan, &c., of streets in unions and other villages.	550	
8	Mayavaram and Shiyali.	Cost of purchasing survey stones for the unions of Shiyali and Tranquebar.	400	
		Kumbakonam, Taluk Board, Total.	4,220	
		Negapatam Taluk Board.		
1	Nannilam and Negapatam.	Maintenance of avenues	450	
2	Negapatam ..	Survey of union streets	550	
		Total, Negapatam Taluk Board.	1,000	
		Mannargudi Taluk Board.—*Nil.*		
	Do. ...	Pattukkottai Taluk Board.		
	Do. ..	Maintenance of avenues, Local Fund Department.	150	
		Maintenance of avenues, Revenue Department, Pattukkottai Union.	150	
		Repairing the village road leading to Sillathoor *market* for its use.	200	
		Total, Pattukkotai Taluk Board.	500	
		Total, Taluk Board, Miscellaneous Public Improvements ..	6,120	
		Total, District and Taluk Boards, Miscellaneous Public Improvements.	50,705	
		Grand Total, Repairs ..	2,22,309	
		Grand Total, New Works and Repairs.	2,58,139	

III-C.—Talukwar statement showing Allotment of Expenditure on roads in each Local Fund taluk in the District of Tanjore for the official year 1895-96.

No.	Taluks.	Portion of land-cess raised in the taluk.	Amount allotted for roads in the taluk.	Ratio of column 4 to column 3 per cent.
1	2	3	4	5
		RS.	RS.	RS.
1	Tanjore	48,300	35,771	74
2	Kumbakonam	59,925	23,415	39
3	Mayavaram	36,600	15,000	40
4	Shiyali	18,075	13,672	75
5	Negapatam	27,000	21,163	78
6	Nannilam	45,900	22,745	49
7	Mannargudi	28,800	18,642	64
8	Thirutturaippundi	23,025	15,123	65
9	Pattukkottai	23,625	18,454	78
	Total ..	3,11,250	1,83,985	59

IV-A.—Statement showing the Receipts and Charges of Local Fund Schools in the Tanjore District for the official year 1895-96—*cont.*

Names of schools.	Average attendance for the first six months of the year.	Receipts.										Charges.											
		Grants from Government.		School-fees.		Contribution.		Miscellaneous.		Total.		Salaries of masters.											
												1894-95.						1895-96.					
		1894-95.	1895-96.	1894-95.	1895-96.	1894-95.	1895-96.	1894-95.	1895-96.	1894-95.	1895-96.	Number.	Fixed.	School-fees.	Result stipends. Rate.	Result stipends. Amount.	Total.	Number.	Fixed.	School-fees.	Result stipends. Rate.	Result stipends. Amount.	Total.
1	2	3	4	5	6	7	8	9	10	11	12	13	14	15	16	17	18	19	20	21	22	23	24
District Board.																							
Secondary Schools—Salary Results System.																							
1. Orattanadu	71	810	810	100	80	..	..	..	..	910	890	4	924	..		530	1,454	4	924	..		530	1,454
2. Rajamadam	81	90	434	100	100	..	..	..	..	190	534	6	684	..		120	804	7	966	..		190	1,156
Total	..	900	1,244	200	180	..	..	..	..	1,100	1,424	10	1,608	..		650	2,258	11	1,890	..		720	2,610
Elementary Schools—Salary Result System.																							
1. Girls' school, Nidamangalam	35	200	100	..	..	..	..	..	..	200	100	4	684	..		100	784	4	624	..		100	724
Total District Board	..	1,100	1,344	200	180	..	..	..	..	1,300	1,524	14	2,292	..	50 per cent.	750	3,042	15	2,514	..	50 per cent.	820	3,334
Tanjore Taluk Board.																							
Secondary Schools—Salary System.																							
1. Tiruvadi Sanscrit school	..	..	..	..	..	..	..	..	..	..	..	8	1,920	..	..	..	1,920	8	1,980	..	..	..	1,980
Elementary Schools—Salary Result System.																							
1. Ammapettai	53	40	30	55	50	..	..	..	..	95	80	2	144	..		90	234	3	204	..		110	314
2. Ayempettai	60	55	60	60	60	..	..	..	..	115	120	3	228	..		120	348	3	228	..		108	336
3. Koviladi	27	30	30	60	50	..	..	..	..	90	80	1	84	..		60	144	1	84	..		50	134
4. Singipatti	20	..	10	15	16	..	..	..	..	15	26	1	60	..		25	85	1	60	..		35	95
5. Gandarvakottai	80	30	45	60	60	..	..	..	..	90	105	3	228	..		100	328	3	240	..		120	360
6. Panayur	34	30	40	45	50	..	..	..	..	75	90	1	108	..		60	168	1	108	..		70	178
7. Sendalai	27	30	30	35	40	..	..	..	..	65	70	1	60	..		60	120	1	60	..		50	110
8. Nadur	14	20	10	25	20	..	..	..	..	45	30	1	84	..		40	124	1	84	..		30	114
9. Thandankorai	27	40	40	50	45	..	..	..	..	90	85	1	108	..		70	178	1	108	..		70	178
10. Alivoikal	23	20	20	15	18	..	..	..	..	35	38	1	84	..		30	114	1	84	..		35	119

IV-A.—Statement showing the Receipts and Charges of Local Fund Schools in the Tanjore District for the official year 1895-96—*cont.*

Names of schools.	Charges—*cont.*																						
	Stipends of students.				Clerks.				Servants.				Rents.		Furniture.		Maps and books.		Miscellaneous.		Total.		
	1894-95.		1895-96.		1894-95.		1895-96.		1894-95.		1895-96.												
	Number.	Amount.	Number.	Amount.	Number.	Amount.	Number.	Amount.	Number.	Amount.	Number.	Amount.	1894-95.	1895-96.	1894-95.	1895-96.	1894-95.	1895-96.	1894-95.	1895-96.	1894-95.	1895-96.	
25	26	27	28	29	30	31	32	33	34	35	36	37	38	39	40	41	42	43	44	45	46		
District Board.																							
Secondary Schools—Salary Results System.																							
1. Orattanadu	..	..	..	..	..	..	..	..	1	60	1	66	..	..	..	..	30	30	50	75	1,594	1,619	
2. Rajamadam	..	..	..	..	..	..	..	..	1	48	1	48	..	..	..	200	40	40	30	36	922	1,480	
Total	..	..	..	..	..	..	..	..	2	108	2	108	..	..	..	200	70	70	80	111	2,516	3,099	
Elementary Schools—Salary Result System.																							
1. Girls' school, Nidamangalam	5	60	5	60	..	..	..	..	1	60	1	24	..	..	50	20	..	..	52	42	1,006	870	
Total, District Board	5	60	5	60	..	..	..	..	3	168	3	132	..	..	50	220	70	70	132	153	3,522	3,969	
Tanjore Taluk Board.																							
Secondary Schools—Salary System.																							
1. Tiruvadi Sanscrit school	..	..	..	..	..	..	..	..	1	72	1	72	..	..	..	..	30	30	120	198	2,142	2,280	
Elementary Schools—Salary Result System.																							
1. Ammapettai	..	..	..	..	..	..	..	..	..	..	..	..	..	..	..	..	..	..	3	3	237	317	
2. Ayempettai	..	..	..	..	..	..	..	..	..	..	..	..	12	24	..	..	..	..	3	3	363	363	
3. Koviladi	..	..	..	..	..	..	..	..	..	..	..	..	12	12	..	..	..	..	3	3	159	149	
4. Singipatti	..	..	..	..	..	..	..	..	..	..	..	..	..	..	..	..	..	..	3	3	88	98	
5. Gandarvakottai	..	..	..	..	..	..	..	..	..	..	..	..	12	12	..	..	..	..	6	6	346	378	
6. Panayur	..	..	..	..	..	..	..	..	..	..	..	..	..	..	..	..	..	..	3	3	171	181	
7. Sendalai	..	..	..	..	..	..	..	..	..	..	..	..	12	18	..	..	..	..	3	3	135	131	
8. Nadur	..	..	..	..	..	..	..	..	..	..	..	..	..	..	..	..	..	..	3	3	127	117	
9. Thandankorai	..	..	..	..	..	..	..	..	..	..	..	..	..	..	..	..	..	..	3	3	181	181	
10. Alivoikal	..	..	..	..	..	..	..	..	..	..	..	..	..	..	..	..	..	..	3	3	117	122	

IV-A.—Statement showing the Receipts and Charges of Local Fund Schools in the Tanjore District for the official year 1895–96—*cont.*

Names of schools.	Average attendance for the first six months of the year.	Receipts.										Charges.											
		Grants from Government.		School-fees.		Contribution.		Miscellaneous.		Total.		Salaries of masters.											
												1894–95.						1895–96.					
		1894–95.	1895–96.	1894–95.	1895–96.	1894–95.	1895–96.	1894–95.	1895–96.	1894–95.	1895–96.	Number.	Fixed.	School-fees.	Result stipends. Rate.	Result stipends. Amount.	Total.	Number.	Fixed.	School-fees.	Result stipends. Rate.	Result stipends. Amount.	Total.
1	2	3	4	5	6	7	8	9	10	11	12	13	14	15	16	17	18	19	20	21	22	23	24
TANJORE TALUK BOARD—*cont.*		RS.	RS.	RS.	RS.					RS.	RS.		RS.			RS.	RS.		RS.			RS.	RS.
Elementary Schools—Salary Result System—cont.																							
11. Ponnappur	16	10	10	18	16	..	..	..	..	28	26	1	84	..	75 per cent. from Local funds and maximum rates from Provincial funds.	25	109	1	84	..	75 per cent. from Local funds and maximum rates from Provincial funds.	25	109
12. Arumulakottai	20	15	15	20	20	..	..	..	..	35	35	1	84	..		35	119	1	84	..		35	119
13. Thirukkattupalli	51	70	60	110	100	..	..	..	..	180	160	3	252	..		120	372	3	252	..		100	352
14. Vallam	50	60	60	80	80	..	..	..	..	140	140	4	312	..		100	412	4	324	..		100	424
15. Orattanadu	63	150	120	50	60	..	..	..	..	200	180	4	420	..		150	570	4	420	..		130	550
16. Melathiruppanthurthi (transferred to Kandiyur)	22	..	25	6	12	..	..	..	..	6	37	1	60	..		20	80	1	60	..		42	102
17. Mela Uluvoor	20	..	5	15	20	..	..	..	..	15	25	1	60	..		30	90	1	60	..		25	85
18. Rowsahibpatti	15	10	10	24	20	..	..	..	..	34	30	1	84	..		30	114	1	84	..		20	104
19. Konur	16	..	..	20	20	..	..	..	..	20	20	1	60	..		25	85	1	60	..		20	80
20. Naikerpatti	25	15	25	20	20	..	..	..	..	35	45	1	60	..		45	105	1	84	..		55	139
21. Pudukkudi	20	10	10	15	15	..	..	..	..	25	25	1	60	..		30	90	1	60	..		35	95
22. Melaveli	18	..	..	12	12	..	..	..	..	12	12	1	60	..		20	80	1	60	..		20	80
23. Palayappatti	20	..	5	12	15	..	..	..	..	12	20	1	84	..		20	104	1	84	..		20	104
24. Koviladi (Pariah)	27	..	..	12	15	..	..	..	..	12	15	1	60	..		20	80	1	84	..		35	119
25. Kallaperambur	31	10	10	10	20	..	..	..	..	20	30	1	84	..		25	109	1	84	..		40	124
26. Thiruchathorai	21	20	5	35	35	..	..	..	..	55	40	1	84	..		40	124	1	84	..		35	119
27. Saliamangalum	20	15	10	21	20	..	..	..	..	36	30	1	60	..		40	100	1	60	..		30	90
28. Varakur	29	30	25	35	40	..	..	..	..	65	65	1	72	..		60	132	1	84	..		55	139
29. One salary-result school to be opened for Pariahs	..	..	..	..	10	..	..	..	..	..	10	..	..	..		..	..	1	84	..		25	109
Total, Elementary Schools	..	710	710	935	959	..	..	..	..	1,645	1,669	41	3,228	..		1,490	4,718	43	3,456	..		1,025	4,981
Lump provision for furniture	..	..	..	..	..	..	..	..	..	..	..	..	..	..		..	..	..	..	..		..	..
Do. for buildings	..	50	..	..	..	..	..	..	..	50	..	..	..	..		..	..	..	..	..		..	..
Total, Tanjore Taluk Board	..	760	710	935	959	..	..	..	..	1,695	1,669	49	5,148	..		1,490	6,638	51	5,436	..		1,525	6,961

IV-A.—Statement showing the Receipts and Charges of Local Fund Schools in the Tanjore District for the official year 1895–96—*cont.*

Names of schools.	Charges—*cont.*																						
	Stipends of students.				Clerks.				Servants.				Rents.		Furniture.		Maps and books.		Miscellaneous.		Total.		
	1894–95.		1895–96.		1894–95.		1895–96.		1894–95.		1895–96.												
	Number.	Amount.	Number.	Amount.	Number.	Amount.	Number.	Amount.	Number.	Amount.	Number.	Amount.	1894–95.	1895–96.	1894–95.	1895–96.	1894–95.	1895–96.	1894–95.	1895–96.	1894–95.	1895–96.	
1	25	26	27	28	29	30	31	32	33	34	35	36	37	38	39	40	41	42	43	44	45	46	
TANJORE TALUK BOARD—*cont.*										RS.		RS.	RS.	RS.		RS.	RS.	RS.	RS.	RS.	RS.	RS.	
Elementary Schools—Salary Result System—cont.																							
11. Ponnappur																							
12. Arumulakottai	..	..	..	..	..	..	..	..	..	..	..	..	..	9	..	..	..	..	3	3	112	121	
13. Thirukkattupalli	..	..	..	..	..	..	..	..	..	..	..	..	..	..	..	..	..	..	3	3	122	122	
14. Vallam	..	..	..	..	..	..	..	..	..	..	..	..	..	..	..	..	..	..	6	6	378	358	
15. Orattanadu	..	..	..	..	..	..	..	..	..	..	..	..	24	48	..	..	..	..	6	6	442	478	
16. Melathiruppanthurthi (transferred to Kandiyur)	..	..	..	..	..	..	..	..	..	..	..	..	..	..	..	..	..	..	6	6	576	556	
17. Mela Uluvoor	..	..	..	..	..	..	..	..	..	..	..	..	..	..	..	..	..	..	3	3	83	105	
18. Rowsahibpatti	..	..	..	..	..	..	..	..	..	..	..	..	9	9	..	..	..	..	3	3	102	97	
19. Konur	..	..	..	..	..	..	..	..	..	..	..	..	..	..	..	..	..	..	3	3	117	107	
20. Naikerpatti	..	..	..	..	..	..	..	..	..	..	..	..	..	..	..	..	..	..	3	3	88	83	
21. Pudukkudi	..	..	..	..	..	..	..	..	..	..	..	..	9	9	..	..	..	..	3	3	117	151	
22. Melaveli	..	..	..	..	..	..	..	..	..	..	..	..	..	..	..	..	..	..	3	3	93	98	
23. Palayappatti	..	..	..	..	..	..	..	..	..	..	..	..	..	..	..	..	..	..	3	3	83	92	
24. Koviladi (Pariah)	..	..	..	..	..	..	..	..	..	..	..	..	12	12	..	..	..	..	3	3	119	119	
25. Kallaperambur	..	..	..	..	..	..	..	..	..	..	..	..	..	9	..	..	..	..	3	3	83	131	
26. Thiruchathorai	..	..	..	..	..	..	..	..	..	..	..	..	..	..	..	..	..	..	3	3	112	127	
27. Saliamangalum	..	..	..	..	..	..	..	..	..	..	..	..	..	9	..	..	..	..	3	3	127	131	
28. Varakur	..	..	..	..	..	..	..	..	..	..	..	..	..	..	..	..	..	..	3	3	103	93	
29. One salary-result school to be opened for Pariahs	..	..	..	..	..	..	..	..	..	..	..	..	9	9	..	..	..	..	3	3	144	151	
Total, Elementary Schools	..	..	..	..	..	..	..	..	..	..	..	..	..	..	..	..	..	..	..	3	..	112	
Lump provision for furniture	..	..	..	..	..	..	..	..	..	..	..	..	111	189	..	..	..	..	96	99	4,925	5,269	
Do. for buildings	..	..	..	..	..	..	..	..	..	..	..	..	..	..	..	160	..	30	..	..	..	190	
Total, Tanjore Taluk Board	..	..	..	..	..	..	..	..	1	72	1	72	111	189	..	160	30	60	216	297	7,067	7,789	

IV-A.—Statement showing the Receipts and Charges of Local Fund Schools in the Tanjore District for the official year 1895–96—*cont.*

Names of schools.	Average attendance for the first six months of the year.	Receipts.										Charges.											
		Grants from Government.		School-fees.		Contribution.		Miscellaneous.		Total.		Salaries of masters.											
												1894–95.						1895–96.					
															Result stipends.						Result stipends.		
		1894–95.	1895–96.	1894–95.	1895–96.	1894–95.	1895–96.	1894–95.	1895–96.	1894–95.	1895–96.	Number.	Fixed.	School-fees.	Rate.	Amount.	Total.	Number.	Fixed.	School-fees.	Rate.	Amount.	Total.
1	2	3	4	5	6	7	8	9	10	11	12	13	14	15	16	17	18	19	20	21	22	23	24
KUMBAKONAM TALUK BOARD.		RS.	RS.	RS.	RS.					RS.	RS.		RS.										
Secondary Schools—Nil.																							
Elementary Schools—Salary Result System.																							
Kumbakonam Taluk.																							
1. Papanasam	30	80	50	70	75	..	..	..	..	150	125	2	180	..									
2. Tirupanandal	58	120	100	120	100	..	..	..	..	240	200	4	348	..									
3. Valangiman	64	70	90	50	100	..	..	..	..	120	190	2	168	..									
4. Veppathoor	38	70	50	50	60	..	..	..	..	120	110	2	144	..									
5. Tiruvadamarudur	35	90	90	130	100	..	..	..	..	220	190	3	252	..									
6. Nallur	28	40	40	30	40	..	..	..	..	70	80	1	84	..									
7. Uthukadu	29	50	60	35	40	..	..	..	..	85	100	1	84	..									
8. Darasaram	27	10	35	20	20	..	..	..	..	30	55	1	60	..									
9. Thugili	42	35	35	70	70	..	..	..	..	105	105	3	228	..									
10. Thirumangalakudi	41	80	60	60	60	..	..	..	..	140	120	2	144	..									
11. Thirunageswaram	30	35	10	20	25	..	..	..	..	55	35	1	60	..									
12. Mullangudi	15	20	5	25	25	..	..	..	..	45	30	1	60	..									
13. Punganseri (Pariah)	37	..	40	10	12	..	..	..	..	10	52	1	84	..									
14. Chackrapalli (Muhammadan)	50	60	60	30	30	..	..	..	..	90	90	3	228	..									
15. Rajagiri (do.)	77	80	100	20	20	..	..	..	..	100	120	3	180	..									
16. Sholapuram (do.)	20	40	25	20	24	..	..	..	..	60	49	1	60	..									
17. Nachiyarkovil (do.)	42	25	25	30	30	..	..	..	..	55	55	1	84	..									
18. Thukkachi (do.)	38	30	50	25	30	..	..	..	..	55	80	1	84	..									
Mayavaram Taluk.																							
Total	..	935	925	815	861	..	..	..	..	1,750	1,786	33	2,532	..	75 per cent. from Local funds and maximum rates from Provincial funds.		1,190	3,722	35	2,652	..	75 per cent. from Local funds and maximum rates from Provincial funds.	1,179	3,831
19. Teralandur	78	120	80	120	140	..	..	..	..	240	220	4	348	..			120	468	4	348	..		118	466
20. Tiruvalangadu	34	20	25	80	70	..	..	..	..	100	95	3	252	..			60	312	2	168	..		49	217
21. Tirukkadaiyur	50	70	60	56	70	..	..	..	..	126	130	3	252	..			70	322	3	252	..		69	321
22. Kuttalam	57	120	80	90	100	..	..	..	..	210	180	3	252	..			100	352	3	252	..		88	340

IV-A.—Statement showing the Receipts and Charges of Local Fund Schools in the Tanjore District for the official year 1895–96—*cont.*

Names of schools.	Charges—*cont.*																						
	Stipends of students.				Clerks.				Servants.				Rents.		Furniture.		Maps and books.		Miscellaneous.		Total.	
	1894–95.		1895–96.		1894–95.		1895–96.		1894–95.		1895–96.											
	Number.	Amount.	Number.	Amount.	Number.	Amount.	Number.	Amount.	Number.	Amount.	Number.	Amount.	1894–95.	1895–96.	1894–95.	1895–96.	1894–95.	1895–96.	1894–95.	1895–96.	1894–95.	1895–96.
25	26	27	28	29	30	31	32	33	34	35	36	37	38	39	40	41	42	43	44	45	46
KUMBAKONAM TALUK BOARD.													RS.	RS.	RS.	RS.	RS.	RS.	RS.	RS.	RS.	RS.
Salary Schools—Nil.																						
Elementary Schools—Salary Result System.																						
Kumbakonam Taluk.																						
1. Papanasam	..	..	..	..	..	..	..	..	..	..	..	..	18	18	12	12	5	5	6	6	291	290
2. Tirupanandal	..	..	..	..	..	..	..	..	..	..	..	..	24	24	12	12	5	5	9	9	518	516
3. Valangiman	..	..	..	..	..	..	..	..	..	..	..	..	18	18	12	12	3	3	6	6	277	385
4. Veppathoor	..	..	..	..	..	..	..	..	..	..	..	..	12	12	12	12	3	3	5	5	266	245
5. Tiruvadamarudur	..	..	..	..	..	..	..	..	..	..	..	..	24	24	12	..	5	5	9	9	392	388
6. Nallur	..	..	..	..	..	..	..	..	..	..	..	..	9	9	12	12	3	3	6	6	174	173
7. Uthukadu	..	..	..	..	..	..	..	..	..	..	..	..	9	9	12	12	3	3	5	5	173	172
8. Darasaram	..	..	..	..	..	..	..	..	..	..	..	..	6	9	12	12	3	3	5	5	111	128
9. Thugili	..	..	..	..	..	..	..	..	..	..	..	..	12	12	12	12	3	3	7	7	352	321
10. Thirumangalakudi	..	..	..	..	..	..	..	..	..	..	..	..	18	18	12	12	3	3	6	6	283	262
11. Thirunageswaram	..	..	..	..	..	..	..	..	..	..	..	..	9	9	12	12	3	3	5	5	139	113
12. Mullangudi	..	..	..	..	..	..	..	..	..	..	..	..	6	6	12	12	3	3	5	5	111	111
13. Punganseri (Pariah)	..	..	..	..	..	..	..	..	..	..	..	..	6	6	12	12	5	5	5	5	142	161
14. Chackrapalli (Muhammadan)	..	..	..	..	..	..	..	..	..	..	..	..	12	18	12	12	3	3	6	6	341	365
15. Rajagiri (do.)	..	..	..	..	..	..	..	..	..	..	..	..	12	12	12	12	3	3	5	6	302	281
16. Sholapuram (do.)	..	..	..	..	..	..	..	..	..	..	..	..	12	12	12	12	3	3	5	5	142	141
17. Nachiyarkovil (do.)	..	..	..	..	..	..	..	..	..	..	..	..	9	12	12	12	3	3	5	5	143	216
18. Thukkachi (do.)	..	..	..	..	..	..	..	..	..	..	..	..	..	..	12	12	3	3	5	5	164	163
Mayavaram Taluk.																						
Total	..	..	..	..	..	..	..	..	..	..	..	..	216	228	216	204	62	62	105	106	4,321	4,431
19. Teralandur	..	..	..	..	..	..	..	..	..	..	..	..	..	..	12	12	5	3	9	9	494	490
20. Tiruvalangadu	..	..	..	..	..	..	..	..	..	..	..	..	..	..	12	..	5	3	9	6	338	226
21. Tirukkadaiyur	..	..	..	..	..	..	..	..	..	..	..	..	18	18	12	..	5	3	9	6	366	348
22. Kuttalam	..	..	..	..	..	..	..	..	..	..	..	..	18	18	12	12	5	3	9	9	398	382

IV-A.—Statement showing the Receipts and Charges of Local Fund Schools in the Tanjore District for the official year 1895-96—*cont.*

Names of schools.	Average attendance for the first six months of the year.	Receipts.										Charges.											
		Grants from Government.		School-fees.		Contribution.		Miscellaneous.		Total.		Salaries of masters.											
												1894-95.						1895-96.					
		1894-95.	1895-96.	1894-95.	1895-96.	1894-95.	1895-96.	1894-95.	1895-96.	1894-95.	1895-96.	Number.	Fixed.	School-fees.	Result stipends. Rate.	Result stipends. Amount.	Total.	Number.	Fixed.	School-fees.	Result stipends. Rate.	Result stipends. Amount.	Total.
1	2	3	4	5	6	7	8	9	10	11	12	13	14	15	16	17	18	19	20	21	22	23	24
KUMBAKONAM TALUK BOARD—*cont.*																							
Elementary Schools—Salary Result System—cont.		RS.	RS.	RS.	RS.					RS.	RS.		RS.			RS.	RS.		RS.			RS.	RS.
Mayavaram Taluk—*cont.*																							
23. Sembanarkoil	23	30	25	50	45	..	..	..	..	80	70	2	144	..		50	194	1	84	..		40	124
24. Punjai	35	30	50	60	65	..	..	..	..	90	115	2	168	..		80	248	2	168	..		59	227
25. Akkur	46	50	40	45	60	..	..	..	..	95	100	2	144	..		60	204	2	144	..		59	203
26. Sandrappadi	19	20	10	15	15	..	..	..	..	35	25	1	84	..		25	109	1	84	..		20	104
27. Malliam	..	40	..	30	..	..	..	..	..	70	..	1	60	..		35	95	..	..	..		..	..
28. Mattam (Pariah)	...	..	..	15	..	..	..	..	..	15	..	1	84	..		20	104	1	84	..		30	114
29. Nedur (Muhammadan)	31	10	20	20	12	..	..	..	..	30	32	1	60	..		30	90	1	60	..		30	90
30. Vanadirajapuram (Muhammadan)	30	80	60	40	45	..	..	..	..	120	105	2	120	..		50	170	2	120	..		59	179
31. Vadakarai (do.)	38	40	40	30	30	..	..	..	..	70	70	2	144	..		60	204	2	144	..		59	203
32. Kilianur (do.)	40	25	60	25	25	..	..	..	..	50	85	2	144	..		50	194	2	144	..		59	203
33. Sankaranpandal (do.)	33	60	80	25	20	..	..	..	..	85	100	2	144	..		40	184	2	144	..		49	193
34. Aiyappadi (do.)	27	40	40	45	12	..	..	..	..	85	52	2	96	..		60	156	1	60	..		39	99
Total	..	755	670	746	709	..	..	..	..	1501	1,379	33	2,496	..	75 per cent. from Local funds and maximum rate from Provincial funds.	910	3,406	29	2,256	..	75 per cent. from Local funds and maximum rate from Provincial funds.	827	3,083
Shiyali Taluk.																							
35. Kaveripatnam	17	75	70	45	60	..	..	..	..	120	130	2	144	..		80	224	2	144	..		79	223
36. Elathur	35	60	45	60	65	..	..	..	..	120	110	2	144	..		80	224	2	144	..		79	223
37. East Nangur	47	50	100	50	55	..	..	..	..	100	155	2	144	..		65	209	2	144	..		98	242
38. Madirvelur	37	90	60	35	40	..	..	..	..	125	100	2	144	..		60	204	2	144	..		59	203
39. Vaitheswarankoil	50	80	70	60	80	..	..	..	..	140	150	2	168	..		80	248	2	168	..		69	237
40. Tirumullavasal	65	50	45	65	75	..	..	..	..	115	120	3	228	..		60	288	3	228	..		98	326
41. Valluvakudi	22	40	15	40	30	..	..	..	..	80	45	2	144	..		40	184	1	60	..		24	84
42. Manigramam	..	..	30	..	30	..	..	..	..	..	60	..	..	..		..	..	1	84	..		30	114
43. Anaikaran Chattram	19	30	20	40	40	..	..	..	..	70	60	1	84	..		45	129	1	84	..		25	109
44. Mudalaimadu	35	30	40	20	30	..	..	..	..	50	70	1	60	..		40	100	1	60	..		49	109

52

IV-A.—Statement showing the Receipts and Charges of Local Fund Schools in the Taujore District for the official year 1895-96—*cont.*

Names of schools.	Charges—*cont.*																						
	Stipends of students.				Clerks.				Servants.				Rents.		Furniture.		Maps and books.		Miscellaneous.		Total.		
	1894-95.		1895-96.		1894-95.		1895-96.		1894-95.		1895-96.												
	Number.	Amount.	Number.	Amount.	Number.	Amount.	Number.	Amount.	Number.	Amount.	Number.	Amount.	1894-95.	1895-96.	1894-95.	1895-96.	1894-95.	1895-96.	1894-95.	1895-96.	1894-95.	1895-96.	
	25	26	27	28	29	30	31	32	33	34	35	36	37	38	39	40	41	42	43	44	45	46	
KUMBAKONAM TALUK BOARD—*cont.*																							
Elementary Schools—Salary Result System—cont.													RS.	RS.	RS.	RS.	RS.	RS.	RS.	RS.	RS.	RS.	
Mayavaram Taluk—*cont.*																							
23. Sembanarkoil	..	..	..	..	..	..	..	..	..	..	..	..	..	..	12	12	3	3	6	5	215	144	
24. Punjai	..	..	..	..	..	..	..	..	..	..	..	..	12	12	12	12	3	3	6	6	281	260	
25. Akkur	..	..	..	..	..	..	..	..	..	..	..	..	12	12	12	12	3	3	6	6	237	236	
26. Sandrappadi	..	..	..	..	..	..	..	..	..	..	..	..	18	18	12	12	3	3	5	5	147	142	
27. Malliam	..	..	..	..	..	..	..	..	..	..	..	..	12	..	12	..	3	..	5	..	127	..	
28. Mattam (Pariah)	..	..	..	..	..	..	..	..	..	..	..	..	9	12	12	12	5	3	5	5	135	146	
29. Nedur (Muhammadan)	..	..	..	..	..	..	..	..	..	..	..	..	9	12	12	12	3	3	5	5	119	122	
30. Vanadirajapuram (Muhammadan)	..	..	..	..	..	..	..	..	..	..	..	..	9	9	12	12	3	3	6	5	200	208	
31. Vadakarai (do.)	..	..	..	..	..	..	..	..	..	..	..	..	..	..	12	12	3	3	6	6	225	224	
32. Kilianur (do.)	..	..	..	..	..	..	..	..	..	..	..	..	..	..	12	12	3	3	6	6	215	224	
33. Sankaranpandal (do.)	..	..	..	..	..	..	..	..	..	..	..	..	..	..	12	12	3	3	5	5	204	213	
34. Aiyappadi (do.)	..	..	..	..	..	..	..	..	..	..	..	..	12	12	12	12	3	3	5	5	188	131	
Total	..	..	..	..	..	..	..	..	..	..	..	..	129	123	192	156	58	45	102	89	3,887	3,496	
Shiyali Taluk.																							
35. Kaveripatnam	..	..	..	..	..	..	..	..	..	..	..	..	12	12	12	12	3	3	5	5	256	255	
36. Elathur	..	..	..	..	..	..	..	..	..	..	..	..	12	12	12	12	3	3	6	6	257	256	
37. East Nangur	..	..	..	..	..	..	..	..	..	..	..	..	12	12	12	12	3	3	5	5	241	274	
38. Madirvelur	..	..	..	..	..	..	..	..	..	..	..	..	..	..	12	12	3	3	6	6	225	224	
39. Vaitheswarankoil	..	..	..	..	..	..	..	..	..	..	..	..	..	..	7	..	3	3	9	9	267	249	
40. Tirumullavasal	..	..	..	..	..	..	..	..	..	..	..	..	18	18	12	12	5	5	9	9	332	370	
41. Valluvakudi	..	..	..	..	..	..	..	..	..	..	..	..	12	12	12	..	3	..	6	6	217	102	
42. Manigramam	..	..	..	..	..	..	..	..	..	..	..	..	..	12	..	9	..	3	..	5	..	143	
43. Anaikaran Chattram	..	..	..	..	..	..	..	..	..	..	..	..	12	12	10	12	3	3	5	5	159	139	
44. Mudalaimadu	..	..	..	..	..	..	..	..	..	..	..	..	12	12	12	12	3	3	5	5	132	141	

53

14

IV-A.—Statement showing the Receipts and Charges of Local Fund Schools in the Tanjore District for the official year 1895-96—*cont.*

Names of schools.	Average attendance for the first six months of the year.	Receipts.										Charges.											
		Grants from Government.		School-fees.		Contribution.		Miscellaneous.		Total.		Salaries of masters.											
												1894-95.						1895-96.					
		1894-95.	1895-96.	1894-95.	1895-96.	1894-95.	1895-96.	1894-95.	1895-96.	1894-95.	1895-96.	Number.	Fixed.	School-fees.	Result stipends. Rate.	Result stipends. Amount.	Total.	Number.	Fixed.	School-fees.	Result stipends. Rate.	Result stipends. Amount.	Total.
1	2	3	4	5	6	7	8	9	10	11	12	13	14	15	16	17	18	19	20	21	22	23	24
KUMBAKONAM TALUK BOARD—*cont.*		RS.	RS.	RS.	RS.			RS.	RS.	RS.	RS.		RS.			RS.	RS.		RS.			RS.	RS.
Elementary Schools—Salary Result System—cont.																							
Shiyali Taluk—*cont.*																							
45. Uliakaran tope (Pariah)	11	10	10	6	..	..	..	..	..	16	10	1	60	..		30	90	1	60	..		20	80
46. Nandianallur (do.)	..	..	..	6	..	..	..	..	..	6	..	1	84	..		20	104	1	84	..		25	109
47. Punganur (Muhammadan)	36	40	60	12	18	..	..	..	..	52	78	2	168	..		50	218	2	168	..		59	227
48. Puthur (Muhammadan)	..	..	10	..	12	..	..	..	..	..	22	..	..	..		..	..	1	84	..		30	114
Total, Shiyali Taluk	..	555	575	439	535	..	..	..	..	994	1,110	21	1,572	..		650	2,222	22	1,656	..		744	2,400
Building grant	..	200	100	..	..	..	..	..	..	200	100	..	..	..		..	..	..	..	..		..	..
Lump provision	..	..	..	..	..	..	..	10	..	10	..	..	..	..		..	..	..	..	..		..	..
Total, Kumbakonam Taluk Board	..	2,445	2,270	2,000	2,105	..	..	10	..	4,455	4,375	87	6,600	..		2,750	9,350	86	6,564	..		2,750	9,314
NEGAPATAM TALUK BOARD.																							
Secondary School—Salary System.																							
Negapatam Taluk.																							
1. Board High School, Tiruvalur	171	1,987	2,024	4,220	5,320	..	..	..	..	6,207	7,344	12	5,520	..		..	5,520	12	5,676	..		..	5,676
Secondary Schools—Salary Results System.																							
2. Kivalur	45	240	374	300	300	..	..	..	..	540	674	6	648	..		200	848	6	648	..		300	948
Nannilam Taluk.																							
3. Enangudi	60	280	375	200	200	..	..	..	..	480	575	5	696	..		250	946	6	696	..		300	996
4. Kodavasal	..	375	..	400	..	..	..	..	..	775	..	4	552	..		150	702	..	..	..		..	..
Furniture for the three schools	..	..	..	..	..	..	..	..	..	..	..	..	..	..		..	..	..	..	..		..	..
Total	..	895	749	900	500	..	..	..	..	1,795	1,240	16	1,896	..		600	2,496	12	1,344	..		600	1,944

75 per cent. from Local funds and maximum rates from Provincial funds.

100 per cent. from Local funds and maximum rates from Provincial funds.

IV-A.—Statement showing the Receipts and Charges of Local Fund Schools in the Tanjore District for the official year 1895-96—*cont.*

Names of schools.	Charges—*cont.*																						
	Stipends of students.				Clerks.				Servants.				Rents.		Furniture.		Maps, and books.		Miscellaneous.		Total.	
	1894-95.		1895-96.		1894-95.		1895-96.		1894-95.		1895-96.											
	Number.	Amount.	Number.	Amount.	Number.	Amount.	Number.	Amount.	Number.	Amount.	Number.	Amount.	1894-95.	1895-96.	1894-95.	1895-96.	1894-95.	1895-96.	1894-95.	1895-96.	1894-95.	1895-96.
25	26	27	28	29	30	31	32	33	34	35	36	37	38	39	40	41	42	43	44	45	46		
KUMBAKONAM TALUK BOARD—*cont.*					RS.		RS.		RS.		RS.	RS.	RS.	RS.	RS.	RS.	RS.	RS.	RS.	RS.	RS.	RS.	
Elementary Schools—Salary Result System—cont.																							
Shiyali Taluk—*cont.*																							
45. Uliakaran tope (Pariah)	..	..	..	..	..	..	..	..	..	..	..	..	12	12	9	9	3	3	5	5	119	109	
46. Nandianallur (do.)	..	..	..	..	..	..	..	..	..	..	..	..	9	12	12	12	5	5	5	5	135	143	
47. Punganur (Muhammadan)	..	..	..	..	..	..	..	..	..	..	..	..	12	..	10	12	3	3	6	6	249	248	
48. Puthur (Muhammadan)	..	..	..	..	..	..	..	..	..	..	..	..	..	12	..	12	..	3	..	5	..	146	
Total, Shiyali Taluk	..	..	..	..	..	..	..	..	..	..	..	..	123	138	132	138	40	43	72	82	2,589	2,799	
Building grant	..	..	..	..	..	..	..	..	..	..	..	..	..	..	..	..	..	..	..	..	..	..	
Lump provision	..	..	..	..	..	..	..	..	..	..	..	..	..	..	..	..	..	..	..	..	..	..	
Total, Kumbakonam Taluk Board	..	..	..	..	..	..	..	..	..	..	..	..	468	489	540	496	160	150	279	277	10,797	10,726	
NEGAPATAM TALUK BOARD.																							
Secondary School—Salary System.																							
Negapatam Taluk.																							
1. Board High school, Tiruvalur	..	..	..	..	1	120	1	120	3	180	3	180	..	10	224	356	32	60	300	402	6,376	6,804	
Secondary Schools—Salary Results System.																							
2. Kivalur	..	..	..	..	..	..	..	..	1	36	1	36	36	42	..	..	30	..	24	24	974	1,050	
Nannilam Taluk.																							
3. Enangudi	..	..	..	..	..	..	..	..	1	36	1	36	..	..	..	..	25	..	36	36	1,043	1,068	
4. Kodavasal	..	..	..	..	..	..	..	..	1	36	..	..	..	..	..	..	125	..	36	..	899	..	
Furniture for the three schools	..	..	..	..	..	..	..	..	..	..	..	..	..	..	210	..	..	..	..	..	210	..	
Total	..	..	..	..	..	..	..	..	3	108	2	72	36	42	210	..	180	..	96	60	3,126	2,118	

IV-A.—Statement showing the Receipts and Charges of Local Fund Schools in the Tanjore District for the official year 1895-96—*cont.*

Names of schools.	Average attendance for the first six months of the year.	Receipts.										Charges.											
		Grants from Government.		School-fees.		Contribution.		Miscellaneous.		Total.		Salaries of masters.											
												1894-95.						1895-96.					
		1894-95.	1895-96.	1894-95.	1895-96.	1894-95.	1895-96.	1894-95.	1895-96.	1894-95.	1895-96.	Number.	Fixed.	School-fees.	Result stipends. Rate.	Result stipends. Amount.	Total.	Number.	Fixed.	School-fees.	Result stipends. Rate.	Result stipends. Amount.	Total.
1	2	3	4	5	6	7	8	9	10	11	12	13	14	15	16	17	18	19	20	21	22	23	24
NEGAPATAM TALUK BOARD—*cont.*		RS.	RS.	RS.	RS.					RS.	RS.		RS.			RS.	RS.		RS.			RS.	RS.
Elementary Schools—Salary Result System.																							
Negapatam Taluk—*cont.*																							
1. Adiakkamangalam (for Muhammadans)	76	100	80	120	120	..	..	..	..	220	200	4	348	..		150	498	4	348	..		150	498
2. Kuthur	35	20	20	35	35	..	..	..	..	55	55	2	192	..		50	242	2	192	..		50	242
3. Valivalam	36	50	70	70	80	..	..	..	..	120	150	2	168	..		80	248	2	168	..		80	248
4. Puducheri	24	20	30	50	50	..	..	..	..	70	80	2	168	..		50	218	2	168	..		50	218
5. Kilayur	42	50	60	60	60	..	..	..	..	110	120	2	168	..		100	268	2	168	..		80	248
6. Tiruppundi	42	15	10	50	45	..	..	..	..	65	55	2	168	..		50	218	2	168	..		45	213
7. Muttam	21	20	..	35	..	..	..	..	..	55	..	1	108	..		40	148	..	..	..		..	..
Karunganni (Pariah school)	..	..	..	..	..	..	..	..	..	..	..	1	84	..		30	114	..	..	..		..	..
8. Kodikalpalayam (for Muhammadans)	..	..	..	20	20	..	..	..	..	20	20	1	72	..		30	102	1	72	..		30	102
Total, Negapatam Taluk	..	275	270	440	410	..	..	..	..	715	680	17	1,476	..		580	2,056	15	1,284	..		485	1,769
Nannilam Taluk.																							
9. Tediyur (for Muhammadans)	40	30	30	60	50	..	..	..	..	90	80	3	288	..		70	358	3	288	..		70	358
10. Kollapuram do.	35	20	20	35	35	..	..	..	..	55	55	2	168	..		35	203	2	168	..		40	208
11. Mappillaikuppam do.	25	..	..	15	15	..	..	..	..	15	15	1	84	..		30	114	1	84	..		30	114
12. Adalaiyur do.	30	20	20	25	30	..	..	..	..	45	50	1	108	..		50	158	2	192	..		50	242
13. Thittacheri do.	40	25	25	40	35	..	..	..	..	65	60	2	192	..		60	252	2	192	..		60	252
14. Atthikadai	30	..	..	15	15	..	..	..	..	15	15	2	144	..		30	174	2	144	..		30	174
15. Vikrapandiam (transferred to Kantramanikkam)	33	30	60	30	40	..	..	..	..	60	100	1	84	..		50	134	1	84	..		50	134
16. Ammayappan	45	80	80	80	80	..	..	..	..	160	160	3	252	..		140	392	3	288	..		120	408
17. Koradacheri	22	20	35	60	60	..	..	..	..	80	95	2	168	..		60	228	2	168	..		60	228
18. Tirukkannapuram	40	30	50	60	50	..	..	..	..	90	100	2	168	..		60	228	2	168	..		60	228

75 per cent. from Local funds and maximum rates from Provincial funds.

100 per cent. from Local funds and maximum rates from Provincial funds.

IV-A.—Statement showing the Receipts and Charges of Local Fund Schools in the Tanjore District for the official year 1895-96—*cont.*

Names of schools.	Charges—*cont.*																						
	Stipends of students.				Clerks.				Servants.				Rents.		Furniture.		Maps and books.		Miscellaneous.		Total.	
	1894-95.		1895-96.		1894-95.		1895-96.		1894-95.		1895-96.											
	Number.	Amount.	Number.	Amount.	Number.	Amount.	Number.	Amount.	Number.	Amount.	Number.	Amount.	1894-95.	1895-96.	1894-95.	1895-96.	1894-95.	1895-96.	1894-95.	1895-96.	1894-95.	1895-96.
25	26	27	28	29	30	31	32	33	34	35	36	37	38	39	40	41	42	43	44	45	46
NEGAPATAM TALUK BOARD—*cont.*									RS.		RS.		RS.	RS.			RS.		RS.	RS.	RS.	RS.
Elementary Schools—Salary Result System.																						
Negapatam Taluk—*cont.*																						
1. Adiakkamangalam (for Muhammadans)	..	..	..	..	..	..	..	..	1	36	1	36	18	18	..	..	7	..	9	9	568	561
2. Kuthur	..	..	..	..	..	..	..	..	..	..	..	..	18	18	..	..	7	..	6	6	273	266
3. Valivalam	..	..	..	..	..	..	..	..	..	..	..	..	..	..	..	..	7	..	6	6	261	254
4. Puducheri	..	..	..	..	..	..	..	..	..	..	..	..	3	3	..	..	7	..	6	6	234	227
5. Kilayur	..	..	..	..	..	..	..	..	..	..	..	..	..	..	..	..	7	..	6	6	281	254
6. Tiruppundi	..	..	..	..	..	..	..	..	..	..	..	..	18	18	..	..	7	..	6	6	249	237
7. Muttam	..	..	..	..	..	..	..	..	..	..	..	..	12	..	..	..	7	..	6	..	173	..
Karunganni (Pariah school)	..	..	..	..	..	..	..	..	..	..	..	..	..	..	..	..	7	..	6	..	127	..
8. Kodikkalpalayam (for Mahammadans)	..	..	..	..	..	..	..	..	..	..	..	..	12	12	..	..	7	..	6	6	127	120
Total, Negapatam Taluk	..	..	..	..	..	..	..	..	1	36	1	36	81	69	..	..	63	..	57	45	2,293	1,919
Nannilam Taluk.																						
9. Tediyur (for Muhammadans)	..	..	..	..	..	..	..	..	..	..	..	..	..	..	..	..	7	..	6	6	371	364
10. Kollapuram do.	..	..	..	..	..	..	..	..	..	..	..	..	12	12	..	..	7	..	6	6	228	226
11. Mappillaikuppam do.	..	..	..	..	..	..	..	..	..	..	..	..	12	12	..	..	7	..	6	6	139	132
12. Adalaiyur do.	..	..	..	..	..	..	..	..	..	..	..	..	12	12	..	..	7	..	6	6	183	260
13. Thittacheri do.	..	..	..	..	..	..	..	..	..	..	..	..	24	24	..	..	7	..	6	6	289	282
14. Atthikadai	..	..	..	..	..	..	..	..	..	..	..	..	12	12	..	..	7	..	6	6	199	192
15. Vikrapandiam (transferred to Kantramanikkam)	..	..	..	..	..	..	..	..	..	..	..	..	..	..	..	..	7	..	6	6	147	140
16. Ammayappan	..	..	..	..	..	..	..	..	..	..	1	36	24	24	..	..	7	..	9	9	432	477
17. Koradacheri	..	..	..	..	..	..	..	..	..	..	..	..	12	18	..	..	7	..	6	6	253	252
18. Tirukkannapuram	..	..	..	..	..	..	..	..	..	..	..	..	18	18	..	..	7	..	6	6	259	252

IV-A.—Statement showing the Receipts and Charges of Local Fund Schools in the Tanjore District for the official year 1895–96—*cont.*

Names of schools.	Average attendance for the first six months of the year.	Receipts.										Charges.											
		Grants from Government.		School-fees.		Contribution.		Miscellaneous.		Total.		Salaries of masters.											
												1894–95.						1895–96.					
		1894–95.	1895–96.	1894–95.	1895–96.	1894–95.	1895–96.	1894–95.	1895–96.	1894–95.	1895–96.	Number.	Fixed.	School-fees.	Results stipends. Rate.	Results stipends. Amount.	Total.	Number.	Fixed.	School-fees.	Results stipends. Rate.	Results stipends. Amount.	Total.
1	2	3	4	5	6	7	8	9	10	11	12	13	14	15	16	17	18	19	20	21	22	23	24
NEGAPATAM TALUK BOARD—*cont.*		RS.	RS.	RS.	RS.					RS.	RS.		RS.		50 per cent. 75 per cent. from Local funds and maximum rates from Provincial funds.	RS.	RS.		RS.		50 per cent. 100 per cent. from Local funds and maximum rats from Provincial funds.	RS.	RS.
Elementary Schools—Salary Results System—cont.																							
Nannilam Taluk—*cont.*																							
19. Ambal	35	30	40	50	50	..	..	..	..	80	90	2	168	..		60	228	2	168	..		70	238
20. Peralam	41	60	80	70	90	..	..	..	..	130	170	2	168	..		100	268	2	168	..		80	248
21. Punthottam	24	80	80	100	80	..	..	..	..	180	160	2	168	..		100	268	2	168	..		100	268
22. Tirumarugal	45	40	60	60	70	..	..	..	..	100	130	3	228	..		120	348	3	228	..		80	308
23. Aiyampet	35	50	60	50	70	..	..	..	..	100	130	3	228	..		80	308	3	228	..		80	308
24. Engan	24	20	30	30	30	..	..	..	..	50	60	1	84	..		30	114	1	84	..		40	124
25. Nannilam	..	300	..	350	..	..	..	..	..	650	..	4	432	..		350	782	..	..	..		..	..
26. Sarabhojirajapuram	..	60	..	70	..	..	..	..	..	130	..	2	168	..		80	248	..	..	..		..	..
27. Kadalangudi	..	40	..	35	..	..	..	..	..	75	..	2	144	..		60	204	..	..	..		..	..
28. Kodavasal (Primary)	..	75	..	300	..	..	..	..	..	375	..	3	204	..		100	304	..	..	..		..	..
29. Nannilam (Girls' school)	35	200	120	..	..	..	..	..	..	200	120	2	204	..		100	304	2	204	..		120	324
30. Sithakkamangalam (for Pariahs)	..	..	..	..	..	..	..	..	..	..	..	..	..	..		..	..	1	120	..		40	160
31. Pavattagudi (for Pariahs)	..	..	..	..	..	..	..	..	..	..	..	..	..	..		..	..	1	120	..		40	160
Total, Nannilam Taluk	..	1,210	790	1,535	800	..	..	..	..	2,745	1,590	45	3,852	..		1,765	5,617	37	3,264	..		1,220	4,484
Lump provision for class books	..	..	..	..	..	..	..	..	..	..	..	..	..	..		..	..	..	..	..		..	..
Do. for building	..	1,125	..	..	..	..	..	..	..	1,125	..	..	..	..		..	..	..	..	..		..	..
Do. for printing charges.	..	..	..	..	..	..	..	..	..	..	..	..	..	..		..	..	..	..	..		..	..
Do. for furniture	..	150	50	..	..	..	..	..	..	150	50	..	..	..		..	..	..	..	..		20	..
Total, Elementary schools	..	2,760	1,110	1,975	1,210	..	..	..	..	4,735	2,320	62	5,328	..	75 per cent.	2,345	7,673	52	4,548	..	100 per cent.	1,705	6,253
Total, Negapatam Taluk Board	..	5,642	3,883	7,095	7,030	..	..	..	..	12,737	10,913	90	12,744	..		2,945	15,689	76	11,568	..		2,305	13,873

IV-A.—Statement showing the Receipts and Charges of Local Fund Schools in the Tanjore District for the official year 1895–96—*cont.*

Names of schools.	Charges—*cont.*																						
	Stipends of students.				Clerks.				Servants.				Rents.		Furniture.		Maps, and books.		Miscellaneous.		Total.		
	1894–95.		1895–96.		1894–95.		1895–96.		1894–95.		1895–96.												
	Number.	Amount.	Number.	Amount.	Number.	Amount.	Number.	Amount.	Number.	Amount.	Number.	Amount.	1894–95.	1895–96.	1894–95.	1895–96.	1894–95.	1895–96.	1894–95.	1895–96.	1894–95.	1895–96.	
1	25	26	27	28	29	30	31	32	33	34	35	36	37	38	39	40	41	42	43	44	45	46	
NEGAPATAM TALUK BOARD—*cont.*						RS.		RS.		RS.		RS.	RS.	RS.	RS.	RS.	RS.	RS.	RS.	RS.	RS.	RS.	
Elementary Schools—Salary Results System—cont.																							
Nannilam Taluk—*cont.*																							
19. Ambal	..	..	..	..	..	..	..	..	..	..	..	..	..	..	..	..	7	..	6	6	241	244	
20. Peralam	..	..	..	..	..	..	..	..	..	..	..	..	18	..	..	..	7	..	6	6	289	254	
21. Punthottam	..	..	..	..	..	..	..	..	..	..	..	..	12	12	..	..	7	..	6	6	293	286	
22. Tirumarugal	..	..	..	..	..	..	..	..	..	..	..	..	18	18	..	..	7	..	6	6	379	332	
23. Aiyampet	..	..	..	..	..	..	..	..	..	..	..	..	..	..	..	..	7	..	6	6	321	314	
24. Engan	..	..	..	..	..	..	..	..	..	..	..	..	..	..	..	..	7	..	6	6	127	130	
25. Nannilam	..	..	..	..	..	..	..	..	1	36	..	..	24	..	..	..	7	..	9	..	858	..	
26. Sarabhojirajapuram	..	..	..	..	..	..	..	..	..	..	..	..	12	..	..	..	7	..	6	..	273	..	
27. Kadalangudi	..	..	..	..	..	..	..	..	..	..	..	..	12	..	..	..	7	..	6	..	229	..	
28. Kodavasal (Primary)	..	..	..	..	..	..	..	..	..	..	..	..	..	..	..	..	7	..	9	..	320	..	
29. Nannilam (Girls' school)	..	..	..	..	..	..	..	..	1	36	1	36	5	6	90	..	6	..	12	30	453	390	
30. Sithakkamangalam (for Pariahs)	..	..	..	..	..	..	..	..	..	..	..	..	..	..	..	25	..	25	..	6	..	222	
31. Pavattagudi (for Pariahs	..	..	..	..	..	..	..	..	..	..	..	..	..	6	..	25	..	25	..	6	..	222	
Total, Nannilam Taluk	..	..	..	..	..	..	..	..	2	72	2	72	227	174	90	50	146	50	141	141	6,293	4,971	
Lump provision for class books	..	..	..	..	..	..	..	..	..	..	..	..	..	..	..	..	..	..	..	50	..	50	
Do. for building	..	..	..	..	..	..	..	..	..	..	..	..	..	..	..	..	..	..	..	50	..	50	
Do. for printing charges.	..	..	..	..	..	..	..	..	..	..	..	..	..	..	..	..	..	..	..	..	..	..	
Do. for furniture	..	..	..	..	..	..	..	..	..	..	..	..	..	..	700	100	..	..	..	..	700	100	
Total, Elementary Schools	..	..	..	..	..	..	..	..	3	108	3	108	308	243	790	150	209	50	198	286	9,286	7,090	
Total, Negapatam Taluk Board	..	..	..	..	1	120	1	120	9	396	8	360	344	295	1,224	506	421	110	594	748	18,788	16,012	

IV-A.—Statement showing the Receipts and Charges of Local Fund Schools in the Tanjore District for the official year 1895-96—*cont.*

Names of schools.	Average attendance for the first six months of the year.	Receipts.										Charges.											
		Grants from Government.		School-fees.		Contributions.		Miscellaneous.		Total.		Salaries of masters.											
												1894-95.						1895-96.					
		1894-95.	1895-96.	1894-95.	1895-96.	1894-95.	1895-96.	1894-95.	1895-96.	1894-95.	1895-96.	Number.	Fixed.	School-fees.	Result stipends. Rate.	Result stipends. Amount.	Total.	Number.	Fixed.	School-fees.	Result stipends. Rate.	Result stipends. Amount.	Total.
1	2	3	4	5	6	7	8	9	10	11	12	13	14	15	16	17	18	19	20	21	22	23	24
MANNARGUDI TALUK BOARD.		RS.	RS.	RS.	RS.					RS.	RS.		RS.						RS.				
Secondary School—Salary Result System.																							
1. Tirutturaippundi	72	120	150	180	300	..	..	..	..	300	450	4	396	..	75 p.c.	180	576	5	576	..	75 p.c.	200	776
Elementary Schools—Salary Result System.																							
Mannargudi Taluk.																							
1. Marakkadai	36	25	25	40	50	..	..	..	..	65	75	2	168	..		90	258	2	168	..		60	228
2. Kurichi (transferred to Painganadu)	29	60	60	45	40	..	..	..	..	105	100	2	204	..		150	354	2	204	..		80	284
3. Palayur	31	40	40	20	35	..	..	..	..	60	75	1	84	..		70	154	1	84	..		40	124
Audichapuram (closed)	..	20	..	50	..	..	..	..	..	70	..	2	144	..		110	254	..	..	..		..	..
4. Serangulam (transferred to Peruvalandan)	..	30	30	35	30	..	..	..	..	65	60	1	84	..		48	132	2	144	..		50	194
5. Vaduvur	32	30	30	30	35	..	..	..	..	60	65	1	84	..		120	204	1	84	..		60	144
6. Nalansetti (Pariah school)	..	..	..	15	..	..	..	..	..	15	..	1	84	..		30	114	1	84	..		40	124
7. Budamangalam (Muhammadan school)	..	..	10	..	10	..	..	..	..	..	20	..	..	..		..	..	1	84	..		40	124
8. Podakkudi (Muhammadan school)	44	25	25	40	50	..	..	..	..	65	75	3	252	..		100	352	3	252	..		100	352
9. Kuttanallur (do.)	75	40	40	100	80	..	..	..	..	140	120	4	384	..		180	564	4	408	..		180	588
Total, Mannargudi Taluk	270	260	375	330	..	..	..	..	..	645	590	17	1,488	..		898	2,386	17	1,512	..		650	2,162
Tirutturaippundi Taluk.																							
10. Muttupet Town (Muhammadan school)	35	30	30	50	50	..	..	..	..	80	80	3	348	..		80	428	3	348	..		80	428
11. Muttupet West street	32	50	40	40	40	..	..	..	..	90	80	2	168	..		80	248	2	168	..		60	228
12. Topputhorai	40	15	20	80	70	..	..	..	..	95	90	3	228	..		90	318	3	228	..		90	318
13. Tiruttangur	37	45	60	50	70	..	..	..	..	95	130	2	168	..		60	228	2	168	..		60	228
14. Aiyakkarambulam	23	15	15	20	30	..	..	..	..	35	45	1	84	..		40	124	1	84	..		40	124
15. Talanayar	44	40	40	40	60	..	..	..	..	80	100	2	168	..		80	248	2	168	..		80	248
16. Kovilpattu (transferred to Nalvedapadi)	..	10	20	25	30	..	..	..	..	35	50	1	108	..		30	138	1	84	..		30	114

75 per cent. from Local funds and maximum rates from Provincial funds.

75 per cent. from Local funds and maximum rates from Provincial funds.

* The entry "3" in the current year's printed budget is a mistake for "2."

IV-A.—Statement showing the Receipts and Charges of Local Fund Schools in the Tanjore District for the official year 1895-96—*cont.*

Names of schools.	Charges—*cont.*																						
	Stipends of students.				Clerks.				Servants.				Rents.		Furniture.		Maps and books.		Miscellaneous.		Total.		
	1894-95.		1895-96.		1894-95.		1895-96.		1894-95.		1895-96.												
	Number.	Amount.	Number.	Amount.	Number.	Amount.	Number.	Amount.	Number.	Amount.	Number.	Amount.	1894-95.	1895-96.	1894-95.	1895-96.	1894-95.	1895-96.	1894-95.	1895-96.	1894-95.	1895-96.	
1	25	26	27	28	29	30	31	32	33	34	35	36	37	38	39	40	41	42	43	44	45	46	
MANNARGUDI TALUK BOARD.										RS.		RS.	RS.	RS.				RS.	RS.	RS.	RS.	RS.	
Secondary School—Salary Result System.																							
1. Tirutturaippundi	..	..	..	..	..	..	..	..	1	36	1	48	72	72	..	..	..	50	12	12	696	958	
Elementary Schools—Salary Result System.																							
Mannargudi Taluk.																							
1. Marakkadai	..	..	..	..	..	..	..	..	..	..	..	..	12	12	..	..	..	5	6	6	276	251	
2. Kurichi (transferred to Painganadu)	..	..	..	..	..	..	..	..	..	..	..	..	18	18	..	..	..	5	6	6	378	313	
3. Palayur	..	..	..	..	..	..	..	..	..	..	..	..	..	..	..	..	..	5	6	6	160	135	
Audichapuram (closed)	..	..	..	..	..	..	..	..	..	..	..	..	12	..	..	..	..	..	6	..	272	..	
4. Serangulam (transferred to Peruvalandan)	..	..	..	..	..	..	..	..	..	..	..	..	..	12	..	..	..	5	6	6	138	217	
5. Vaduvur	..	..	..	..	..	..	..	..	..	..	..	..	..	..	..	..	..	5	6	6	210	155	
6. Nalansetti (Pariah school)	..	..	..	..	..	..	..	..	..	..	..	..	12	..	..	..	..	5	6	6	132	135	
7. Budamangalam (Muhammadan school)	..	..	..	..	..	..	..	..	..	..	..	..	..	6	..	..	..	5	..	6	..	141	
8. Podakkudi (Muhammadan school)	..	..	..	..	..	..	..	..	..	..	..	..	12	12	..	..	..	5	6	6	370	375	
9. Kuttanallur (do.)	..	..	..	..	..	..	..	..	..	..	..	..	24	24	..	..	..	5	12	12	600	629	
Total	..	..	..	..	..	..	..	..	..	..	..	..	90	84	..	..	..	45	60	60	2,536	2,351	
Tirutturaippundi Taluk.																							
10. Muttupet Town (Muhammadan school)	..	..	..	..	..	..	..	..	1	36	1	36	36	36	..	..	..	5	6	6	506	511	
11. Muttupet West street	..	..	..	..	..	..	..	..	..	..	..	..	12	18	..	..	..	5	6	6	266	257	
12. Topputhorai	..	..	..	..	..	..	..	..	..	..	..	..	12	12	..	..	..	5	6	6	336	341	
13. Tiruttangur	..	..	..	..	..	..	..	..	..	..	..	..	12	12	..	..	..	5	6	6	246	251	
14. Aiyakkarambulam	..	..	..	..	..	..	..	..	..	..	..	..	12	12	..	..	..	5	6	6	142	147	
15. Talanayar	..	..	..	..	..	..	..	..	..	..	..	..	12	12	..	..	..	5	6	6	266	271	
16. Kovilpattu (transferred to Nalvedapadi)	..	..	..	..	..	..	..	..	..	..	..	..	9	9	..	..	..	5	6	6	153	134	

IV-A.—Statement showing the Receipts and Charges of Local Fund Schools in the Tanjore District for the official year 1895–96—*cont.*

Names of schools.	Average attendance for the first six months of the year.	Receipts.										Charges.											
		Grants from Government.		School-fees.		Contribution.		Miscellaneous.		Total.		Salaries of masters.											
												1894–95.						1895–96.					
															Result stipends.						Result stipends.		
		1894–95.	1895–96.	1894–95.	1895–96.	1894–95.	1895–96.	1894–95.	1895–96.	1894–95.	1895–96.	Number.	Fixed.	School-fees.	Rate.	Amount.	Total.	Number.	Fixed.	School-fees.	Rate.	Amount.	Total.
1	2	3	4	5	6	7	8	9	10	11	12	13	14	15	16	17	18	19	20	21	22	23	24
MANNARGUDI TALUK BOARD.		RS.	RS.	RS.	RS.					RS.	RS.		RS.			RS.	RS.		RS.			RS.	RS.
Elementary Schools—Salary-Result System —cont.																							
Tirutturaippundi Taluk—*cont.*																							
17. Kunnalur (Pariah school)	25	5	..	..	..	..	..	..	..	5	..	1	84	..		30	114	1	84	..		30	114
18. Tillaivilagam	32	5	20	20	30	..	..	..	..	25	50	1	84	..		30	114	1	84	..		30	114
19. Nirmulai (Pariah school)	..	..	..	..	..	..	..	..	..	..	..	..	..	..		..	..	1	84	..		30	114
20. Talanayar (do.)	..	..	..	..	..	..	..	..	..	..	..	..	..	..		..	..	1	84	..		30	114
Total ..	..	215	245	325	380	..	..	..	..	540	625	16	1,440	..		520	1,960	18	1,584	..		560	2,144
Lump provision for building grant ..	..	200	..	..	..	..	..	..	..	200	..	..	..	..		..	..	..	..	..		..	..
Total, Elementary Schools ..	..	685	505	700	710	..	..	..	..	1,385	1,215	33	2,928	..		1,418	4,346	35	3,096	..		1,210	4,306
Lump provision for Vivekachintamani	..	..	..	..	..	..	..	..	..	..	..	..	..	..		..	..	..	..	..		..	..
Do. for furniture grant.	..	..	..	..	..	..	..	..	..	..	1.000	..	..	..		..	..	..	..	..		..	..
Do. for building grant.	..	..	1,000	..	..	..	..	..	..	..	60	..	..	..		..	..	..	..	..		..	..
Grants for rents, maps and books ..	..	..	60	..	..	..	..	..	..	..													
Grand Total ..	..	805	1,715	880	1,010	..	..	..	..	1,685	2,725	37	3,324	..		1,598	4,922	40	3,672	..		1,410	5,082
PATTUKKOTTAI TALUK BOARD.																							
Secondary Schools—Salary Result System.																							
1. Pattukkottai	50	300	300	700	800	..	..	..	..	1,000	1,100	4	684	..		200	884	4	810	..		200	1,010
2. Arantangi	35	..	100	..	150	..	..	..	..	..	250	..	..	..		..	..	5	516	..		29	666
Total ..	..	300	400	700	950	..	..	..	..	1,000	1,350	4	684	..		200	884	9	1,326	..		350	1,676

75 per cent. from Local funds and maximum rates from Provincial funds. — 75 per cent.

62

IV-A.—Statement showing the Receipts and Charges of Local Fund Schools in the Tanjore District for the official year 1895–96—*cont.*

Names of schools.	Charges—*cont.*																						
	Stipends of students.				Clerks.				Servants.				Rents.		Furniture.		Maps and books.		Miscellaneous.		Total.		
	1894–95.		1895–96.		1894–95.		1895–96.		1894–95.		1895–96.												
	Number.	Amount.	Number.	Amount.	Number.	Amount.	Number.	Amount.	Number.	Amount.	Number.	Amount.	1894–95.	1895–96.	1894–95.	1895–96.	1894–95.	1895–96.	1894–95.	1895–96.	1894–95.	1895–96.	
1	25	26	27	28	29	30	31	32	33	34	35	36	37	38	39	40	41	42	43	44	45	46	
MANNARGUDI TALUK BOARD.										RS.		RS.	RS.	RS.	RS.	RS.	RS.	RS.	RS.	RS.	RS.	RS.	
Elementary Schools—Salary Result System —cont.																							
Tirutturaippundi Taluk—*cont.*																							
17. Kunnalur (Pariah school)	..	..	..	..	..	..	..	..	..	..	..	..	12	6	..	..	..	5	6	6	132	131	
18. Tillaivilagam	..	..	..	..	..	..	..	..	..	..	..	..	..	3	..	..	..	5	6	6	120	128	
19. Nirmulai (Pariah school)	..	..	..	..	..	..	..	..	..	..	..	..	..	3	..	..	..	5	..	6	..	128	
20. Talanayar (do.)	..	..	..	..	..	..	..	..	..	..	..	..	..	3	..	..	..	5	..	6	..	128	
Total ..	..	..	..	..	..	..	..	..	1	36	1	36	117	126	..	..	..	55	54	66	2,167	2,427	
Lump provision for building grant.	..	..	..	..	..	..	..	..	..	..	..	..	..	..	400	..	..	..	..	..	400	..	
Total, Elementary Schools ..	..	..	..	..	..	..	..	..	1	36	1	36	207	210	400	..	..	100	114	126	5,103	4,798	
Lump provision for Vivekachintamani	..	..	..	..	..	..	..	..	..	..	..	..	..	..	..	..	..	30	..	..	..	30	
Do. for furniture grant.	..	..	..	..	..	..	..	..	..	..	..	..	..	..	..	..	..	..	..	..	..	..	
Do. for building grant.	..	..	..	..	..	..	..	..	..	..	..	..	..	..	..	..	..	..	..	..	..	..	
Grants for rents, maps and books ..	..	..	..	..	..	..	..	..	2	72	2	84	279	282	400	..	..	180	126	138	5,799	5,766	
Grand Total ..	..	..	..	..	..	..	..	..															
PATTUKKOTTAI TALUK BOARD.																							
Secondary Schools—Salary Result System.																							
1. Pattukkottai	..	..	..	..	..	..	..	..	1	60	1	60	..	..	25	25	20	20	30	30	1,019	1,145	
2. Arantangi	..	..	..	..	..	..	..	..	..	..	..	..	..	30	..	200	..	50	..	30	..	976	
Total ..	..	..	..	..	..	..	..	..	1	60	1	60	..	30	25	225	20	70	30	60	1,019	2,121	

63

IV-A.—Statement showing the Receipts and Charges of Local Fund Schools in the Tanjore District for the official year 1895–96—*cont.*

Names of schools.	Average attendance for the first six months of the year.	Receipts.										Charges.									
		Grants from Government.		School-fees.		Contribution.		Miscellaneous.		Total.		Salaries of masters.									
												1894–95.						1895–96.					
		1894–95.	1895–96.	1894–95.	1895–96.	1894–95.	1895–96.	1894–95.	1895–96.	1894–95.	1895–96.	Number.	Fixed.	School-fees.	Result stipends. Rate.	Result stipends. Amount.	Total.	Number.	Fixed.	School-fees.	Result stipends. Rate.	Result stipends. Amount.	Total.
1	2	3	4	5	6	7	8	9	10	11	12	13	14	15	16	17	18	19	20	21	22	23	24
PATTUKKOTTAI TALUK BOARD—*cont.*		RS.	RS.	RS.	RS.			RS.		RS.	RS.		RS.				RS.	RS.		RS.			RS.	RS.
Elementary Schools—Salary Result System.																								
1. Madukur	33	20	15	20	24	..	..	..	..	40	39	1	108	..			40	148	1	84	..		40	124
2. Adirampatnam	35	15	20	40	32	..	..	..	..	55	52	2	180	..			60	240	2	180	..		60	240
Arantangi	..	70	..	90	..	..	..	..	..	160	..	3	288	..			100	388	..	..	..		..	..
3. Avadaiyarkovil	30	10	10	24	20	..	..	..	..	34	30	2	168	..			40	208	2	168	..		35	263
4. Thambikkanallavankottai	32	30	30	20	23	..	..	..	..	50	50	1	108	..			50	158	1	108	..		50	158
5. Pappanad	33	..	5	12	22	..	..	..	..	12	27	1	84	..			20	104	1	84	..		30	114
6. Seruvaviduthi	31	10	15	20	18	..	..	..	..	30	33	1	108	..			35	143	1	84	..		35	119
7. Alathur	13	..	..	12	12	..	..	..	..	12	12	1	84	..			20	104	1	84	..		15	99
8. Sengapaduthangadu	22	..	15	15	12	..	..	..	..	15	27	1	84	..			30	114	1	84	..		25	109
9. Sengamangalam	37	25	30	30	26	..	..	..	..	55	56	2	144	..			60	204	2	144	..		60	204
10. Maravakkadu	21	..	5	15	16	..	..	..	..	15	21	1	84	..			20	104	1	84	..		25	109
11. Pattukkottai	80	200	150	200	210	..	..	..	..	400	360	4	432	..			250	682	4	432	..		235	667
12. Sethubavachattram	42	40	30	30	32	..	..	..	..	70	62	1	108	..			80	188	1	108	..		70	178
13. Kuruvikkarambai	37	20	20	30	27	..	..	..	..	50	47	1	108	..			90	198	1	108	..		80	188
14. Mimisal	32	15	10	18	15	..	..	..	..	33	25	2	120	..			40	160	2	120	..		30	150
15. Peravurni (transferred to Pannavayal.)	..	20	10	18	18	..	..	..	..	38	28	1	84	..			20	104	1	84	..		30	114
16. Palayamadukkur	27	20	15	18	15	..	..	..	..	38	30	1	84	..			40	124	1	84	..		45	129
17. Thiruvonam	23	..	5	15	18	..	..	..	..	15	23	1	84	..			20	104	1	84	..		25	109
18. Manamelgudi	30	15	20	20	24	..	..	..	..	35	44	1	84	..			35	119	1	84	..		40	124
19. Vadaseri	31	..	10	15	20	..	..	..	..	15	30	1	84	..			20	104	1	84	..		30	114
20. Kannugudi	27	10	10	18	18	..	..	..	..	28	28	1	84	..			20	104	1	84	..		30	114
21. Provision for a Pariah school	..	..	..	..	..	..	..	..	..	..	..	..	...	..			..	..	1	84	...		20	104
Lump provision for building grant	..	..	180	..	..	..	..	..	..	..	180	..	..	..			..	..	..	..	..		..	..
Total, Elementary Schools	..	520	605	680	599	..	..	..	..	1,200	1,204	30	2,712	..			1,090	3,802	28	2,460	..		1,010	3,470
Total, Pattukkottai Taluk Board	..	820	1,005	1,380	1,549	..	..	..	..	2,200	2,554	34	3,396	..			1,290	4,686	37	3,786	..		1,360	5,146
Total, Taluk Boards	..	10,472	9,583	12,290	12,653	..	..	10	..	22,772	22,236	297	31,212	..			10,073	41,285	290	31,026	..		9,350	40,376
Grand Total	..	11,972	10,927	12,490	12,833	..	..	10	..	24,072	23,760	311	33,504	..			10,823	44,327	305	33,540	..		10,170	43,710

(1) *Tanjore Taluk Board.*—The schools at Vallam and Aiyampet are under the management of the respective Unions.
(2) *Kumbakonam Taluk Board.*—The schools at Papanasam, Valangiman, Tiruvadamarudur and Vaitheswarankovil are under the management of Swamimalai, Valangiman, Tiruvadamarudur and Shiyali Unions, respectively.
(3) *Negapatam Taluk Board.*—Nil.
(4) *Mannargudi Taluk Board.*—The schools at Muttupet, Tirutturaippundi and Vedaranniyam are under the management of the respective Unions.
(5) *Pattukkottai Taluk Board.*—The school at Adirampatnam is managed by the same Union.

64

IV-A.—Statement showing the Receipts and Charges of Local Fund Schools in the Tanjore District for the official year 1895–96—*cont.*

Names of schools.	Charges—*cont.*																						
	Stipends of students.				Clerks.				Servants.				Rents.		Furniture.		Maps and books.		Miscellaneous.		Total.		
	1894–95.		1895–96.		1894–95.		1895–96.		1894–95.		1895–96.												
	Number.	Amount.	Number.	Amount.	Number.	Amount.	Number.	Amount.	Number.	Amount.	Number.	Amount.	1894–95.	1895–96.	1894–95.	1895–96.	1894–95.	1895–96.	1894–95.	1895–96.	1894–95.	1895–96.	
	25	26	27	28	29	30	31	32	33	34	35	36	37	38	39	40	41	42	43	44	45	46	
PATTUKKOTTAI TALUK BOARD—*cont.*		RS.		RS.		RS.		RS.		RS.		RS.	RS.	RS.	RS.	RS.	RS.	RS.	RS.	RS.	RS.	RS.	
Elementary Schools—Salary Result System.																							
1. Madukur	..	..	..	..	..	..	..	..	..	..	..	..	12	12	..	..	..	..	3	3	163	139	
2. Adirampatnam	..	..	..	..	..	..	..	..	..	..	..	..	5	5	..	..	..	..	3	3	248	248	
Arantangi	..	..	..	..	..	..	..	..	..	..	..	..	30	..	..	..	..	..	6	..	424	..	
3. Avadaiyarkovil	..	..	..	..	..	..	..	..	..	..	..	..	12	12	..	..	..	..	3	3	223	218	
4. Thambikkanallavankottai	..	..	..	..	..	..	..	..	..	..	..	..	5	5	..	..	..	..	3	3	166	166	
5. Pappanad	..	..	..	..	..	..	..	..	..	..	..	..	6	6	..	..	..	..	3	3	118	123	
6. Seruvaviduthi	..	..	..	..	..	..	..	..	..	..	..	..	2	2	..	..	..	..	3	3	148	124	
7. Alathur	..	..	..	..	..	..	..	..	..	..	..	..	2	2	..	..	..	..	3	3	109	104	
8. Sengapaduthangadu	..	..	..	..	..	..	..	..	..	..	..	..	..	..	..	..	..	..	3	3	117	112	
9. Sengamangalam	..	..	..	..	..	..	..	..	..	..	..	..	..	..	..	..	..	..	3	3	207	207	
10. Maravakkadu	..	..	..	..	..	..	..	..	..	..	..	..	6	6	..	..	..	..	3	3	113	118	
11. Pattukkottai	..	..	..	..	..	..	..	..	..	..	..	..	..	..	..	..	..	..	12	12	694	679	
12. Sethubavachattram	..	..	..	..	..	..	..	..	..	..	..	..	..	..	..	..	..	..	3	3	191	181	
13. Kuruvikkarambai	..	..	..	..	..	..	..	..	..	..	..	..	..	..	..	..	..	..	3	3	201	191	
14. Mimisal	..	..	..	..	..	..	..	..	..	..	..	..	12	12	..	..	..	..	3	3	175	165	
15. Peravurni (transferred to Pannavayal)	..	..	..	..	..	..	..	..	..	..	..	..	..	..	..	..	..	..	3	3	107	117	
16. Palayamadukkur	..	..	..	..	..	..	..	..	..	..	..	..	..	..	..	..	..	..	3	3	127	132	
17. Thiruvonam	..	..	..	..	..	..	..	..	..	..	..	..	..	..	..	..	..	..	3	3	107	112	
18. Manamelgudi	..	..	..	..	..	..	..	..	..	..	..	..	12	12	..	..	..	..	3	3	134	139	
19. Vadaseri	..	..	..	..	..	..	..	..	..	..	..	..	6	6	..	..	..	..	3	3	113	123	
20. Kannugudi	..	..	..	..	..	..	..	..	..	..	..	..	6	6	..	..	..	..	3	3	113	123	
21. Provision for a Pariah school	..	..	..	..	..	..	..	..	..	..	..	..	..	..	..	..	..	..	..	3	..	107	
Lump provision for building grant	..	..	..	..	..	..	..	..	..	..	..	..	..	..	..	..	..	..	..	..	..	..	
Total, Elementary Schools	..	..	..	..	..	..	..	..	..	..	..	..	116	86	..	..	..	..	75	72	3,993	3,628	
Total, Pattukkottai Taluk Board	..	..	..	..	..	..	..	..	1	60	1	60	116	116	25	225	20	70	105	132	5,012	5,749	
Total, Taluk Boards	..	..	..	..	1	120	1	120	13	600	12	576	1,318	1,371	2,189	1,387	631	576	1,320	1,592	47,463	45,992	
Grand Total	5	60	5	60	1	120	1	120	16	768	15	708	1,318	1,371	2,239	1,607	701	640	1,452	1,745	50,985	49,961	

65

17

V.—Details of Charges in Local Fund Hospitals, Dispensaries and Public and Charitable Institutions in the Tanjore District for the official year 1895–96.

Institutions.	Fixed charges.																			
	Superintendents.				Medical subordinates.				Clerks.				Servants.				Midwives and midwifery pupils.			
	1894–95.		1895–96.		1894–95.		1895–96.		1894–95.		1895–96.		1894–95.		1895–96.		1894–95.		1895–96.	
	Number.	Amount.	Number.	Amount.	Number.	Amount.	Number.	Amount.	Number.	Amount.	Number.	Amount.	Number.	Amount.	Number.	Amount.	Number.	Amount.	Number.	Amount.
1	2	3	4	5	6	7	8	9	10	11	12	13	14	15	16	17	18	19	20	21
District Fund.		Rs.		Rs.		Rs.		Rs.		Rs.		Rs.		Rs.		Rs.		Rs.		Rs.
(a) Hospitals and Dispensaries.																				
1. Reserve hospital assistants with Zillah surgeon	..	..	..	..	3	900	3	900	..	..	..	..	..	..	..	..	..	..	..	..
Female medical education	..	..	..	..	..	..	..	..	..	..	..	..	..	..	..	..	..	..	..	..
Civil Dispensary.																				
Adirampatnam	..	..	..	..	1	1,052	1	1,313	..	..	..	..	5	384	5	348	1	180	1	180
2. Rajah Mirasidar hospital at Tanjore	..	..	1	900	1	600	2	1,200	1	144	1	144	22	1,836	26	2,256	1	180	1	180
Chattram Dispensaries.																				
Oratanad or Muktambalpuram	..	..	..	..	1	333	1	368	..	..	..	..	4	276	4	276	1	180	1	180
Nidamangalam	..	..	..	..	1	333	1	368	..	..	..	..	4	276	4	312	1	180	1	180
Rajamadam	..	..	..	..	..	..	..	..	..	..	..	..	..	..	..	..	..	..	..	..
Vilangulam	..	..	..	..	1	333	1	368	..	..	..	..	4	276	4	276	..	..	..	..
Manamelgudi	..	..	..	..	1	333	1	368	..	..	..	..	4	276	4	276	..	..	..	..
Mimisal	..	..	..	..	1	333	1	438	..	..	..	..	4	276	4	276	1	180	1	180
Total	..	..	1	900	10	4,217	11	5,323	1	144	1	144	47	3,600	51	4,020	5	900	5	900
Dispensaries supported from Chattram Funds—*Nil.*																				
His Royal Highness the Prince of Wales' Medical School, Tanjore	..	1	1,200	1	1,200	3	2,160	4	2,460	..	..	..	..	2	132	2	156	..	..	..	..
(b) Itinerating Medical Establishment—Nil																				
(c) Choultries.																				
Muktambalpuram or Oratanad	..	..	808	..	846	..	..	..	..	18	1,884	17	1,830	51	1,959	47	1,770	..	..	..	..
Vennar	..	..	206	..	100	..	..	..	..	2	204	2	204	7	276	7	276	..	..	..	..
Sraiyasi	..	..	223	..	100	..	..	..	..	4	384	4	384	10	372	10	372	..	..	..	..

V.—Details of Charges in Local Fund Hospitals, Dispensaries and Public and Charitable Institutions in the Tanjore District, &c.—*cont.*

Institutions.	Fixed charges—*cont.*				Contingent charges.													
	Medical pupils.				Medicines and surgical instruments.		Supplies.		Diet of patients and feeding charges of travellers.		Rents.		Furniture.		Sundries.		Total.	
	1894–95.		1895–96.															
	Number.	Amount.	Number.	Amount.	1894–95.	1895–96.	1894–95.	1895–96.	1894–95.	1895–96.	1894–95.	1895–96.	1894–95.	1895–96.	1894–95.	1895–96.	1894–95.	1895–96.
	22	23	24	25	26	27	28	29	30	31	32	33	34	35	36	37	38	39
District Fund.		Rs.		Rs.	Rs.	Rs.	Rs.	Rs.	Rs.	Rs.			Rs.	Rs.	Rs.	Rs.	Rs.	Rs.
(a) Hospitals and Dispensaries.																		
1. Reserve hospital assistants with Zillah surgeon	..	..	..	..	..	..	..	..	..	..	..	..	..	..	..	..	900	900
Female medical education	..	..	1	240	..	..	..	..	..	..	..	..	..	..	..	..	..	240
Civil Dispensary.																		
Adirampatnam	..	..	..	..	300	300	100	100	300	300	..	..	50	50	100	100	2,466	2,691
2. Rajah Mirasidar hospital at Tanjore	..	..	..	..	1,000	1,500	400	400	3,600	3,600	..	..	300	300	500	500	8,560	10,980
Chattram Dispensaries.																		
Oratanad or Muktambalpuram	..	..	..	..	250	250	100	100	300	300	..	..	50	50	100	100	1,589	1,624
Nidamangalam	..	..	..	..	250	250	100	100	300	300	..	..	50	50	100	100	1,589	1,660
Rajamadam	..	..	..	..	..	..	..	..	..	..	..	..	..	..	..	..	..	..
Vilangulam	..	..	..	..	150	150	80	80	200	200	..	..	50	50	80	80	1,169	1,204
Manamelgudi	..	..	..	..	150	150	80	80	200	200	..	..	50	50	80	80	1,169	1,204
Mimisal	..	..	..	..	150	150	80	80	200	200	..	..	50	50	80	80	1,349	1,454
Total	..	..	1	240	2,250	2,750	940	940	5,100	5,100	..	..	600	600	1,040	1,040	18,791	21,957
Dispensaries supported from Chattram Funds—*Nil.*																		
His Royal Highness the Prince of Wales' Medical School, Tanjore	27	1,404	20	1,134	..	..	..	100	..	..	..	..	..	100	300	300	5,196	5,450
(b) Itinerating Medical Establishment—Nil.																		
(c) Choultries.																		
Muktambalpuram or Oratanad	..	..	..	..	..	..	..	..	14,757	14,357	..	..	90	60	7,520	8,011	27,018	26,874
Vennar	..	..	..	..	..	..	..	..	2,389	2,389	..	..	..	..	424	425	3,499	3,354
Sraiyasi	..	..	..	..	..	..	..	..	2,723	2,723	..	..	..	..	479	480	4,181	4,059

V.—Detail of Charges in Local Fund Hospitals, Dispensaries and Public and Charitable Institutions in the Tanjore District, &c.—*cont.*

Institutions.	Fixed charges.																			
	Superintendents.				Medical subordinates.				Clerks.				Servants.				Midwives and midwifery pupils.			
	1894–95.		1895–96.		1894–95.		1895–96.		1894–95.		1895–96.		1894–95.		1895–96.		1894–95.		1895–96.	
	Number.	Amount.	Number.	Amount.	Number.	Amount.	Number.	Amount.	Number.	Amount.	Number.	Amount.	Number.	Amount.	Number.	Amount.	Number.	Amount.	Number.	Amount.
1	2	3	4	5	6	7	8	9	10	11	12	13	14	15	16	17	18	19	20	21
		Rs.		Rs.		Rs.		Rs.		Rs.		Rs.		Rs.		Rs.		Rs.		Rs.
District Funds—*cont.*																				
(*c*) *Choultries*—cont.																				
Rajakumaraboyi or Surakottai		93		50					1	120	1	120	7	240	6	198				
Sydambalpuram		44		30					2	156	2	156	5	186	4	144				
Nadar		16		10									3	62	3	62				
Panchanadamohanambalpuram at Tiruvadi		12		5									1	6	1	6				
Kanji house at Tanjore													3	90	3	90				
Sakwarambalpuram or Ammachattram		467		230					6	696	6	756	17	720	16	654				
Rajasambalpuram or Darasuram		224		100					3	348	3	348	15	612	13	498				
Malliam									1	84	1	84	3	102	3	102				
Yemunambalpuram or Nidamangalam		1,163		1,000					7	936	6	666	21	942	18	786				
Mahadevapatnam		71		40					1	72	1	72	5	180	5	180				
Mohanambalpuram or Rajamadam		1,526		1,406					29	2,466	27	2,322	39	1,662	36	1,506				
Sulakshanambalpuram or Vilangulam		490		455					15	1,320	14	1,308	30	1,290	28	1,218				
Dropadambalpuram or Manamelgudi		290		255					10	876	9	804	23	1,032	20	870				
Rajacumarambalpuram or Mimisal		610		560					15	1,296	13	1,032	27	1,182	23	978				
Rameswaram		150		150					5	420	5	432	11	516	11	516				
Kasangulam									1	120	1	120	6	240	6	240				
Nachiar Covil																				
Unendowed Institutions—Nil.																				
Markets—Nil.																				
Other Institutions—Nil.																				
Total		6,393		5,337					120	11,382	112	10,638	284	11,669	260	10,466				
Total, District Board		7,593		7,437	13	6,377	15	7,783	121	11,526	113	10,782	333	15,401	313	14,642	5	900	5	900

V.—Detail of Charges in Local Fund Hospitals, Dispensaries and Public and Charitable Institutions in the Tanjore District, &c.—*cont.*

Institutions.	Fixed charges—*cont.*				Contingent charges.													
	Medical pupils.				Medicines and surgical instruments.		Supplies.		Diet of patients and feeding charges of travellers.		Rents.		Furniture.		Sundries.		Total.	
	1894–95.		1895–96.		1894–95.	1895–96.	1894–95.	1895–96.	1894–95.	1895–96.	1894–95.	1895–96.	1894–95.	1895–96.	1894–95.	1895–96.	1894–95.	1895–96.
	Number.	Amount.	Number.	Amount.														
	22	23	24	25	26	27	28	29	30	31	32	33	34	35	36	37	38	39
		Rs.		Rs.	Rs.	Rs.	Rs.	Rs.	Rs.	Rs.	Rs.	Rs.	Rs.	Rs.	Rs.	Rs.	Rs.	Rs.
District Funds—*cont.*																		
(*c*) *Choultries*—cont.																		
Rajakumaraboyi or Surakottai									1,220	1,220					559	459	2,232	2,047
Sydambalpuram															456	456	842	786
Nadar															268	268	346	340
Panchanadamohanambalpuram at Tiruvadi															68	68	86	79
Kanji house at Tanjore															22	17	1,042	1,037
Sakwarambalpuram or Ammachattram									930	930					2,325	2,625	11,563	11,620
Rajasambalpuram or Darasuram									7,355	7,355					1,689	1,689	5,225	4,987
Malliam									2,352	2,352								
Yemunambalpuram or Nidamangalam									490	500				70	120	197	796	953
Mahadevapatnam									5,845	5,685					1,970	2,563	10,856	10,700
Mohanambalpuram or Rajamadam									400	400					260	260	983	952
Sulakshanambalpuram or Vilangulam									11,300	10,300			65	30	11,517	8,367	28,536	23,931
Dropadambalpuram or Manamilgudi									5,000	4,500					4,033	3,918	12,133	11,399
Rajacumarabalpuram or Mimisal									4,500	4,000					1,800	1,820	8,498	7,749
Rameswaram									5,500	4,500					2,635	2,655	11,223	9,725
Kasangulam									1,850	1,850					275	295	3,211	3,243
Nachiar Covil									2,590	2,590					50	50	3,000	3,000
Unendowed Institutions—Nil.																100		100
Markets—Nil.																		
Other Institutions—Nil.																		
Total									69,201	65,651			155	160	36,470	34,723	1,35,270	1,26,975
Total, District Board	27	1,404	21	1,374	2,250	2,750	940	1,040	74,801	70,751			755	860	37,810	36,063	1,59,257	1,54,382

V.—Detail of Charges in Local Fund Hospitals, Dispensaries and Public and Charitable Institutions in the Tanjore District, &c.—*cont.*

Institutions.	Fixed charges.																			
	Superintendents.				Medical subordinates.				Clerks.				Servants.				Midwives and midwifery pupils			
	1894–95.		1895–96.		1894–95.		1895–96.		1894–95.		1895–96.		1894–95.		1895–96.		1894–95.		1895–96.	
	Number.	Amount.	Number.	Amount.	Number.	Amount.	Number.	Amount.	Number.	Amount.	Number.	Amount.	Number.	Amount.	Number.	Amount.	Number.	Amount.	Number.	Amount.
1	2	3	4	5	6	7	8	9	10	11	12	13	14	15	16	17	18	19	20	21
TANJORE TALUK BOARD.		Rs.		Rs.		Rs.		Rs.		Rs.		Rs.		Rs.		Rs.		Rs.		Rs.
Hospitals and Dispensaries—Nil.																				
Civil Dispensaries.																				
Civil Dispensary at Vallam	..	..	..	..	1	474	1	473	..	..	..	..	3	312	3	312	1	180	1	180
Chattram Dispensary.																				
Tiruvadi or Kalliyanamahal	..	..	..	..	1	447	1	473	..	..	..	..	3	300	3	300	1	180	1	180
Dispensaries supported from Chattram funds.																				
Tirukkottupalli	..	..	..	..	1	474	1	473	..	..	..	..	3	268	3	300	..	..	1	180
Gandharvakottai	..	..	..	..	1	368	1	368	..	..	..	..	3	276	3	276	1	180	1	180
Ayyampet	..	..	..	..	1	368	1	438	..	..	..	..	3	276	3	276	1	180	1	180
Total	..	..	..	..	5	2,131	5	2,225	..	..	..	..	15	1,432	15	1,464	4	720	5	900
Itinerating Establishment—Nil.																				
Choultries.																				
Grand Anicut	..	..	..	..	..	..	..	..	..	..	..	..	3	120	3	120	..	..	..	..
Vallam	..	..	..	..	..	..	..	..	..	..	..	..	..	..	..	..	..	..	..	..
Sendalai	..	..	..	..	..	..	..	..	..	..	..	..	1	36	1	36	..	..	..	..
Kindersleyrajapuram	..	..	..	..	..	..	..	..	..	..	..	..	2	33	2	33	..	..	..	..
Venkatasamudram	..	..	..	..	..	..	..	..	..	..	..	..	3	17	3	17	..	..	..	..
Perambur	..	..	..	..	..	..	..	..	..	..	..	..	4	27	4	27	..	..	..	..
Nemam	..	..	..	..	..	..	..	..	..	..	..	..	4	21	4	21	..	..	..	..
Ramachendrameta at Tiruvadi	..	32	..	32	..	..	..	..	1	84	1	84	5	198	5	198	..	..	..	..
Kaliyanamahal	..	571	..	571	..	..	..	..	4	444	4	444	24	808	27	856	..	..	..	..
Total	..	603	..	603	..	..	..	..	5	528	5	528	46	1,260	49	1,308	..	..	..	..
Public bungalow at Tiruvadi	..	..	..	..	..	..	..	..	..	..	..	..	2	96	2	96	..	..	..	..
Do. do. at Sengipatti	..	..	..	..	..	..	..	..	..	..	..	..	1	36	1	36	..	..	..	..
Total	..	..	..	..	..	..	..	..	..	..	..	..	3	132	3	132	..	..	..	..
Total, Tanjore Taluk Board	..	603	..	603	5	2,131	5	2,225	5	528	5	528	64	2,824	67	2,904	4	720	5	900

V.—Detail of Charges in Local Fund Hospitals, Dispensaries and Public and Charitable Institutions in the Tanjore District, &c.—*cont.*

Institutions.	Fixed charges—*cont.*				Contingent charges.													
	Medical pupils.				Medicines and surgical instruments.		Supplies.		Diet of patients and feeding charges of travellers.		Rents.		Furniture.		Sundries.		Total.	
	1894–95.		1895–96.															
	Number.	Amount.	Number.	Amount.	1894–95.	1895–96.	1894–95.	1895–96.	1894–95.	1895–96.	1894–95.	1895–96.	1894–95.	1895–96.	1894–95.	1895–96.	1894–95.	1895–96.
	22	23	24	25	26	27	28	29	30	31	32	33	34	35	36	37	38	39
TANJORE TALUK BOARD.					Rs.	Rs.	Rs.	Rs.	Rs.	Rs.	Rs.	Rs.	Rs.	Rs.	Rs.	Rs.	Rs.	Rs.
Hospitals and Dispensaries—Nil.																		
Civil Dispensaries.																		
Civil Dispensary at Vallam	..	..	..	..	200	200	80	80	..	..	..	..	20	20	100	100	1,366	1,365
Chattram Dispensary.																		
Tiruvadi or Kalliyanamahal	..	..	..	..	150	150	80	80	..	..	..	..	30	30	80	80	1,267	1,293
Dispensaries supported from Chattram funds.																		
Tirukkottupalli	..	..	..	..	200	200	80	80	..	..	48	84	30	30	100	100	1,200	1,411
Gandharvakottai	..	..	..	..	200	200	80	80	..	..	36	36	30	30	100	100	1,270	1,270
Ayyampet	..	..	..	..	150	150	80	80	..	..	..	..	30	30	90	90	1,174	1,244
Total	..	..	..	..	900	900	400	400	..	..	84	84	140	140	470	470	6,277	6,583
Itinerating Establishment—Nil.																		
Choultries.																		
Grand Anicut	..	..	..	..	..	..	..	..	..	..	..	..	..	..	70	70	190	190
Vallam	..	..	..	..	..	..	..	..	..	..	..	..	..	..	15	15	15	15
Sendalai	..	..	..	..	..	..	..	..	..	..	..	..	..	..	8	8	44	44
Kindersleyrajapuram	..	..	..	..	..	..	..	..	30	30	..	..	..	..	..	..	63	63
Venkatasamudram	..	..	..	..	..	..	..	..	27	27	..	..	..	..	..	..	44	44
Perambur	..	..	..	..	..	..	..	..	41	41	..	..	..	..	..	..	68	68
Nemam	..	..	..	..	..	..	..	..	36	36	..	..	..	..	..	..	57	57
Ramachendrameta at Tiruvadi	..	..	..	..	..	..	..	..	1,040	1,040	..	..	..	..	216	241	1,570	1,595
Kaliyanamahal	..	..	..	..	..	..	..	..	10,343	10,343	..	..	500	..	3,600	1,750	16,266	13,964
Total	..	..	..	..	..	..	..	..	11,517	11,517	..	..	500	..	3,909	2,084	18,317	16,040
Public bungalow at Tiruvadi	..	..	..	..	..	..	..	..	..	..	..	..	..	..	54	54	150	150
Do. do. at Sengipatti	..	..	..	..	..	..	..	..	..	..	..	..	..	..	14	14	50	50
Total	..	..	..	..	..	..	..	..	..	..	..	..	..	..	68	68	200	200
Total, Tanjore Taluk Board	..	..	..	..	900	900	400	400	11,517	11,517	84	84	640	140	4,447	2,622	24,794	22,823

V.—Detail of Charges in Local Fund Hospitals, Dispensaries and Public and Charitable Institutions in the Tanjore District, &c.—*cont.*

Institutions.	Fixed charges.																			
	Superintendents.				Medical subordinates.				Clerks.				Servants.				Midwives and midwifery pupils.			
	1894–95.		1895–96.		1894–95.		1895–96.		1894–95.		1895–96.		1894–95.		1895–96.		1894–95.		1895–96.	
	Number.	Amount.	Number.	Amount.	Number.	Amount.	Number.	Amount.	Number.	Amount.	Number.	Amount.	Number.	Amount.	Number.	Amount.	Number.	Amount.	Number.	Amount.
1	2	3	4	5	6	7	8	9	10	11	12	13	14	15	16	17	18	19	20	21
						Rs.		Rs.						Rs.		Rs.		Rs.		Rs.
Cumbakonam Taluk Board.																				
(a) Hospitals and Dispensaries.																				
Branch Dispensary, Tranquebar Fort	..	..	..	..	..	..	..	..	..	..	..	..	2	144	2	144	..	..	..	..
Civil Dispensaries.																				
Tiruvadamarudur	..	..	..	..	1	368	1	368	..	..	..	..	3	249	3	240	1	120	1	180
Porayar	..	..	..	..	1	1,575	1	1,575	..	..	..	..	6	384	6	384	1	120	1	180
Papanasam	..	..	..	..	1	474	1	473	..	..	..	..	3	240	3	240	..	..	..	..
Shiyali	..	..	..	..	1	1,509	1	1,575	..	..	..	..	4	359	4	360	1	120	1	180
Valangaman	..	..	..	..	1	447	1	473	..	..	..	..	3	276	3	276	1	120	1	180
Total	..	..	..	..	5	4,373	5	4,464	..	..	..	..	21	1,652	21	16,44	4	480	4	720
(b) Itinerating Medical Establishment—Nil.																				
(c) Choultries.																				
Alangudi	..	..	..	..	..	..	..	..	..	..	..	..	1	24	1	24	..	..	..	..
Papanasam	..	..	..	..	..	..	..	..	..	..	..	..	1	30	1	30	..	..	..	..
Sholapuram	..	..	..	..	..	..	..	..	..	..	..	..	2	39	2	39	..	..	..	..
Kuttalam	..	..	..	..	..	..	..	..	..	..	..	..	1	24	1	24	..	..	..	..
Anaikara Chattram	..	..	..	..	..	..	..	..	..	..	..	..	4	141	4	141	..	..	..	..
Total	..	..	..	..	..	..	..	..	..	..	..	..	9	258	9	258	..	..	..	..
Unendowed Choultries.																				
Lower Anicut	..	..	..	..	..	..	..	..	..	..	..	..	1	48	1	48	..	..	..	..
Public Bungalows.																				
Thiruvaduthorai	..	..	..	..	..	..	..	..	..	..	..	..	1	48	1	48	..	..	..	..
Shiyali	..	..	..	..	..	..	..	..	..	..	..	..	3	122	3	122	..	..	..	..
Markets—*Nil.*																				
Total	..	..	..	..	..	..	..	..	..	..	..	..	4	170	4	170	..	..	..	..
Other Institutions—*Nil.*																				
Total, Kumbakonam Taluk Board	..	..	..	..	5	4,373	5	4,464	..	..	..	..	35	2,128	35	2,120	4	480	4	720

V.—Detail of Charges in Local Fund Hospitals, Dispensaries and Public and Charitable Institutions in the Tanjore District &c.—*cont.*

Institutions.	Fixed charges—*cont.*				Contingent Charges.													
	Medical pupils.				Medicines and surgical instruments.		Supplies.		Diet of patients and feeding charges of travellers.		Rents.		Furniture.		Sundries.		Total.	
	1894–95.		1895–96.															
	Number.	Amount.	Number.	Amount.	1894–95.	1895–96.	1894–95.	1895–96.	1894–95.	1895–96.	1894–95.	1895–96.	1894–95.	1895–96.	1894–95.	1895–96.	1894–95.	1895–96.
1	22	23	24	25	26	27	28	29	30	31	32	33	34	35	36	37	38	39
					Rs.	Rs.	Rs.	Rs.	Rs.	Rs.	Rs.	Rs.	Rs.	Rs.	Rs.	Rs.	Rs.	Rs.
Kumbakonam Taluk Board.																		
(a) Hospital and Dispensaries.																		
Branch Dispensary, Tranquebar Fort	..	..	..	..	100	100	50	50	..	..	36	36	..	..	40	40	370	370
Civil Dispensaries.																		
Tiruvadamarudur	..	..	..	..	150	150	80	80	..	..	60	60	..	30	130	100	1,157	1,208
Poragar	..	..	..	..	250	250	300	200	1,200	900	..	..	60	100	130	190	4,019	3,779
Papanasam	..	..	..	..	150	150	80	80	..	..	48	48	..	..	100	100	1,092	1,091
Shiyali	..	..	..	..	300	300	120	100	300	300	..	..	50	70	130	130	2,888	3,015
Valangamar	..	..	..	..	150	150	80	80	..	..	72	72	..	30	130	100	1,275	1,361
Total	..	..	..	..	1,100	1,100	710	590	1,500	1,200	216	216	110	230	660	660	10,801	10,824
(b) Itinerating Medical Establishment—Nil.																		
(c) Choultries.																		
Alangudi	..	..	..	..	..	..	..	..	..	..	..	..	..	..	62	62	86	86
Papanasam	..	..	..	..	..	..	..	..	..	..	..	..	..	..	20	20	50	50
Sholapuram	..	..	..	..	..	..	..	..	31	31	..	..	..	..	10	10	80	80
Kuttalam	..	..	..	..	..	..	..	..	..	..	..	..	..	..	18	18	42	42
Anikara Chattram	..	..	..	..	..	..	..	..	238	238	..	..	..	..	120	120	499	499
Total	..	..	..	..	..	..	..	..	269	269	..	..	..	..	230	230	757	757
Unendowed Choultries.																		
Lower Anicut	..	..	..	..	..	..	..	..	..	..	..	..	..	..	24	12	72	60
Public Bungalows.															32	32	80	80
Thiruvaduthorai	..	..	..	..	..	..	..	..	..	..	..	..	..	..	..	..	..	..
Shiyali	..	..	..	..	..	..	..	..	..	..	..	..	..	..	48	48	170	170
Markets—*Nil.*																		
Total	..	..	..	..	..	..	..	..	..	..	..	..	..	..	80	80	250	250
Other institutions—*Nil.*																		
Total, Kumbakonam Taluk Board	..	..	..	..	1,100	1,100	710	590	1,769	1,469	216	216	110	230	994	982	11,880	11,891

V.—Detail of Charges in Local Fund Hospitals, Dispensaries and Public and Charitable Institutions in the Tanjore District, &c.—*cont.*

Institutions.	Fixed charges.																			
	Superintendents.				Medical subordinates.				Clerks.				Servants.				Midwives and midwifery pupils.			
	1894–95.		1895–96.		1894–95.		1895–96.		1894–95.		1895–96.		1894–95.		1895–96.		1894–95.		1895–96.	
	Number.	Amount.	Number.	Amount.	Number.	Amount.	Number.	Amount.	Number.	Amount.	Number.	Amount.	Number.	Amount.	Number.	Amount.	Number.	Amount.	Number.	Amount.
1	2	3	4	5	6	7	8	9	10	11	12	13	14	15	16	17	18	19	20	21
NEGAPATAM TALUK BOARD.						Rs.		Rs.						Rs.		Rs.		Rs.		Rs.
(*a*) *Hospitals and Dispensaries.*																				
Branch dispensary at Tiruvalur	..	..	..	..	1	370	1	370	..	..	..	..	4	350	4	340	1	180	1	180
Do. at Nannilam	..	..	..	..	1	470	1	470	..	..	..	..	4	350	4	340	1	180	1	180
Do. at Kodavasal	..	..	..	..	1	450	1	470	..	..	..	..	4	320	4	320	1	180	1	180
Civil Dispensaries—*Nil.*																				
Chattram Dispensaries—*Nil.*																				
Dispensaries supported from Chattram Funds—*Nil.*																				
(*b*) *Itinerating Medical Establishment*—Nil.																				
Public Bungalows.																				
Nannilam Travellers' Bungalow	..	..	..	..	..	..	..	..	..	..	..	..	..	..	1	54	..	..	..	..
Choultries.																				
Peralam	..	..	..	..	..	..	..	..	..	..	..	..	1	24	1	24	..	..	..	..
Thathanchavadi	..	..	..	..	..	..	..	..	..	..	..	..	2	27	2	27	..	..	..	..
Tiruvalur Hanumar	..	..	..	..	..	..	..	..	..	..	..	..	5	138	5	138	..	..	..	..
Annathana Kittalai	..	..	..	..	..	..	..	..	..	..	..	..	..	..	..	..	..	..	..	..
Srivanjeammutt	..	..	..	..	..	..	..	..	..	..	..	..	..	..	1	12	..	..	..	..
Total, Negapatam Board	..	..	..	..	3	1,290	3	1,310	..	..	..	..	20	1,209	22	1,255	3	540	3	540
MANNARGUDI TALUK BOARD.																				
(*a*) *Hospitals and Dispensaries.*																				
Vedaraniem	..	..	..	..	1	333	1	368	..	..	..	..	3	276	3	276	..	..	..	..
Mutupet	..	..	..	..	1	368	1	368	..	..	..	..	3	237	3	240	1	180	1	180
Kuttanallur	..	..	..	..	1	368	1	438	..	..	..	..	3	204	3	219	..	..	..	..
Civil Dispensary.																				
Tirutturaippundi	..	..	..	..	1	1,504	1	1,575	..	..	..	..	4	360	4	360	1	180	1	180
Total	..	..	..	..	4	2,573	4	2,749	..	..	..	..	13	1,077	13	1,095	2	360	2	360

V.—Detail of Charges in Local Fund Hospitals, Dispensaries and Public and Charitable Institutions in the Tanjore District, &c.—*cont.*

Institutions.	Fixed charges—*cont.*				Contingent charges.													
	Medical pupils.				Medicines and surgical instruments.		Supplies.		Diet of patients and feeding charges of travellers.		Rents.		Furniture.		Sundries.		Total.	
	1894–95.		1895–96.															
	Number.	Amount.	Number.	Amount.	1894–95.	1895–96.	1894–95.	1895–96.	1894–95.	1895–96.	1894–95.	1895–96.	1894–95.	1895–96.	1894–95.	1895–96.	1894–95.	1895–96.
	22	23	24	25	26	27	28	29	30	31	32	33	34	35	36	37	38	39
NEGAPATAM TALUK BOARD.					Rs.	Rs.	Rs.	Rs.	Rs.	Rs.	Rs.	Rs.	Rs.	Rs.	Rs.	Rs.	Rs.	Rs.
(*a*) *Hospitals and Dispensaries.*																		
Branch dispensary at Tiruvalur	..	..	..	..	380	350	50	50	200	240	..	..	50	50	100	90	1,680	1,670
Do. at Nannilam	..	..	..	..	240	240	50	50	100	150	..	..	50	50	50	50	1,490	1,530
Do. at Kodavasal	..	..	..	..	190	190	50	50	100	150	..	..	50	50	50	50	1,390	1,460
Civil Dispensaries—*Nil.*																		
Chattram Dispensaries—*Nil.*																		
Dispensaries supported from Chattram Funds—*Nil,*																		
(*b*) *Itinerating Medical Establishment*—Nil.																		
Public Bungalows.																		
Nannilam Travellers' Bungalow	..	..	..	..	..	..	..	..	..	..	..	..	..	40	..	..	..	94
Choultries.																		
Peralam	..	..	..	..	..	..	..	..	..	..	..	..	..	..	58	36	82	60
Thathanchavadi	..	..	..	..	..	..	..	..	..	..	..	..	..	..	12	12	39	39
Tiruvalur Hanumar	..	..	..	..	..	..	..	..	198	198	..	..	..	..	..	..	336	336
Annathana Kittalai	..	..	..	..	..	..	..	..	743	743	..	..	..	..	..	..	743	743
Srivanjeammutt	..	..	..	..	..	..	..	..	..	..	..	..	..	..	..	16	..	28
Total, Negapatam Board	..	..	..	..	810	780	150	150	1,341	1,481	..	..	150	190	270	254	5,760	5,960
MANNARGUDI TALUK BOARD.																		
(*a*) *Hospitals and Dispensaries.*																		
Vedaraniem	..	..	..	..	120	150	40	40	..	..	60	30	10	15	25	35	834	914
Mutupet	..	..	..	..	120	150	60	48	..	..	..	..	20	20	25	37	1,010	1,043
Kuttanallur	..	..	..	..	110	150	40	36	..	..	48	48	10	15	30	30	810	936
Civil Dispensary.																		
Tirutturaippundi	..	..	..	..	200	220	80	60	200	200	..	..	60	60	50	50	2,634	2,705
Total	..	..	..	..	550	670	220	184	200	200	78	78	100	110	130	152	5,288	5,598

V.—Detail of Charges in Local Fund Hospitals, Dispensaries and Public and Charitable Institutions in the Tanjore District, &c.—*cont.*

Institutions.	Fixed charges.																			
	Superintendents.				Medical subordinates.				Clerks.				Servants.				Midwives and midwifery pupils.			
	1894–95.		1895–96.		1894–95.		1895–96.		1894–95.		1895–96.		1894–95.		1895–96.		1894–95.		1895–96.	
	Number.	Amount.	Number	Amount.	Number.	Amount.	Number.	Amount.	Number.	Amount.	Number.	Amount.	Number.	Amount.	Number.	Amount.	Number.	Amount.	Number.	Amount.
1	2	3	4	5	6	7	8	9	10	11	12	13	14	15	16	17	18	19	20	21
MANNARGUDI TALUK BOARD—*cont.*		RS.		RS.		RS.		RS.		RS.		RS.		RS.		RS.		RS.		RS.
(*b*) *Itinerating Medical Establishment*—Nil.																				
(*c*) *Choultries.*																				
Kallimodu	..	..	..	..	..	..	..	..	1	120	1	120	1	24	1	24	..	..	..	..
Krishnapuram	..	..	..	..	..	..	..	..	..	..	..	..	..	..	..	..	..	..	..	..
Total	..	..	..	..	..	..	..	..	..	..	..	..	..	..	..	..	..	..	..	..
Total, Mannargudi Taluk Board	..	..	..	..	4	2,573	4	2,749	1	120	1	120	14	1,101	14	1,119	2	360	2	360
PATTUKKOTTAI TALUK BOARD.																				
(*a*) *Hospitals and Dispensaries.*																				
Civil Dispensaries.																				
Avadayar kovil	..	..	..	..	1	333	1	368	..	..	..	..	3	204	3	204	..	..	..	..
Pattukkottai	..	..	..	..	1	788	1	1,139	..	..	..	..	4	348	4	348	1	96	1	180
Arantangi	..	..	..	..	1	368	1	368	..	..	..	..	3	312	3	240	1	180	..	..
Madukkur	..	..	..	..	1	333	1	368	..	..	..	..	3	276	3	276	..	..	..	..
Total	..	..	..	..	4	1,822	4	2,243	..	..	..	..	13	1,140	13	1,068	2	276	1	180
(*b*) *Itinerating Medical Establishment*—Nil.																				
(*c*) *Choultries.*																				
Kannugudi	..	..	..	..	..	..	..	..	..	..	..	..	2	48	2	48	..	..	..	..
Tiruvanam	..	..	..	..	..	..	..	..	..	..	..	..	1	6	1	6	..	..	..	..
Ottangadu	..	..	..	..	..	..	..	..	..	..	..	..	1	24	1	24	..	..	..	..
Total	..	..	..	..	..	..	..	..	..	..	..	..	4	78	4	78	..	..	..	..
Pattukkottai travellers' bungalow	..	..	..	..	..	..	..	..	..	..	..	..	1	..	1	..	..	..	..	..
Markets	..	..	..	..	..	..	..	..	..	..	..	..	..	48	..	48	..	..	..	..
Peraurni	..	..	..	..	..	..	..	..	..	..	..	..	..	..	..	..	..	..	..	..
Sillathur	..	..	..	..	..	..	..	..	..	..	..	..	..	..	..	..	..	..	..	..
Seruvaviduthi	..	..	..	..	..	..	..	..	..	..	..	..	..	..	..	..	..	..	..	..
Adirampatanam	..	..	..	..	..	..	..	..	..	..	..	..	..	..	..	..	..	..	..	..
Total for markets	..	..	..	..	..	..	..	..	..	..	..	..	18	..	..	..	..	..	..	..
Total, Pattukkottai Taluk Board	..	..	..	..	4	1,822	4	2,243	..	..	..	..	..	1,266	18	1,194	2	276	1	180
Grand Total	..	8,196	..	8,040	34	18,566	36	20,774	127	12,174	119	11,430	484	23,929	469	23,234	20	3,276	20	3,600

V.—Detail of Charges in Local Fund Hospitals, Dispensaries and Public and Charitable Institutions in the Tanjore District, &c.—*cont.*

Institutions.	Fixed charges—*cont.*				Contingent charges.													
	Medical pupils.				Medicines and surgical instruments.		Supplies.		Diet of patients and feeding charges of travellers.		Rents.		Furniture.		Sundries.		Total.	
	1894–95.		1895–96															
	Number.	Amount.	Number.	Amount.	1894–95.	1895–96.	1894–95.	1895–96.	1894–95.	1895–96.	1894–95.	1895–96.	1894–95.	1895–96.	1894–95.	1895–96.	1894–96.	1895–96.
	22	23	24	25	26	27	28	29	30	31	32	33	34	35	36	37	38	39
MANNARGUDI TALUK BOARD—*cont.*		RS.		RS.	RS.	RS.	RS.	RS.	RS.	RS.	RS.	RS.	RS.	RS.	RS.	RS.	RS.	RS.
(*b*) *Itinerating Medical Establishment*—Nil.																		
(*c*) *Choultries.*																		
Kallimodu	..	..	..	..	..	..	..	..	..	..	..	..	..	..	450	400	594	544
Krishnapuram	..	..	..	..	..	..	..	..	..	..	..	..	..	..	..	..	..	..
Total	..	..	..	..	..	..	..	..	..	..	..	..	..	..	..	..	..	..
Total, Mannargudi Taluk Board	..	..	..	..	550	670	220	184	200	200	78	78	100	110	580	552	5,882	6,142
PATTUKKOTTAI TALUK BOARD.																		
(*a*) *Hospitals and Dispensaries.*																		
Civil Dispensaries.																		
Avadayar kovil	..	..	..	..	80	100	80	40	..	..	18	18	30	30	80	80	825	840
Pattukkottai	..	..	..	..	220	230	100	60	250	200	..	..	80	80	130	130	2,012	2,367
Arantangi	..	..	..	..	180	190	80	50	..	..	42	42	..	..	50	50	1,212	940
Madukkur	..	..	..	..	120	130	80	50	..	..	60	60	28	28	80	80	977	992
Total	..	..	..	..	600	650	340	200	250	200	120	120	138	138	340	340	5,026	5,139
(*b*) *Itinerating Medical Establishment*—Nil.																		
(*c*) *Choultries.*																		
Kannugudi	..	..	..	..	..	..	..	..	..	..	..	..	..	..	9	9	57	57
Tiruvanam	..	..	..	..	..	..	..	..	..	..	..	..	..	..	6	6	12	12
Ottangadu	..	..	..	..	..	..	..	..	..	..	..	..	..	..	38	113	62	137
Total	..	..	..	..	..	..	..	..	..	..	..	..	..	..	53	128	131	206
Pattukkottai travellers' bungalow	..	..	..	..	..	..	..	..	..	..	..	..	..	47	12	5	60	100
Markets	..	..	..	..	..	..	..	..	..	..	..	..	..	..	..	..	..	..
Peraurni	..	..	..	..	..	..	..	..	..	..	..	..	..	..	..	25	..	25
Sillathur	..	..	..	..	..	..	..	..	..	..	..	..	..	..	10	25	10	25
Seruvaviduthi	..	..	..	..	..	..	..	..	..	..	..	..	..	..	..	50	..	50
Adirampatnam	..	..	..	..	..	..	..	..	..	..	..	..	..	..	..	46	..	46
Total for Markets	..	..	..	..	..	..	..	..	..	..	..	..	..	..	10	146	10	146
Total, Pattukkottai Taluk Board	..	..	..	..	600	650	340	200	250	200	120	120	138	185	415	619	5,227	5,591
Grand Total	27	1,404	21	1,374	6,210	6,850	2,760	2,564	89,378	85,618	498	498	1,893	1,715	44,516	41,092	2,12,800	2,06,784

VI.—Statement showing the details of Sanitary expenditure in the District of Tanjore for the official year 1895–96.

Taluk.	Area.	Population.	Village.	Population.	Water-supply.	Rs.	Village-site.	Scavengering establishment.	Rs.	Rs.	Fairs and festivals.	Other sanitary outlay.	Total.
1	2	3	4	5	6		7	8			9	10	11
Tanjore ..	682 square miles.	356,057	Vallam	8,097	One watchmen at Rs. 4	48	50	One maistry at Rs. 7	84				
					Constructing a flight of steps to Vellaikulam tank	50		Do. at ,, 6	72				
					Cleansing good water wells ..	22		Three carts at Rs. 10 each ..	360				
					Repair of a path to Vajrathirtam tank	15		Two carts for sewage at Rs. 12 each	288				
					Reparing the parapet walls to Odumanikolam ...	30	50	Eight toties at Rs. 4 each ..	384				
								Six toties at Rs. 3 each ..	216				
								One toty at Rs. 2	24				
								Contingencies	25				
						165				1,453	..	..	1,668
								One maistry at Rs. 6	72				
								Do. at ,, 5 ,, ...	60				
								One toty at Rs. 5 each ..	300				
								One cart at Rs. 12	144				
								Contingencies	6				
										582	..	..	680
			Melattur	6,804	One tank watch at Rs. 4	48							
			Tiruvadi	7,907	Repair of a well ..	30	150	One maistry at Rs. 8	96				
								Do. at ,, 7	84				
								Seventeen toties at Rs. 4 each ..	816				
								Four toties at Rs. 4 each ..	192				
								Seven carts at Rs. 13 each ..	1,092				
								Contingencies	10				
										2,290	100	..	2,570
			Ayyampettai	7,695	....		60	One maistry at Rs. 7	84				
								Do. at ,, 6	72				
								Twelve toties at Rs. 4 each ..	576				
								Three carts at Rs. 8 each ..	288				
								Two toties at ,, 5 ,, ..	120				
								Contingencies	8				
										1,148	..	72	1,280
			Orattanadu	3,445	.....		..	One maistry at Rs. 6	72				
								Three toties at ,, 4 each ..	144				
								One cart at Rs. 12	144				
								Contingencies	6				
										366	..	..	366
			Ammapettai	4,225	....		..	One maistry at Rs. 6	72				
								Two toties at Rs. 4 each ..	96				
								One cart at Rs. 12	144				
								Contingencies	6				
										318	..	..	318

VI.—Statement showing the details of Sanitary expenditure in the District of Tanjore for the official year 1895–96—*cont.*

Taluk.	Area.	Population.	Village.	Population.	Water-supply.	Rs.	Village-site.	Scavengering establishment.	Rs.	Rs.	Fairs and festivals.	Other sanitary outlay.	Total.
1	2	3	4	5	6		7	8			9	10	11
Tanjore—*cont.* ..	..	..	Tirukkattuppalli	2,382	Repair of a tank. ..	50	..	One maistry at Rs. 6	72				
								Two toties at Rs. 4 each ..	96				
								One cart at Rs. 12	144				
								Contingencies	8				
										320	..	..	370
		..	Gandarvakottai	2,232	....		..	Two toties at Rs. 4 each ..	96				
								Contingencies	4				
										100	..	..	100
			Lump provision for repair of tanks, removal of prickly-pears and other sanitary outlay	..		200	100	....			..	250	550
						493	410			6,577	100	322	7,902
Kumbakonam Revenue taluk.	338 square miles.	323,351	Valangiman	7,244	....		100	One maistry at Rs. 6	72				
								Six toties at Rs. 5 each ..	360				
								One toty at Rs. 5	60				
								Three carts at Rs. 10 each ..	360				
								One night-soil cart	86				
								One bullock for cart	90				
										1,028	..	..	1,128
			Swamimalai	9,160	Digging springs in Cauvery during summer	30	80	One maistry at Rs. 6	72				
								Four toties at Rs. 5 each ..	240				
								Two night-soil at toties Rs. 5 each	120				
								Two carts at Rs. 10 each ..	240				
								One bullock for night-soil cart at Rs. 7½	90				
										762	35	..	1,697
			Papanasam		....		50	Four sweepers at Rs. 5 each ..	240				
								Two carts at Rs. 10 each ..	240				
										480			
			Sundaraperumalkoyil		....		20	Two toties at Rs. 5 each ..	120				
								One cart at Rs. 10	120				
										240			
										1,482			
			Tiruvadamarudur	6,001	Digging springs ..	20	70	Six toties at Rs. 5 each ..	360				
					Tank watch ..	30		Three carts at Rs. 10 each ..	360				
					Do. ..	48		One maistry at Rs. 6	72				
								One bullock for night-soil cart at Rs. 7½	90				
								One toty at Rs. 5	60				
										942	40	..	1,420

VI.—Statement showing the details of Sanitary expenditure in the District of Tanjore for the official year 1895-96—*cont.*

Taluk.	Area.	Population.	Village.	Population.	Water-supply.	Village-site.	Scavengering establishment.	Fairs and festivals.	Other sanitary outlay.	Total.
1	2	3	4	5	6	7	8	9	10	11
					Rs.		Rs. Rs.	Rs.	Rs.	Rs.
Kumbakonam Revenue taluk—*cont.*	..	..	Tiruppuvanam	3,354	....	30	Two toties at Rs 5 each .. 120 One cart at Rs. 10 .. .. 120 240 — 1,182	..	..	60
			Alemgudi	530	One tank watch .. 60	..	....	..	..	
			Total, Kumbakonam Revenue Taluk ..	..	188	350	3,692	75	..	4,305
Mayavaram Revenue taluk.	281 square miles.	221,070	Porayar and Olugumangalam ..		One watchman at Rs. 4 48	50	One maistry at Rs. 6 .. .. 72 Six toties at Rs. 4 each .. .. 288 One toty at „ 4 „ .. 48 Three carts at Rs. 10 each .. 360 One night-soil cart .. .. 90 One bullock at Rs. 7 .. .. 84 942	..	..	..
			Sattangudi and Velipalliem	14,468	One watchman at Rs. 4 48	20	Two toties at Rs. 4 each .. 96 One cart at Rs. 10 .. .. 120 Cost of night-soil cart .. .. 90 One bullock night-soil for cart .. 84			
			Tranquebar Fort		Repairing the wells in the Union .. 150 246	50	Six toties at Rs. 4 each .. .. 288 One toty at Rs. 4 .. .. 48 Three carts at Rs. 10 each .. 360 1,086	..	..	..
			Erukattanjeri and Kottuppolliem ..		....	30	Two toties at Rs. 4 each .. 96 One cart at Rs. 10 .. .. 120 216			
						150	2,244	..	..	2,640
			Teralandur	1,804	....	..	Two toties at Rs. 4 each .. 96 One cart at Rs. 12 .. .. 144 240	..	..	240
			Kuttalam	3,783	....	..	Four toties at Rs. 4 each .. 192 Two carts at Rs. 12 each .. 288 480	..	..	480
			Tiruvalangadu and Tiruvaduthorai ..	4,360	....	..	Two toties at Rs. 4 each .. 96 One cart at Rs. 12 .. .. 144 240	..	..	240

VI.—Statement showing the details of Sanitary expenditure in the District of Tanjore for the official year 1895-96—*cont.*

Taluk.	Area.	Population.	Village.	Village-site.	Water-supply.	Village-site.	Scavengering establishment.	Fairs and festivals.	Other sanitary outlay.	Total.
1	2	3	4	5	6	7	8	9	10	11
					Rs.		Rs. Rs.	Rs.	Rs.	Rs.
Mayavaram Revenue taluk—*cont.*	..	..	Tirukkadayur	2,689	One watchman at Rs. 4 48	..	....	..	..	48
			Komal	4,036	Constructing a drainage sluice to the Komal tank 90	..	....	..	..	90
			Total, Mayavaram Revenue Taluk ..	..	384	150	3,204	..	..	3,738
Shiyali Revenue taluk.	171 square miles.	119,803	Shiyali	4,989	Two tank watchmen at Rs. 4 96	200	One maistry at Rs. 8 .. .. 96 One peon at Rs. 5 .. .. 60 Eight toties at Rs. 5 each .. 480 One toty at Rs. 5 .. .. 60 Four carts at Rs. 12 .. .. 576 One night-soil cart at Rs. 7 .. 84	60	..	..
			Velur	3,844	Fencing Kasikulam tank and baling the water of the wells in the union 24	...	Two toties at Rs. 5 each .. 120 One cart at Rs. 12 .. .. 144 1,620	40	..	2,040
			Kyvalanjeri	492	One watchman .. 48	..	....	..	..	48
			Tirumulavasal	3,643	....	..	Two toties at Rs. 4 each .. 96 One cart at Rs. 12 .. .. 144 240	..	..	240
			....	..	....	..	....	30	..	30
			Kaveripatnam	570	....	...	....	..	..	160
			Monigramam	1,412	Repairing tank .. 160	..	....	..	..	35
			Kilayur	1,357	Constructing well ... 35	..	....	..	..	
			Thirumailadi	..	Do. drainage sluice to the tank 285	..	....	..	..	285
			Thirukkolakal	..	Constructing supply sluice to the tank 98	..	....	..	..	98
			Total, Shiyali Revenue Taluk ..	..	746	200	1,860	130	..	2,936
			Total, Kumbakonam L. F. Taluk ..	..	1,318	700	8,756	205	..	10,979
Negapatam ..	233 square miles.	161,127	Tiruvalur	12,934	96	50	One maistry at Rs. 8 .. .. 96 Three peons at Rs. 5 each .. 180 Twenty toties at Rs. 4½ each .. 1,080 Two toties at Rs. 5 each .. 120 Nine carts at Rs. 12 each .. 1,296 2,772	150	..	3,068

* Figures not available.

VI.—Statement showing the details of Sanitary expenditure in the District of Tanjore for the official year 1895-96—*cont.*

Taluk.	Area.	Population.	Village.	Population.	Water-supply.		Village-site.	Scavengering establishment.			Fairs and festivals.	Other sanitary outlay.	Total.
1	2	3	4	5	6		7	8			9	10	11
						Rs.			Rs.	Rs.	Rs.	Rs.	Rs.
Negapatam Revenue Taluk—*cont.*	..	..	Kivalur	2,478	....		..	Three toties at Rs. 4 each ..	144				
								One cart at Rs. 12	144				
										288	..	..	288
			Sikkel and Poravacheri	2,688	....		..	Four toties at Rs. 4 each ..	192				
								Two carts at Rs. 12 ,, ..	288				
										480	..	..	480
			Puthur and Andanapettai	4,819	....		..	Four toties at Rs. 4 each ..	192				
								Two carts at Rs. 12 ,, ..	288				
										480	..	..	480
			Thevar	1,501	....		..	Two toties at Rs. 4 each ..	96				
								One cart at Rs. 12	144				
										240	..	..	240
			Adiakkamangalam	2,968	....		..	Two toties at Rs. 4 each ..	96				
								One cart at Rs. 12	144				
										240	..	..	240
			Veanganni	2,682	....		..	....			350	..	350
			Ettugudi	790	....		..	....			200	..	200
			Sannamangalam Vaiyur Koilpetta ..	260		48	..	....			..	..	48
			Total, Negapatam Revenue Taluk ..	..		144	50			4,500	700	..	5,394
Nannilam Revenue taluk.	293 square miles.	215,907	Nannilam	5,242	Tank watch ..	48	50	One maistry at Rs. 6	72				
					Do. ..	60	50	Seven toties at Rs. 4½ each ..	378				
								Three carts at Rs. 12 ,, ..	432				
										882	..	..	980
			Kodavasal	4,793	Clearing wells ..	10	..	One maistry at Rs. 6 ..	72				
								Seven toties at Rs. 4½ each ..	378				
								Three carts at Rs. 12 ,, ..	432				
										882	..	..	1,002
			Tittacheri	4,441	....		..	Two toties at Rs. 4 each ..	96				
								One cart at Rs. 12	144				
										240	..	..	240
			Ammayappen	2,779	....		..	Two toties at Rs. 4 each ..	96				
								One cart at Rs. 12	144				
										240	..	..	240
			Koradacheri	576	....		..	One watchman at Rs. 4½ ..	54				
								Miscellaneous	24				
										78	..	..	78
			Removing prickly-pear	..	....		50	....			..	..	50
			Thiruchenkattangudi	974	....		..	....			50	..	50
			Total, Nannilam Revenue Taluk ..	..		118	150			2,322	50	..	2,640
			Total, Negapatam L. F. Taluk ..	..		262	200			6,822	750	..	8,034

VI.—Statement showing the details of Sanitary expenditure in the District of Tanjore for the official year 1895-96—*cont.*

Taluk.	Area.	Population.	Village.	Population.	Water-supply.		Village-site.	Scavengering establishment.			Fairs and festivals.	Other sanitary outlay.	Total.
1	2	3	4	5	6		7	8			9	10	11
						Rs.			Rs.	Rs.	Rs.	Rs.	Rs.
Mannargudi Revenue taluk.	295 square miles.	167,039	Nidamangalam	3,652	Repairs to drinking water well ..	50	50	One maistry at Rs. 7	84				
								Two toties at ,, 4 each ..	96				
								One night-soil toty at Rs. 4 ..	48				
								One cart at Rs. 14	168				
								One night-soil cart at Rs. 14.	40				
								Contingencies	6				
										442	..	5	547
			Kuttanellur	4,618	Sinking two wells.	100	50	One maistry at Rs. 6 ..	72				
								Two toties at ,, 5 each ..	120				
								One toty at ,, 5 ..	60				
								Two carts at ,, 14 each ..	336				
								Contingencies	6				
										594	..	10	754
			Pothakudi	2,197	....		..	Two toties at Rs. 5 each ..	120				
								One cart at ,, 14	168				
								Contingencies	2				
										290	..	10	300
			Total, Mannargudi Revenue Taluk ..	..		150	100			1,326	..	25	1,601
Tirutturaippundi Revenue taluk.	485 square miles.	180,308	Tirutturaippundi	5,196	Three tank watchmen at Rs. 4 each	144	100	One maistry at Rs. 7 ..	84				
					Tank repairs ..	90		Four toties at ,, 4 each ..	192				
								One night-soil toty at Rs. 4 ..	48				
								Two carts at Rs. 14 each ..	336				
						234		Contingencies	18				
										678	..	20	1,032
			Muttupet	8,449	Two tank watchmen at Rs. 4 each.	96	150	One maistry at Rs. 7 ..	84				
					Channel repairs ..	50		Six dust-bins	48				
					Tank repairs ..	54		Five toties at Rs. 4 each ..	240				
								Two night-soil toties at Rs. 4 each	96				
						200		Two carts at Rs. 14 each ..	336				
								Contingencies	6				
										810	..	20	1,180
					Repairing five tanks of the Union at Rs. 200 each ..	1,000	500	One maistry at Rs. 7 ..	84				
								One do. at ,, 5 ..	60				
								Four toties at ,, 5 each ..	240				
								One night-soil toty at Rs. 5 ..	60				
			Vedaranniyam	12,808				Two carts at Rs. 14 each ..	336				
			Topputturai					Contingencies	4				
										784	15	25	2,324
											30	..	30
			Jambuvanodai	2,366	....		..	....					
										2,272	45	65	4,566
			Total, Tirutturaippundi Revenue Taluk ..			1,434	750						
										3,598	45	90	6,167
			Total, Mannargudi Local Fund Taluk ..			1,584	850						

VI.—Statement showing the details of Sanitary expenditure in the District of Tanjore for the official year 1895-96—*cont.*

Taluk.	Area.	Population.	Village.	Population.	Water-supply.	Village-site.	Scavengering establishment.		Fairs and festivals.	Other sanitary outlay.	Total.
1	2	3	4	5	6	7	8		9	10	11
					Rs.			Rs.	Rs.	Rs.	Rs.
Pattukkottai Taluk Board.	905 square miles.	271,374	Pattukkottai	7,715	One watchman at Rs. 5 .. 60 One watchman at Rs. 3 .. 36 One watchman at Rs. 3 .. 36 Contingencies .. 3 135	..	Four toties at Rs. 4 each .. 192 Two carts at „ 7 „ .. 168 One maistry at Rs. 5 .. 60 Contingencies 4	424	20	15	594
			Adirampatnam	10,748	One watchman at Rs. 5 .. .. 60 Miscellaneous repairs .. .. 25 Constructing a sluice to the Mannappan tank .. 150 235	..	One maistry at Rs. 5 .. 60 Four toties at „ 4 each .. 192 Two carts at „ 12 „ .. 288	540	..	10	785
			Arantangi	2,698	Two watchmen at Rs. 3 each .. 72	..	Two toties at Rs. 4 each .. 96 One cart at „ 7½ .. .. 90 Contingencies 4	190	..	..	262
							Two toties at Rs. 4 each .. 96		60	..	192
			Avadiarkoil	2,063	One watchman at Rs. 3 36	..	Three toties at Rs. 4 each .. 144 For purchasing hand-cart .. 25 Contingencies 6	175	..	..	175
			Madukkur	4,093	....	..					
			Total, Pattukkottai Taluk Board ..	..	478	..		1,425	80	25	2,008
			Grand Total ..	..	4,135	2,160		27,178	1,180	437	35,090

Details of Lighting Charges.

Tanjore Taluk Board.	Rs.	*Kumbakonam Taluk Board.*	Rs.	*Negapatam Taluk Board.*	Rs.	*Mannargudi Taluk Board.*	Rs.	*Pattukkottai Taluk Board.*	Rs.	Rs.
1. Vallam	230	1. Swamimalai	280	1. Tiruvalur	1,030	1. Nidamangalam	150	1. Pattukkottai	200	
2. Tiruvadi	270	2. Tiruvadamarudur ..	350	2. Nannilam	367	2. Tirutturaippundi ..	270	2. Adirampatnam	130	
3. Ayyampettai	97	3. Valangiman	200	3. Kodavasal	534	3. Vedaranniyam	300			
4. Melattur	80	4 Shiyali	320	4. Sannamangalam ..	144	4. Muttupet	252		330	
	677	5. Tranquebar	500		2,075		972	Total, Lighting Charges ..	..	5,704
			1,650					Total ..	..	40,794

VII.—Statement of Receipts and Expenditure on account of Endowments in the Tanjore District for the official year 1895-96.

Designation of endowment.	Receipts.									Expenditure.									
	Balance.	Government contributions.	Other contributions.	Interest.	Rents and produce of land and market fees.	Miscellaneous.	Contribution from General Local Revenue. As loan.	Contribution from General Local Revenue. As contribution.	Total.	Allotment for public works.	Cost of supervision, tools and plant.	Fixed charges.	Contingent charges.	Allotment for education.	Allotment for dispensaries.	Allotment for other purposes.	Repayment of loan.	Total.	Balance.
1	2	3	4	5	6	7	8	9	10	11	12	13	14	15	16	17	18	19	20
	Rs.	Rs.	Rs.	Rs.	Rs.	Rs.		Rs.	Rs.	Rs.	Rs.	Rs.	Rs.	Rs.	Rs.	Rs.		Rs.	Rs.
District Board.																			
Schools—Nil.																			
Hospitals and Dispensaries.																			
1. Rajah Mirasidar Hospital, Tanjore.	..	2,640	4,500	..	..	200	..	4,370	11,710	730	..	4,680	6,300	..	..	..	..	11,710	..
2. His Royal Highness the Prince of Wales' Medical School, Tanjore.	620	..	1,020	3,670	..	400	..	..	5,710	..	..	(a)5,190	500	..	..	..	..	5,690	20
Total ..	620	2,640	5,520	3,670	..	600	..	4,370	17,420	730	..	9,570	6,800	..	..	..	..	17,400	20
Choultries.																			
1. Muktambalpuram or Orutanad ..	13,955	..	..	733	36,068	1,957	..	..	52,713	2,433	360	4,446	22,428	1,619	1,684	10,000	..	42,970	9,743
2. Vennar chattram	725	4,200	..	..	210	5	..	..	5,140	220	..	580	2,814	..	..	..	..	3,614	1,526
3. Sirayasi do.	— 3,257	3,500	4,001	..	1,100	10	..	..	5,354	1,130	165	856	3,203	..	..	..	..	5,554	..
4. Rajacumaraboyi	875	1,650	..	..	260	10	..	..	2,795	130	..	368	1,679	..	..	..	..	2,177	618
5. Saidambalpuram	1,075	..	..	..	1,000	10	..	..	2,085	20	..	330	456	..	..	..	..	806	1,279
6. Nadar	330	..	..	..	300	..	..	..	630	130	..	72	268	..	..	..	..	470	160
7. Panchanada Mohanambalpuram ..	370	..	..	..	200	..	..	..	570	40	..	11	68	..	..	..	..	119	451
8. Sakhvarambalpuram	11,980	..	..	367	13,075	50	..	..	25,472	354	35	1,640	9,980	..	..	..	..	12,009	13,463
9. Rajasambalpuram	— 6,100	..	7,766	..	3,900	..	..	..	5,566	515	64	946	4,041	..	..	..	..	5,566	..
10. Yemunambalpuram	11,711	..	..	711	15,500	150	..	..	28,072	837	120	2,452	8,248	870	1,720	10,000	..	24,247	3,825
11. Mahadevapatnam	1,677	..	..	..	900	..	..	..	2,577	170	..	292	660	..	..	..	..	1,122	1,455
12. Mohanambalpuram	— 8,530	..	1,432	1,723	40,000	2,723	..	..	37,348	4,970	747	5,234	18,697	1,480	..	6,220	..	37,348	..
13. Sulakshanambalpuram	5,810	..	..	..	16,700	590	..	..	23,100	6,295	915	2,981	8,418	..	1,264	3,233	..	23,106	— 6
14. Dropadambalpuram	— 8,500	..	6,901	..	14,827	200	..	..	13,428	3,890	585	1,929	5,820	..	1,264	..	..	13,488	— 60
15. Rajakumarambalpuram	8,100	..	1,178	..	13,010	260	..	..	22,548	9,890	1,479	2,570	7,155	..	1,514	..	..	22,608	— 60
16. Ramasvaram	1,580	1,500	..	..	2,000	20	..	..	5,100	50	..	1,098	2,145	..	..	..	..	3,293	1,807
17. Kanjee-house, Tanjore	— 3,270	..	3,341	946	20	..	..	..	1,037	..	..	90	947	..	..	..	..	1,037	..
18. Malliam	1,223	..	..	..	1,378	21	..	..	2,622	183	..	186	767	..	..	1,486	..	2,622	..

(a) Includes Rs. 240 provided for the training of a female Medical Apothecary.

VII.—Statement of Receipts and Expenditure on account of Endowments in the Tanjore District for the official year 1895–96—*cont.*

Designation of endowment.	Receipts.									Expenditure.									
	Balance.	Government contributions.	Other contributions.	Interest.	Rents and produce of land and market fees.	Miscellaneous.	Contribution from General Local Revenue.		Total.	Allotment for public works.	Cost of supervision, tools and plant.	Fixed charges.	Contingent charges.	Allotment for education.	Allotment for dispensaries.	Allotment for other purposes.	Repayment of loan.	Total.	Balance.
							As loan.	As contribution.											
1	2	3	4	5	6	7	8	9	10	11	12	13	14	15	16	17	18	19	20
DISTRICT BOARD—*cont.*	RS.	RS.	RS.	RS.	RS.	RS.		RS.	RS.	RS.	RS.	RS.	RS.	RS.	RS.	RS.		RS.	RS.
Choultries—cont.																			
19. Kasangulum	..	..	3,320	..	..	10	..	..	3,330	300	30	360	2,640	..	..	..	..	3,330	..
20. Nachiarkoil	136	..	..	..	60	..	..	..	196	25	..	..	100	..	..	..	..	125	71
Provident fund for Chatram servants	..	..	..	..	..	710	..	..	710	..	..	..	..	..	..	..	..	..	710
Survey of Chatram villages ..	..	..	..	..	..	..	..	..	..	17,200	..	..	..	..	..	..	..	17,200	— 17,200
Total, Choultries ..	29,890	10,850	27,939	4,480	1,60,508	6,726	..	..	2,40,393	48,782	4,500	26,441	1,00,534	3,969	7,446	30,939	..	2,22,611	17,782
Total, District Board ..	30,510	13,490	33,459	8,150	1,60,508	7,326	..	4,370	2,57,813	49,512	4,500	36,311	1,07,334	3,969	7,446	30,939	..	2,40,011	17,802
TANJORE TALUK BOARD.																			
21. Grand anicut	85	306	..	..	50	..	..	..	441	120	20	120	70	..	..	..	..	330	111
22. Vallam	— 35	..	30	20	..	..	..	..	15	..	..	..	15	..	..	..	..	15	..
23. Sendalai	24	44	..	..	..	..	..	..	68	..	..	36	8	..	..	..	..	44	24
24. Kindersleyrajapuram	14	63	..	..	..	..	..	..	77	..	..	33	30	..	..	..	..	63	14
25. Venkatasamudram	3	44	..	..	..	..	..	..	47	..	..	17	27	..	..	..	..	44	3
26. Perambur	42	68	..	..	..	..	..	..	110	..	..	27	41	..	..	..	..	68	42
27. Nemam	765	57	..	..	..	..	..	..	822	..	..	21	36	..	..	..	..	57	765
28. Ramachendrametha	3,576	..	..	..	1,500	5	..	..	5,081	210	35	314	1,281	..	..	30	..	1,870	3,211
29. Kaliyanamahal	13,419	..	..	8,010	12,000	107	..	..	33,536	2,440	404	1,871	12,093	2,280	5,218	..	..	24,306	9,230
Total, Tanjore Taluk Board ..	17,893	582	30	8,030	13,550	112	..	..	40,197	2,770	459	2,439	13,601	2,280	5,218	30	..	26,797	13,400
KUMBAKONAM TALUK BOARD.																			
Hospitals and Dispensaries.																			
30. Tranquebar	..	..	80	840	..	..	..	2,859	3,779	..	..	2,139	1,640	..	..	..	..	3,779	..
31. Shiyali	..	..	..	20	..	..	..	2,995	3,015	..	..	2,115	900	..	..	..	..	3,015	..
Total ..	..	..	80	860	..	..	..	5,854	6,794	..	..	4,254	2,540	..	..	..	..	6,794	..

VII.—Statement of Receipts and Expenditure on account of Endowments in the Tanjore District for the official year 1895–96—*cont.*

Designation of endowment.	Receipts.									Expenditure.									
	Balance.	Government contributions	Other contributions.	Interest.	Rents and produce of land and market fees.	Miscellaneous.	Contribution from General Local Revenue.		Total.	Allotment for public works.	Cost of supervision and tools and plant.	Fixed charges.	Contingent charges.	Allotment for education.	Allotment for dispensaries.	Allotment for other purposes.	Repayment of loan.	Total.	Balance.
							As loan.	As contributions.											
1	2	3	4	5	6	7	8	9	10	11	12	13	14	15	16	17	18	19	20
KUMBAKONAM TALUK BOARD—*cont.*	RS.	RS.	RS.	RS.	RS.	RS.	RS.	RS.	RS.	RS.	RS.	RS.	RS.	RS.	RS.	RS.		RS.	RS.
Choultries.																			
32. Alangudi	434	143	..	..	..	..	..	..	577	50	9	24	62	..	..	..	..	145	432
33. Papanasam	201	30	..	..	56	..	..	..	287	50	9	30	20	..	..	..	..	109	178
34. Sholapuram	1,218	80	..	..	..	..	..	..	1,298	50	9	39	41	..	..	80	..	219	1,079
35. Kuttalam	3,014	183	..	..	40	..	..	..	3,237	100	14	24	18	..	..	286	..	442	2,795
36. Anaikaran chattram	— 207	..	286	..	455	24	..	..	558	50	9	141	358	..	..	..	..	558	..
Total ..	4,660	436	286	..	551	24	..	..	5,957	300	50	258	499	..	..	366	..	1,473	4,484
Total, Kumbakonam Taluk Board ..	4,660	436	366	860	551	24	..	5,854	12,751	300	50	4, 512	3,039	..	..	366	..	8,267	4,484
NEGAPATAM TALUK BOARD.																			
Choultries.																			
37. Peralam	20	131	..	..	..	..	..	..	151	..	..	24	36	..	..	..	..	60	91
38. Thathanchavadi	— 88	20	..	20	..	..	..	87	39	..	..	27	12	..	..	..	..	39	..
39. Tiruvallur Hanumar	—146	336	..	..	..	..	..	146	336	..	..	138	198	..	..	..	..	336	..
40. Annathanakattalai	4	743	..	..	..	..	..	..	747	..	..	..	743	..	..	..	..	743	4
40. (*a*) Ethiswarammutt at Srivanjiam .	40	..	..	..	40	..	..	..	80	12	..	12	16	..	..	..	..	40	40
Total ..	—170	1,230	..	20	40	..	..	233	1,353	12	..	201	1,005	..	..	..	..	1,218	135
MANNARGUDI TALUK BOARD.																			
Hospitals and Dispensaries.																			
41. Tirutturaippundi	..	..	20	200	..	..	..	2,485	2,705	..	..	2,115	590	..	..	..	..	2,705	..
Choultries.																			
42. Kallimodu	5,361	..	..	..	1,000	..	..	..	6,361	100	17	144	400	..	..	..	..	661	5,700

VII.—Statement of Receipts and Expenditure on account of Endowments in the Tanjore District for the official year 1895-96—*cont.*

Designation of endowment.	Receipts.									Expenditure.									
	Balance.	Government contributions.	Other contributions.	Interest.	Rents and produce of land and market fees.	Miscellaneous.	Contribution from General Local Revenue. As loan.	Contribution from General Local Revenue. As contribution.	Total.	Allotment for public works.	Cost of supervision, tools and plant.	Fixed charges.	Contingent charges.	Allotment for education.	Allotment for dispensaries.	Allotment for other purposes.	Repayment of loan.	Total.	Balance.
1	2	3	4	5	6	7	8	9	10	11	12	13	14	15	16	17	18	19	20
MANNARGUDI TALUK BOARD—*cont.*	RS.		RS.	RS.	RS.				RS.	RS.	RS.	RS.	RS.		RS.	RS.		RS.	RS.
Choultries—cont.																			
43. Krishnapuram	69	..	..	..	..	..	..	..	69	..	..	..	..	..	..	20	..	20	49
Total ..	5,430	..	..	..	1,000	..	..	..	6,430	100	17	144	400	..	..	20	..	681	5,749
Market.																			63
Peruvalandan	30	..	..	..	33	..	..	..	63	..	..	..	..	..	..	..	..	..	
Total, Mannargudi Taluk Board ..	5,460	..	20	200	1,033	..	..	2,485	9,198	100	17	2,259	990	..	..	20	..	3,386	5,812
PATTUKKOTTAI TALUK BOARD.																			
Schools—Nil.																		57	..
Choultries.												48	9	..	..	..	..	12	71
1. Kannugudi	..	..	23	20	14	..	..	..	57	..	..	6	6	..	..	..	..	75	356
2. Tiruvonam	50	..	..	20	13	..	..	..	83	..	..	..	..	..	..	75	..	62	1
3. Kuppathevan	431	..	..	..	..	..	..	..	431	..	..	24	38	..	..	..	..	..	
4. Ottungadu	..	..	52	..	11	..	..	..	63	..	..	..	..	..	..	..	..	..	
Total ..	481	..	75	40	38	..	..	..	634	..	..	78	53	..	..	75	..	206	428
Markets.																		225	255
1. Peraurani	180	..	..	..	300	..	..	..	480	200	..	..	25	..	..	..	..	225	479
2. Sillattur	464	..	..	..	240	..	..	..	704	200	..	..	25	..	..	..	..		

VII.—Statement of Receipts and Expenditure on account of Endowments in the Tanjore District for the official year 1895-96.—*cont.*

Designation of endowment.	Receipts.									Expenditure.									
	Balance.	Government contributions.	Other contributions.	Interest.	Rents and produce of land and market fees.	Miscellaneous.	Contribution from General Local Revenue. As loan.	Contribution from General Local Revenue. As contribution.	Total.	Allotment for public works.	Cost of supervision, tools and plant.	Fixed charges.	Contingent charges.	Allotment for education.	Allotment for dispensaries.	Allotment for other purposes.	Repayment of loan.	Total.	Balance.
1	2	3	4	5	6	7	8	9	10	11	12	13	14	15	16	17	18	19	20
PATTUKKOTTAI TALUK BOARD—*cont.*	RS.	RS.	RS.	RS.	RS.	RS.	RS.	RS.	RS.	RS.	RS.	RS.	RS.	RS.	RS.	RS.		RS.	RS.
Markets—cont.																			
3. Seruvaviduthi	..	..	..	..	100	..	..	..	100	..	..	..	50	..	..	..	..	50	50
4. Adirampatnam	..	..	..	..	50	..	..	..	50	..	..	..	46	..	..	..	..	46	4
5. Pattukkottai	— 63	..	..	..	..	..	..	..	— 63	..	..	..	..	..	..	..	..	..	— 63
Total ..	581	..	..	..	690	..	..	..	1,271	400	..	..	146	..	..	..	..	546	725
Total, Puttukkottai Taluk Board ..	1,062	..	75	40	728	..	..	..	1,905	400	..	78	199	..	..	75	..	752	1,153
Total, Taluk Boards ..	28,905	2,248	491	9,150	15,902	136	..	8,572	65,404	3,582	526	9,489	18,834	2,280	5,218	491	..	40,420	24,984
Grand Total ..	59,415	15,738	33,950	17,300	1,76,410	7,462	..	12,942	3,23,217	53,094	5,026	45,800	1,26,168	6,249	12,664	31,430	..	2,80,431	42,786

	RS.	
*7. Contribution from Provincial funds for choultries	13,100	As per I-A.
Do. do. for hospitals and dispensaries ..	2,640	
Government contribution, column 3 of Statement VII	15,740	
† Contribution from Mohanambalpuram chattram to Rajah Mirasidar hospital not included in the body of Statement I-A	3,000	
Contribution from richer endowments to poor ones not included in the body of Statement I-A.	28,430	
3. Medical contributions form Municipalities for—		
Rajah Mirasidar hospital	1,500	
Medical school	1,020	
Other contributions, column 4 of Statement VII	33,950	

	RS.	
2. Education—		
School-fees	180	As per I-A.
3. Medical—		
Miscellaneous	600	
5. Miscellaneous—		
Choultry rents	1,80,310	
Market rents	720	
7. Contribution from Provincial—		
For education	1,340	
Provident fund	710	
Miscellaneous—		
Contribution	10	
Total of Columns 6 and 7 (1,76,410+7,462) of Statement No. VII .	1,83,870	

From I-A it will be seen that there is an increase of Rs. 15,000 under choultry rents under the District Board which is due to the probable collection of arrears.

VIII.—Budget Estimate of the Unions in the Tanjore District for the official year 1895-96.

Name of Board.	Names of Unions.	Balance.	Receipts.					Total.	Expenditure.					Total.	Balance.
			From house-tax.	Fees.		Contributions from Taluk Funds.	Miscellaneous.		Sanitation.	Public works.	Schools.	Establishment.	Lighting charges.		
				Fees.	Fines.										
1	2	3	4	5	6	7	8	9	10	11	12	13	14	15	16
		Rs.	Rs.	Rs.	Rs.	Rs.	Rs.	Rs.	Rs.	Rs.	Rs.	Rs.	Rs.	Rs.	Rs.
Tanjore Taluk Board ..	1. Tiruvadi	100	1,130	80	80	2,360	120	3,870	2,570	750	..	280	270	3,870	..
	2. Vallam	35	890	20	30	1,804	165	2,944	1,668	300	478	260	230	2,936	8
	3. Ayyampettai	107	835	..	..	893	165	2,000	1,280	..	363	260	97	2,000	..
	4. Melatur	102	275	..	..	628	25	1,030	680	100	..	170	80	1,030	..
Kumbakonam Taluk Board.	5. Swamimalai	..	950	40	100	1,310	160	2,560	1,697	..	290	290	280	2,557	3
	6. Tranquebar	15	1,200	30	200	2,117	40	3,602	2,640	172	..	290	500	3,602	..
	7. Shiyali	..	1,250	40	150	1,270	190	2,900	2,040	..	250	290	320	2,900	..
	8. Valangiman	500	600	30	..	565	310	2,005	1,128	..	385	290	200	2,003	2
	9. Tiruvadamarudur	..	900	80	150	1,108	210	2,448	1,420	..	388	290	350	2,448	..
Mannargudi Taluk Board ..	10. Mutupet	..	800	..	30	1,370	170	2,370	1,180	..	768	170	252	2,370	..
	11. Tirutturaippundi	124	850	50	50	876	480	2,430	1,032	..	958	170	270	2,430	..
	12. Vedaranniyam	1,920	1,000	50	50	551	270	3,841	2,324	..	341	182	300	3,147	694
	13. Nidamangalam	734	450	10	80	150	15	1,439	547	200	..	153	150	1,050	389
Negapatam Taluk Board ..	14. Nannilam	..	650	30	70	837	10	1,597	980	..	..	250	367	1,597	..
	15. Tiruvalur	..	2,120	150	160	1,906	30	4,366	3,068	..	..	268	1,030	4,366	..
	16. Kodavasal	..	450	20	70	1,200	40	1,780	1,002	..	..	244	534	1,780	..
Pattukkottai Taluk Board ..	17. Pattukkottai	..	690	17	16	502	59	1,284	594	250	..	240	200	1,284	..
	18. Adirampatnam	353	800	15	18	378	58	1,622	785	198	248	230	130	1,591	31
	Total ..	3,990	15,840	662	1,254	19,825	2,517	44,088	26,635	1,970	4,469	4,327	5,560	42,961	1,127

90

Foot-note to Statement No. VIII.

No.	Name of Union.	Details of Miscellaneous Receipts.	Amount.	Total.	Details of Public Works.	Amount.
			Rs.	Rs.		Rs.
1	Tiruvadi	Sale of sweepings and decayed trees	102		Repair of Tiruvadi streets	750
		Amount of contribution for the sub-jail toty	18	120		
2	Vallam	School-fees	80		Repair of Tiruvadi vallam	300
		Provincial Grants	60			
		Sale of trees and old materials	25	165		
3	Ayyampettai	School-fees	60			
		Provincial Grants	60			
		Sale of trees and old materials	45	165		
4	Melattur	Sale of fish in the union tanks	25	25	Repair of Tiruvadi Melattur	100
5	Swamimalai	Sale-proceeds of rubbish	35			
		School-fees (*vide* entries against Papanasam in Statement IV-A) ..	75			
		Provincial Grant	50	160		
6	Shiyali	Sale of sweepings	40			
		School-fees (*vide* entries against Vythiswarankoil in Statement No. IV-A).	80			
		Provincial Grant	70	190		
7	Valangiman	Fees from bandy-stand	100			
		School-fees	100			
		Provincial Grant	90			
		Sale of sweepings	20	310	Repairing the streets of Tranquebar ..	150
8	Tranquebar	Sale of sweepings	40	40	Repairing the pathway leading to Veerachetti tank, Porayar.	22
						172
9	Tiruvadamarudur	Sale of sweepings	20			
		School-fees	100			
		Provincial Grant	90	210	....	
10	Muttupet	School-fees Rs. 90 *plus* Provincial Grant Rs. 70 (*vide* entries against Muttupet town and Muttupet West street in Statement No. IV-A).	160			
		Sale of sweepings	10	170	....	
11	Tirutturaippundi	School-fees Rs. 300 *plus* Provincial Grant Rs. 150	450			
		Sale of sweepings	30	480	....	

24

91.

FOOT-NOTE to Statement No. VIII—*cont.*

No.	Name of Union.	Details of Miscellaneous Receipts.	Amount.	Total.	Details of Public Works.	Amount.
			RS.	RS.		RS.
12	Vedaranniyam	School-fees Rs. 70 *plus* Provincial Grant Rs. 20 (*vide* entries against Thopputturai in Statement No. IV-A.)	90			
		Sale of dead trees	10			
		Tank fishery	150			
		Sale of sweepings	20			
				270		
13	Nidamangalam	Tax on trees	10		Constructing two pipe drains	200
		Sale of sweepings	5			
				15		
14	Tiruvalur	Sale of sweepings and sundry articles	30	30		
15	Nannilam	Do. do.	10	10		
16	Kodavasal	Sale of sweepings and grass on banks of the Kodavasal Agraharam tank.	40	40		
17	Pattukkottai	Rent on tree produce	34		Repairs of streets	100
		Sweepings	20		Maintenance of avenues in the unions	150
		Sale of old materials	5			
				59		250
18	Adirampatnam	School-fees	32		Repairs to Sea Customs road, Adirampatnam.	198
		Provincial Grant	20			
		Rent on tree produce	6			
				58		

Govt. of {1895} Madras.

LOCAL AND MUNICIPAL.

Issued

Recd. *Encl.*

G.O., 15th March 1895, No. 496 L.

MARCH.

Budget.

Reviewing the Tanjore district board — for 1895–96.

First copy sent to Press.

Returned

Order complete.
Letter only.

BACK PAPER, No. OF 18

FURTHER PAPER, No. OF 18

12

READ AGAIN ORDER OF GOVERNMENT, DATED 18 , No.

ENCLOSURES.

CURRENT No. 3911 L of/94 — A
" 122, 244, 454 & 758 L/95 — A
× already in type.

105
8
10
7
6
6
10
6
9
31
6
204
8
50
262

STATEMENT WITH DITTO.

ORDER, &c., OF GOVERNMENT—A.

PAPERS KEPT OUT OF FILE FOR DESPATCH IN ORIGINAL (not paged).

NUMBER OF COPIES REQUIRED.
- Order complete. 260
- Letter only.
- Order complete with Letter.

Please show proof. J.S. 15/3

N.B.—
A = Print in full.
B = Not to be printed.
P = Print abstract only.
Q = Print heading only.
R = Print, but not for monthly volume.

[1]

26.9.04

PRESS.

LOCAL AND MUNICIPAL DEPARTMENT.

G.O., DATED 15-3-95

No. 496 L

First copy sent to Press. 15/3/95

Returned for signature. 1/6/95

Despatched in print. 6/6/95

INDEXED.

[Despatch Abstract.]

Budget

Recreating the Tanjore Dr. Bd — for 1895-96

Returned for signature.

Despatched in print.

NUMBER OF COPIES REQUIRED. Order complete. Letter only. Order complete with Letter.

...AD TRAIN G.O., No. 189 DATED

...RRENT No.

...LOSURES TO C. No.

...OF GOVERNMENT

...OF GOVERNMENT

...WITH DITTO.

...FILED BY BEING MEANT FOR DESPATCH ...ORIGINAL.

A = Print in full
B = Not to be printed.
P = Print abstract only.
C = Print heading only.