—7—10,203—17-1-18.

Home (Edn) Department.

MIS.
~~ROUTINE.~~

G.O. No. 298

DATED 10-3-19.

170 + blue prints

[Despatch Abstract.]

School of Engineering, Vizagapatam
Sanctioning the increase of the pay of the
Supdt — to Rs 550 p.m. with effect
from the 1st July 1918.

Chief Engineer's calculations

TECHNICAL NOTES.

Chief Engineer's Calculations

Drawings CA 114/19, 115/19 & 116/19

Estimate & details of drawings not yet prepared

Pressure on the masonry piers in front verandah

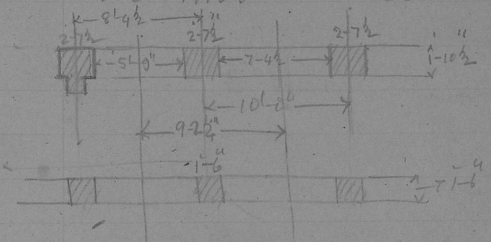

Columns are taken square 1'-6" as no the details are available at present

F.F floor.

Roof $1 \times 9'\text{-}2\tfrac{1}{4}" \times \frac{10'\text{-}8\tfrac{1}{4}"}{2} \times 173 = 8493$

Parapet $1 \times 9\text{-}2\tfrac{1}{4} \times 1\text{-}1\tfrac{1}{2} \times 3\text{-}3 \times 120 = 4031$ ✓

Coved Cornice etc Say 500 ✓

Entablature $1 \times 9\text{-}2\tfrac{1}{4} \times 1\text{-}6 \times 3\text{-}3 \times 120 = 5375$ ✓

Column $1 \times 1\text{-}6 \times 1\text{-}6 \times 10\text{-}6 \times 120 = 2835$ ✓

Total 21234 or 9.5 tons

Area of Column $\frac{3}{2} \times \frac{3}{2} = \frac{9}{4}$ 896 ½

Pressure per sq ft $\frac{9.5 \times 4}{9} = 4.2$ tons

Load as above → 21234 ✓

G.F

Floor $1 \times 9\text{-}2\tfrac{1}{4} \times \frac{10\text{-}3\tfrac{3}{4}}{2} \times 173 = 8195$

Porch roof $1 \times 9\text{-}2\tfrac{1}{4} \times \frac{12\text{-}4\tfrac{1}{2}}{2} \times 173 = 9834$ ✓

Walling $1 \times 9\text{-}2\tfrac{1}{4} \times 1\text{-}10\tfrac{1}{2} \times 13 \times 120 = 26873$ ✓

Total 44136

Deduct for

Opening rec'd $1 \times \frac{7\text{-}4\tfrac{1}{2}}{2} \times 1\text{-}10\tfrac{1}{2} \times 8 \times 120 = 6$[illegible]

[illegible]

$1 \times \frac{5-9}{2} \times 1-6 \times 1-10\frac{1}{2} \times 120 = 970$ 13057

14027

Total less deductions 52109 or 23.2 tons

Area of pier $2'-7\frac{1}{2}'' \times 1'-10\frac{1}{2}'' = \frac{315}{64}$

Pressure per sq ft $\frac{23.2 \times 64}{315} = 4.7$ tons

(2) Pressure on the piers in the main wall

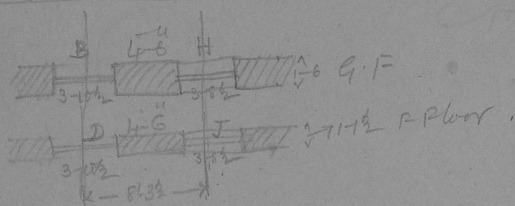

F Floor

Bedroom roof $1 \times 16 \times \frac{9}{2} \times 173 =$ 12456

Verandah roof $1 \times 8-3\frac{1}{2} \times \frac{10-8\frac{1}{4}}{2} \times 173 =$ 7665

Walling with binding wall up to sill of window $1 \times 8-3\frac{1}{2} \times 1-1\frac{1}{2} \times 10-9 \times 120 =$ 12033

32154 lbs

Total

Deduct for

door D $1 \times \frac{3-10\frac{1}{2}}{2} \times 1-1\frac{1}{2} \times 8 \times 120 =$ 2093

do J $1 \times \frac{3-8\frac{1}{2}}{2} \times 1-1\frac{1}{2} \times 4-6 \times 120 =$ 1127

3220

Total deductions

Total less deductions 28934 or 12 say 13 tons

Area of pier $4-6 \times 1-1\frac{1}{2} = \frac{81}{16}$

Pressure per sq ft $\frac{13 \times 16}{81} = 2.6$ tons

Load as above 2893

Masonry up to F Floor 4

$1 \times 8'-3\frac{1}{2} \times 1-1\frac{1}{2} \times 3-6 \times 120 = 3918$

G Floor

Floor above dining room

$1 \times \frac{17-9\frac{3}{4}}{2} \times \frac{15-7\frac{1}{2}}{2} \times 173 =$ 12037

Verandah $1 \times 8'-3\frac{1}{2} \times \frac{10-3\frac{3}{4}}{2} \times 173 =$ 7396

Walling up to sill of window $1 \times 8'-3\frac{1}{2} \times 1-6 \times 9-6 \times 120 =$ 14179

Total 6646

deduct for

door $1 \times \frac{3-10\frac{1}{2}}{2} \times 1-6 \times 8 \times 120 =$ 27

window $1 \times \frac{3-8\frac{1}{2}}{2} \times 1-6 \times 4-6 \times 120$ 150

Total deductions 429

Total less deductions 6217

Area of pier at window sill

$4-6 \times \frac{3}{2} = \frac{27}{4}$

Pressure per sq ft $\frac{27.8 \times 4}{27} = 4.1$

$\times$ 13-0
3-6
9-6

TBH
15/7/19

18/7/19

NOTES.

Subject:- Proposed Engineer School at Vizagapatam.

When I was at Waltair in July I looked at a large number of sites which I thought might be suitable for the school. On the accompanying print I have marked with blue lines what I consider are the four best sites.

Numbers (1) and (2) are on the road to Waltair Railway Station. (1) is all cultivated land and would probably be expensive to acquire.

(2) is by far the best of the four sites - marked. The area which I have marked is probably about 90 acres, which is far more than would be required for the school. Part of it belongs to the Railway, and I understand that the Military Department are considering acquiring some of it. If a sufficient area for the school can be acquired in block (2) I would not look further.

(3) is all good high ground, and there is nothing against it if it is not considered to be too much in the town.

(4) is also a good site, the area being roughly 12 acres. It is right on the sea front.

I would suggest that a site committee be formed to select a site, and also that the Principal of the Engineering College be asked to state approximately what area will be required and what accommodation will have to be provided.

S.B.M.
12-9-17.

D.P.I. U.O.

No.250 dated 23-11-17.

The site committee have selected the Eastern half of sites 1 and 2 hatched in blue pencil in plan and Mr. James will address me again when he hears from the Superintending Engineer as to its

Se[illegible] II- 8 (b) -29,00[illegible] -16-1[illegible]-17.

NOTES.

P

suitability from an engineering point of view.

J.H.S. 6
23-11-17.

...er No. 865, dated the 2nd July 1918, to ...
...cretary to the Govt. of India, Dept. of Educatio...

With reference to your letter No. 388, dated the ... May 1918, calling for suggestions for the utilization ... sum of Rs. 5 lakhs set apart by the Govt. of India in t... current year for non-recurring expenditure on industria... technical education, I am directed to state that a sum o... Rs. 1,05,000 can be usefully spent in this Presidency on... the provision of new buildings which are urgently require... for the undermentioned institutions:—

(i) The Madras Trades School	Rs. 75,000
(ii) Mechanical Engineering school for the Northern Circars	Rs. 30,000
Total.....	Rs.105,000

Should it not be found possible to provide for both of these I am to say that No. (i) should take precedence.

Proceedings of the Revenue(Special) Dept. No. 213, dated the 20th August 1918.

Letter from the Government of India, Department of Education, No.669, dated the 9th August 1918 to the Secretar... to the Government of Madras, Home (Education) Department.

With reference to the correspondence ending with your letter No.865, dated the 2nd July 1918, I am directed to convey the sanction of the Government of India to a non-recurring grant of Rs.75,000 during the current financial year towards the provision of new buildings for the Madras Trades School.

This

obtaining higher sanction than that of [illegible]
expenditure of the amount allotted, should such [illegible]
quired under the existing rules.

2. I am to add that, though it is unlikely that they will be able to do so, the Government of India will endeavour to make a further capital grant towards the cost of the buildings required for a mechanical engineering school for the Northern Circars. In order to enable them to consider this matter further, the Government of India will be glad if they could be informed, at as early a date as possible, whether this scheme will require any higher sanction than that of the local Government, what its recurring cost is likely to be and whether the local Govet. are prepared to meet the recurring cost from their own resources.

O R D E R.-

The letter from the Govt. of India read above is communicated to the Officer in charge of the Department of Industries and the Accountant General for information.

2. The Officer in charge of the Department of Industries is xx requested to expedite his proposals for the establishment of a mechanical engineering school for the Northern Circars and to furnish as far as possible the information asked for by the Government of India in paragraph 2 of their letter at a very early date.

V.M. No. 22
18-19.



SITE PLAN
OF
ENGINEERING SCHOOL
VIZAGPATAM.

0 50 100 150 200
SCALE 50 FT. 1 IN.

Levels recorded in pages 30 to 87 of field Book No. 71.

N. Purushottam
U.S. Student
13.7.18

H. Ramanja
16.7.18

M.R. Khanpat
30/7/18
S.E. ⊙

S. Ramanjacha
1928

M. O'Brien
24.7.18

REVISED SITE PLAN
FOR
VIZAGAPATAM ENGINEERING SCHOOL
SCALE 100'=1"
100 50 0 100 200 300 400 500
E
S
N
W
C.A. 200/1921
BASED ON C.A. 31/1921
Space for STAFF QUARTERS
WORK SHOP No. C.A. 77/1921
WORK SHOP FUTURE EXTENSION
WORK SHOP FUTURE EXTENSION
PLAY GROUND
SUPERINTENDENT'S Qs. No. C.A. 14 115 116/1918
LATRINE
FUTURE EXTENSION
SCHOOL BLOCK No. C.A. 122/1921
FUTURE EXTENSION
TO VIZAGAPATAM
ROAD TO RIFLE RANGE
HOSTEL BLOCK No. C.A. 142/1921
HOSTEL BLOCK No. C.A. 142/1921
WARDEN'S Qs. No. C.A. 33/1918
KITCHEN & DINING No. C.A. 20/1921
HOSTEL FUTURE EXTENSION
HOSTEL FUTURE EXTENSION
SERVANTS QUARTERS
M
A.C.A
F.R.I.B.A
CONSULTING ARCHITECT
TO THE GOVT OF MADRAS
1921
DRAWN & TRACED BY

VIZAG, ENGINEERING SCHOOL

SCALE $\frac{1}{8}$ INCH = 1 FOOT

Ft. 10 5 0 10 20 30 40 50 Ft.

A–DOOR–PANELLED & GLAZED	5'-2½" × 8'-11"	C.A. 214/1918
B–DOOR–PANELLED	4'-6" × 8'-11"	C.A 221/1918
C–DOOR–PANELLED WITH EXPANDED METAL HEAD	3'-0" × 8'-11"	
D–DOOR–BATTENED	2'-10" × 6'-6"	C.A 73/1918
E–WINDOW–GLAZED INSIDE AND VENETIANED OUTSIDE	5'-2½" × 5'-5"	SIMILAR TO C.A 81/1918
F–WINDOW–GLAZED	3'-8½" × 5'-5"	C.A 77/1918
G–WINDOW–GLAZED	7'-0" × 9'-0"	
H–WINDOW–GLAZED	3'-8½" × 4'-6"	C.A 83/1918
J–WINDOW–FIXED GLAZED	5'-2½" × 5'-5"	SIMILAR TO C.A. 231/1918

PLAN OF GROUND FLOOR

C.A. 125/1921

BASED ON C.A. 149/1919

READ WITH C.A. 126/1921 127/1921 & 128/1921

Drawn By. C.S.P
Traced By
Checked By.

M A.C.A.

W. H. Nicholls F.R.I.B.A
Consulting Architect
To The Government Of Madras.
Madras 1921

VIZAG, ENGINEERING SCHOOL

SCALE $\frac{1}{8}$ INCH = 1 FOOT

FT 10 5 0 10 20 30 40 50 FT.

C.A $\frac{126}{1921}$

READ WITH C.A $\frac{125}{1921}$, $\frac{127}{1921}$ & $\frac{128}{1921}$

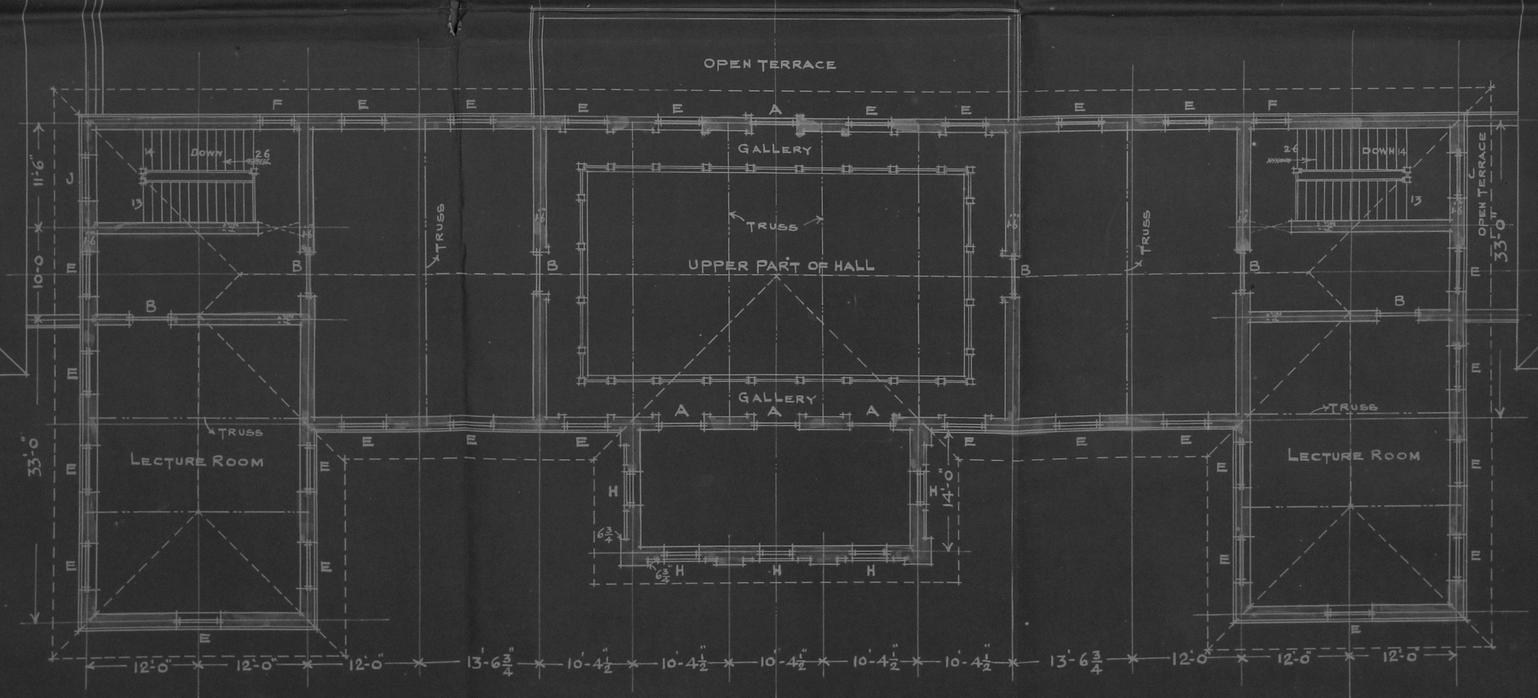

PLAN OF UPPER FLOOR

M.

A.C.A

F.R.I.B.A

CONSULTING ARCHITECT
TO THE GOVERNMENT OF MADRAS

1921

DRAWN BY
TRACED BY

C. A. 127/1921

READ WITH C.A. 125/1921. 126/1921. & 128/1921.

VIZAG, ENGINEERING SCHOOL.

SCALE 1/8 INCH = 1 FOOT.

FT. 10 5 0 10 20 30 40 50 FT.

FRONT ELEVATION

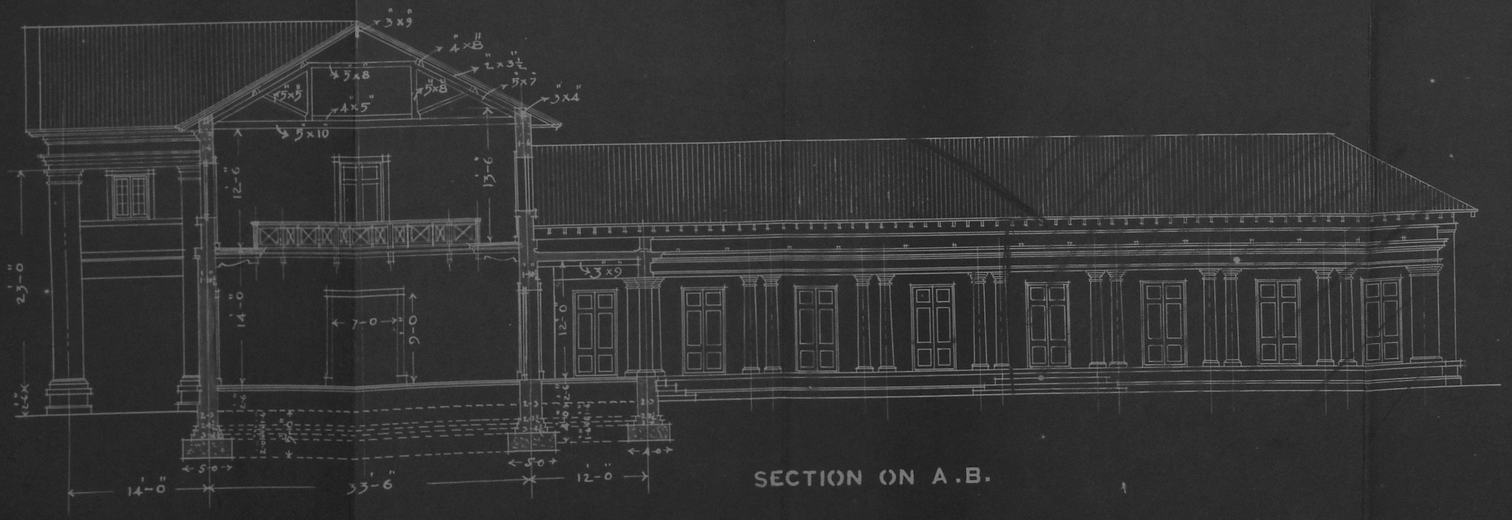

SECTION ON A.B.

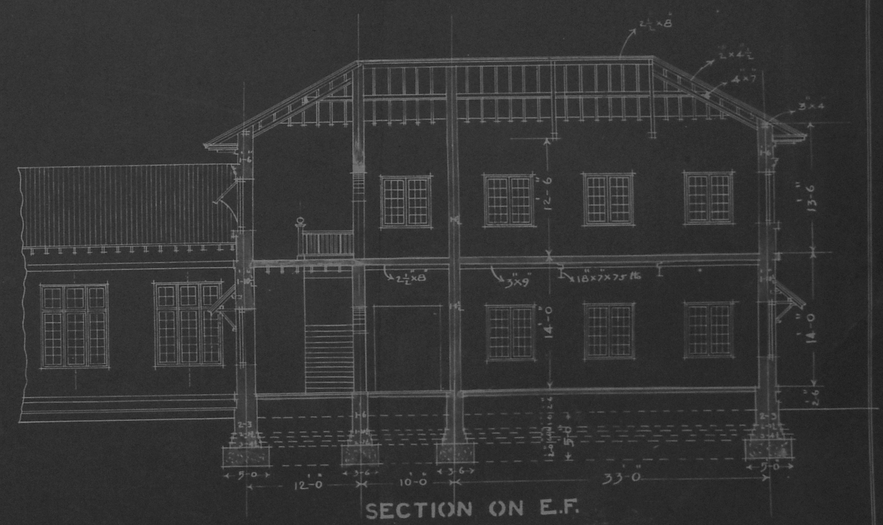

SECTION ON E.F.

DRAWN BY
TRACED BY K.K.N.
CHECKED BY

M. 4/8/21

A.C.A.

F.R.I.B.A.
CONSULTING ARCHITECT
TO THE GOVT. OF MADRAS.
MADRAS. 1921

VIZAG, ENGINEERING SCHOOL

SCALE $\frac{1}{8}$ INCH = 1 FOOT

FT 10 5 0 10 20 30 40 50 FT

C. A. $\frac{128}{1921}$

READ WITH C. A. $\frac{125}{1921}$, $\frac{126}{1921}$ & $\frac{127}{1921}$



REAR ELEVATION

SIDE ELEVATION

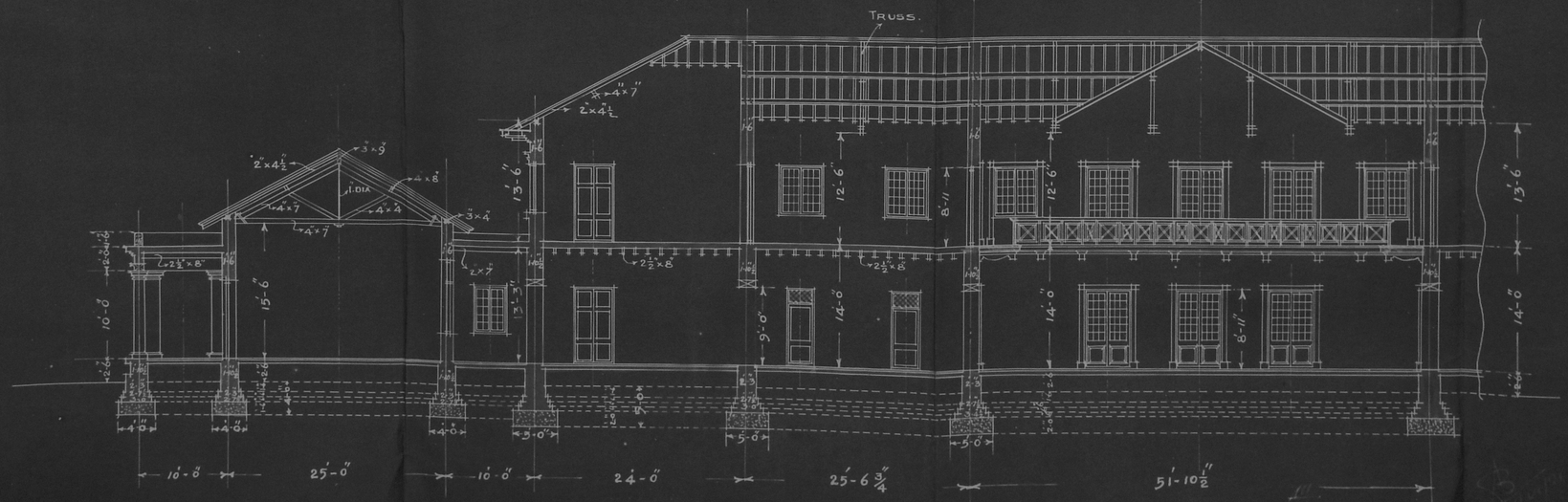

SECTION ON. C. D.

M A.C.A

Director of Public Instn.

W. H. Nicholls

F.R.I.B.A.
CONSULTING ARCHITECT
TO THE GOVERNMENT OF MADRAS
1921

DRAWN BY. C.S.P
TRACED BY. A.J.G

EERING SCHOOL

ART FRONT & SECTION

½ INCH = 1 FOOT.

C. A. 175/1921

3"x9" RIDGE PIECE

2"x3½" COMMON RAFTER

4"x8" PURLIN

5"x8" STRAINING BEAM

5"x5" STRUT

5"x8" QUEEN POST

5"x7" PRINCIPAL RAFTER

5"x4" STRAINING SILL

4"x3" WALL PLATE

5"x10" TIE BEAM

17-0¾

ROOFING REMOVED

COMMON RAFTER

BEARER

WALL PLATE

BEARER FIXED TO RAFTER

SECTION ON A.A.

PLANKS TO SOFFITE OF CORNICE FIXED TO 8"x4" BEARER

1'-9"

1'-6"

COMMON RAFTER

BEARER

PLAN OF EAVES, LOOKING UP

SPROCKET

FILLING BOARD

A

BEARER 2"x1"

STONE TEMPLATE

CEILING BOARD

A

1'-6"

¾" x 1¼"

FERRO CONCRETE LINTEL

FERRO CONCRETE LINTEL

1" = 1'-6"

H

E

B

BOARDING OR FLAT TILES

1'-8½"

9" x 1¼"

4'-0"

SUNK PANNEL

SECTION OF DOOR B.

EVATION OF WINDOW H.

1" = 1'-0"

2'-3"

C. L.

14'-0"

16'-6"

PLASTER

PLASTER

1" = 1'-0"

14'-0"

3'-0"

A

ON OF DOORS A.

1" = 1'-0"

2'-6"

1'-6"

1'-10½"

11¼" x 11½"

2'-3"

1" = 1'-0"

2'-0"

SECTION

M.

A.C.A.

F.R.I.B.A.

CONSULTING ARCHITECT

TO THE GOVT. OF MADRAS

MADRAS 1921

VIZAG ENGINEERING SCHOOL

DETAILS of PART FRONT & SECTION

SCALE $\frac{1}{2}$ INCH = 1 FOOT.

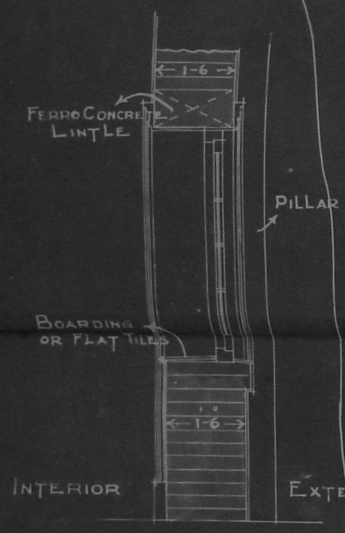

SECTION of WINDOW H.



SECTION of DOOR A

INTERNAL ELEVATION of WINDOW H.

INTERNAL ELEVATION of DOORS A.

DRAWN BY P.S
TRACED BY K.K.N.
CHECKED BY

PART FRONT ELEVATION

VIZAG ENGINEERING SCHOOL

WORKSHOP

SCALE - 1/8" = 1 FT.

FT. 10 5 0 10 20 30 40 FT.

C. A. 177/1921



ELEVATION

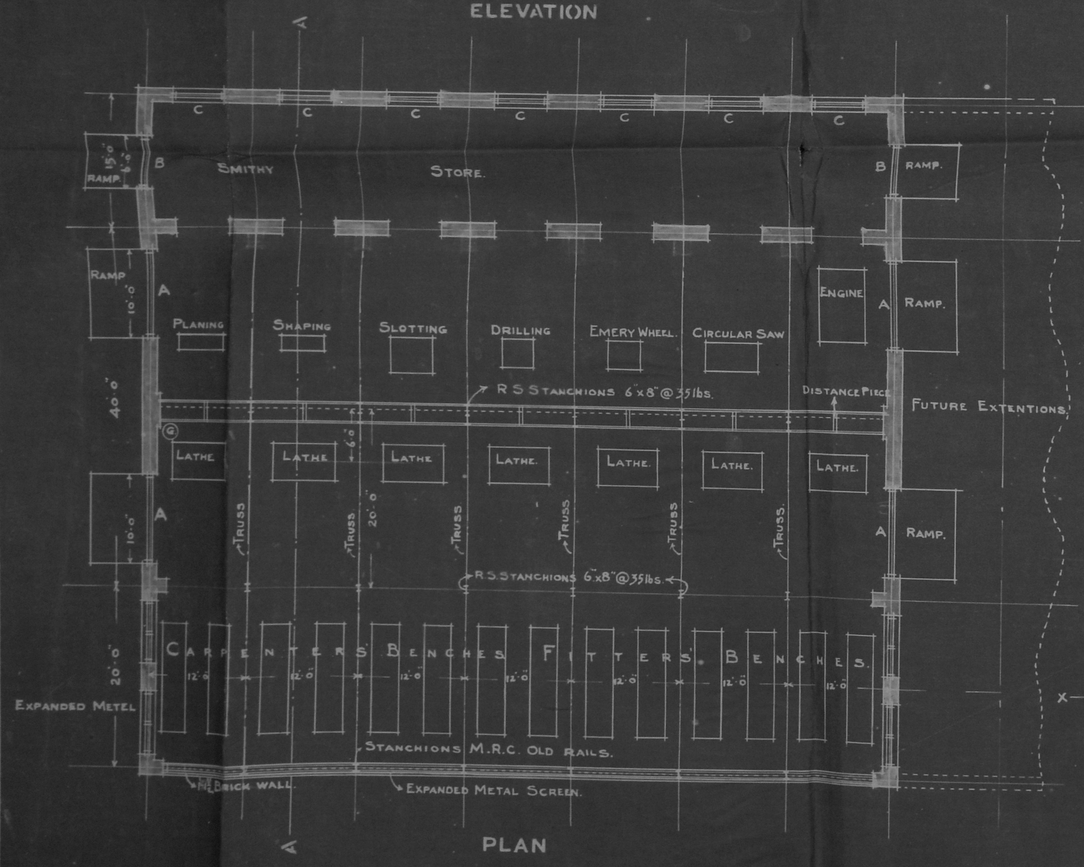

PLAN

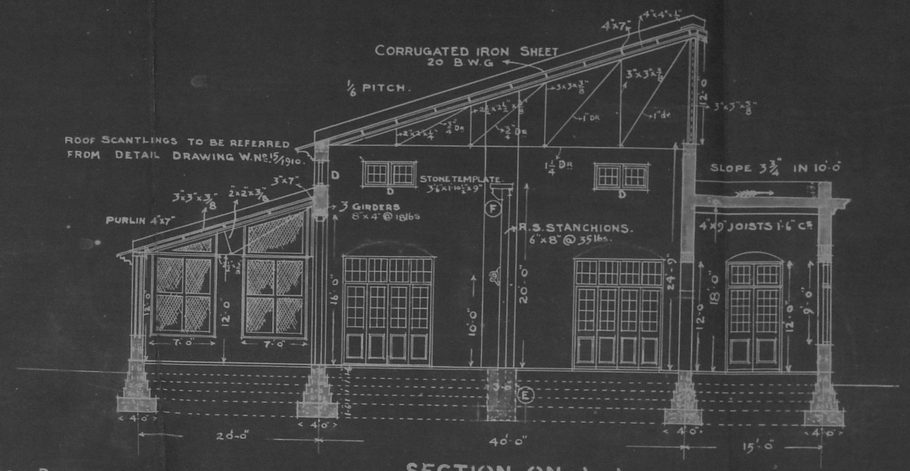

SECTION ON A.A.

A DOORS - PANELLED & GLAZED. (FOUR-FOLD) 10'-0"x12'-0"
B. DOORS - PANELLED & GLAZED ------ 6'-0"x12'-0"
C WINDOWS ------- GLAZED ------- 6'-0"x9'-0"
D VENTILATORS ----- GLAZED ------ 6'-0"x2'-6"

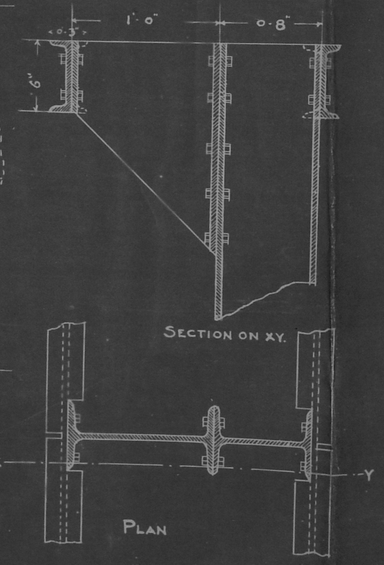

DETAIL AT (F)
SCALE - 2" = 1 FT.

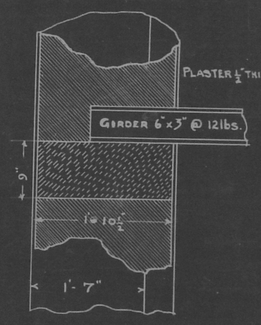

DETAIL AT (C)
SCALE 1" = 1 FT.

PLINTH AREA ..... 6541 SQ. FT.
CUBICAL CONTENTS 189446 CFT.



DETAIL AT (E)
SCALE 2" = 1 FT.

embodying details for shafting by Mr. Cartwright.

M.

A.C.A.

F.R.I.B.A.
CONSULTING ARCHITECT
TO THE GOVERNMENT OF MADRAS.
1921.

DRAWN & TRACED by:-

VIZAG, ENGINEERING SCHOOL

HOSTEL FOR 50 STUDENTS

C A. 142/1921

SCALE 1/8 INCH = 1 FT



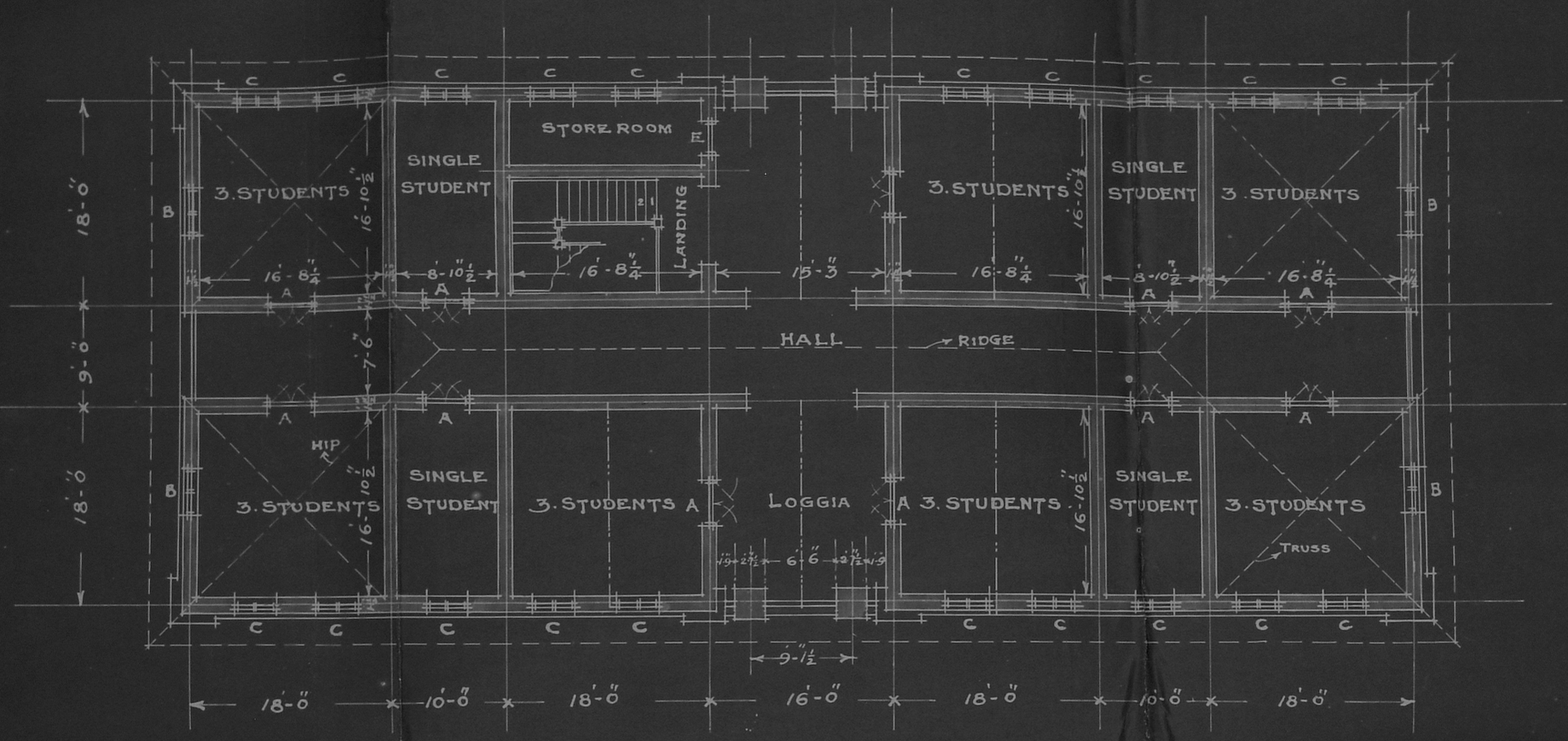

PLAN OF UPPER FLOOR

PLINTH AREA ---------- 4995 SQ.FT.
CUBICAL CONTENTS ---------- 1,71,450 C.FT.

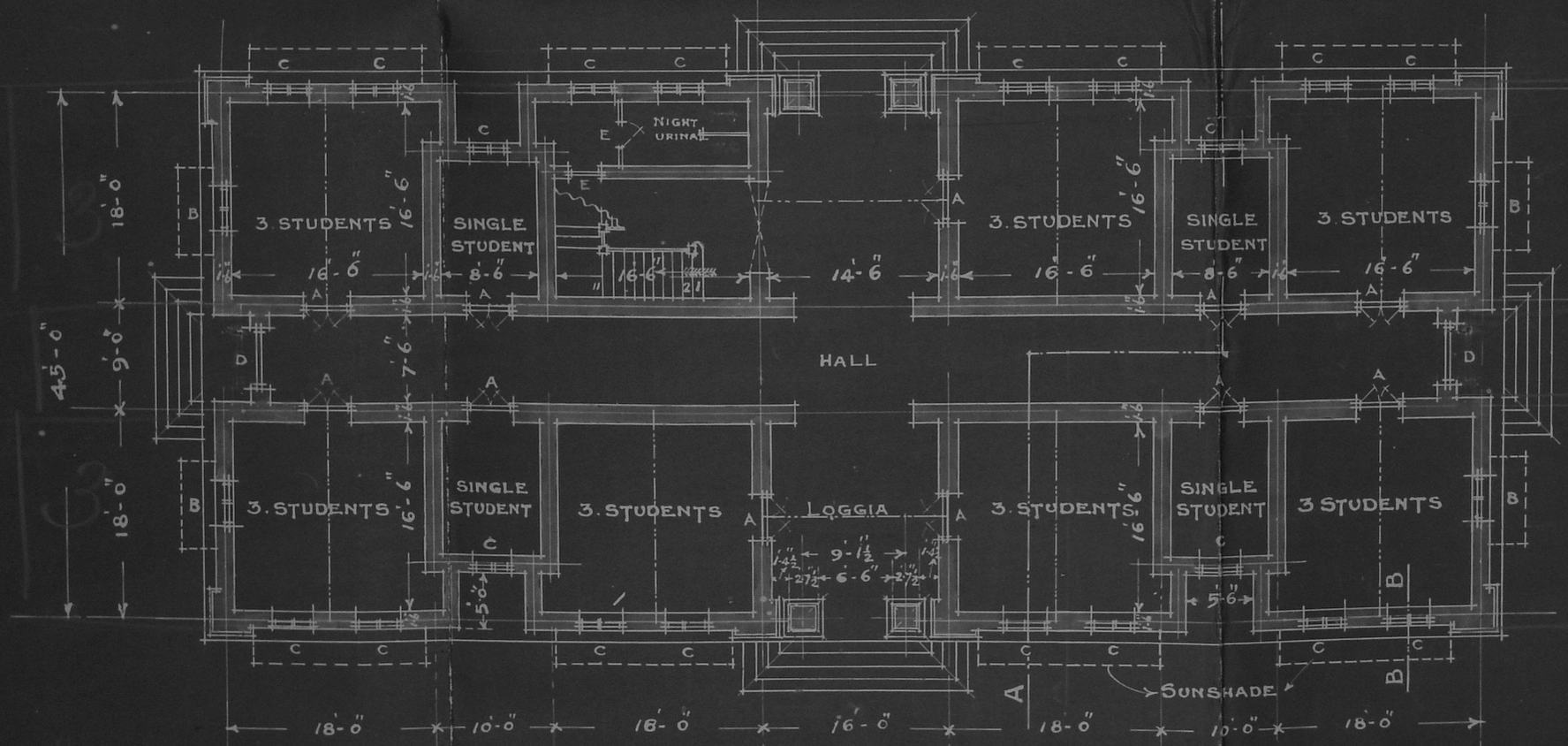

A–DOORS PANELLED ---------- 3'-10½" x 8'-0"
B–WINDOWS BATTENED WITH IRON BARS INSIDE ---4'-6" x 5'-0"
C–WINDOWS ---Do---------Do ---------3-8½ x 5'-0"
D–DOORS ⅓ PANELLED ⅔ GLAZED WITH SEMI CIRCULAR–FAN LIGHT ---5'-2½" x 8'-0"
E–DOORS BATTENED ---------- 3'-10½ x 7'-0"

PLAN OF GROUND FLOOR

DRAWN & TRACED BY AM
CHEKED BY

M. 21/4/21

A.C.A. 24/4/21

W. H. Nicholls F.R.I.B.A
CONSULTING ARCHITECT
TO THE GOVERNMENT OF MADRAS.
1921

VIZAG ENGINEERING SCHOOL

HOSTEL FOR 50 STUDENTS

C. A 143/1921

SCALE 1/8 INCH = 1 FT

FT 10 5 0 10 20 30 40 50 FT

SIDE ELEVATION

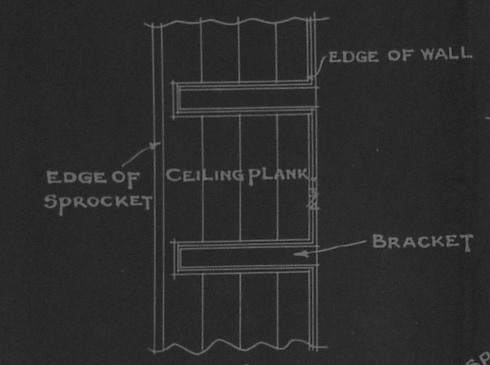

PLAN OF EAVES LOOKING UP

SCALE 1/2" = 1 FT



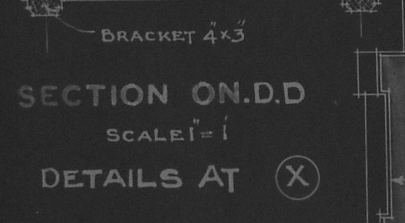

SECTION ON.D.D

SCALE 1" = 1'

DETAILS AT (X)

SCALE 1/2" = 1'

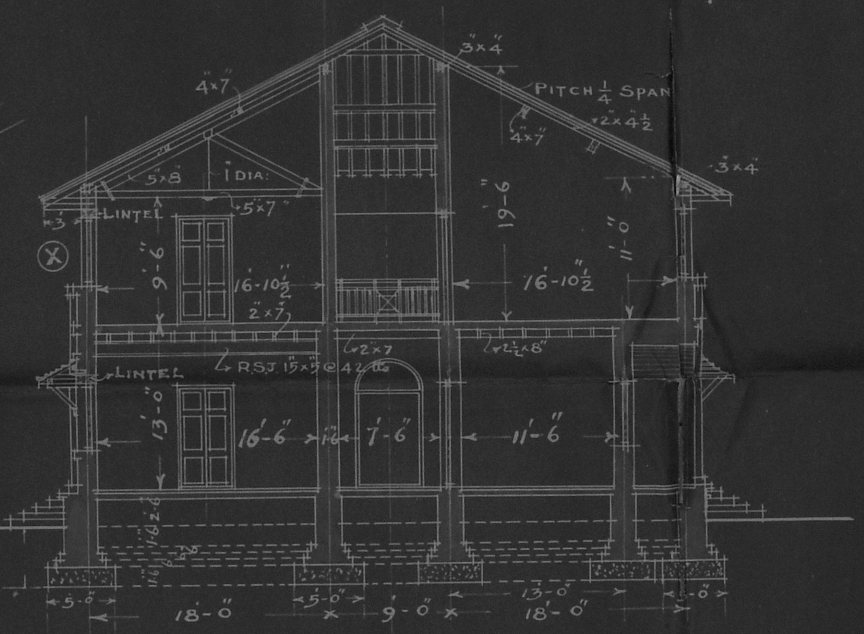

SECTION ON A.A.

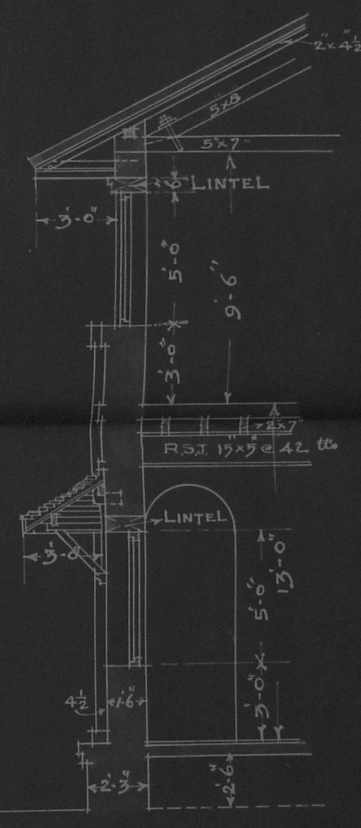

SECTION ON.B.B

SCALE 1/4" = 1'

FRONT ELEVATION

TRACED BY. NG
CHECKED BY.

14/4/21
M.

W. D. Vickers F.R.I.B.A.
CONSULTING ARCHITECT
TO THE GOVERNMENT OF MADRAS.
1921

KITCHEN, DINING, AND BATH ROOMS, FOR 100 STUDENTS.

SCALE: 1" INCH TO 8 FT.

No. C. A. 50/1921

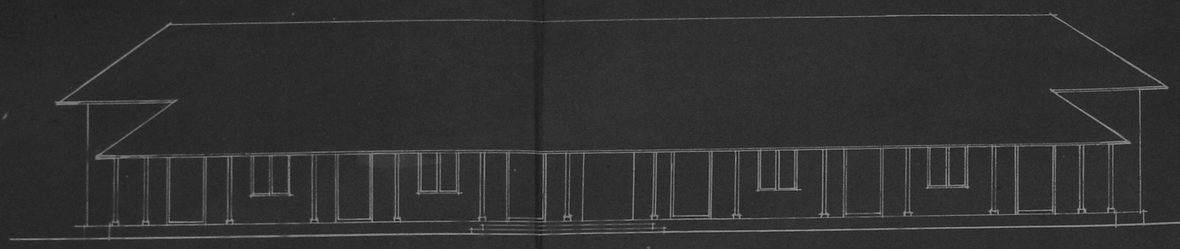

FRONT ELEVATION

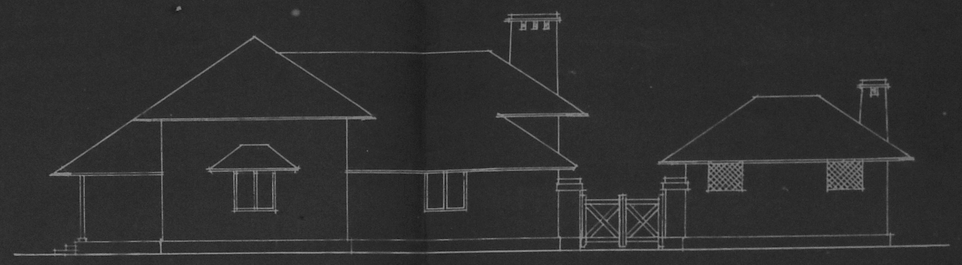

SIDE ELEVATION

A DOOR PANELLED 3'-10"x8'-0". C.A. 64/1918
B DOOR BATTENED 2'-10"x7'-0". C.A. 215/1918
C DOOR BATTENED 2'-10"x6'-6". C.A. 73/1918
G WINDOW BATTENED 3'-8½"x4'-6". C.A. 224/1918

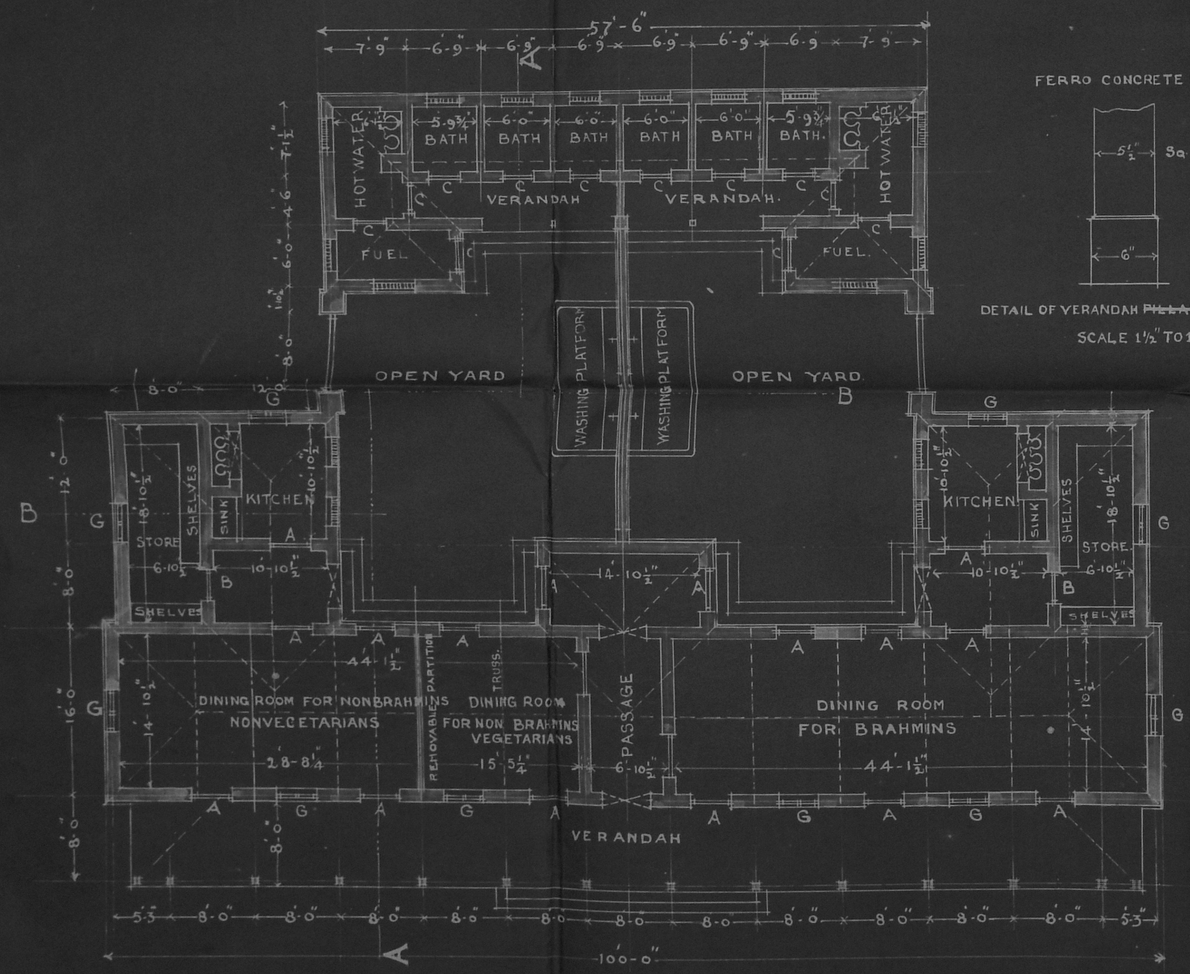

PLAN

FERRO CONCRETE POST

DETAIL OF VERANDAH ~~PILLAR~~ POST.
SCALE 1½" TO 1'.

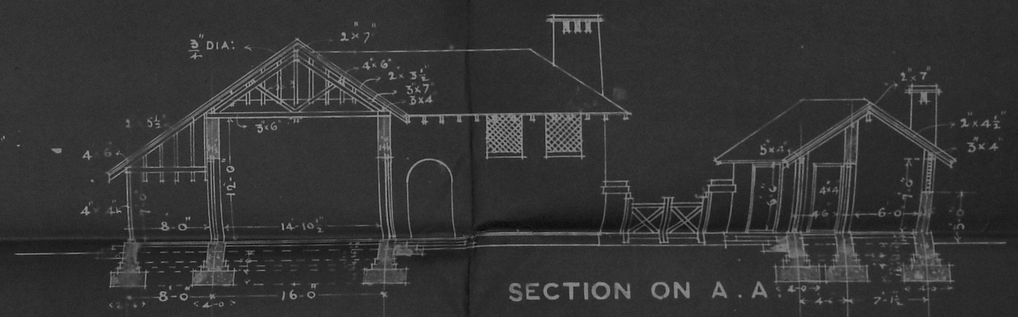

SECTION ON A.A.

PLINTH AREA - 4410, Sq. Ft.
CUBE - - - - 74,000, C. Ft.

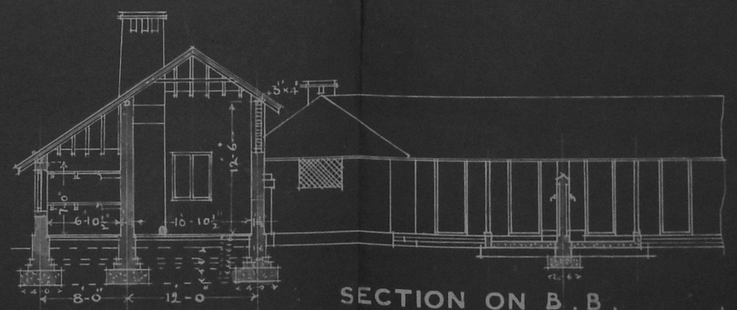

SECTION ON B.B.

M.
3/3/21

A.C.A.

F.R.I.B.A
CONSULTING ARCHITECT
TO THE GOVT. OF MADRAS
1921.

TRACED BY: U. GOVINDARAO.

DESIGN FOR A RESIDENCE

No. C.A. 114/1919

SCALE 1/8 INCH = 1 FT.

BASED ON C.A. No. 51·52 & 53/1918

READ WITH C.A. 115/1919 & 116/1919



FRONT ELEVATION

A	DOOR	PANELLED & GLAZED	5-2½"x8-0" C.A.	63/1918
B	DOOR	PANELLED & GLAZED	3-10½"x8-0" C.A.	66/1918
C	DOOR	PANELLED	3-10½"x8-0" C.A.	64/1918
P	DOOR	PANELLED & VENETIANED	5-2½"x8-0" C.A.	62/1918
E	DOOR	PANELLED	2-10"x7-0" C.A.	70/1918
F	DOOR	BATTENED WITH FLY PROOF WIRE NETTING SHUTTER INSIDE	3-10½"x7-0" C.A.	75/1918
G	DOOR	BATTENED	2-10"x6-6" C.A.	73/1918
D	DOOR	PANELLED & VENETIANED	3-10½"x8-0" C.A.	65/1918
H	WINDOW	GLAZED	3-8½"x4-6" C.A.	83/1918
R	WINDOW	GLAZED	5-2½"x5-5" C.A.	231/1918
K	WINDOW	GLAZED	2-4½"x4-6" C.A.	85/1918
L	WINDOW	BATTENED	2-9"x4-6" C.A.	89/1918
M	WINDOW	GLAZED WITH FLY PROOF WIRE NETTING OUT SIDE	2-9"x4-6" C.A.	90/1918
N	WINDOW	GLAZED WITH FLY PROOF WIRE NETTING OUT SIDE	3-8½"x4-6" C.A.	91/1918
J	WINDOW	VENETIANED	3-8½"x4-6" C.A.	87/1918



PLINTH AREA

DOUBLE STOREYED PORTION = 2280 SQ FT.

SINGLE STOREYED PORTION — 1240 SQ FT.

CUBIC CONTENTS — 93370 C.FT.

PLAN OF GROUND FLOOR

A.C.A

CONSULTING ARCHITECT

TO THE GOVERNMENT OF MADRAS.

April 1919.

DRAWN BY. R.D.

TRACED BY. N. Pancha Acharan

DESIGN FOR A RESIDENCE

No. C.A 115/1919

SCALE 1/8 INCH = 1 FT.

BASED ON
C.A. No. 51.52 & 53
1918
READ WITH C.A. 114/1919 & 116/1919

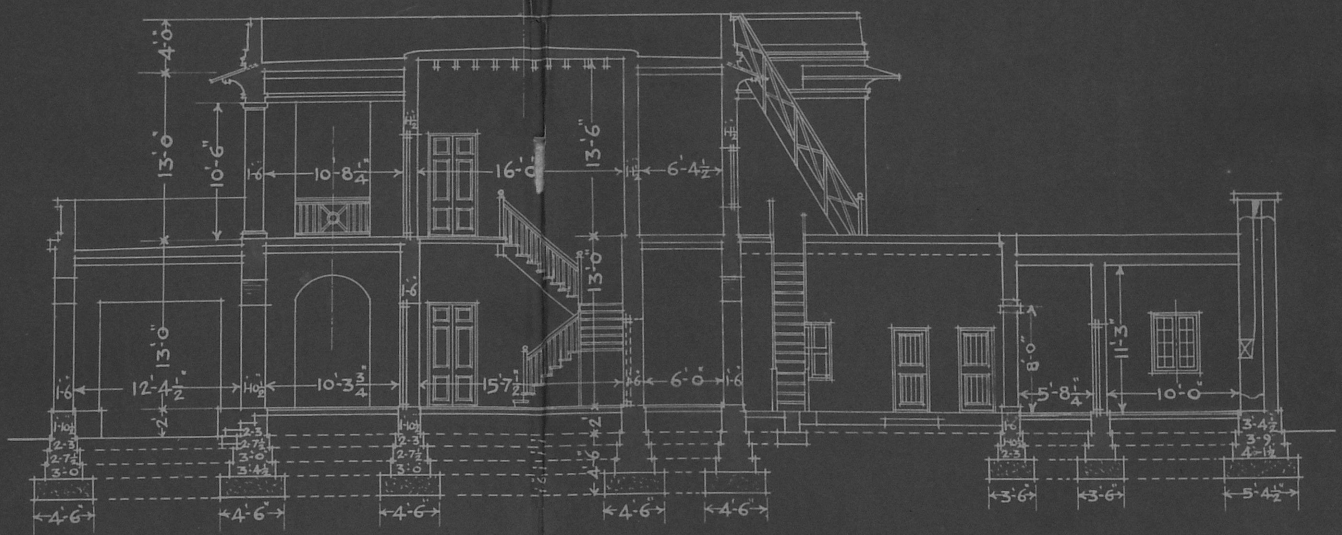

SECTION ON A.B

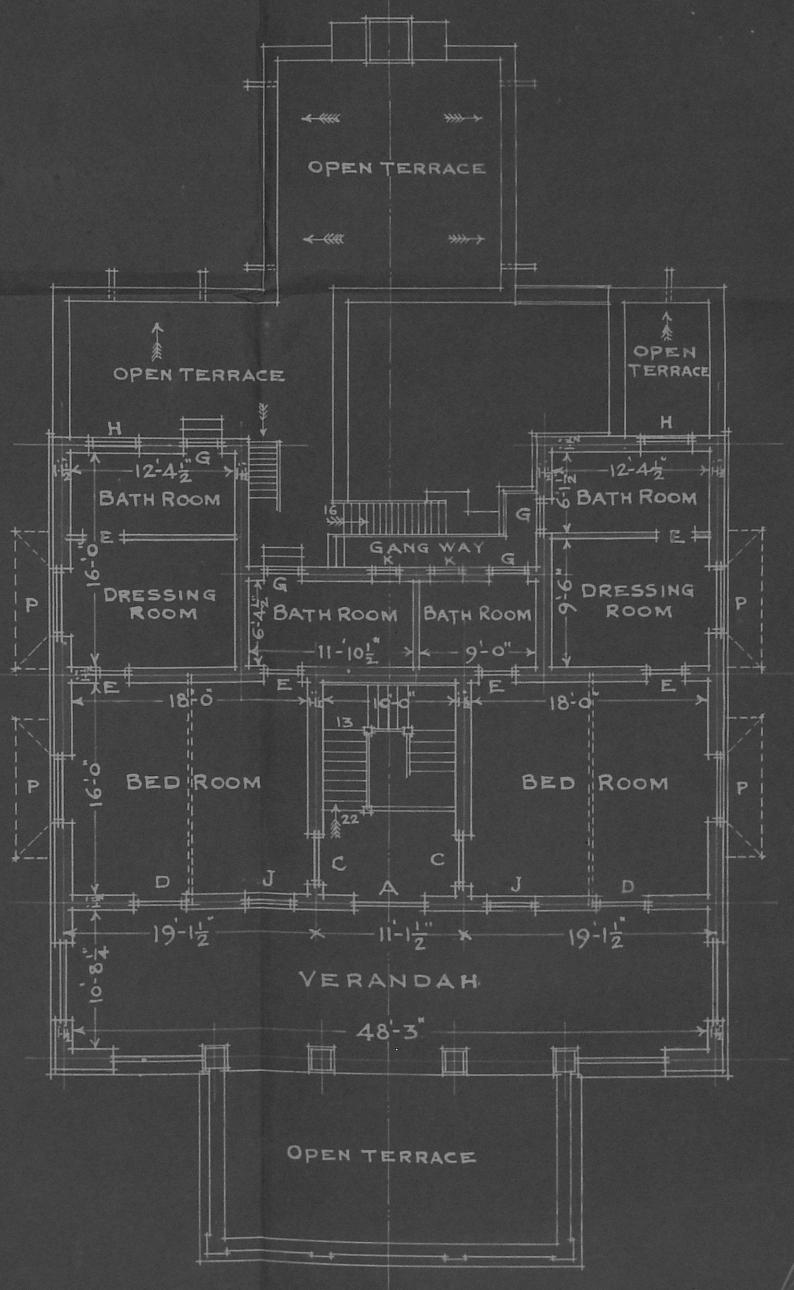

PLAN OF FIRST FLOOR

W. H. Nicholls
CONSULTING ARCHITECT
TO THE GOVERNMENT OF MADRAS
April 1919

DRAWN BY:- R.D.
TRACED BY:- ak

5.4.19
A.C.A

DESIGN FOR A RESIDENCE

No. C.A 116/1919

SCALE 1/8 INCH = 1 FT.

READ WITH C.A 114/1919 & 115/1919

BASED ON C.A. No. 51. 52. & 53 / 1918

ELEVATION TOWARDS DINING ROOM

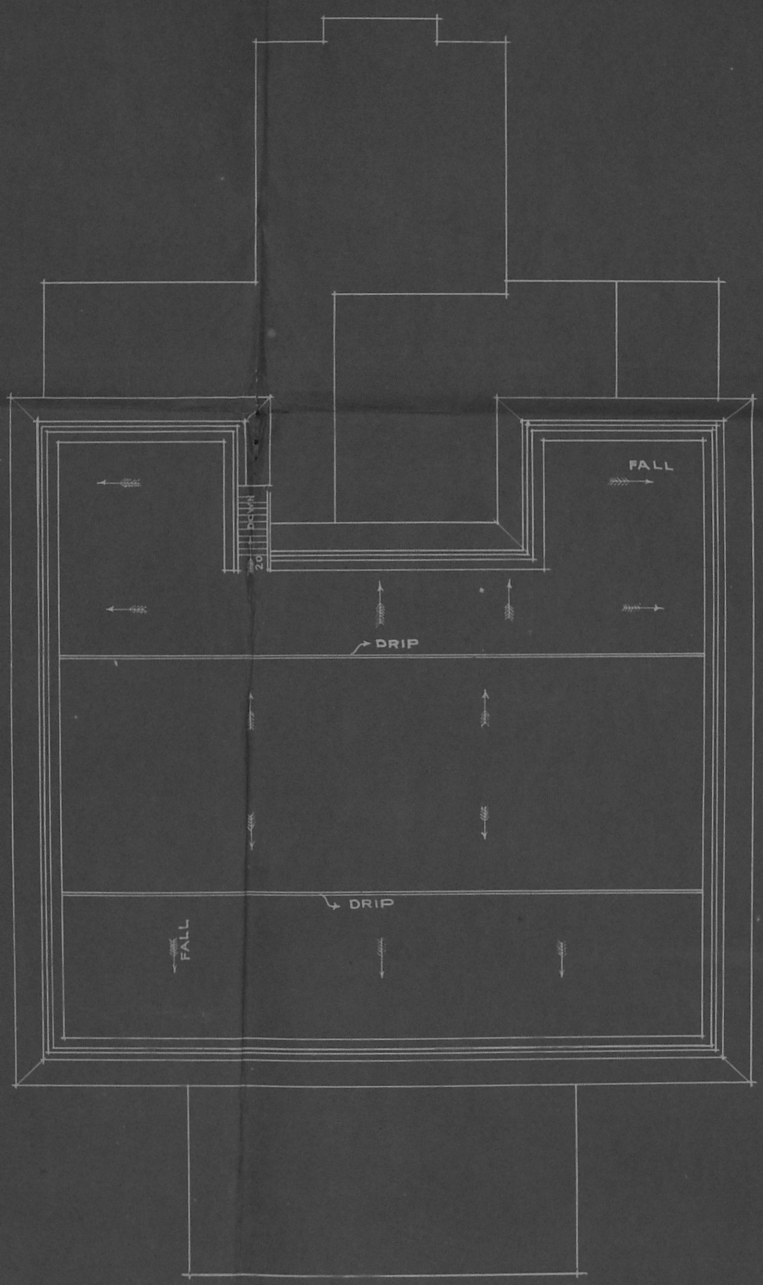

PLAN OF ROOF

55.4.9

A.C.A

CONSULTING ARCHITECT TO THE GOVERNMENT OF MADRAS

April 1919

DRAWN BY R.D.
TRACED BY P.V.N.

TYPE DESIGN FOR A CORRUGATED IRON LATRINE (DOUBLE TYPE)

SAN No. 18/1915.

WITH ROOF

SCALE 3/8" = 1'



SECTION ON B.B

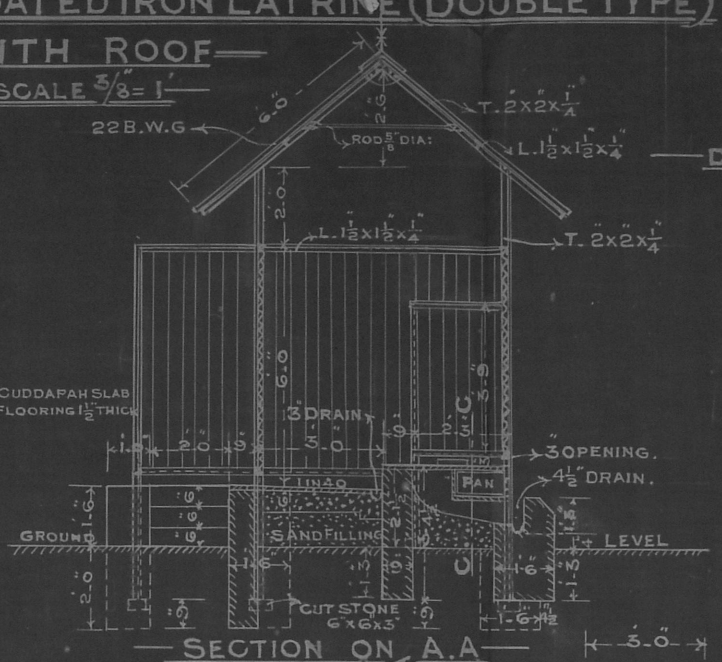

SECTION ON A.A

DETAIL OF WROUGHT IRON PAN

SCALE 1 1/2" = 1'

PLAN

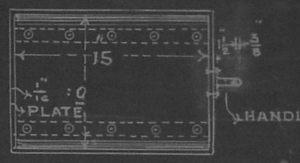

SECTION

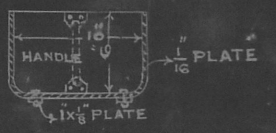

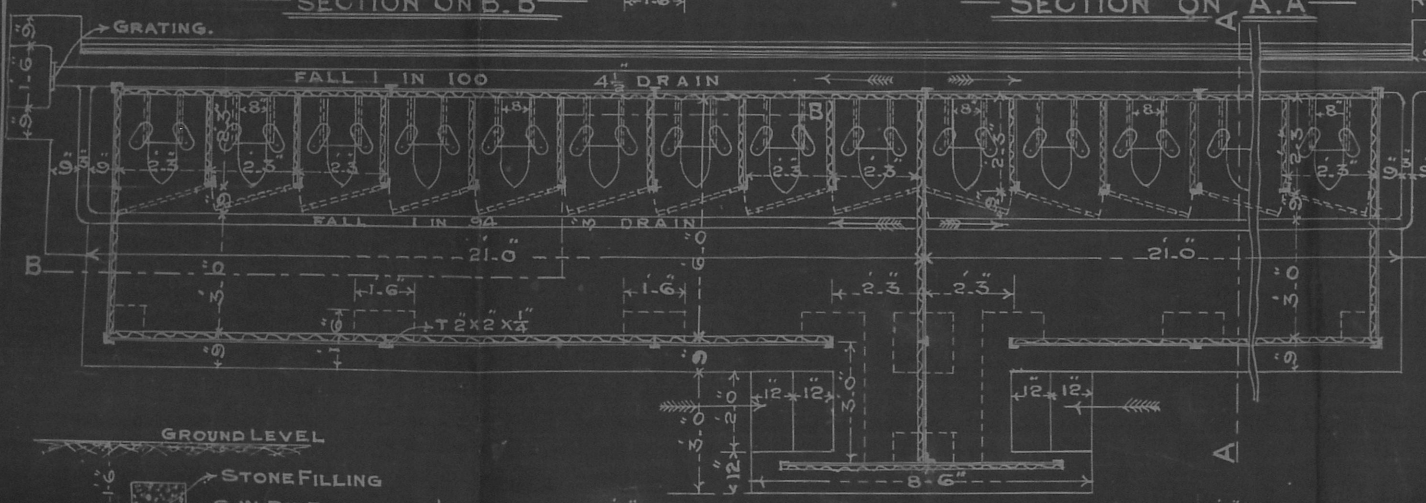

SECTION ON C.C.

SCALE 1"=1'

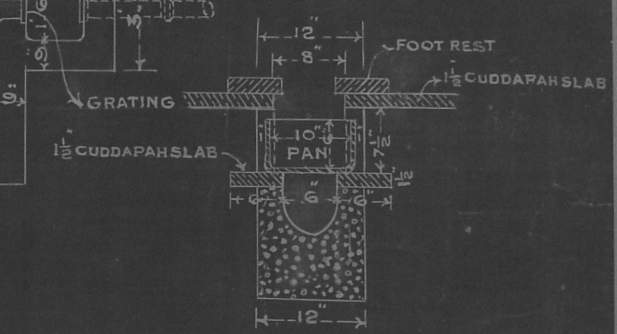

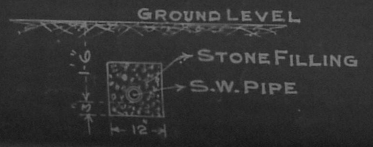

SECTION ON E.E

SCALE 1"=2'

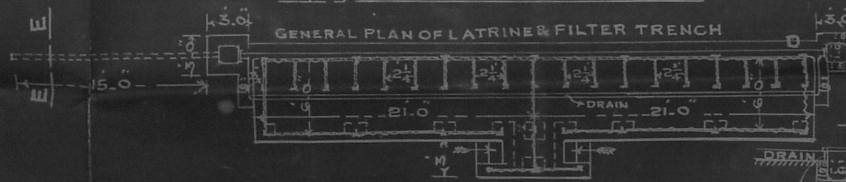

SCALE 1" = 8 FT.



OFFICE OF SANITARY ENGINEER.
CHEPAUK, MADRAS.

W. Hutton
8.7.15

ASSOC. M. INST. C.E.
SUPERINTENDING ENGINEER.
SANITARY ENGINEER TO GOVT.

SECRETARY SANITARY BOARD.

Office copy

VIZAG PARAM NEW ENGINEERING SCHOOL

Summary of cost. (Tentative). As arrived from the detailed estimates.

23

		Rs.
1.	Revised Lay out C.A. 200/1921	
2.	Main Building C.A. 125, 126, 127, 128 & 175/1921	1,14,000
3.	Work shop C.A. 177/1921	33,200
4.	2 Blocks of Hostels (50 students in each block) C.A. Nos. 142 & 143/1921 2 X Rs 42000	84,000
5.	Dining, Kitchen & Bath Rooms C.A. 50/1921	19,200
6.	Superintendent's Quarters C.A. 114, 115 & 116/1919 based on C.A. 51, 52 & 53/1918	25,300
7.	Servants Quarters -do- C.A. 111/1909	1,600
8.	Stables -do- C.A. 111/1909	2,500
9.	Latrine of 10 seats each (San No. 18/1915) 2 blocks	2,600
10.	Cost of land V.M. No. 27/1920 Supg: Engr. I Circle No. 113/1920	20,000
	Total Rs. ---	3,02,400

Note Excluding fittings in School Building, Workshop, Water Supply Drainage, Lights, Road and Compound Wall.

(Sd). W.H. Nicholls.
27-6-21.

F.R.I.B.A.,

Consulting Architect to Government.

27/6/21.

---o

LIST OF DRAWINGS.

(1). Revised Lay out C. A. No. 200/1921

(2). Main Building C. A. No. 125, 126, 127, 128 & 175/1921.

(3) Work Shop C. A. No. 177/1921

(4). 2 Blocks of Hostel (50 students in each block) C. A. No. 142, 143/1921

(5). Dining, Kitche and Bath Room C. A. No. 50/1921

(6). Superintendents' Quarters C. A. No. 114, 115, & 116/1919

(7). Servants Quarters and Stables C. A. No. 111/1909

(8). Latrine of 10 Seats (2 Blocks) San No. 18/1915

27/6/21.

Drawing No. C.A. 114, 115 & 116 of 1919 and on

Estimate makes provision for the following items.

FOUNDATIONS.

Concrete broken stone in lime mortar ~~...~~ to a de

and brick in lime mortar to a depth of 3'-0" total

Note The depth and width to be settled by the Super
Engineer according to the nature of soil.

BASEMENT

Brick in lime mortar 2'-0" high.

WALLS AND ARCHES

Brick in lime mortar.

Note Piers marked ⊗ on ground floor and square pill
first floor to be built with brick in ~~concrete~~ Cement up to
level.

TEMPLATES UNDER BEAMS, BOND STONES OF SQUARE PILLAR

Dressed cut stone.

BEAMS

Teak wood or if rolled steel girders a
may be used.

FLOORS AND ROOF TIMBERS

The scantling shown on the Drawings are suit
but the timber should be decided by the Superin

DOORS AND WINDOWS

Teak wood the description being as noted on
No. C.A. 114/1919.

ROOFING

Madras terrace 3" brick on edge, 3" concre
of flat tiles top and bottom lime plastered.

FLOORS

Ground floor Flooring tiles laid on ½" m
bed of 4" concrete and pointed with cement.

Abstract Estimate.

Superintendent's Quarters. Engineering School. Vizagapatam.

Quantity.	Description of work.	Rate. Rs.	A.	P.	Per	Amount. Rs.	A.	P.	Total. Rs.	A.
1	2	3			4				6	
	DESIGN FOR A RESIDENCE No. C.A. ~~1141~~ 1919					114, 115 & 116				
	Based on No. P.A. 1918					51, 52 & 53				
	Earthwork.									
10039 Cft	Excavation for foundations	4	8	0	Cft 1000	45	-	-		
3212 Cft	Filling in basement with earth	3	-	-	Cft 1000	10	-	-		
	CONCRETE									
3674 Cft	Concrete broken ~~brick~~ Stone in lime mortar	16	-	-	Cft 100	588	-	-		
	Brick Work.									
6073 Cft	Brick in lime mortar (Foundations & basement)	25	-	-	Cft 100	1518	-	-		
~~8202~~ 8202 Cft	Brick in lime mortar (Superstructure) Ground floor	27	-	-	-do-	2214	-	-		
4925 Cft	Brick in lime mortar (Superstructure(First floor)	29	-	-	-do-	1428	-	-		
521 Cft	Archwork brick in lime mortar (G.F.)	27	-	-	Rft 100	141	-	-		
137 Cft	Archwork brick in lime mortar (First floor)	29	-	-	Cft 100	40	-	-		
42 Rft	1'-6" Brick square pillars in cement mortar with bond stones base caps including plastering complete	3	-	-	Rft	126	-	-		
	* Supervision charges at 5 per cent.									
	* Contingencies at about 5 per cent.									
						Grand Total Estimate ..				

* To be filled in by Salt officers.

...pal officer (or other countersigning ... to be named).

...ed for 191 -191 .

Ja... Sa...

Signature and designation of the officer submitting this estimate.

... other sanctioning officer to be ... of ... nam...

Tahsildar or other officer (to be named)

* *Specification.*

District

Taluk

Village No.

Name of Work No.

ESTIMATE ABSTRACT.

Budget head

Main head

Sub-head

Amount of Estimate

Sanction No. and Date.

*To be filled in by Salt officers.

Abstract Estimate.

Quantity.	Description of work.	Rate.			Per	Amount.			Total
1	2	3			4				6
		Rs.	A.	P.		Rs.	A.	P.	Rs.
280 Rft	Brick band cornice including plastering complete	" 2	-		Rft	35	-	-	
210 Rft	Brick plaster cornice 12" deep	1	4	-	Rft	263	-	-	
52 Rft	Brick parapet with mouldings and pedestal and plastering complete	2	8	-	Rft	130	-	-	
225 Rft	Coved cornice (to be built of tiles or thin bricks covered with asbestos slates or stone slabs or tiles projecting about 3" and finished with lime mortar) ~~with~~	2	-	-	Rft	450	-	-	
	STONE WORK.								
11 Cft	Cut Stone Work	1	-	-	Cft	11	-	-	
	Ferro Concrete Work								
155 Sft	Ferro Concrete lintels	1	8	-	Sft	233	-	-	
	Wood-Work.								
76.47 Cft	Teakwood beams (Cut size including planning complete)	10	-	-	Cft	762	-	-	
473.17 Cft	Timber wrought and put up (Joists)	9	-	-	Cft	4259	-	-	
	DOORS AND WINDOWS.								
145 Sft	Doors, panelled and glazed including frames and fastenings complete	2	6	-	Sft	344	-	-	
	* Supervision charges at 5 per cent.								
	* Contingencies at about 5 per cent.								
	Grand Total Estimate ..								

* To be filled in by Salt officers.

officer (or other countersigning
be named).

for 191 -191 .

Signature and designation of the officer submitting this estimate.

other sanctioning officer to be

Tahsildar or other officer (to be named).

named).

* Specification.

District

Taluk

Village No.

Name of Work No.

ESTIMATE ABSTRACT.

Budget head

Main head

Sub-head

Amount of Estimate

Sanction No. and Date.

*To be filled in by Salt officers.

Abstract Estimate.

Quan[illegible]y. | Desc[illegible]

29

Abstract Estimate.

	Description of work.	Rate.			Per	Amount.			Total.		
	2	3			4				6		
		RS.	A.	P.		RS.	A.	P.	RS.	A.	P.
29 Sft	Doors panelled and venetianed with frames and fastenings complete	2	12	-	Sft	630	-	-			
398 Sft	Doors panelled ~~and venetianed~~ with frames and fastenings complete	2	4	-	Sft	896	-	-			
27 Sft	Doors battened with fly proof wire netting shutter inside including frames and fastenings complete	2	6	-	Sft	64	-	-			
221 Sft	Doors battened with frames and fastenings complete	2	4	-	Sft	497	-	-			
223 Sft	Windows glazed with frames and fastenings complete	2	4	-	Sft	502	-	-			
42 Sft	Windows Glazed with fly proof wire netting outside including frames and fastenings complete	3	8	-	Sft	147	-	-			
33 Sft	Windows venetianed with frames and fastenings complete	3	-	-	Sft	99	-	-			
12 Sft	Windows battened with frames and fastenings complete	2	4	-	Sft	27	-	-			
	ROOFING.										
2630 Sft	Terrace roofing with brick on edge 3" concrete 3 courses of flat tiles top and bottom lime plastered	50	-	-	Sft 100	1315	-	-			
	FLOORING.										
1683 Sft	Terrace flooring with brick on edge 3" concrete one course of flat tiles and bottom plastered	40	-	-	Sft 100	673	-	-			

* Supervision charges at 5 per cent.

* Contingencies at about 5 per cent.

Grand Total [illegible]

* To be filled in by Salt officers.

[illegible]ctor (or other sanctioning or countersigning named). named).

[illegible] officer (to be named).

* Specification.

* Specification.

District

Taluk

Village No.

Name of Work No.

ESTIMATE ABSTRACT.

Budget head

Main head

Sub-head

Amount of Estimate

Sanction No. and Date.

Abstract Estimate.

Quantity.	Description of work.	Rate.			Per	Amount.		
1	2	3			4			
		RS.	A.	P.		RS.	A.	
2195 Sft	Levelling Course of Concrete 4" thick	6	-	-	Sft 100	132	-	
3233 Sft	Paving with flooring tiles over ½" lime mortar and ~~mixing~~ pointing with cement	40	-	-	-do-	1293	-	
1084 Sft	Rendering with 1½" cement concrete and trowelled smooth (Similar Col. Ellis pattern)	21	-	-	-do-	228	-	
99 Sft	Paving with Cuddapah slabs over ½" lime mortar and pointed with cement	35	-	-	-do-	35	-	
	FINISHING.							
25694 Sft	Plastering with lime mortar 2 coats	5	-	-	-do-	1285	-	
3124 Sft	Rubbing with wax and oil	2	-	-	,,	62	-	
5210 Sft	Painting 2 coats	7	-	-	,,	365	-	
	MISCELLANEOUS.							
320 Sft	Wooden sunshades with necessary bracket and ~~p~~painting complete	1	8	-	Sft	480	-	
131 Sft	Wooden MainStair case with necessary supports and hand rails including wax polishing	4	-	-	Sft	524	-	
86 Sft	Wooden ladder staircase with necessary supports and hand rails including painting complete	2	4	-	Sft	194	-	
	* Supervision charges at 5 per cent.							
	* Contingencies at about 5 per cent.							
	Grand Total Estimate .							

* To be filled in by Salt officers.

Divisional officer (or other countersigning officer to be named).

Sanctioned for 191 -191 .

nature and de at
bmittin

ctor (or other sanctioning officer to be named).

Tah

* Spe...

* Specif...

District

Taluk

Village No.

Name of Work No.

ESTIMATE ABSTRACT.

Budget head

Main head

Sub-head

Amount of Estimate

Sanction No. and Date.

...rs.

Abstract Estimate.

Quantity.	Description of work.	Rate.			Per	Amount.		
1	2	3			4			
		Rs.	A.	P.		Rs.	A.	P.
45 Sft	Wooden gangway with necessary brackets and hand rails including painting complete	1	12	-	Sft	79	-	-
7 Rft	Wooden hand rails 3' high including frames and wax polishing complete	1	8	-	Rft	11	-	-
68 Rft	Wooden hand rails 3' high including frames and painting secured by iron bars complete	1	12	-	Rft	119	-	-
83 Sft	Wooden shelves with necessary brackets and fixing complete	1	4	-	Sft	104	-	-
321 Sft	Brick in cement partition 4½" thick reinforced with hoop iron at every 3 course	60	-	-	Sft 100	193	-	-
207 Sft	Gravelling 3" thick well watered and rammed	3	-	-	-do-	6	-	-
1132 Sft	Rattan chicks with blue cloth ropes and pulley complete	40	-	-	-do-	453	-	-
2016 Sft	Bamboo skin matting	12	-	-	-do-	242	-	-
48 Rft	Punkahs with hollad fringes ropes and pulleys complete	2	8	-	Rft	120	-	-
7 Nos	Zinc spouts	5	-	-	each	35	-	-
L.S.	Wooden bricks for securing fasterings of doors and windows				L.S.	25	-	-
No. 1	Providing sink in kitchen verandah	10	-	-	each	10	-	-
	* Supervision charges at 5 per cent.							
	* Contingencies at about 5 per cent.							
					Grand Total Estimate ..			

* To be filled in by Salt officers.

Divisional officer (or other countersigning officer to be named). ...ate ..

Sanctioned for 191 -191 .

Ban...

Collector (or other sanctioning officer to be named). ...ture and de... at ...uitti...

Tsh...

Tehsild...

District

Taluk

Village No.

Name of Work No.

ESTIMATE ABSTRACT.

Budget head

Main head

Sub-head

Amount of Estimate

Sanction No. and Date.

...icers.

Abstract Estimate.

Quantity.	Description of work.	Rate.	Per	Amount.
1	2	3	4	5
		Rs. A. P.		Rs. A. P.
L.S.	Providing pot oven in kitchen and finishing up the extra Chimney.		L.S.	10 - -
L.S.	Extra cost of selected brick in cement for piers between porch and verandah		L.S.	25 - -
	TOTAL Rs			23477 - -
	Contingencies @ 5%	- - -		1216 - -
	Petty Supervision @ 2½%	- - -		607 - -
	Grand Total Rs			
	Plinth Area Double Storeyed portion	2280 Sft		
	-do- Single Storeyed portion	1240 Sft		
	Cubic Contents 93370 Cft			
	Cost per Sft. Rs.			
	Cost per Cft. Rs. 0.4.3.92.			

* Supervision charges at 5 per cent.

* Contingencies at about 5 per cent.

Grand Total Estimate ..

* To be filled in by Salt officers.

Divisional officer (or other countersigning officer to be named).

Sanctioned for 191 -191

Signature and de... at submittin...

...or (or other sanctioning officer to be ...ed).

Tehsild

District

Taluk

Village No.

Name of Work No.

ESTIMATE ABSTRACT.

Budget head

Main head

Sub-head

Amount of Estimate

Sanction No. and Date.

* To be filled in by Salt officers.

Office copy

GENERAL SPECIFICATION TO ACCOMPANY THE
FOR KITCHEN, DINING AND BATH ROOMS FOR
STUDENTS Vizagapatam, ENGINEERING

SCALE ½" - 1 FOOT. DRAWING No.

FOUNDATIONS. A depth of 3'-6" is p
the quantities, the bottom 1'-6" be
concrete broken stone in lime morta
upper 2'-0" being of brick in lime
required depth and width of foundati
settled locally according to the natu
by the Superintending Engineer.

BASEMENT. The basement to be 1'-6"
to be of brick in lime mortar.

SUPERSTRUCTURE. All walls to be of
lime mortar according to the thickne
upon drawings.

STONE WORK. Templates under trusse
for verandah posts to be of cuttac
dressed.

WOOD WORK. To be of well seasoned
free from all defects.

DOORS AND WINDOWS. Generally to
seasoned Burmah teak free from all
according to the lettered descrip
drawings.

ROOFING. Roofs over all rooms
to be of Mangalore tiles imbed
over flat tiles on teak roof

FLOORING. Floors of all rooms and verandahs to be rendered with ½" cement over a levelling course of concrete 4" thick. 6" thick gravelling for open yards.

FINISHING. All internal and external walls to be plastered with two coats of lime plaster.

The interior walls of bath rooms to a height of 5'-0" from the floor level to be of cement plaster ½" thick.

All doors and windows to be painted 3 ex coats and the roof timbers with two coats of approved paint.

MISCELLANEOUS. Provision is also made in the estimate for the following items.

(1) Wooden reversible partitions in Dining room.
(2) Wooden shelves in store room.
(3) Mangalore tiled chunnampu
(4) Wooden gates in open yard
(5) Providing washing platform in open yard
(6) Providing sink in kitchen
(7) Forming fire place and finishing up the chimney
(8) Wrought iron works for trusses.

(Sd). N.H. Nicholls.
27.6.21.

F.R.I.B.A.
Consulting Architect to Government of Madras.

21/6/21

VISAKAPATAM ENGINEERING SCHOOL.

KITCHEN, DINING AND BATH ROOMS FOR 100 STUDENTS.

SCALE 8" = 1 FOOT. DRAWING No. C.A. 50/1921

		Measurement in Feet. Length.	Breadth.	Depth.	Total quantity of each sort.
EARTHWORK:- EXCAVATION FOR FOUNDATIONS.					
Wall all round dining rooms	1	229-0	4-0	3-6	3206
Cross walls in- ddo-	2	12-0	4-0	3-6	336
Wall three sides of kitchen rooms	2	48-0	4-0	3-6	1344
Cross walls in -do-	2	8-0	4-0	3-6	224
Wall at fire place	2	7-0	2-7½	3-6	129
Wall two sides of store rooms	2	24-0	4-0	3-6	672
Wall three sides of spare room in rear of passage	1	28-0	4-0	3-6	392
Front verandah retaining wall	1	106-0	3-0	3-6	1399
Wall all round bath and hot water rooms	1	135-3	4-0	3-6	1894
Cross wall between hot water and bath rooms	2	7-7½	4-0	3-6	214
Longitudinal wall of bath rooms	1	36-6	4-0	3-6	511
Cross wall between bath rooms	5	3-1½	3-0	3-6	164
Wall at fire place in hot water room	2	6-0	2-6	3-6	105
Cross wall in verandah	1	0-6	3-0	3-6	5
Wall three sides of fuel rooms	2	19-7½	4-0	3-6	550
Partition wall in open yard	1	26-7½	2-6	2-0	133
Gate pillars	4	1-10½	4-0	2-0	60
Steps in front verandah	1	25-0	2-6	0-9	47

Taluk

illage and Survey No.

Date and cost of original construction.

Name and Number of work

Date and cost of last repairs

Details of work.	No.	Measurement in feet.			Area or contents.	Total quantity of each description of work.
		Length.	Breadth.	Depth.		
Steps in rear of Dining rooms	2	37-6	2-6	0-9	141	
Steps in bath rooms verandah	2	18-6	2-6	0-9	69	
Total Cft						11,495
FILLING IN BASEMENT WITH EARTH.						
Dining rooms	2	43-9	14-6	1-0	1269	
Passage	1	6-6	14-6	1-0	94	
Spare room in rear of passage	1	14-6	6-6	1-0	94	
Kitchen rooms	2	10-6	10-6	1-0	221	
-do-	2	10-6	6-6	1-0	137	
Store rooms	2	6-6	18-6	1-0	241	
Front verandah	1	92-10½	6-8½	1-0	621	
Hot water rooms	2	6-3	10-1½	1-0	127	
Bath rooms	4	5-7½	5-7½	1-0	127	
-do-	2	5-5½	5-7½	1-0	61	
Fuel rooms	2	10-6	4-6	1-0	95	
Verandah	2	18-11½	3-0	1-0	114	
Total Cft.						3201
CONCRETE BROKEN BRICK IN LIME MORTAR.						
Wall all round dining rooms	1	229-0	4-0	1-6	1374	
Cross walls in -do-	2	12-0	4-0	1-6	144	
Wall three sides of kitchen rooms	2	48-0	4-0	1-6	576	
Cross walls in -do-	2	8-0	4-0	1-6	96	
Wall at fire place	2	7-0	2-7½	1-6	55	
Wall two sides of Store rooms	2	24-0	4-0	1-6	288	
Wall three sides of spare rooms in rear of passage	1	28-0	4-0	1-6	168	
Front verandah retaining wall	1	106-0	3-6	1-6	557	

District — Taluk

Village and Survey No. — Date and cost of original construction.

Name and Number of work — Date and cost of last repairs

Details of work.	No.	Measurement in feet. Length.	Breadth.	Depth.	Area or contents.	Total quantity of each description of work.

Details of work.	No.	Measurement in feet. Length.	Breadth.	Depth.	Area or contents.	Total quantity of each description of work.
Wall all round bath and hot water rooms	1	135-3	4-0	1-6	812	
Cross wall between hot water and bath rooms	2	7-7½	4-0	1-6	92	
Longitudinal wall of bath rooms	1	36-6	4-0	1-6	219	
Cross wall between bath rooms	5	3-1½	3-0	1-6	70	
Wall at fire place in hot water rooms	2	6-0	2-6	1-6	45	
Cross wall in verandah	1	0-6	3-0	1-6	2	
Wall three sides of fuel rooms	2	19-7½	4-0	1-6	236	
Partition wall in open yard	1	28-6½	2-6	1-0	72	
Gate pillars	4	4-0	4-0	1-0	64	
Steps in front verandah	1	25-0	2-6	0-9	47	
Steps in rear of dining rooms	2	37-6	2-6	0-9	141	
Steps in bath rooms verandah	2	18-6	2-6	0-9	69	
Total Cft						5126
BRICK IN LIME MORTAR (FOUNDATIONS AND BASEMENT)						
1ST FOOTING.						
Wall all round dining rooms	1	229-0	2-3	0-6	258	
Cross walls in -do-	2	13-9	2-3	0-6	31	
Wall three sides of kitchen rooms	2	49-9	2-3	0-6	112	
Cross walls in -do-	2	9-9	2-3	0-6	22	
Wall at fire place	2	7-4½	2-3	0-6	17	
Wall two sides of Store rooms	2	25-9	2-3	0-6	58	
Wall three sides of spare room in rear of passage	1	29-9	2-3	0-6	33	

C.F.132—52,507—23-9-

DETAILED ESTIMATE

District — Taluk

Village and Survey No. — Date and cost of original construction.

Name and Number of work — Date and cost of last repairs

Details of work.	No.	Measurement in feet. Length.	Breadth.	Depth.	Area or contents.	Total quantity of each description of work.
Front verandah retaining wall	1	107-9	1-10½	0-6	101	
Wall all round bath and hot water rooms	1	135-3	2-3	0-6	152	
Cross wall between hot water and bath rooms	2	9-4½	2-3	0-6	21	
Longitudinal wall of bath rooms	1	38-3	2-3	0-6	43	
Cross wall between bath rooms	6	1-10½	1-10½	0-6	23	
Wall at fire place in hot water rooms	2	6-0	2-6	0-6	15	
Cross wall in verandah	1	2-3	1-10½	0-6	2	
Wall three sides of fuel rooms	2	21-4½	2-3	0-6	48	
Partition wall in open yard	1	29-1½	1-1½	1-0	33	
Gate pillars	4	2-7½	2-7½	1-0	28	
2nd FOOTING:-						
Wall all round Dining rooms	1	229-0	1-10½	0-6	215	
Cross walls in -do-	2	14-1½	1-10½	0-6	26	
Wall three sides of Kitchen rooms	2	50-1½	1-10½	0-6	94	
Cross walls in -do-	2	10-1½	1-10½	0-6	19	
Wall at fire place	2	7-9	1-10½	0-6	15	
Wall two sides of Store rooms	2	26-1½	1-10½	0-6	49	
Wall three sides of Spare room in rear of passage	1	30-1½	1-10½	0-6	28	
Front verandah retaining wall	1	108-1½	1-6	0-6	81	
Wall all round bath and hot water rooms	1	135-3	1-10½	0-6	127	
Cross wall between hot water and bath rooms	2	9-9	1-10½	0-6	18	
Longitudinal wall of bath rooms	1	38-7½	1-10½	0-6	36	

C.F.132—62,507—23-9-1

DETAILED ESTIMATE

District — Taluk

Village and Survey No. — Date and cost of original construction.

Name and Number of work — Date and cost of last repairs

Details of work.	No.	Measurement in feet.			Area or contents.	Total quantity of each description of work.
		Length.	Breadth.	Depth.		
Cross wall between bath rooms	5	5-3	1-6	0-6	20	
Wall at fire place in hot water rooms	2	6-0	2-6	0-6	15	
Cross wall in verandah	1	2-7½	1-6	0-6	2	
Wall three sides of fuel rooms	2	21-9	1-10½	0-6	41	
3RD FOOTING:-						
Wall all round Dining rooms	1	229-0	1-6	1-0	344	
Cross walls in -do-	2	14-6	1-6	1-0	44	
Wall three sides of kitchen room	2	50-6	1-6	1-0	152	
Cross walls in -do-	2	10-6	1-6	1-0	32	
Wall at fire place	2	8-1½	1-6	1-0	24	
Wall two sides of store room	2	26-5	1-6	1-0	80	
Wall three sides of spare room in rear of passage	1	30-6	1-6	1-0	46	
Front verandah retaining wall	1	108-6	1-1½	1-0	122	
Wall all round bath and hot water rooms	1	135-3	1-6	1-0	203	
Cross wall between hot water and bath rooms	2	10-1½	1-6	1-0	30	
Longitudinal wall of bath rooms	1	39-0	1-6	1-0	59	
Cross wall between bath rooms	5	5-7½	1-1½	1-0	32	
Wall at fire place in Hot water rooms	2	6-0	2-6	1-0	30	
Cross wall in verandah	1	3-0	1-1½	1-0	3	
Wall three sides of fuel rooms	2	22-1½	1-6	1-0	66	
BASEMENT.						
Wall all round Dining rooms	1	229-0	1-6	1-6	515	
Cross walls in -do-	2	14-6	1-6	1-6	65	

C.F.132—52,507—23-9.1.

DETAILED ESTIMATE

District | Taluk

Village and Survey No. | Date and cost of original construction.

Name and Number of work | Date and cost of last repairs

Details of work.	No.	Measurement in feet.			Area or contents.	Total quantity of each description of work.
		Length.	Breadth.	Depth.		
Wall three sides of Kitchen rooms	2	30-0	1-6	1-6	227	
Cross walls in -do-	2	10-6	1-6	1-6	47	
Wall at fire place	2	8-1½	1-6	1-6	37	
Wall two sides of store rooms	2	26-6	1-6	1-6	119	
Wall three sides of spare rooms in rear of passage	1	30-6	1-6	1-6	69	
Front verandah retaining wall	1	108-6	1-1½	1-6	183	
Wall all round bath and Hot water rooms	1	135-3	1-6	1-6	304	
Cross wall between hot water and bath rooms	2	10-1½	1-6	1-6	46	
Longitudinal wall of bath rooms	1	39-0	1-6	1-6	88	
Cross wall between bath rooms	3	5-7½	1-7½	1-6	47	
Wall at fire place in hot water rooms	2	6-0	2-6	1-6	45	
Cross wall in verandah	1	3-0	1-1½	1-6	5	
Wall three sides of fuel rooms	2	22-1½	1-6	1-6	100	
Partition wall in open yard	1	29-1½	1-1½	0-6	16	
Gate pillars	4	2-3	2-3	1-6	30	
Total Cft						4993
BRICK IN LIME MORTAR (SUPERSTRUCTURE)						
Wall all round Dining rooms	1	229-0	1-1½	13-0	3849	
Gable wall	1	16-0/2	1-1½	16-0/3	48	
-do- Small	2	12-0/2	1-1½	12-0/3	54	
Cross walls in -do-	2	14-10½	1-1½	13-0	435	
Gable over cross walls	2	16-0/2	1-1½	16-0/3	96	

C.F.132—52,507—23-9.1s

DETAILED ESTIMATE

District — Taluk

Village and Survey No. — Date and cost of original construction.

Name and Number of work — Date and cost of last repairs

Details of work.	No.	Measurement in feet.			Area or contents.	Total quantity of each description of work.
		Length.	Breadth.	Depth.		
Wall three sides of kitchen rooms	2	50-10½	1-1½	13-0	1488	
Cross walls in -do-	2	10-10½	1-1½	13-0	318	
Gable over cross walls	2	12-0 / 2	1-1½	12-0 / 3	54	
Wall at fire place	2	8-6	1-1½	9-0	172	
Extra in -do-	2	(24.47) Cft			49	
Chimney walls	2	13-0	0-9	8-6	166	
Wall two sides of store rooms	2	26-10½	1-1½	7-6	454	
Wall three sides of spare room in rear of passage	1	30-10½	1-1½	13-0	452	
Wall all round bath and Hot water rooms	1	135-3	1-1½	8-0	1217	
Gable walls	2	11-7½ / 2	1-1½	11-7½ / 3	51	
Cross wall between Hot water and bath rooms	2	10-6	1-1½	8-0	189	
Gable over -do-	2	10-6 / 2	1-1½	10-6 / 3	41	
Longitudinal wall of Bath rooms	1	39-4½	1-1½	11-0	487	
Cross wall between bath rooms.	5	6-0	0-9	8-0	180	
Gable over -do-	5	15.75	Area	0-9	59	
Wall at fire place in Hot water rooms	2	2-6	1-10½	5-0	47	
-do- -do-	2	2-6	0-4½	5-0	9	
Extra portions in -do-	2	26.43	(Vol)		53	
Chimney wall	2	31.50	(Vol)		63	
Cross wall in verandah	1	3-4½ / 2	0-9	9-6	24	
Wall three sides of fuel rooms	2	22-6	1-1½	8-0	405	
Partition wall in open yard	1	29-6	0-9	6-0	133	
Coping wall	1	29-6	1-1½	0-9	25	
Gate pillars	4	1-10½	1-10½	5-6	77	
Total Cft					10195	

C.F.132—52,507—28-9.14

DETAILED ESTIMATE

District | Taluk

Village and Survey No. | Date and cost of original construction.

Name and Number of work | Date and cost of last repairs

Details of work.	No.	Measurement in feet.			Area or contents.	Total quantity of each description of work.
		Length.	Breadth.	Depth.		
DEDUCT FOR:-						
Doors A	18	3-10½	1-1½	8-0	628	
-do- B	2	2-10	1-1½	7-0	45	
-do- C	12	2-10	1-1½	6-6	249	
Windows C	10	3-8½	1-1½	4-6	188	
Rectangular openings for honey comb works	4	3-0	1-1½	4-6	61	
-do- -do-	10	3-0	1-1½	3-6	118	
-do- -do-	2	4-0	1-1½	3-6	32	
Arch opening rectangular portion in passage	2	4-6	1-1½	3-9	58	
-do- Semicircular portion	2	7.95	Area	1-1½	18	
Arch opening rectangular portion in kitchen	2	4-0	1-1½	3-6	50	
-do- Semicircular portion	2	6.28	Area	1-1½	14	
Arch opening rectangular portion at fire place wall in kitchen	2	4-6	1-1½	2-6	25	
-do- semicircular portion	2	7.95	Area	1-1½	18	
Arch opening rectangular portion at fire place wall in hot water rooms	2	4-0	1-1½	2-6	23	
-do- Semicircular portion	2	6.28	Area	1-1½	14	
Rectangular opening in bath room verandah	2	13-0	1-1½	8-0	234	
Archwork brick in lime mortar as per details below Cft					306	
Cutstone work as per details below Cft					31	
Total deductions Cft					2112	
Net Total Cft						8093
ARCHWORK BRICK IN LIME MORTAR.						
Over doors A	18	5-0	1-1½	1-1½	114	
-do- B	2	3-9	1-1½	1-1½	9	
-do- C	10	3-9	1-1½	1-1½	47	

C.F.132—52,507—23-9.14

DETAILED ESTIMATE

District — Taluk

Village and Survey No. — Date and cost of original construction.

Name and Number of work — Date and cost of last repairs

Details of work.	No.	Measurement in feet. Length.	Breadth.	Depth.	Area or contents.	Total quantity of each description of work.
Over windows G	8	4-9	1-1½	1-1½	48	
Arch opening in passage	2	9-0	1-1½	1-1½	23	
-do- Kitchen	2	8-3	1-1½	1-1½	21	
Arch opening at fire place wall in kitchen	2	9-0	1-1½	1-1½	23	
Arch opening at fire place in Hot water room	2	8-3	1-1½	1-1½	21	
Total Cft						306
CUTSTONE WORK.						
Lintel over doors C	2	4-6	1-1½	0-6	5	
Lintel over Windows G	2	5-3	1-1½	0-6	6	
Templates under trusses	24	1-6	1-1½	0-6	20	
Base stone for verandah posts	16	0-7	0-7	0-5	2	
Total Cft						33
TRAK WOOD WROUGHT AND PUT UP.						
TRUSSES.						
Tie beams in Dining room	10	17-0	0-3	0-6	21.25	
Ridge piece	1	93-0	0-2	0-7	9.04	
Principal rafters	2x10	9-9	0-3	0-7	28.44	
Struts	2x10	4-9	0-3	0-3	5.94	
Principal hip rafters	4	12-6	0-4	0-7	9.72	
Purlins	1	201-9	0-4	0-6	33.63	
Cleats	24	0-9	0-4	0-5	2.50	
Common hip and valley rafters	8	16-6	0-3	0-6	16.50	
Common valley rafters (Small)	2	13-6	0-3	0-6	3.38	
-do- -do-	2	10-3	0-3	0-6	2.56	
Common & jack rafters (large)	45 &	12-9	0-2	0-3½	27.89	
-do- (small)	95	9-9	0-2	0-3½	45.03	
Tie beams in kitchen	2	10-0	0-3	0-5	2.08	
King posts	2	4-6	0-3	0-5	0.94	
Struts	2x2	3-6	0-3	0-3	0.88	

DETAILED ESTIMATE

C.F.132—52,507—23-9.14

District

Taluk

Village and Survey No.

Date and cost of original construction.

Name and Number of work

Date and cost of last repairs

Details of work.	No.	Measurement in feet.			Area or contents.	Total quantity of each description of work.
		Length.	Breadth.	Depth.		
Ridge piece	2	20-6	0-2	0-7	3.99	
Common hip rafters	2x2	13-6	0-3	0-6	6.75	
Common and jack rafters (large)	2x18 2x8	10-3	0-2	0-3½	17.94	
-do- (Small)	2x18	7-3	0-2	0-3½	5.64	
Common hip rafters in store room	2	17-0	0-3	0-7	4.96	
Common jack rafters in -do-	2x13	12-9	0-2	0-5½	25.32	
Verandah posts	14	7-0	0-4	0-4	10.89	
Cheek pieces for -do-	2x14	1-3	0-4	0-1½	1.46	
Bressummer	1	114-0	0-4	0-6	19.00	
Common hip rafters	2	16-6	0-3	0-7	4.81	
Common & jack rafters	65	12-6	0-2	0-5½	62.07	
Wall plates	1	499-6	0-3	0-4	41.63	
Ridge in bath rooms	1	58-6	0-2	0-7	5.69	
Hip & valley rafters	8	12-3	0-3	0-6	12.25	
Verandah posts	2	7-0	0-4	0-4	1.56	
Cheek pieces -do-	2x2	1-3	0-4	0-1½	0.21	
Bressummer	1	29-6	0-4	0-5	4.10	
Common & jack rafters	96	9-6	0-2	0-4½	57.00	
Wall plates	1	174-0	0-3	0-4	14.50	
Total Cft						509.55
TEAK DOORS PANELLED WITH FRAMES AND FASTENINGS COMPLETE.						
Doors A	18	3-10½	-	8-0	558	
Total Sft						558
TEAK DOORS BATTENED WITH FRAMES AND FASTENINGS COMPLETE.						
Doors B	2	2-10	-	7-0	40	
-Do- C	12	2-10	-	6-6	221	
Total Sft						261

DETAILED ESTIMATE

C.F.132—52,507—23-9.)

District | Taluk

Village and Survey No. | Date and cost of original construction.

Name and Number of work | Date and cost of last repairs

Details of work.	No.	Measurement in feet.			Area or contents.	Total quantity of each description of work.
		Length.	Breadth.	Depth.		
TEAK WINDOWS BATTENED WITH FRAMES AND FASTENINGS COMPLETE.						
Windows @	10	3-8½		4-6	167	
Total Sft						
ROOFING WITH MANGALORE TILES IMBEDDED IN LIME MORTAR OVER FLAT TILES ON TEAK RAFTERS COMPLETE.						
Over dining rooms	2	103-7½	12-9	-	2642	
Over Spare rooms in rear of passage	2	8-0	12-9	-	204	
Over kitchen rooms	2	20-0	10-0	-	400	
Over store rooms	2	20-0	12-0	-	480	
Over verandah	1	97-0	9-6		922	
Over bath rooms	2	71-0	9-6	-	1349	
Total Sft						
LEVELLING COURSE OF CONCRETE 4" THICK.						
Dining rooms	2	43-9	14-6	-	1269	
Passage	1	6-6	14-6	-	94	
Spare room in rear of passage	1	14-6	6-6	-	94	
Kitchen rooms	2	10-6	10-6	-	221	
-do-	2	10-6	6-6	-	137	
Store rooms	2	6-6	18-6	-	241	
Front verandah	1	92-10½	6-8¼	-	621	
Hot water rooms	2	6-3	10-1½	-	127	
Bath rooms	4	5-7½	5-7½	-	127	
-do-	2	5-5¼	5-7½	-	61	
Fuel rooms	2	10-6	4-6	-	95	
Verandah	2	18-11½	3-0	-	114	
Total Sft						
RENDERING WITH ½" CEMENT.						
Dining rooms	2	44-1½	14-10½	-	1313	
Passage	1	6-10½	14-10½	-	102	

DETAILED ESTIMATE. C.F.132—52,507—23-9-

District Taluk

Village a No. Date and cost of original construction.

Name ar of work Date and cost of last repairs

of work.	No.	Measurement in feet. Length.	Breadth.	Depth.	contents.	Total quantity of each description of work.

ESTIMATE FORM— Detailed Measurements.

Name of Work.

Details of work.	No.	Measurement in feet. Length.	Breadth.	Depth.	Area or contents.	Total quantity of each description of work.
Store room in rear of passage	1	14-10½	6-10½	-	102	
Kitchen rooms	2	10-10½	8-3	-	179	
Gal -do-	2	10-10½	6-10½	-	150	
Bath rooms	2	6-10½	18-10½	-	260	
Front verandah	1	95-1½	8-0	-	761	
Hot water rooms	2	6-7½	10-6	-	139	
Bath rooms	4	6-0	6-0	-	144	
-do-	2	5-9½	6-0	-	70	
Fuel rooms	2	10-6	4-10½	-	102	
Verandah	2	19-3½	3-4½	-	130	
Sills of doors A	18	3-10½	0-9	-	52	
-do- B	2	2-10	0-9	-	4	
-do- C	12	2-10	0-9	-	26	
Sills of openings	1	45-0	1-1½	-	51	
Total Sft						3585
GRAVELLING 6" THICK WATERED AND WELL RAMMED						
Open yard	2	54-6	37-0	-	4033	
Total Sft					4033	
DEDUCT FOR:-						
Rooms in rear of passage	1	17-6	8-0	-	140	
Washing platform	2	15-0	6-3	-	188	
Fuel rooms	2	11-9½	6-0	-	142	
Partition wall	1	29-1½	1-1½	-	33	
Total deductions Sft					503	
Net Total Sft						3530
PLASTERING WITH LIME MORTAR 2 COATS.						
Dining rooms	2	118-0	-	13-3	3127	
Passage	1	43-6	-	13-3	576	
Spare room walls	1	43-6	-	13-3	576	
Gable walls (large)	6	14-10½ / 2	-	14-10½ / 2	221	

...IMATE

C.F.132—52,507—23-9.

C.F.13...

DETAILED ESTIMATE.

District

Taluk

Village and Survey No.

Date and cost of original construction.

Name and Number of work

Date and cost of last repairs

Details of work.	No.	Measurement in feet.			Area or contents.	Total quantity of e... description of w...	...ork.
		Length.	Breadth.	Depth.			

Name of Work.

ESTIMATE FORM—Detail Measurements.

Details of work. 13	No.	Measurement in feet.			Area or contents.	Total quantity of each description of work.
		Length.	Breadth.	Depth.		
Gable walls (small)	2	12-0 / 2	-	12-0 / 3	48	47
Kitchen rooms	2	43-6	-	13-3	1153	
-do-	2	35-6	-	13-3	941	
Extra for fire place wall	2	155.28	Area		311	
Gable walls	6	10-10½ / 2	-	10-10½ / 3	118	
Store room walls	2	51-6	-	7-9	798	
Hot water and bath room walls	1	121-9	-	8-3	1004	
Longitudinal wall	1	35-7½	-	11-3	401	
-do-	1	38-7½	-	10-9	415	
Cross walls	6	10-6	-	8-3	520	
Gable walls	6	10-6 / 2		10-6 / 3	110	
Extra for fire place wall	2	125.75	Area	-	252	
Cross walls of bath rooms	2x5	6-0	-	8-3	495	
Gable over -do-	2x5	15.75	Area		158	
Cross wall in verandah	2	3-4½	-	9-6	64	
Fuel room walls	2	30-9	-	8-3	507	
Gable portion	2	10-6 / 2	-	10-6 / 3	37	
Sides and soffits of doors A	18	20-0	0-9		270	
-do- B	2	17-0	0-9		26	
-do- C	12	16-0	0-9		144	
Sides, soffits and cills of windows G	10	16-6	0-9	-	124	
-do- rectangular opening for honey comb work	4	12-0	0-9	-	36	
-do- -do-	10	10-0	0-9	-	75	
-do- -do-	2	11-0	0-9	-	17	
Sides & soffits of Arch openings in passage	2	18-9	1-1½	-	42	
-do- in kitchen	2	17-3	1-1½	-	39	
-do- -do-	2	12-3	1-1½	-	28	
-do- in hot water room	2	11-3	1-1½	-	25	

F.132.

C.F.132—52,50 23-9.14

DETAILED ESTIMATE

District — Taluk

Village and Survey No. — Date and cost of original construction.

Name and Number of work — Date and cost of last repairs

Details of work.	No.	Measurement in feet.			Area or contents.	Total quantity of each description of work.
		Length.	Breadth.	Depth.		

Name of Work.

ESTIMATE FORM— Detailed Measurements.

No.	Detail of work.	Number.	Measurements in feet. Length.	Breadth.	Depth.	Area or contents.	Total quantity of each description of work.
1		2	3	4	5	6	7
							58
	Sides of rectangular opening	2x2	1-1½	-	8-3	37	
	Exterior of Dining and kitchen rooms	1	329-6	-	12-6	4119	
	Exterior of bath rooms	1	163-9	-	7-6	1228	
	Partition wall	2	29-6	-	6-6	384	
	Top of -do-	1	29-6	1-1½	-	33	
	Gate pillars	4	6-4½	-	6-3	166	
	Basement wall of Dining and kitchen and store rooms	1	247-0	-	1-6	521	
	Basement wall of bath rooms	1	165-3		1-6	248	
	Sides of steps	1	15.00	Area	-	15	
	Total Sft					19409	
	DEDUCT FOR:-						
	Doors A	2x18	3-10½	-	8-0	1116	
	-do- B	2x2	2-10	-	7-0	79	
	-do- C	2x12	2-10	-	6-6	442	
	Windows G	2x10	3-8½	-	4-6	334	
	Rectangular opening for honey comb work	2x4	3-0	-	4-6	108	
	-do-	2x10	3-0	-	3-6	210	
	-do-	2x2	4-0	-	3-6	56	
	Arch opening rectangular portion in passage	2x2	4-6	-	5-9	104	
	-do- Semicircular portion	2x2	7.95	Area	-	32	
	Arch opening rectangular portion in kitchen	2x2	4-0	-	5-5	86	
	-do- semicircular portion	2x2	6.28	Area		25	
	Arch opening rectangular portion at fire place in kitchen	2x2	4-6	-	2-6	45	
	-do- semicircular portion	2x2	7.95	Area		32	

ESTIMATE FORM—Detail Measurements.

Detail of work.	Number.	Measurements in feet. Length.	Breadth.	Depth.	Area or contents.	Total quantity of each description of work.
1	2	3	4	5	6	7

Name of Taluk.

Name of Work. 15

C.F. 132(c)—1,178—14-10-19.

49

ESTIMATE FORM—Detail Measurements.

Detail of work.	Number.	Measurements in feet. Length.	Breadth.	Depth.	Area or contents.	Total quantity of each description of work.
1	2	3	4	5	6	7
Arch opening rectangular portion at fire place in hot water room	2x2	4-0	-	2-6	40	
do. semicircular portion	2x2	3.28	Area		25	
Rectangular opening in bath rooms verandah	2x2	13-0	-	8-0	416	
Cement plastering as per details below Sft					379	
Total deductions Sft					3531	
Net Total Sft						15878
CEMENT PLASTERING ½" THICK.						
Bath room walls	4 2	24-0	-	3-0	288	
-do-	2	23-7½	-	3-0	142	
Total Sft					430	
DEDUCT FOR:-						
Doors C	6	2-10	-	3-0	51	
Total deductions Sft					51	
Net Total Sft						379
PAINTING THREE COATS.				Coefft		
Doors A	18	3-10½	2¼	8-0	1256	
B	2	2-10	2¼	7-0	89	
C	12	2-10	2¼	6-6	497	
Doors C	10	3-8½	2¼	4-6	375	
Total Sft						2217
PAINTING 2 COATS.						
Beams in Dining room	10	17-0	-	1-6	255	
Tie piece	1	93-0	-	1-4	124	
Principal rafters	2x10	9-9	-	1-9	325	
	2x10	4-9	-	1-0	95	

ESTIMATE FORM—Detail Measurements.

Detail of work.	Number.	Measurements in feet. Length.	Breadth.	Depth.	Area or contents.	Total quantity of each description of work.
1	2	3	4	5	6	7

Name of Taluk.

C.F. 132(c)—1,178—14-16-19.

Name of Work. 16

ESTIMATE FORM—Detail Measurements.

Detail of work.	Number.	Measurements in feet. Length.	Breadth.	Depth.	Area or contents.	Total quantity of each description of work.
1	2	3	4	5	6	7
Principal hip rafters	4	12-6	-	1-10	92	
Purlins	1	201-9	-	1-8	336	
Cleats	24	0-9	-	1-2	21	
Common hip and valley rafters	8	16-6	-	1-3	165	
Common valley rafters (small)	2	13-6	-	1-3	34	
-do-	2	10-3	-	1-3	26	
Common and jack rafters (large)	45	12-9	-	0-9	430	
-do- (small)	95	9-9	-	0-9	695	
Tie beam in kitchen	2	10-0	-	1-4	27	
King posts	2	4-6	-	1-4	12	
Struts	2x2	3-6	-	1-0	14	
Ridge piece	2	20-6	-	1-4	55	
Common hip rafters	2x2	13-0	-	1-3	68	
Common and jack rafters (large)	2x18	10-3		0-9	277	
-do- (small)	2x8	7-3	-	0-9	87	
Common hip rafters in store room	2	17-0		1-5	48	
Common and jack rafters in -do-	2x13	12-9	-	1-1	359	
Verandah posts	14	7-0	-	1-4	131	
Cheek pieces for -do-	2x14	1-3	-	0-3	9	
Breastsummer	1	114-0		1-8	190	
Common hip rafters	2	16-6	-	1-5	47	
Common and jack rafters	65	12-6	-	1-1 1-4	880	
Ridge in bath rooms	1	58-6		1x5	78	
Hip and valley rafters	8	12-3	-	1-3	123 19	
Verandah posts	2	7-0		1-4	~~22~~	
Cheek pieces	2x2	1-3	-	0-3	1	
Breastsummer	1	29-6	-	1-6	44	
Common and jack rafters	95	9-5	-	0-11	836	
Total 831						5903

ESTIMATE FORM—Detail Measurements.

Detail of work.	Number.	Measurements in feet. Length.	Breadth.	Depth.	Area or contents.	Total quantity of each description of work.
1	2	3	4	5	6	7

Name of Taluk.

C.F. 132(a)—1,178—14-10-19.

Name of Work.

17

ESTIMATE FORM—Detail Measurements.

Detail of work.	Number.	Measurements in feet. Length.	Breadth.	Depth.	Area or contents.	Total quantity of each description of work.
1	2	3	4	5	6	7
BRICK HONEY COMB WORKS INCLUDING PLASTERING COMPLETE.						
In Kitchen	4	3-0	-	4-6	54	
In bath room	10	3-0	-	3-6	105	
In fuel room	2	4-0	-	3-6	28	
Total Sft						187
WOODEN REMOVEABLE PARTITIONS WITH NECESSARY FRAMES INCLUDING FIXING AND PAINTING COMPLETE.						
In dining rooms	1	14-10½	-	12-0	179	
Total Sft						179
WOODEN SHELVES WITH NECESSARY BRACKETS INCLUDING FIXING COMPLETE.						
In Store room	2x2	25-0	1-6		150	
Total Sft						150
MANGALORE TILED SUN SHADES WITH NECESSARY BRACKETS INCLUDING PAINTING COMPLETE						
Over windows G in dining room	2	8-0	3-6	-	56	
Total Sft						56
WOODEN GATES WITH NECESSARY PLUGS AND BOLTS INCLUDING PAINTING COMPLETE.						
In open yard	2	8-0	5-0		80	
Total Sft						80
MANGALORE TILED RIDGING.						
Ridge and hips over main building	1	345-0	-	-	345	
Ridge and hips over bath rooms	1	118-0	-	-	118	
Total Rft						463

ESTIMATE FORM—Detail Measurements.

Detail of work.	Number.	Measurements in feet.			Area or contents.	Total quantity of each description of work.
		Length.	Breadth.	Depth.		
1	2	3	4	5	6	7

Name of Taluk.

Name of Work.

C.F. 132(a)—1,173—14-10-19.

18

ESTIMATE FORM—Detail Measurements.

Detail of work.	Number.	Measurements in feet.			Area or contents.	Total quantity of each description of work.
		Length.	Breadth.	Depth.		
1	2	3	4	5	6	7
PROVIDING SINK IN KITCHEN						Nos 2
PROVIDING WASHING PLATFORM IN OPEN YARD						Nos 2
FORMING FIRE PLACE AND FINISHING OF THE CHIMNEYS						Nos 4
WROUGHT IRON WORK FOR TRUSSES						Nos 10
HOISTING THE TRUSSES						Nos 10

ESTIMATE FORM—Detail Measurements.

Detail of work.	Number.	Measurements in feet. Length.	Breadth.	Depth.	Area or contents.	Total quantity of each description of work.
1	2	3	4	5	6	7

Abstract Estimate.

Quantity.	Description of work.	Rate.			Per	Amount.			Total.		
1	2	3			4				6		
		RS.	A.	P.		RS.	A.	P.	RS.	A.	P.
	Vizagapatam ENGINEERING SCHOOL. KITCHEN, DINING AND BATH ROOMS FOR 100 STUDENTS. DRAWING NO. C.A. 50/1921										
11495 Cft	Earthwork: Excavation for foundations	4	8	-	Cft 1000	52	-	-			
3201 Cft	Filling in basement with earth	3	-	-	-do-	10	-	-			
5126 Cft	Concrete broken brick in lime mortar	16	-	-	Cft 100	820	-	-			
4993 Cft	Brick in lime mortar (foundations and basement)	25	-	-	-do-	1248	-	-			
8083 Cft	Brick in lime mortar (Superstructure)	27	-	-	-do-	2182	-	-			
306 Cft	Archwork brick in lime mortar	27	-	-	-do-	83	-	-			
33 Cft	Cut Stone work	1	-	-	Cft	33	-	-			
509.55 Cft	Teak wood wrought and put up	9	-	-	Cft	4586	-	-			
558 Sft	Teak doors panelled with frames and fastenings complete	2	4	-	Sft	1256	-	-			
261 Sft	Teak doors battened with frames and fastenings complete	2	5	-	Sft	604	-	-			
	* Supervision charges at 5 per cent.										
	* Contingencies at about 5 per cent.										

Grand Total Estimate ..

* To be filled in by Salt officers.

Divisional officer (or other countersigning officer to be named).

Sanctioned for 191 –191 .

Signature and designation of the officer submitting this estimate.

Collector (or other sanctioning officer to be named).

Tahsildar or other officer (to be named).

* *Specification.*

District

Taluk

Village No.

Name of Work No.

ESTIMATE ABSTRACT.

Budget head

Main head

Sub-head

Amount of Estimate

Sanction No. and Date.

* To be filled in by Salt officers.

Abstract Estimate.

Quantity.	Description of work.	Rate.			Per	Amount.			Total.		
1	2	3			4				6.		
		RS.	A.	P.		RS.	A.	P.	RS.	A	P.
167 Sft	Teak windows battened ~~with~~ with frames and fastenings complete	2	13	-	Sft	470	-	-			
5997 Sft	Roofing with Mangalore tiles imbedded in lime mortar over flat tiles on teak reepers complete	50	-	-	Sft 100.	2999	-	-			
3201 Sft	Levelling course of concrete 4" thick	6	-	-	-do-	192	-	-			
3585 Sft	Rendering with ½" cement mortar	16	-	-	-do-	574	-	-			
3530 Sft	Gravelling 6" thick watered and well rammed	7	-	-	-do-	247	-	-			
15878 Sft	Plastering with lime mortar two coats	5	-	-	-do-	794	-	-			
379 Sft	Cement plastering ½" thick	12	-	-	-do-	45	-	-			
2217 Sft	Painting three coats	9	-	-	-do-	200	-	-			
5903 Sft	Painting two coats	7	-	-	-do-	413	-	-			
187 Sft	Brick honey comb work including plastering complete.	35	-	-	-do-	65	-	-			
179 Sft	Wooden removeable partitions with necessary frames including fixing and painting complete	-	12	-	Sft	134	-	-			
150 Sft	Wooden shelves with necessary brackets including fixing complete	1	4	-	Sft	188	-	-			
	* Supervision charges at 5 per cent.										
	* Contingencies at about 5 per cent.										
									Grand Total Estimate ..		

* To be filled in by Salt officers.

Divisional officer (or other countersigning officer to be named).

Sanctioned for 191 -191 .

Collector (or other sanctioning officer to be named).

Signature and designation of the officer submitting this estimate.

Tahsildar or other officer (to be named).

* *Specification.*

District

Taluk

Village No.

Name of Work No.

ESTIMATE ABSTRACT.

Budget head

Main head

Sub-head

Amount of Estimate

Sanction No. and Date.

* To be filled in by Salt officers.

Abstract Estimate.

Quantity.	Description of work.	Rate.			Per	Amount.			Total.		
1	2	3			4				6		
		RS.	A.	P.		RS.	A.	P.	RS.	A.	P.
56 Sft	Mangalore tiled sunshades with necessary brackets including painting complete	1	4	-	Sft	70	-	-			
80 Sft	Wooden gates with necessary plugs and bolts including painting complete	3	-	-	Sft	240	-	-			
463 Rft	Mangalore tiled ridging	25	-	-	Rft 100	116	-	-			
2 Nos	Providing sink in kitchen	10	-	-	Each	20	-	-			
2 Nos	Providing washing plat forms in open yards	25	-	-	-do-	50	-	-			
4 Nos	Forming fire place and finishing up the chimneys	10	-	-	-do-	40	-	-			
10 Nos	Wrought iron works for trusses	7	-	-	-do-	70	-	-			
10 Nos	Hoisting the trusses	5	-	-	-do-	50	-	-			
	TOTAL					17851	-	-			
	Contingencies @ 5%		-	-	.	900	-	-			
	Petty Supervision @ 2½%	-	.	.	-	449	-	-			
	Grand Total of Estimate								19200	-	-

Plinth Area = 4410 Sft
cubic Contents = 74,000 Cft
Cost per Sft : Rs 0-4-1·8

* Supervision charges at 5 per cent.

* Contingencies at about 5 per cent.

Grand Total Estimate ..

* To be filled in by Salt officers.

Divisional officer (or other countersigning officer to be named).

Sanctioned for 191 -191 .

Signature and designation of the officer submitting this estimate.

Collector (or other sanctioning officer to be named).

Tahsildar or other officer (to be named).

* *Specification.*

District

Taluk

Village No.

Name of Work No.

ESTIMATE ABSTRACT.

Budget head

Main head

Sub-head

Amount of Estimate

Sanction No. and Date.

To be filled in by Salt officers.

Office Copy

FOR ENGINEERING SCHOOL HOSTEL FOR 50 STUDENTS,
VIZAGAPATAM.

DRAWING NOS C.A. 142 & 143
1921

SCALE ⅛" = 1 Foot.

FOUNDATIONS. A depth of 4'-6" is provided in the quantities, the bottom 1'-6" being of concrete broken stone in lime mortar and the upper 3'-0" being of brick in lime mortar. The required depth and width of foundation to be settled locally according to the nature of soil ~~hmx~~ by the Superintending Engineer.

BASEMENT. The basement to be 2'-6" high and to be of brick in lime mortar.

SUPERSTRUCTURE. All walls in ground and first floors to be built with brick in lime mortar according to the thicknesses shown upon the drawings.

CUTSTONE WORK. Templates under girders, trusses and R.S.J lintels and lintels over windows to be of cutstone fine dressed.

WOOD WORK. To be of well seasoned Burmah teak, free from all defects.

DOORS AND WINDOWS. Generally to be of well season Burmah teak free from all defects according to the lettered description on the drawings.

ROLLED STEEL GIRDERS. Rolled Steel girders to be of British make (Dorman & Long) Section. If not availa they may be of Tata's section.

ROOFING. Roofs will be of Mangalore tiles

57

tiles imbedded in lime mortar over flat tiles on teak reepers.

FLOORING. GROUND FLOOR.

The floors of all rooms and passage in ground floor to be rendered with 3/4" Cement over a bed of concrete 4" thick.

FIRST FLOOR.

The floors of all rooms and passage in first floor to be rendered with ¾" cement over reduced Madras terrace consisting of brick on edge, 3" concrete, one course of flat tiles and bottom lime plastered.

FINISHING. All internal and external walls to be plastered with 2 coats of lime plaster.

All doors, windows and girders to be painted 3 coats and roof timbers two coats of approved paint.

MISCELLANEOUS.

Provision is also made in the estimate for the following items.

(1) Teak wood stair case.
(2) Teak hand rails
(3) Mangalore tiled sun-shades
(4) ¾" Plank ceilings to projecting eaves with brackets
(5) Incasing the R.S.J. lintels
(6) Brickmogge partitions.

(sd). W. H. Nicholls.
27.6.21.

F.R.I.B.A.
Consulting Architect to Government of Madras.

21/6/21

named

VIZAGAPATAM, ENGINEERING SCHOOL.

HOSTEL FOR 50 STUDENTS.

SCALE $\frac{1}{8}$" = 1 FOOT. DRAWING NO. C.A. 142 & 143 1921

Details of work.	No.	Measurement in feet. Length.	Breadth.	Depth.	Area or contents.	Total quantity of each description of work.
EARTH WORK:- EXCAVATION FOR FOUNDATIONS.						
Main wall all round	1	309-0	5-0	4-6	6953	
Extra thickness in Loggia	2	11-0	1-1½	4-6	111	
Passage walls	2	103-9	5-0	4-6	4669	
Cross walls between Loggia and 3 Students rooms	2x2	13-4½	5-0	4-6	1204	
Cross walls of single Students rooms	8	13-4½	5-0	4-6	2408	
Extra thickness in -do-	8	5-0	1-6	4-6	270	
Front wall of single students rooms	4	2-0	5-0	4-6	180	
Cross walls of passage	2	4-0	5-0	4-6	180	
Cross wall between night urinal and stair case rooms	1	13-0	4-6	4-6	263	
Steps in front and rear	2	20-0	4-6	1-0	180	
-do- at passage	2	15-0	4-6	1-0	135	
Total Cft						16553
FILLING IN BASEMENT WITH EARTH.						
Loggia	2	14-1½	15-2½	2-0	858	
Passage	1	102-9	7-1½	2-0	1464	
3 Students rooms	7	16-3½	16-3½	2-0	3725	
Single students rooms	4	8-1½	11-1½	2-0	723	
Stair case room	1	16-1½	9-7½	2-0	310	
Night urinal room	1	16-1½	5-2½	2-0	167	
Front verandah of single Students rooms	4	5-1½	3-3½	2-0	136	
Total Cft						7383

C.F.132—52,507—23-9.14

DETAILED ESTIMATE

District — Taluk

Village and Survey No. — Date and cost of original construction.

Name and Number of work — Date and cost of last repairs

Details of work.	No.	Measurement in feet. Length.	Breadth.	Depth.	Area or contents.	Total quantity of each description of work.
Concrete broken brick in Lime Morter.						59
Main wall all round	1	309-0	5-0	1-6	2318	
Extra thickness in Loggia	2	11-0	1-1½	1-6	37	
Passage walls	2	103-9	5-0	1-6	1556	
Cross walls between Loggia and 3 Students rooms	4	13-4½	5-0	1-6	401	
Cross walls of Single Students rooms	8	13-4½	5-0	1-6	803	
Extra thickness in -do-	8	5-0	1-6	1-6	90	
Front wall of single Students rooms	4	2-0	5-0	1-6	60	
Cross walls of passage	2	4-0	5-0	1-6	60	
Cross wall between Night urinal and stair case room	1	13-0	4-6	1-6	88	
Steps in front and rear	2	20-0	4-6	1-0	180	
-do- @ passage	2	15-0	4-6	1-0	135	
Total Cft						5728
BRICK IN LIME MORTAR (FOUNDATIONS & BASEMENT)						
1st FOOTING.						
Main wall all round	1	309-0	3-0	0-6	464	
Extra thickness in Loggia	4	13-0	1-1½	0-6	29	
Passage walls	2	105-9	3-0	0-6	317	
Cross walls between Loggia and 3 Students room	4	15-4½	3-0	0-6	92	
Cross walls of Single Students rooms	8	15-4½	3-0	0-6	185	
Extra thickness in -do-	8	5-0	1-6	0-6	30	
Front wall of single students rooms	4	4-0	3-0	0-6	24	
Cross walls of passage	2	6-0	3-0	0-6	18	
Cross wall between Night urinal and staircase room	1	15-0	2-7½	0-6	20	

C.F.132—52,507—23-9.14

DETAILED ESTIMATE

District

Taluk

Village and Survey No.

Date and cost of original construction.

Name and Number of work

Date and cost of last repairs

Details of work.	No.	Measurement in feet.			Area or contents.	Total quantity of each description of work.
		Length.	Breadth.	Depth.		
2nd FOOTING.						
Main wall all round	1	309-0	2-7½	0-6	406	
Extra thickness in Loggia	4	13-4½	1-1½	0-6	30	
Passage walls	2	106-1½	2-7½	0-6	279	
Cross walls between Loggia and 3 Students room	4	15-9	2-7½	0-6	83	
Cross wall of single students rooms	8	15-9	2-7½	0-6	165	
Extra thickness in -do-	8	5-0	1-6	0-6	30	
Front wall of single students rooms	4	4-4½	2-7½	0-6	23	
Cross walls of passage	2	6-4½	2-7½	0-6	17	
Cross wall between night urinal and staircase room	1	15-4½	2-3	0-6	17	
3 rd FOOTING.						
Main wall all round	1	309-0	2-3	0-6	348	
Extra thickness in Loggia	4	13-9	1-1½	0-6	31	
Passage walls	2	106-6	2-3	0-6	240	
Cross wall between Loggia and 3 Students room	4	16-1½	2-3	0-6	73	
Cross walls of Single Students rooms	8	16-1½	2-3	0-6	145	
Extra thickness in -do-	8	5-0	1-6	0-6	30	
Front wall of Single students room	4	4-9	2-3	0-6	21	
Cross walls of passage	2	6-9	2-3	0-6	15	
Cross wall between night urinal and staircase room	1	15-9	1-10½	0-6	15	
4th FOOTING.						
Main wall all round	1	309-0	2-3	1-6	1043	
Extra thickness in Loggia	4	14-1½	1-1½	1-6	95	
Passage walls	2	106-6	1-10½	1-6	599	
Cross walls between Loggia and 3 students room	4	16-3½	1-10½	1-6	184	
Cross walls of single students room	8	16-3½	1-10½	1-6	367	

C.F.132—52,507—23-9.14

DETAILED ESTIMATE

District — Taluk

Village and Survey No. — Date and cost of original construction.

Name and Number of work — Date and cost of last repairs

Details of work.	No.	Measurement in feet. Length.	Breadth.	Depth.	Area or contents.	Total quantity of each description of work.
Extra thickness in -do-	8	5-0	1-6	1-6	90	
Front wall of single students room	4	5-1½	1-10½	1-6	58	
Cross walls of passage	2	7-1½	1-10½	1-6	40	
Cross wall between night urinal and staircase room	1	16-1½	1-6	1-6	36	
BASEMENT.						
Main wall all round	1	309-0	2-3	2-6	1738	
Extra thickness in Loggia	4	14-1½	1-1½	2-6	159	
Passage walls	2	106-6	1-10½	2-6	998	
Cross wall between Loggia and 3 Students room	4	16-3½	1-10½	2-6	306	
Cross walls of single students room	8	16-3½	1-10½	2-6	612	
Extra thickness in -do-	8	5-0	1-6	2-6	150	
Front wall of single students rooms	4	5-1½	1-10½	2-6	96	
Cross walls of passage	2	7-1½	1-10½	2-6	67	
Cross wall between night urinal and staircase room	1	16-1½	1-6	2-6	60	
Steps in front and rear	2	85.00 (Vol)			170	
-do- @ passage	2	30.00 (Vol)			120	
Total Cft						10235
BRICK IN LIME MORTAR (SUPERSTRUCTURE)						
GROUND FLOOR.						
Main wall all round	1	306-0	1-6	13-0	5967	
Pilasters @ corners	4	7-7½	0-4½	13-0	149	
-do- @ Loggia	4	6-7½	0-4½	13-0	129	
Passage walls	2	106-6	1-6	13-0	4154	
Cross wall between Loggia and 3 Students rooms	4	16-6	1-6	13-0	1287	

C.F.132—52,507—23-9.14

DETAILED ESTIMATE

District — Taluk

Village and Survey No. — Date and cost of original construction.

Name and Number of work — Date and cost of last repairs

Details of work.	No.	Measurement in feet. Length.	Breadth.	Depth.	Area or contents.	Total quantity of each description of work.
Cross walls of single students rooms	8	16-6	1-6	13-0	2574	
Extra thickness in -do-	8	5-0	1-6	13-0	780	
Front portion as a block	4	5-6	5-0	13-0	1430	
Cross walls of passage	2	7-6	1-6	13-0	293	
Cross wall between night urinal and staircase rooms	1	16-6	1-6	13-0	322	
Total Cft					1,70,85	
DEDUCT FOR:-						
Doors A	11	3-10½	1-6	8-0	512	
Windows B	4	4-6	1-6	5-0	135	
-do- C	20	3-8½	1-6	5-0	556	
Doors D	2	5-2½	1-6	8-0	125	
-do- E	1	3-10½	1-1½	7-0	31	
Rectangular opening in Loggia	2	14-6	1-6	11-0	479	
-do- in passage walls	2	10-0	1-6	10-0	300	
Arch opening rectangular portion in stair case room	1	7-6	1-6	5-3	59	
-do- semicircular portion	1	22.08	Area	1-6	33	
Arch opening rectangular portion in front of single students rooms	4	5-6	5-0	8-0	880	
-do- semicircular portion	4	11.87	Area	5-0	237	
Archway rectangular portion in 3 students room	8	3-6	1-6	7-9	326	
-do- semicircular portion	8	4.82	Area	1-6	58	
Archway rectangular portion @ ends of passage	2	7-6	1-6	7-0	158	
-do- semicircular portion	2	22.08	Area	1-6	66	
Fan light semicircular portion	2	10.82	Area	1-6	32	

C.F.132—52,507—23-9.14

DETAILED ESTIMATE

District — Taluk

Village and Survey No. — Date and cost of original construction.

Name and Number of work — Date and cost of last repairs

Details of work.	No.	Measurement in feet. Length.	Breadth.	Depth.	Area or contents.	Total quantity of each description of work.
Archwork brick in lime mortar as per details below Cft					827	
Cutstone work as per details below cft					29	
Total deductions cft					4843	
Net Total Cft						12,242
BRICK IN LIME MORTAR (SUPER-STRUCTURE)						
First Floor.						
Main wall all round	1	304-6	1-1½	11-0	3768	
Extra thickness all round	1	266-6	0-4½	3-0	300	
Pilasters @ corners	4	7-7½	0-4½	3-0	34	
-do- at Loggia	4	6-7½	0-4½	3-0	30	
Passage wall	2	106-6	1-1½	11-0	2636	
-do- trapezoidal portion	2	89-6	1-1½	9-0	1812	
Cross walls of 3 students rooms	12	16-10½	1-1½	15-6	3531	
Cross wall between staircase and store rooms	1	16-8½	1-1½	14-6	272	
Total Cft					12383	
DEDUCT FOR:-						
Doors A	11	3-10½	1-1½	8-0	384	
Windows B	4	4-6	1-1½	5-0	101	
-do- C	20	3-8½	1-1½	5-0	417	
Door E	1	3-10½	1-1½	7-0	31	
Rectangular opening in Loggia	2	15-3	1-1½	8-0	275	
-do- in passage walls	2	10-0	1-1½	8-0	180	
-do- @ passage ends	2	7-6	1-1½	8-0	135	
-do- in staircase room	1	7-0	1-1½	8-0	63	
Archwork brick in lime mortar as per details below cft					76	

C.F.132—52,507—23-9.14

DETAILED ESTIMATE

District — Taluk

Village and Survey No. — Date and cost of original construction.

Name and Number of work — Date and cost of last repairs

Details of work.	No.	Measurement in feet. Length.	Breadth.	Depth.	Area or contents.	Total quantity of each description of work.
Cutstone work as per details below cft					104	
Total deductions cft					1766	
Net Total Cft						10617
ARCHWORK BRICK IN LIME MORTAR.						
GROUND FLOOR.						
Over doors	A 11	5-0	1-6	1-6	124	
Over windows	B 4	5-7½	1-6	1-6	51	
Over windows	C 20	4-5	1-6	1-6	191	
Over door	D 2	10-9	1-6	1-6	48	
-do-	E 1	5-0	1-1½	1-6	8	
Arch opening in stair case room	1	14-3	1-6	1-6	32	
-do- in front of single students room	4	11-0	5-0	0-9	165	
Arch opening in 8 Students room	8	8-0	1-6	1-6	144	
-do- @ passage ends	2	14-3	1-6	1-6	64	
Total Cft						827
ARCHWORK BRICK IN LIME MORTAR.						
FIRST FLOOR.						
Over doors	A 11	5-0	1-1½	1-1½	70	
-do-	E 1	5-0	1-1½	1-1½	6	
Total Cft						76
BRICK PILLARS 2'-7½" square WITH NECESSARY BOND STONES, BASES & CAPS INCLUDING PLASTERING COMPLETE.						
In Loggia	4	21-0	-	-	84	
Total Rft						84
BRICK MOULDING CORNICE INCLUDING PLASTERING COMPLETE						
At plinth all round	1	319-6	-	-	320	
Total Rft						320

C.F.132—52,507—23-9-14.

DETAILED ESTIMATE.

District — Taluk

Village and Survey No. — Date and cost of original construction.

Name and Number of work — Date and cost of last repairs

Details of work.	No.	Measurement in feet. Length.	Breadth.	Depth.	Area or contents.	Total quantity of each description of work.
PLASTER ARCHITRAVE MOULDINGS INCLUDING FINISHING COMPLETE.						
At eaves all round	1	310-0	-	-	310	
Total Rft						310
BAND CORNICE INCLUDING PLASTERING COMPLETE						
All round building	1	385-0	-	-	385	
Total Rft						385
CUTSTONE WORK						
C.F. Templates under girders	16	1-6	1-6	0-6	20	
-do- R.S.J. lintels	8	1-6	1-6	0-6	9	
F.F. Templates under trusses	12	1-6	1-1½	0-6	10	
-do- diagonal trusses	8	2-0	1-1½	0-6	9	
Lintels over window B	4	6-0	1-1½	0-6	14	
-do- C	20	5-3	1-1½	0-6	59	
Templates under R.S.J. lintels	14	1-6	1-1½	0-6	12	
Total Cft						133
ROLLED STEEL GIRDERS INCLUDING MOLDING & SETTING.						
C.F. R.S.J in 3 students rooms (16" x 5")	7	19-0	x	42 lbs	5586	
" Loggia (12"x5")	2	17-0	x	32	1088	
Lintels over openings in Loggia (5" x 3")	2x2	16-6	x	11	726	
-do- in passage walls (7"x4")	2x2	12-0	x	16	768	
Lintels over doors A (4" x 3")	2x7	8-0	x	9½	798	
F.F. Lintels over openings in Loggia (5" x 3")	2x2	17-3	x	11	759	
Lintels over openings in passage walls (7" x4")	2x2	12-0	x	16	768	

C.F.132—52,507—23-9-14.

DETAILED ESTIMATE.

District | Taluk

Village and Survey No. | Date and cost of original construction

Name and Number of work | Date and cost of last repairs

Details of work.	No.	Measurement in feet.			Area or contents.	Total quantity of each description of work.
		Length.	Breadth.	Depth.		

Details of work.	No.	Measurement in feet.			Area or contents.	Total quantity of each description of work.
9		Length.	Breadth.	Depth.		
Lintels over openings ~~do~~ @ passage ends (5" x 3")	2x2	9-6	x	11	418	6b
-do- at staircase room (5" x 3")	2	9-0	x	11	198	
Total lbs					11109	or 4.96 Tons
TEAKWOOD WROUGHT AND PUT UP						
G.F. Joists in 3 Students rooms	7x10	18-3	0-2	0-7	124.20	
-do- in single students rooms	4x7	10-0	0-2½	0-8	38.89	
-do- in Loggia	2x9	18-3	0-2	0-7	31.94	
-do- in night urinal room	10	7-0	0-2	0-5½	5.35	
-do- in staircase landing	6	5-9	0-2	0-5½	2.64	
" in passage	67	9-0	0-2	0-7	58.63	
F.F. TRUSSES.						
Tie beams	6	19-0	0-5	0-7	27.71	
Principal rafters	6	20-6	0-5	0-8	34.17	
Struts	6	9-0	0-5	0-8	15.00	
Tie beam for diagonal trusses	4	26-6	0-5	0-8	28.89	
Principal rafters	8	13-6	0-5	0-7	26.25	
Struts	8	7-6	0-5	0-6	12.50	
Principal hip rafters	4	27-6	0-5	0-10	38.19	
Purlins in 3 students single student Loggia etc	1	495-0	0-4	0-7	96.25	
Cleats to purlins	28	0-9	0-4	0-6	3.50	
Wall plates	1	475-0	0-3	0-4	39.58	
Common hip rafters	4	39-0	0-3	0-6	19.50	
Common & jack rafters	156	29-3	0-2	0-4½	285.19	
Collar pieces	42	7-0	0-2	0-3½	14.29	
Brackets for ceilings	103	3-0	0-4	0-3	25.75	

C.F.132—52,507—23-9-14.

DETAILED ESTIMATE.

District — Taluk

Village and Survey No. — Date and cost of original construction.

Name and Number of work — Date and cost of last repairs

Details of work.	No.	Measurement in feet.			Area or contents.	Total quantity of each description of work.
		Length.	Breadth.	Depth.		

Details of work.	No.	Measurement in feet.			Area or contents.	Total quantity of each description of work.
		Length.	Breadth.	Depth.		
Brackets @ corners	4	5-0	0-4	0-3	1.67	
Bearers & for -do-	214	3-9	0-2	0-4	44.58	
Sprocket pieces	214	0-9	0-2	0-3	6.69	
Filling board	1	338-0	0-2½	0-4	7.04	
Total Cft						988.40
TEAK MAIN STAIRCASE WITH NECESSARY SUPPORTS & HAND RAILS INCLUDING WAX-POLISHING COMPLETE						
Main stairs	1	40-6	4-0	-	162	
Total sft						162
TEAK HAND RAILS 3' HIGH INCLUDING PAINTING COMPLETE.						
F.F. At openings of Loggia	2	10-0	-	-	20	
At passage end openings	2	7-6	-	-	15	
Total Rft						35
TEAK HAND RAILS INCLUDING WAX POLISHING COMPLETE						
At staircase landing	1	6-0			6	
Total Rft						6
TEAK DOORS PANELLED WITH FRAMES & FASTENINGS COMPLETE						
Doors A	22	3-10½	-	8-0	682	
Total sft						682
TEAK DOORS 1/3 PANELLED AND 2/3 GLAZED WITH SEMI CIRCULAR FAN LIGHT INCLUDING FRAMES AND FASTENINGS COMPLETE						
Doors D	2	5-2½		8-0	83	
Total sft						83
TEAK DOORS BATTENED WITH FRAMES AND FASTENINGS COMPLETE						
Doors E	3	3-10½	-	7-0	81	
Total sft						81

C.F.132—52,507—23-9-14.

DETAILED ESTIMATE.

District — Taluk

Village and Survey No. — Date and cost of original construction.

Name and Number of work — Date and cost of last repairs

Details of work.	No.	Measurement in feet. Length.	Breadth.	Depth.	Area or contents.	Total quantity of each description of work.

Details of work.	No.	Measurement in feet. Length.	Breadth.	Depth.	Area or contents.	Total quantity of each description of work.
TEAK WINDOWS BATTENED WITH IRON BARS INCLUDING FRAMES & FASTENINGS COMPLETE						68
Windows -- B	8	4-6	-	5-0	180	
-do- -- C	40	3-8½	-	5-0	742	
Total sft						922
ROOFING WITH MANGALORE TILES IMBEDDED IN LIME MORTAR OVER FLAT TILES ON TEAK REEPERS COMPLETE						
Over rooms	2	114-9	29-0	-	6656	
Total sft						6656
MANGALORE TILED SUNSHADES WITH NECESSARY SUPPORTS & PAINTING COMPLETE						
G.F. Over windows B	4	8-0	3-6	-	112	
-do- C	8	15-0	3-6	-	420	
Total sft						532
¾" Plank CEILING TO EAVES INCLUDING FIXING AND PAINTING COMPLETE						
Eaves all round	1	321-0	3-0	-	963	
Total sft						963
LEVELLING COURSE OF CONCRETE 4" THICK						
Loggia	2	14-1½	15-2½	-	429	
Passage	1	102-9	7-1½	-	732	
3 Students rooms	7	16-3½	16-3½	-	1863	
Single students rooms	4	8-1½	11-1½	-	362	
Staircase room	1	16-1½	9-7½	-	155	
Night urinal room	1	16-1½	5-2½	-	84	
Front verandah of single students rooms	4	5-7½	3-3½	-	74	
Total sft						3699

C.F.132—52,507—23-9-14.

DETAILED ESTIMATE.

District — Taluk

Village and Survey No. — Date and cost of original construction

Name and Number of work — Date and cost of last repairs

Details of work.	No.	Measurement in feet. Length.	Breadth.	Depth.	Area or contents.	Total quantity of each description of work.
TERRACE FLOORING WITH BRICK ON EDGE 3" CONCRETE ONE COURSE OF FLAT TILES AND BOTTOM LIME PLASTERED						
3 Students rooms	7	16-8½	16-10½	-	1971	
Loggia	2	15-3	16-10½	-	515	
Single students rooms	4	8-10½	16-10½	-	599	
Passage	1	106-6	7-6	-	799	
Store room	1	16-8½	5-4½	-	90	
Staircase landing	1	10-4½	3-9	-	39	
Total sft						4013
RENDERING WITH ¼" PORTLAND CEMENT.						
C.F. 3 Students rooms	7	16-6	16-6	-	1906	
Loggia	2	14-6	16-6	-	479	
Single students rooms	4	8-6	11-6	-	391	
Passage	1	103-6	7-6	-	776	
Staircase room	1	16-6	10-0	-	165	
Night urinal room	1	16-6	5-4½	-	89	
Front verandah of single students rooms	4	5-6	5-0	-	110	
Cills of doors A	11	3-10½	1-1½	-	46	
-do- D	2	5-2½	1-1½	-	12	
Cills of openings	1	99-6	1-6	-	149	
F.F. 3 Students rooms	7	16-8½	16-10½	-	1971	
Loggia	2	15-3	16-10½	-	515	
Single students rooms	4	8-10½	16-10½	-	599	
Passage	1	106-6	7-6	-	799	
Store room	1	16-8½	5-4½	-	90	
Staircase landing	1	10-4½	3-9	-	39	
Cills of doors A	11	3-10½	0-9	-	32	
Cills of openings	1	72-6	1-1½	-	82	
Total sft						8252

69

C.F.132—52,507—23-9-14.

DETAILED ESTIMATE.

District — Taluk

Village and Survey No. — Date and cost of original construction

Name and Number of work — Date and cost of last repairs

Details of work.	No.	Measurement in feet.			Area or contents.	Total quantity of each description of work.
		Length.	Breadth.	Depth.		

Details of work.	No.	Measurement in feet.			Area or contents.	Total quantity of each description of work.
		Length.	Breadth.	Depth.		
PAVING WITH CUDDAPAH SLABS OVER ½" LIME MORTAR AND POINTING WITH CEMENT.						70
Over steps	1	264-0	1-2	-	308	
Total sft						308
PLASTERING WITH TWO COATS OF LIME MORTAR.						
X G.F. 3 Students rooms	7	66-0	-	12-3	5650	
Single students rooms	4	40-0	-	12-3	1960	
Loggia	2	62-0	-	12-3	1519	
Staircase room	1	53-0	-	13-0	689	
Night urinal room	1	43-9	-	12-3	536	
Passage	1	222-0		12-3	2720	
Cross walls in -do-	2x2	7-6	-	12-3	368	
Front wall of single students room	4	223.00 Area			892	
Sides and soffit of Doors A	11	20-0	1-1½		248	
Sides, soffits and cills of windows B	4	19-0	1-1½	-	86	
-do- C	20	17-6	1-1½	-	394	
Sides and soffit of Doors D	2	26-9	1-1½	-	60	
-do- E	1	18-0	1-1½		20	
Sides of openings in Loggia	2x2	12-3	1-6		74	
-do- in passage walls	2x2	10-0	1-6	-	60	
Sides & soffits of arch opening in staircase room	1	22-3	1-6	-	33	
Sides and soffits of arch openings in front of single students rooms	4	24-9	5-0	-	495	
Sides and soffit of arch openings in 3 Students rooms	8	21-0	1-6	-	252	
Sides and soffit of arch opening @ ends of passage	2	25-9	1-6	-	77	

C.F.132—52,507—23-9-14.

DETAILED ESTIMATE.

District | Taluk

Village and Survey No. | Date and cost of original construction.

Name and Number of work | Date and cost of last repairs

Details of work.	No.	Measurement in feet.			Area or contents.	Total quantity of each description of work.
		Length.	Breadth.	Depth.		

Details of work.	No.	Measurement in feet.			Area or contents.	Total quantity of each description of work.
		Length.	Breadth.	Depth.		
Exterior wall all round	1	318-0	-	13-0	4134	71
Basement all round	1	318-0	-	2-6	795	
Sides of steps	1	40.00 Area			40	
Total sq ft					21112	
DEDUCT FOR:-						
Doors A	2x11	3-10½	-	8-0	682	
Windows B	2x4	4-6	-	5-0	180	
-do- C	2x20	3-8½	-	5-0	742	
Doors D	2x2	5-2½	-	8-0	167	
Rectangular opening in Loggia	2x2	14-6	-	11-0	638	
-do- in passage walls	2x2	10-0	-	10-0	400	
Arch opening rectangular portion in staircase room	2x1	7-6	-	5-3	79	
-do- semicircular portion	2x1	22.08 Area			44	
Arch opening rectangular portion in front of single students rooms	4	5-6	-	8-0	176	
-do- semicircular portion	4	11.87 Area			47	
Archway rectangular portion in 3 students rooms	8	3-6	-	7-9	217	
-do- semicircular portion	8	4.82 Area			39	
Archway rectangular portion @ ends of passage	2x2	7-6	-	7-0	210	
-do- semicircular portion	2x2	22.08 Area			88	
Fan light semicircular portion	2x2	10.82 Area			43	
Total deductions sft					3752	
Net Total sft					17360	
FIRST FLOOR.						
3 Students rooms	7	67-1½	-	11-3	5286	

C.F.132—52,507—23-9-14.

DETAILED ESTIMATE.

District | Taluk

Village and Survey No. | Date and cost of original construction.

Name and Number of work | Date and cost of last repairs

Details of work.	No.	Measurement in feet.			Area or contents.	Total quantity of each description of work.
		Length.	Breadth.	Depth.		

Details of work.	No.	Measurement in feet.			Area or contents.	Total quantity of each description of work.
		Length.	Breadth.	Depth.		
Gable wall	4	16-8½	-	4-9	317	
-do-	10	16-10½	-	4-9	802	
Extra portion (Rectangular)	3	16-8½	-	9-3	463	
Single students rooms	4	51-6	-	11-3	2318	
Extra portions (rectangular)	4	8-10½	-	9-3	328	
Gable wall	8	16-10½	-	4-9	641	
Loggia	2	64-3	-	11-3	1446	
Extra portion (Rectglar)	2	15-3	-	9-3	282	
Gable wall	4	16-10½	-	4-9	321	
Passage	1	300-0	-	11-3	3375	
-do- Trapezoidal portion	2	90-0	-	9-3	1665	
Staircase and store rooms	1	64-10½	-	11-3	730	
Gable wall	2	15-9	-	4-9	150	
Extra portion (Rectglar)	1	16-8½	-	9-3	154	
Cross wall	2	16-8½	-	15-0	501	
Sides and soffits of doors A	11	20-0	0-9	-	165	
Sides, soffits and cills of windows B	4	19-0	0-9	-	57	
-do- C	20	17-0	0-9	-	255	
Sides and soffits of door E	1	18-0	0-9	-	14	
Sides of openings in Loggia	2x2	8-0	1-1½	-	36	
-do- in passage walls	2x2	8-0	1-1½	-	36	
-do- @ passage ends	2x2	8-0	1-1½	-	36	
-do- in staircase room	2	8-0	1-1½	-	18	
Exterior wall all round	1	315-0	-	11-0	3465	
Total sft					22861	
DEDUCT FOR:-						
Doors A	2x11	3-10½	-	8-0	682	
Windows B	2x4	4-6	-	5-0	180	
-do- C	2x20	3-8½	-	5-0	742	
Door E	2x1	3-10½	-	7-0	54	

C.F.132—52,507—23-9-14.

DETAILED ESTIMATE.

District — Taluk

Village and Survey No. — Date and cost of original construction.

Name and Number of work — Date and cost of last repairs

Details of work.	No.	Measurement in feet. Length.	Breadth.	Depth.	Area or contents.	Total quantity of each description of work.

16

Details of work.	No.	Measurement in feet. Length.	Breadth.	Depth.	Area or contents.	Total quantity of each description of work.
Rectangular opening in Loggia	2x2	15-2	-	8-0	486	
-do- in passage walls	2x2	10-0	-	8-0	320	
-do- @ passage ends	2x2	7-6	-	8-0	240	
-do- in staircase room	2x1	7-0	-	8-0	112	
Total deductions sft					2819	
Net Total sft					20043	
Total for ground and first floors Sft						37403
PAINTING THREE COATS.						
Doors A	22	3-10½	Coefft 2¼	8-0	1535	
Windows B	8	4-6	2⅜	5-0	495	
-do- C	40	3-8½	2⅜	5-0	2040	
Doors D	2	5-2½	1⅜	8-0	146	
-do- E	3	3-10½	2¼	7-0	183	
R.C.J. in 3 students rooms	7	19-0	-	4-2	554	
-do- Loggia	2	17-0	-	3-8	125	
Total Sft						5076
PAINTING TWO COATS.						
C.F. Joists in 3 Students rooms	7x10	16-3	-	1-4	1703	
" Single students rooms	4x7	10-0	-	1-6½	432	
" Loggia	2x9	18-3	-	1-4	439	
" Night urinal rooms	10	7-0	-	1-1	76	
Joists in staircase landing	6	5-9	-	1-1	37	
-do- passage	67	9-0	-	1-4	804	
F.F. Tie beams	6	19-0	-	2-0	228	
Principal rafters	6	20-3	-	1-9	215	
Struts	6	9-0	-	2-2	117	
Tie beam for diagonal trusses	4	26-0	-	2-2	225	
Principal rafters	8	13-6	-	1-7	171	
Struts	8	7-6	-	1-10	110	

C.F.132—52,507—23-9-14.

DETAILED ESTIMATE.

District — Taluk

Village and Survey No. — Date and cost of original construction.

Name and Number of work — Date and cost of last repairs

Details of work.	No.	Measurement in feet. Length.	Breadth.	Depth.	Area or contents.	Total quantity of each description of work.

Details of work. 17	No.	Measurement in feet. Length.	Breadth.	Depth.	Area or contents.	Total quantity of each description of work.
Principal hip rafters	4	27-6	-	2-1	229	74
Purlins in 3 Students Single students and Loggia etc	1	295-0	-	1-6	743 82	
Cleats to purlins	88	0-9	-	1-4	112	
Common hip rafters	4	39-0	-	1-3	195	
Common & jack rafters	156	29-3	-	0-11	4185	
Collar pieces	42	7-0	-	0-11	270	
Total sft						10204
INCASING THE R.S.J. LINTELS WITH WIRE NETTING AND CEMENT CONCRETE INCLUDING PLASTERING COMPLETE.						
G.F. Lintel over openings in Loggia	2	16-6	-	-	33	
-do- in passage walls	2	12-0	-	-	24	
F.F. Lintel over openings in Loggia	2	17-3			35	
Lintel over openings in passage walls	2	12-0			24	
-do- @ passage ends	2	9-6	-	-	19	
-do- @ staircase rooms	1	9-0	-		9	
Total Rft						144
WROUGHT IRON WORKS FOR TRUSSES						10 Nos.
HOISTING & SETTING THE TRUSSES						10 Nos.
BRICKNOGGED PARTITIONS WITH NECESSARY FRAMES INCLUDING PLASTERING COMPLETE						
In Night urinal rooms	1	5-4½	-	8-0	43	
-do-	1	9-4½	-	8-0	75	
Total sft					118	
DEDUCT FOR:-						
Door E	1	3-10½	-	7-0	27	
Total deductions					27	
Net Total Sft						91

C.F.132—52,507—23-9-14.

DETAILED ESTIMATE.

District — Taluk

Village and Survey No. — Date and cost of original construction.

Name and Number of work — Date and cost of last repairs

Details of work.	No.	Measurement in feet.			Area or contents.	Total quantity of each description of work.
		Length.	Breadth.	Depth.		

Details of work.	No.	Measurement in feet.			Area or contents.	Total quantity of each description of work.
		Length.	Breadth.	Depth.		
MANGALORE RIDGE TILING.						
For ridge	1	33-0	-	-	33	
Hips	4	39-0	-	-	156	
Total Rft						219

C.F. 132—3-15.

DETAILED ESTIMATE.

District — Taluk

Village and Survey No. — Date and cost of original construction.

Name and Number of work — Date and cost of last repairs

Details of work.	No.	Measurement in feet. Length.	Breadth.	Depth.	Area or contents.	Total quantity of each description of work.

Abstract Estimate.

Tentative

Quantity.	Description of work.	Rate. Rs.	A.	P.	Per	Amount. Rs.	A.	P.	Total. Rs.	A.	P.
1	2	3			4				6		
	VIZAGAPATAM ENGINEERING SCHOOL.										
	HOSTEL FOR 50 STUDENTS.										
	DRAWING NOS C.A. 142 & 143 1921										
16,553 cft	Earth work- Excavation for foundations	4	8		Cft 1000	74	-	-			
7,383 cft	Filling in basement with earth	3	-	-	Cft 1000	22	-	-			
5728 cft	Concrete broken brick in lime mortar	16	-	-	Cft 100	916	-	-			
10235 cft	Brick in lime mortar (Foundations and basement)	25	-	-	-do-	2559	-	-			
12243 Cft	Brick in lime mortar Superstructure (Ground floor)	27	-	-	-do-	3306	-	-			
10617 Cft	Brick in lime mortar Superstructure (First floor)	29	-	-	-do-	3079	-	-			
827 Cft	Archwork brick in lime mortar (Ground floor)	27	-	-	-do-	223	-	-			
76 Cft	Archwork brick in lime mortar (First floor)	29	-	-	-do-	22	-	-			
84 Rft	Brick pillars 2'-7½" square with necessary bond stones bases and caps including plastering complete	3	-	-	Rft	252	-	-			
320 Rft	Brick moulding cornice including plastering complete	-	5	-	Rft	100	-	-			
	* Supervision charges at 5 per cent.										
	* Contingencies at about 5 per cent.										
	Grand Total Estimate ..										

* To be filled in by Salt officers.

Divisional officer (or other countersigning officer to be named).

Sanctioned for 191 -191 .

Signature and designation of the officer submitting this estimate.

Collector (or other sanctioning officer to be named).

Tahsildar or other officer (to be named).

* *Specification.*

District

Taluk

Village No.

Name of Work No.

ESTIMATE ABSTRACT.

Budget head

Main head

Sub-head

Amount of Estimate

Sanction No. and Date.

*To be filled in by Salt officers.

20

Abstract Estimate.

Quantity.	Description of work.	Rate.			Per	Amount.			Total.		
1	2	3			4				6		
		RS.	A.	P.		RS.	A.	P.	RS.	A.	P.
310 Rft	Plaster architrave mouldings including finishing complete	-	6	-	Rft	116	-	-			
385 Rft	Band cornice including plastering complete	-	3	-	Rft	72	-	-			
133 Cft	Cutstone work	1	-	-	Cft	133	-	-			
4.96 Ton	Rolled steel girders including hoisting and setting	415	-	-	Ton	2058	-	-			
988.4 Cft	Teak wood wrought and put up	9	-	-	Cft	8895	-	-			
162 Sft	Teak main staircase with necessary supports and hand rails including wax-polishing complete	4	8	-	Sft	729	-	-			
35 Rft	Teak hand rails 3' high including painting complete	1	4	-	Rft	44	-	-			
6 Rft	Teak hand rails including wax polishing complete	1	6	-	Rft	8	-	-			
682 Sft	Teak doors panelled with frames and fastenings complete	2	4	-	Sft	1534	-	-			
83 Sft	Teak doors 1/3 panelled and & 2/3 glazed with semi-circular fan light including frames and fastenings complete	2	8	-	Sft	208	-	-			
81 Sft	Teak doors battened with frames and fastenings complete	2	5	-	Sft	187	-	-			
922 Sft	Teak windows battened with iron bars including frames and fastenings complete	3	4	-	Sft	2997	-	-			
	* Supervision charges at 5 per cent.										
	* Contingencies at about 5 per cent.										
									Grand Total Estimate ..		

* To be filled in by Salt officers.

Divisional officer (or other countersigning officer to be named).

Sanctioned for 191 -191 .

Collector (or other sanctioning officer to be named).

Signature and designation of the officer submitting this estimate.

Tahsildar or other officer (to be named).

* *Specification.*

District

Taluk

Village No.

Name of Work No.

ESTIMATE ABSTRACT.

Budget head

Main head

Sub-head

Amount of Estimate

Sanction No. and Date.

*To be filled in by Salt officers.

Abstract Estimate.

Quantity.	Description of work.	Rate. Rs.	A.	P.	Per	Amount. Rs.	A.	P.	Total. Rs.	A.	P.
1	2	3			4	5			6		
6656 Sft	Roofing with Mangalore tiles imbedded in lime mortar over flat tiles on teak reepers	50	-	-	Sft 100	3328	-	-			
532 Sft	Mangalore tiles sun-shades with necessary supports and painting complete	1	4	-	Sft	665	-	-			
963 Sft	¾" plank ceiling to eaves including fixing and painting complete	75	-	-	Sft 100	722	-	-			
3699 Sft	Levelling course of concrete 4" thick	6	-	-	Sft 100	222	-	-			
4013 Sft	Terrace flooring with brick on edge 3" concrete, one course of flat tiles and bottom lime plastered	40	-	-	Sft 100	1605	-	-			
8252 Sft	Rendering with ¾" Portland cement	16	-	-	Sft 100	1320	-	-			
308 Sft	Paving with Cuddapah slabs over ½" lime mortar and pointing with cement	35	-	-	-do-	108	-	-			
37403 Sft	Plastering with two coats of lime mortar	5	-	-	-do-	1870	-	-			
5078 sft	Painting three coats	9	-	-	-do-	457					
10204 Sft	Painting two coats	7	-	-	-do-	714					
144 Rft	Incasing the R.S.J. lintels with wire netting and cement concrete including plastering complete	1	8	-	Rft	216					
	* Supervision charges at 5 per cent.										
	* Contingencies at about 5 per cent.										
									Grand Total Estimate ..		

* To be filled in by Salt officers.

Divisional officer (or other countersigning officer to be named).

Sanctioned for 191 -191 .

Signature and designation of the officer submitting this estimate.

Collector (or other sanctioning officer to be named)

Tahsildar or other officer (to be named).

* *Specification.*

District

Taluk

Village No.

Name of Work No.

ESTIMATE ABSTRACT.

Budget head

Main head

Sub-head

Amount of Estimate

Sanction No. and Date.

* To be filled in by Salt officers.

Abstract Estimate.

Quantity.	Description of work.	Rate.			Per	Amount.			Total.		
1	2	3			4	5			6		
		Rs.	A.	P.		Rs.	A.	P.	Rs.	A.	P.
10 Nos	Wrought iron works for trusses	10	-	-	Each	100	-	-			
10 Nos	Hoisting and Setting the trusses	5	-	-	-do-	50	-	-			
91 Sft	Brickwork partitions with necessary frames including plastering complete	75	-	-	Sft 100	68	-	-			
219 Rft	Mangalore Ridge tiling	25	-	-	Rft 100	55	-	-			
	Total Rs					39084	-	-			
	Contingencies @ 5%					1950	-	-			
	Petty Supervision @ 2½%					1016	-	-			
	Grand Total of estimate Rs								42000	-	-

Plinth Area = 4,995 Sft

Cubic Contents = 1,71,450 Cft.

Cost per Cft = Rs 0-3-11

* Supervision charges at 5 per cent.

* Contingencies at about 5 per cent.

Grand Total Estimate ..

* To be filled in by Salt officers.

Divisional officer (or other countersigning officer to be named).

Sanctioned for 191 -191 .

Signature and designation of the officer submitting this estimate.

Collector (or other sanctioning officer to be named

Tahsildar or other officer (to be named)

Specification.

District

Taluk

Village No.

Name of Work No.

ESTIMATE ABSTRACT.

Budget head

Main head

Sub-head

Amount of Estimate

Sanction No. and Date.

* To be filled in by Salt officers.

49

ROLLED STEEL GIRDERS. Rolled steel girders to be of British make (Dorman & Long) sections. If not available they may be of Tata's sections.

ROOFING. Roof over all rooms to be of Mangalore tiles imbedded in lime mortar over flat tiles on teak reepers except the rear and side verandahs which is to be of ordinary Madras terrace, consisting of brick on edge 3" concrete, 3 courses of flat tiles, top and bottom lime plastered.

FLOORING. GROUND FLOOR. The floors of all rooms Hall and verandahs in ground floor to be paved with Cuddapah slab over a levelling course of concrete 4" thick and pointed with cement. The verandahs laid to proper falls.

FIRST FLOOR. The floors of all rooms and hall in first floor to be paved with 9" square pressed tiles and pointed with cement, over reduced Madras terrace consisting of brick on edge 3" concrete and bottom lime plastered.

FINISHING. All internal and external walls to be fine plastered throughout with 3 coats of lime plaster with necessary mouldings, cornices etc as shown on the drawings.

All doors, windows and girders to be painted 3 coats and roof timbers two coats of approved paint.

STAIRCASE. The staircase to be of Cuttatone steps, supported on brick walls ~~with cast iron railings~~. the central supporting wall to run up to form parapet with wooden handrail bracketed out with iron Supports from the parapet wall.

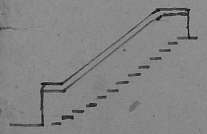

Miscellaneous.

MISCELLANEOUS. Provision is also made in the estimate for the following items.

1. Mangalore tiled sunk sun-shades
2. Incasing R.S.J. lintels with wire netting and cement plastering.
3. Teakwood gallery in hall.
4. ¾" Plank ceiling to projecting eaves with brackets.

(Sd). N. H. Nicholls.
27.6.24.

F.R.I.B.A.

Consulting Architect to Government of Madras.

21/6/24

Name of Taluk.

C.F. 132(c)—1,175—14-10-19

Name of Work.

6

ESTIMATE FORM—Detail Measurements.

87

Detail of work.	Number.	Measurements in feet. Length.	Breadth.	Depth.	Area or contents.	Total quantity of each description of work.
1	2	3	4	5	6	7
Parapet wall over front and rear wall of passages	3	8-3½	1-1½	1-0	28	
Parapet wall over side verandah	1	186-5	1-1½	1-6	280	
-do- -do-	1	103-3½	1-1½	1-6	174	
Parapet wall over rear verandah	1	74-0	1-1½	1-6	125	
Total Cft					39886	
DEDUCT FOR:-						
Doors A	8	5-2½	1-10½	8-11	697	
Doors B	1	4-6	1-10½	8-11	75	
-do- B	21	4-6	1-6	8-11	1264	
-do- B	2	4-6	1-1½	8-11	90	
Doors C	8	3-0	1-1½	8-11	241	
Doors D	2	2-10	1-1½	6-6	41	
Windows E	20	5-2½	1-10½	5-5	1058	
-do- E	4	5-2½	1-6	5-5	169	
-do- F	4	3-8½	1-10½	5-5	151	
-do- G	18	7-0	1-6	9-0	1701	
Windows H	3	3-8½	1-10½	4-6	94	
Rectangular openings in Hall and passage wall	4	7-0	1-10½	9-0	473	
Rectangular openings in side verandah wall	3	6-0	1-1½	10-0	203	
-do- -do-	1	112-0	1-1½	10-0	1260	
-do- -do-	1	88-6	1-1½	10-0	996	
Rectangular openings in rear verandah	2	7-6	1-1½	10-0	169	
-do- -do-	1	48-0	1-1½	10-0	540	
Rectangular openings in cross wall of passage	2	8-10½	1-1½	9-0	180	
Arch openings in stair room wall rectangular portion	2	4-6	1-1½	6-9	68	

ESTIMATE FORM—Detail Measurements.

Detail of work.	Number.	Measurements in feet. Length.	Breadth.	Depth.	Area or contents.	Total quantity of each description of work.
1	2	3	4	5	6	7

Name of Taluk.

Name of Work.

C.F. 132(a)—1,178—14-10-19.

ESTIMATE FORM—Detail Measurements.

88

Detail of work.	Number.	Measurements in feet. Length.	Breadth.	Depth.	Area or contents.	Total quantity of each description of work.
1	2	3	4	5	6	7
Arch openings in stair room wall semicircular portion	2	7.99	Area	1-1½	18	
Recess in front of windows E rectangular	4	5-2½	0-4½	3-0	23	
-do- semicircular portion	4	8.25	Area	0-4½	12	
Archwork brick in lime mortar as per details below					1272	
Cutstone work as per details below Cft					229	
Total deductions Cft					11024	
Net Total Cft						28862
BRICK IN LIME MORTAR (SUPERSTRUCTURE)						
First floor						
Central Hall wall all round	1	169-9	1-6	14-0	3565	
Lecture room, passage and stair room wall all round	2	157-6	1-6	14-0	6615	
Cross walls in -do-	2x2	22-6	1-1½	14-0	1418	
Front and rear wall of ss side rooms	2x2	24-0½	1-6	14-0	2021	
					1433	
Front wall of room over Porch	1	34-1½	3-0	14-0	[illegible]	
Side walls of -do-	2	11-9	1-10½	14-0	617	
Gables over cross walls	5	33-0/2	1-6	33-0/3	1361	
Trapezoidal portion over cross walls in Lecture room	4	22-6	1-1½	8-0	810	
Pediment wall in front	1	35-0/2	1-10½	35-0/3	383	
Extra brick work wall all round	1	420-0	0-2½	3-0	236	
Total Cft					18459	
DEDUCT FOR:-						
Doors A	4	5-2½	1-6	8-11	279	
Doors B	4	4-6	1-6	8-11	241	
-do- B	2	4-6	1-1½	8-11	90	
Windows E	28	5-2½	1-6	5-5	1185	

ESTIMATE FORM—Detail Measurements.

Detail of work.	Number.	Measurements in feet.			Area or contents.	Total quantity of each description of work.
		Length.	Breadth.	Depth.		
1	2	3	4	5	6	7

Name of Taluk.

Name of Work.

C.F. 132(a)—1,178—14-12-19.

ESTIMATE FORM—Detail Measurements.

Detail of work.	Number.	Measurements in feet.			Area or contents.	Total quantity of each description of work.
		Length.	Breadth.	Depth.		
1	2	3	4	5	6	7
Windows F	2	3-8½	1-6	5-5	60	
-do- H	5	3-8½	1-6	4-6	125	
-do- J	2	5-2½	1-6	5-5	85	
Bulls eye opening in pâdiment	1	7.75	(Area)	1-10½	15	
Arch opening in Stair room wall rectangular portion	2	4-6	1-1½	6-9	68	
-do- semicircular portion	2	7.99	(Area)	1-1½	16	
Archwork as per details below Cft					717	
Cutstone work as per details below Cft.					109	
Total deductions Cft					2992	
Net Total Cft						15467
ARCHWORK BRICK IN LIME MORTAR.						
GROUND FLOOR.						
Over Doors A	8	6-6	1-10½	1-10½	193	
Doors B	1	5-6	1-10½	1-10½	19	
-do- B	21	5-6	1-6	1-6	260	
-do- B	2	5-6	1-1½	1-6	19	
Doors C	8	3-9	1-1½	1-6	51	
Doors D	2	3-9	1-1½	1-6	13	
Over Windows E	20	6-6	1-10½	1-10½	457	
-do- E	4	6-6	1-6	1-6	59	
-do- E (Semicircular)	4	10-6	1-6	1-6	95	
Windows F	2	4-9	1-10½	1-10½	33	
Windows H	3	4-9	1-10½	1-10½	50	
Over Arch openings in cross wall of passage	2	9-9	1-1½	1-6	33	
Total Cft						1272
ARCHWORK BRICK IN LIME MORTAR						
FIRST FLOOR.						
Over Doors A	4	6-6	1-6	1-6	59	

ESTIMATE FORM—Detail Measurements.

Detail of work.	Number.	Measurements in feet. Length.	Breadth.	Depth.	Area or contents.	Total quantity of each description of work.
1	2	3	4	5	6	7

Name of Taluk.

C.F. 132(c)—1,178—14-10-19.

Name of Work.

9

ESTIMATE FORM—Detail Measurements.

90

Detail of work.	Number.	Measurements in feet. Length.	Breadth.	Depth.	Area or contents.	Total quantity of each description of work.
1	2	3	4	5	6	7
Over Doors B	4	5-9	1-6	1-6	52	
Over doors B	2	5-9	1-1½	1-6	19	
Over windows E	28	6-6	1-6	1-6	410	
-do- F	4	4-9	1-6	1-6	43	
-do- H	5	4-9	1-6	1-6	53	
-do- J	2	6-6	1-6	1-6	29	
Over Bull eye opening in Pediment	1	9-0	1-10½	1-1½	19	
Over arch opening in Stair room	2	9-9	1-1½	1-6	33	
Total Rx Cft						717
CUTSTONE WORK.						
(GROUND FLOOR)						
Templates under girders	2x4	3-0	1-10½	0-6	15	
Templates under trusses	2x17	1-6	1-6	0-6	35	
Bearing stones under lintels	22	1-6	1-6	0-6	25	
-do- -do-	54	1-0	1-0	0-6	27	
Bearing stones under Cantilevers	32	1-0	1-0	0-6	16	
Bond stone for square pillars	3x8	3-0	3-0	0-6	108	
FIRST FLOOR.						
Templates under Rx trusses	2x10	2-0	1-6	0-6	30	
Bond stones for square pillars	2x4	3-0	3-0	0-6	36	
Caps for -do-	1x4	3-9	3-9	0-6	28	
Bond stones for half square pillars	3x2	2-3	2-3	0-6	15	
Total Cft						338
BRICK CIRCULAR COLUMNS (1'-3" LOWER DIAMETER AND 1'-0¾" UPPER DIAMETER OVER PLASTER) IN CEMENT WITH NECESSARY BOND STONES, CAPS AND BASES INCLUDING PLASTERING COMPLETE.						
Columns in verandahs	40	10-0	-	-	400	
Total Rft						400

ESTIMATE FORM—Detail Measurements.

Detail of work.	Number.	Measurements in feet. Length.	Breadth.	Depth.	Area or contents.	Total quantity of each description of work.
1	2	3	4	5	6	7

ESTIMATE FORM—Detail Measurements.

91

Detail of work.	Number.	Measurements in feet. Length.	Breadth.	Depth.	Area or contents.	Total quantity of each description of work.
1	2	3	4	5	6	7
Brick Cornice 12" deep with frieze and architrave including fine plastering Complete.						
At side and rear verandah walls	1	320-0	-	-	320	
TOTAL Rft						320
BRICK BAND & CORNICE INCLUDING PLASTERING COMPLETE.						
Exterior wall all round	1	720-0	-	-	720	
Total Rft						720
Band string course including platering Complete.						
Exterior wall all round	1	240-0	-	-	240	
Total Rft						240
MOULDED PLINTH PROJECTION INCLUDING BRICK WORK AND PLASTERING COMPLETE.						
Basement all round	1	1100-0	-	-	1100	
Total Rft						1100
PLASTER ARCHITRAVE MOULDINGS INCLUDING FINE PLASTERING COMPLETE.						
Exterior all round at eave level	1	480-0	-	-	480	
Total Rft						480
BRICK CORNICE 18" DEEP INCLUDING FINE PLASTERING COMPLETE						
In pedement	1	86-0	-	-	86	
Total Rft						86
PLASTER ARCHITRAVE 8" WIDE INCLUDING FINE PLASTERING COMPLETE						
Around doors A	21	24-9	-	-	520	
Around doors B	2	23-6	-	-	47	
Around windows E	4	19-0	-	-	76	
-do- H	5	15-6	-	-	78	

ESTIMATE FORM—Detail Measurements.

Detail of work.	Number.	Measurements in feet. Length.	Breadth.	Depth.	Area or contents.	Total quantity of each description of work.
1	2	3	4	5	6	7

Name of Taluk.

C.F. 132(a)—1,178—14-10-19.

Name of Work.

11

ESTIMATE FORM—Detail Measurements.

Detail of work.	Number.	Measurements in feet. Length.	Breadth.	Depth.	Area or contents.	Total quantity of each description of work.
1	2	3	4	5	6	7
Rectangular opening in Central Hall	2	26-6	-	-	53	
Around Bulls eye opening	1	18-0	-	-	18	
Total Rft						792
Ferro Concrete Lintels.						
G.F. Over doors A	8	7-3	1-10½	0-9	82	
F.F. Over doors A	4	7-3	1-6	0-9	33	
-do- B	2	6-6	1-6	0-9	15	
Over windows E	28	7-3	1-6	0-9	228	
-do- F & H	9	5-6	1-6	0-9	56	
-do- J	2	7-3	1-6	0-9	16	
Total Cft						430
ROLLED STEEL GIRDERS.						
(GROUND & FLOOR)						
R.S.J. In Lecture rooms (18" x 7" @ 75 lbs)	2x2	25-6	@	75 lbs	7650	
R.S.J. Lintels over Verandah Columns (2x6" x5" @ 12 lbs)	1x2	260-0	@	12	6240	
Lintels over rectangular openings in Centre Hall and passage (3x9"x4" @ 21 lbs)	4x3	9-0	@	21	2268	
Lintels over rectangular openings in passage wall (4" x9"x4" @ 21 lbs)	2x4	10-3	@	21	1722	
.. Lintels over windows G (2x5"x5" @ 11 lbs)	18x2	9-0	@	11	3564	
.. Lintels over openings in Porch (3 x9" x4" @ 21 lbs)	1x3	57-0	@	21	3591	
.. Lintels over rectangular openings in side and rear verandahs 2x 4" x5" at 9½ lbs	1x2	40-6	@	9½	770	
.. Cantilevers in gallery (7" x 4" @ 16 lbs)	32	6-9	@	16	3456	
Girders in Porch(12"x5" @ 32 lbs)	2	15-0	@	32	960	
Total lbs					30231	or 13.49 Tons

ESTIMATE FORM—Detail Measurements.

Detail of work.	Number.	Measurements in feet. Length.	Breadth.	Depth.	Area or contents.	Total quantity of each description of work.
1	2	3	4	5	6	7

Name of Taluk.

Name of Work.

C.F. 132(c)—1,178—14-10-19.

ESTIMATE FORM—Detail Measurements.

Detail of work.	Number.	Measurements in feet. Length.	Breadth.	Depth.	Area or contents.	Total quantity of each description of work.
1	2	3	4	5	6	7
HOISTING AND SETTING GIRDERS						
As per details above						13.49 Tons.
WROUGHT IRON WORK FOR TRUSSES						27 Nos.
HOISTING AND SETTING THE TRUSSES.						27 Nos.
TEAKWOOD WROUGHT AND PUT UP.						
(GROUND FLOOR.)						
Trusses (23'-6" span)						
Tie beams in Drawing rooms	17	26-6	0-4	0-7	87.50	
Principal rafters	2x17	14-0	0-4	0-7	92.56	
Struts	2x17	6-6	0-4	0-4	24.56	
Cleats for -do-	42	0-9	0-4	0-6	5.25	
Principal Hip rafters	2x4	20-0	0-6	0-10	66.67	
Ridge piece in -do-	2	96-0	0-3	0-9	36.75	
Purlins in -do-	2	246-0	0-4	0-8	109.33	
Common Hip Rafters	2x4	24-6	0-3	0-6	24.50	
Common rafters in -do-	2x170	18-0	0-2	0-4½	382.50	
Wall plate for -do-	2	300-0	0-4	0-3	50.00	
Joists in side verandahs	155	10-3	0-2½	0-3	220.66	
Joists in rear verandah	34	12-0	0-3	0-9	76.50	
Joists in side passage	16	10-0	0-2	0-7	15.56	
Joists in Centre passages	2x32	10-6	0-2½	0-8	93.33	
Joists in side rooms	62	11-6	0-2½	0-8	99.07	
Joists in lecture rooms	2x17	33-6	0-3	0-9	213.56	
Joists in Porch	10	33-6	0-3½	0-8	46.53	
(First FLOOR)						
Trusses (23'-6" span)						
Tie beams in Lecture rooms	2x4	25-6	0-4	0-7	39.67	

ESTIMATE FORM—Detail Measurements.

Detail of work.	Number.	Measurements in feet. Length.	Breadth.	Depth.	Area or contents.	Total quantity of each description of work.
1	2	3	4	5	6	7

Name of Taluk.

C.F. 132(a)—1,178—14-10-19.

Name of Work. 13

ESTIMATE FORM—Detail Measurements. 94

Detail of work.	Number.	Measurements in feet. Length.	Breadth.	Depth.	Area or contents.	Total quantity of each description of work.
1	2	3	4	5	6	7
Principal rafters	2x4	13-6	0-4	0-7	21.00	
Struts	2x4	6-9	0-4	0-4	6.00	
Cleats	12	0-9	0-4	0-6	1.50	
Principal Hip rafters	2x3	19-0	0-6	0-10	47.50	
Principal Valley rafters	2	19-0	0-6	0-10	15.83	
Common Hip and valley rafters	2x4	24-6	0-3	0-5	24.50	
Principal rafters in Stair room	2	13-0	0-4	0-7	5.06	
Common Hip rafters small	2	8-0	0-3	0-5	1.67	
Horizontal beam to support ridge piece in passage	2	11-0	0-4	0-6	3.67	
Vertical piece for -do-	2	2-3	0-4	0-4	0.50	
Head piece	2	1-0	0-4	0-6	0.33	
Check piece	2x2	1-3	0-4	0-1½	0.21	
Ridge piece	2	30-6	0-2½	0-8	8.47	
Purlin	2	113-0	0-4	0-7	43.94	
Common rafters for -do-	2x56	18-6	0-2	0-4½	129.50	
TRUSSES (21'-6" Span)						
Tie beams	6	34-6	0-5	0-10	71.88	
Queen posts	2x6	6-3	0-5	0-8	20.63	
Purlining beams	6	12-0	0-5	0-8	20.00	
Straining sills	6	10-9	0-5	0-4	8.96	
Principal rafters	2x6	11-6	0-5	0-7	33.54	
Struts	2x6	5-9	0-5	0-5	11.98	
Cleats	4x6	1-0	0-5	0-7	5.83	
Principal Valley rafters	2	27-6	0-6	0-9	20.63	
Common Valley rafters	2	32-0	0-3	0-6	8.00	
Ridge pieces	1	106-0	0-3	0-9	19.88	
Purlins	1	242-0	0-4	0-8	53.78	

ESTIMATE FORM—Detail Measurements.

Detail of work.	Number.	Measurements in feet. Length.	Breadth.	Depth.	Area or contents.	Total quantity of each description of work.
1	2	3	4	5	6	7

Name of Taluk.

C.F. 132(a)—1,178—14-10-19.

Name of Work. 14

ESTIMATE FORM—Detail Measurements.

93

Detail of work.	Number.	Measurements in feet. Length.	Breadth.	Depth.	Area or contents.	Total quantity of each description of work.
1	2	3	4	5	6	7
Ridge piece over front room	1	32-0	0-3	0-9	6.00	
Purlins over -do-	2	16-0	0-5	0-8	8.89	
Common rafters	224	24-6	0-2	0-3½	266.78	
Wall plate	1	500-0	0-4	0-3	41.67	
Bearers for eave ceiling	320	3-9	0-2	0-4	66.67	
Sprocket pieces	320	0-9	0-2	0-4	13.33	
Filling board	1	506-0	0-2½	0-4	10.54	
Total Cft						3683.43
TEAK DOORS PANELLED AND GLAZED WITH FRAMES AND FASTENINGS COMPLETE						
DOORS A	12	3-2½	-	8-11	557	
Total Sft						557
TEAK DOORS PANELLED WITH FRAMES AND FASTENINGS COMPLETE						
Doors B	30	4-6	-	8-11	1204	
Total Sq ft						1204
Teak DOORS PANELLED WITH EXPANDED METAL HEAD INCLUDING FRAMES AND FASTENINGS COMPLETE						
Doors C	8	3-0	-	8-11	214	
Total Sq ft						214
TEAK DOORS BATTENED WITH FRAMES AND FASTENINGS COMPLETE						
Doors D	2	2-10	-	6-6	37	
Total sq ft						37
TEAK WINDOWS GLAZED INSIDE AND VENETIANED ~~EX~~ OUTSIDE INCLUDING FRAMES AND FASTENINGS COMPLETE						
Windows E	52	5-2½	-	5-5	1467	
Total Sft						1467

ESTIMATE FORM—Detail Measurements.

Detail of work.	Number.	Measurements in feet. Length.	Breadth.	Depth.	Area or contents.	Total quantity of each description of work.
1	2	3	4	5	6	7

Name of Taluk.

Name of Work.

C.F. 132(a)—1,178—14-10-19.

ESTIMATE FORM—Detail Measurements.

96

Detail of work.	Number.	Measurements in feet. Length.	Breadth.	Depth.	Area or contents.	Total quantity of each description of work.
1	2	3	4	5	6	7
TEAK WINDOWS GLAZED WITH FRAMES AND FASTENINGS COMPLETE.						
Windows F	6	3-8½	-	5-5	121	
-do- G	18	7-0	-	9-0	1134	
-do- H	8	3-8½	-	4-6	134	
Total Sft	-					1389
TEAK WINDOWS GLAZED FIXED WITH FRAMES COMPLETE						
Windows J	2	5-2½	-	5-5	56	
Circular Window	1	7.75 (AREA)		-	8	
Total Sft						64
TEAK GALLERY WITH NECESSARY SUPPORTS HAND RAILS INCLUDING BOARDED FLOOR, TEAK CEILINGS AND WOOD OILING COMPLETE.						
Gallery in Centre Hall	1	143-0	5-0	-	715	
Total Sft						715
LEVELLING COURSE OF CONCRETE 4" THICK.						
CENTRAL HALL	1	49-7½	30-9	-	1526	
Side rooms large	2	23-3½	9-7½	-	449	
-do- small	2	14-0½	9-7½	-	271	
-do- -do-	2	8-1½	9-7½	-	156	
Lecture rooms	2	31-1½	21-9	-	1354	
Stair room	2	21-9	9-7½	-	419	
Passages	2x2	21-9	8-6	-	740	
-do-	1	20-0	8-1½	-	163	
Drawing room large	1	118-1½	23-1½	-	2732	
-do- small	1	106-1½	23-1½	-	2454	
Passage in -do-	1	23-1½	10-3½	-	239	
Side verandah	1	115-9	7-10½	-	911	
-do-	1	115-1½	7-10½	-	907	

ESTIMATE FORM—Detail Measurements.

Detail of work.	Number.	Measurements in feet. Length.	Breadth.	Depth.	Area or contents.	Total quantity of each description of work.
1	2	3	4	5	6	7

Name of Taluk.

Name of Work.

C.F. 182(a)—1,178—14-10-19.

ESTIMATE FORM—Detail Measurements.

Detail of work.	Number.	Measurements in feet. Length.	Breadth.	Depth.	Area or contents.	Total quantity of each description of work.
1	2	3	4	5	6	7
Rear verandah	1	49-7½	9-9	-	484	
Total Sft	--	-				12805
PAVED WITH RUBBED CUDDAPAH SLABS OVER ½" LIME MORTAR AND POINTED WITH CEMENT.						
(GROUND FLOOR)						
Central Hall	1	50-0	31-1½	-	1556	
Side room large	2	23-8½	10-0	-	474	
-do- small	2	14-5½	10-0	-	289	
-do- -do-	2	8-6	10-0	-	170	
Lecture rooms	2	31-6	22-1½	-	1394	
Stair room	2	22-1½	10-0	-	443	
Passages	2x2	23-1½	8-10½	-	785	
-do-	1	20-4½	8-6	-	173	
Drawing hall large	1	118-6	23-6	-	2785	
-do- small	1	106-6	23-6	-	2503	
Passage in -do-	1	23-6	10-8½	-	251	
Side verandah	1	116-1½	8-1½	-	944	
Side verandah	1	115-6	8-1½	-	938	
Rear verandah	1	50-0	10-1½	-	506	
Sills of doors A	5	5-3	1-6	-	39	
-do- B	1	4-6	1-6	-	7	
-do- B	12	4-6	1-1½	-	61	
-do- B	2	4-6	0-9	-	7	
-do- C	8	3-0	0-9	-	18	
-do- D	2	4-10	0-9	-	4	
Sills of rectangular openings	1	38-9	1-10½	-	73	
-do-	1	7-0	1-6	-	11	
-do- in verandahs	1	191-6	1-10½	-	359	

ESTIMATE FORM—Detail Measurements.

Detail of work.	Number.	Measurements in feet. Length.	Breadth.	Depth.	Area or contents.	Total quantity of each description of work.
1	2	3	4	5	6	7

Name of Taluk.

Name of Work.

C.F. 132(a)—1,173—14-10-19.

ESTIMATE FORM—Detail Measurements.

Detail of work.	Number.	Measurements in feet. Length.	Breadth.	Depth.	Area or contents.	Total quantity of each description of work.
1	2	3	4	5	6	7
Sills of arch openings in Stair room	2	4-6	1-1½	-	10	
Over steps	1	278-0	1-2	-	324	
Total Sft						14124
PAVED WITH PRESSED TILES OVER ½" LIME MORTAR AND POINTED WITH CEMENT.						
FIRST FLOOR.						
Side rooms	2	31-6	24-0½	-	1516	
Lecture rooms	2	31-9	22-6	-	1429	
Passages	2	22-6	8-10½	-	399	
Front room	1	29-3	12-6	-	366	
Sills of doors A	4	6-3	1-1½	-	24	
-do- B	4	4-6	1-1½	-	20	
-do- B	2	4-6	0-9	-	7	
Sills of arch openings	2	4-6	1-1½	-	10	
Stair landing	2	10-3	5-0	-	103	
Total Sft						3874
TERRACE FLOORING WITH BRICK ON EDGE 5" CONCRETE BOTTOM LIME PLASTERED.						
OVER PORCH --	1	29-3	12-6	-	366	
" Side room of Central Hall	2	23-8½	10-0	-	474	
-do- small	2	14-5½	10-0	-	289	
-do- -do-	2	8-5	10-0	-	170	
Lecture rooms	2	31-6	22-1½	-	1394	
Stair landing	2	10-3	5-0	-	103	
Passages	2x2	22-1½	8-10½	-	785	
-do-	1	20-4½	8-6	-	173	
Total Sft						3754

ESTIMATE FORM—Detail Measurements.

Detail of work.	Number.	Measurements in feet. Length.	Breadth.	Depth.	Area or contents.	Total quantity of each description of work.
1	2	3	4	5	6	7

Name of Taluk.

C.W. 132(c)—1,178—14-10-29.

Name of Work.

18

ESTIMATE FORM—Detail Measurements.

99

Detail of work.	Number.	Measurements in feet. Length.	Breadth.	Depth.	Area or contents.	Total quantity of each description of work.
1	2	3	4	5	6	7
TERRACE ROOFING WITH BRICK ON EDGE 3" CONCRETE AND 3 COURSES OF FLAT TILES TOP AND BOTTOM LIME PLASTERED.						
Side verandah	1	116-1½	8-1½	-	944	
-do-	1	115-6	8-1½	-	938	
Rear verandah	1	50-0	10-1½	-	506	
Total Sft						2388
ROOFING WITH MANGALORE TILES IMBEDDED IN LIME MORTAR OVER FLAT TILES INCLUDING TEAK RAFTERS.						
Over Central Hall and front side rooms (front portion)	1	146-0	23-6	-	3431	
-do- rear portion	1	160-0	23-6	-	3760	
Over lecture rooms and passages	2	63-0	18-0	-	2268	
Over Drawing rooms	2x2	126-0	17-6	-	8820	
Total Sft						18279
PLASTERING WITH LIME MORTAR 2 COATS.						
GROUND FLOOR.						
Central Hall	1	162-3	-	14-0	2272	
Side rooms large	2	67-4½	-	13-3	1785	
-do- small	2	48-10½	-	13-3	1295	
-do- -do-	2	37-0	-	13-3	981	
Lecture rooms	2	107-3 2x7x2	-	13-3	2842	
Stair rooms	2	64-3	-	13-3	1703	
Passages	2x2	62-0	-	13-3	3286	
-do-	1	57-9	-	13-3	765	
Drawing Hall large	1	284-0	-	16-0	4544	
-do- small	1	260-0	-	16-0	4160	
Passage in -do-	1	68-4½	-	16-0	1094	

ESTIMATE FORM—Detail Measurements.

Detail of work.	Number.	Measurements in feet. Length.	Breadth.	Depth.	Area or contents.	Total quantity of each description of work.
1	2	3	4	5	6	7

Name of Taluk.

C.F. 132(a)—1,173—14-10-18.

Name of Work.

ESTIMATE FORM—Detail Measurements.

Detail of work.	Number.	Measurements in feet. Length.	Breadth.	Depth.	Area or contents.	Total quantity of each description of work.
1	2	3	4	5	6	7
Gables in -do-	1	23-6/2	-	23-6/2	92	
Side verandah	1	251-1½	-	12-0	3014	
-do-	1	248-1½	-	12-0	2978	
Rear verandah	1	83-9	-	12-0	1005	
Parapet wall both sides and top	1	292-9	-	4-3	1244	
-do- over front and rear wall of passage	1	25-0	-	3-3	81	
Exterior wall all round	1	1017-0	-	14-0	14238	
Square pillars in Porch	4	12-0	-	13-3	636	
Pillasters in Porch	4	6-0	-	13-3	318	
Basement wall all round	1	1022-0	-	2-6	2555	
Sides of steps	2x3	4-0	-	1-3	30	
Extra portion over open terrace	1	310-7½	-	1-6	466	
Sides and soffits of doors A	8	22-3	1-6	-	279	
-do- -do- B	1	22-6	1-6	-	34	
Sides and soffits of doors B	21	22-6	1-1½	-	532	
-do- -do- B	2	22-6	0-9	-	34	
edo- -do- C	8	21-0	0-9	-	126	
-do- -do- D	2	16-0	0-9	-	24	
Sides, soffits and sill of windows E	20	21-6	1-6	-	645	
-do- -do- E	4	21-6	1-1½	-	97	
-do- -do- F	4	18-6	1-6	-	111	
-do- -do- G	18	32-0	1-1½	-	648	
-do- -do- H	3	16-6	1-6	-	74	
Sides and soffits of arch openings in stair rooms	2	20-6	1-1½	-	46	
Sides and soffits of rectangular openings in Central Hall and passage	3	25-0	1-10½	-	141	

ESTIMATE FORM—Detail Measurements.

Detail of work.	Number.	Measurements in feet. Length.	Breadth.	Depth.	Area or contents.	Total quantity of each description of work.
1	2	3	4	5	6	7

Name of Taluk.

Name of Work.

C.F. 132(c)—1,178—14-10-19.

ESTIMATE FORM—Detail Measurements.

Detail of work.	Number.	Measurements in feet. Length.	Breadth.	Depth.	Area or contents.	Total quantity of each description of work.
1	2	3	4	5	6	7
Sides and soffits of rectangular openings in passage	2	27-0	1-10½	-	101	
-do- in Drawing room passage	1	25-0	1-6	-	38	
Sides and soffits of rectangular openings in side verandah wall	3	26-0	1-1½	-	86	
-do- -do-	m 1	132-0	1-1½	-	149	
-do- -do-	1	108-6	1-1½	-	122	
-do- in rear verandah	2	17-6	1-1½	-	39	
-do- -do-	1	68-0	1-1½	-	77	
Total Sq ft					54789	
DEDUCT FOR:-						
Doors A	2x8	5-2½	-	8-11	745	
Doors B	2x24	4-6	-	8-11	1926	
Doors C	2x8	3-0	-	8-11	428	
-do- D	2x2	2-10	-	6-6	74	
Windows E	2x24	5-2½	-	5-5	1354	
-do- F	2x4	3-8½	-	5-5	161	
-do- G	2x18	7-0	-	9-0	2268	
-do- H	2x3	3-8½	-	4-6	100	
Arch openings in stair room in rectangular portion	2x2	4-6	-	6-9	122	
-do- semicircular portion	2x2	7.99	Area	-	32	
Rectangular openings in Central hall and passage	2x4	7-9	-	9-0	504	
Rectangular opening in passage	2x2	8-10½	-	9-6	320	
Rectangular opening in side verandah wall	2x3	6-0	-	10-0	360	
-do- -do-	2x1	112-0	-	10-0	2240	
-do- -do-	2x1	88-6	-	10-0	1770	
Rectangular opening in rear verandah wall	2x 2	7-6	-	10-0	300	

ESTIMATE FORM—Detail Measurements.

Detail of work.	Number.	Measurements in feet. Length.	Breadth.	Depth.	Area or contents.	Total quantity of each description of work.
1	2	3	4	5	6	7

Name of Taluk.

Name of Work.

ESTIMATE FORM—Detail Measurements.

Detail of work.	Number.	Measurements in feet. Length.	Breadth.	Depth.	Area or contents.	Total quantity of each description of work.
1	2	3	4	5	6	7
Rectangular openings in rear verandah wall	2x1	48-0	-	10-0	960	
Total deductions Sqft					13662	
Net Total Sq ft					41127	
FIRST FLOOR.						
CENTRAL HALL	1	163-9	-	14-0	2293	
Front room over Porch	1	88-0	-	14-0	1232	
Side rooms	2	111-1½	-	14-0	3113	
Lecture rooms	2	126-4½	-	14-0	3539	
Passage	2	80-9	-	14-0	2261	
Stair rooms	2	83-4½	-	14-0	2335	
Gables large	11	31-6/2	-	31-6/2	1819	
Trapezoidal portion over passage wall	4	21-6	-	3-9	323	
Pedement wall	1	34-6/2	-	34-6/2	198	
Exterior wall all round	1	480-0	-	13-9	6600	
Sides and soffits of doors A	4	23-3	1-1½	-	105	
-do- -do- B	4	22-6	1-1½	-	101	
-do- -do- E	2	22-6	0-9	-	34	
Sides, soffits and sills of windows A	28	21-6	1-1½	-	677	
-do- -do- F	2	18-6	1-1½	-	42	
-do- -do- H	5	16-6	1-1½	-	93	
-do- -do- J	2	21-6	1-1½	-	48	
Intrados of Bullseye window	1	15-0	1-6	-	23	
Sides and soffits of arch openings in stair room	2	20-6	1-1½	-	46	
Total Sq ft					14881	

ESTIMATE FORM—Detail Measurements.

Detail of work.	Number.	Measurements in Feet. Length.	Breadth.	Depth.	Area or contents.	Total quantity of each description of work.
1	2	3	4	5	6	7

Detail of work.	Number.	Measurements in Feet. Length.	Breadth.	Depth.	Area or contents.	Total quantity of each description of work.
1	2	3	4	5	6	7
DEDUCT FOR:-						
Doors A	2x4	5-2½	-	8-11	372	
Doors B	2x6	4-6	-	8-11	482	
Windows E	2x28	5-2½	-	5-5	1580	
-do- F	2x2	3-8½	-	5-5	80	
-do- H	2x5	3-8½	-	4-6	167	
-do- J	2x2	5-2½	-	5-5	113	
Arch openings in stair room wall rectangular portion	2x2	4-6	-	6-9	122	
-do- semicircular portion	2x2	7.99	(Area)		32	
Bulls eye window	2x1	7.75	(Area)		16	
Total deductions					2964	
Net Total sq ft					21917	
GRAND Total of ground and first floor square feet						68044
PAINTING 2 THREE COATS.				Coefft 1½		
Doors A	12	5-2½		8-11	975	
-do- B	30	4-6	2½	8-11	2708	
-do- C	8	3-0	2½	8-11	482	
-do- D	2	2-10	2½	6-6	83	
Windows E	52	5-2½	4-½	5-5	6602	
-do- F	6	3-8½	1	5-5	121	
-do- G	18	7-0	1	9-0	1134	
-do- H	8	3-8½	1	4-6	134	
Bulls eye window	1	7.75	1	Area	8	
Windows J	2	5-2½	1	5-5	56	
R.S.J. Girders in Lecture room	4	25-0	-	5-4	544	
-do- in room over Porch	2	15-0	-	3-8	110	
R.S.J. Cantilevers	32	6-9	-	2-8	540	
Total Sq ft						13497

Name of Taluk.

Name of Work.

C.F. 132(c)—1,178—14-16-19.

ESTIMATE FORM—Detail Measurements.

Detail of work.	Number.	Measurements in feet. Length.	Breadth.	Depth.	Area or contents.	Total quantity of each description of work.
1	2	3	4	5	6	7

Name of Taluk.

Name of Work.

C.F. 132(c)—1,178—14-16-19.

ESTIMATE FORM—Detail Measurements.

Detail of work.	Number.	Measurements in feet. Length.	Breadth.	Depth.	Area or contents.	Total quantity of each description of work.
1	2	3	4	5	6	7
PAINTING TWO COATS.						
GROUND FLOOR.						
Tie beams in drawing rooms	17	26-6	-	1-10	826	
Principal rafters	2x17	14-0	-	1-10	873	
Struts	2x17	6-6	-	1-4	295	
Cleats for -do-	42	0-9	-	1-0	32	
Principal Hip rafters	2x4	20-0	-	& 2-8	427	
Ridge piece	2	98-0	-	2-0	392	
Purlins	2	246-0	-	2-0	984	
Common Hip rafters	2x4	24-6	-	1-6	294	
Common rafters	2x170	18-0	-	0-11	5610	
Joists in side verandahs	155	10-3	-	1-6½	2449	
-do- in rear verandah	34	12-0	-	1-9	714	
Joists in side passage	16	10-0	-	1-4	213	
-do- in Central passage	2x32	10-6	-	1-6½	1036	
-do- in side rooms	62	11-6	-	1-6½	1099	
-do- in lecture rooms	2x17	33-6	-	1-9	1993	
-do- in porch	10	33-6	-	1-6½	516	
FIRST FLOOR.						
Tie beams in Lecture rooms	2x4	25-6	-	1-10	374	
Principal Rafters	2x4	13-6	-	1-10	198	
Struts	2x4	6-9	-	1-4	72	
Cleats	12	0-9	-	1-0	9	
Principal Hip rafters	2x3	19-0	-	2-8	304	
Principal valley rafters	2	19-0	-	2-8	101	
Common Hip and valley rafters	2x4	24-6	-	1-6	294	
Principal Rafters in and Stair room	2	13-0	-	1-10	48	
Common hip rafters small	2	8-9	-	1-4	21	

ESTIMATE FORM—Detail Measurements.

Detail of work.	Number.	Measurements in feet. Length.	Breadth.	Depth.	Area or contents.	Total quantity of each description of work.
1	2	3	4	5	6	7

ESTIMATE FORM—Detail Measurements. 105

Detail of work.	Number.	Measurements in feet. Length.	Breadth.	Depth.	Area or contents.	Total quantity of each description of work.
1	2	3	4	5	6	7
Horizontal beam to support ridge piece in passage	2	11-0	-	1-8	37	
Vertical piece for -do-	2	2-3	-	1-4	6	
Head piece	2	1-0	-	1-4	3	
Cheek piece	2x2	1-3	-	0-3	1	
Ridge piece	2	30-6	-	1-6½	94	
Purlins	2	113-0	-	1-10	414	
Common rafters for -do-	2x56	18-6	-	0-11	1899	
Tie beams in Central Hall and side rooms	6	34-6	-	2-6	518	
Queen posts	2x6	6-3	-	1-10	138	
Straining beams	6	12-0	-	2-2	156	
Straining sills	6	10-9	-	1-4 2x5	86	
Principal rafters	2x6	11-6	-	2-0	276	
Struts	2x6	5-9	-	1-8	115	
Cleats	4x6	1-0	-	1-2	28	
Principal valley rafters	2	27-6	-	2-6	138	
Common valley rafters	2	32-0	-	1-3	80	
Ridge pieces	1	106-0	-	2-0	212	
Purlins	1	242-0	-	2-0	484	
Ridge piece over front room	1	32-0	-	1-9	56	
Purlins over -do-	2	16-0	-	2-2	69	
Common rafters	224	24-6	-	0-9	4116	
Bearers for eave ceiling	320	3-9	-	0-10	1000	
Sprocket pieces	320	0-9	-	0-10	200	
Filling board	1	480-0	-	0-4	160	
Total Sft						29460
MANGALORE TILED SUNSHADES WITH NECESSARY SUPPORTS AND FIXING COMPLETE.						
Over windows E & F	2	144-0	4-0	-	1152	
Total Sft.						1152

ESTIMATE FORM—Detail Measurements.

Detail of work.	Number.	Measurements in Feet. Length.	Breadth.	Depth.	Area or contents.	Total quantity of each description of work.
1	2	3	4	5	6	7

Name of Taluk.

Name of Work.

C.F. 182(c)—1,178—14-10-39

ESTIMATE FORM—Detail Measurements.

Detail of work.	Number.	Measurements in Feet. Length.	Breadth.	Depth.	Area or contents.	Total quantity of each description of work.
1	2	3	4	5	6	7
FINISHING SQUARE PILLARS AND PILASTERS WITH CAPS AND BASES INCLUDING FINE PLASTERING COMPLETE						6 Nos.
FINISHING PEDEMENT WITH NECESSARY MOULDINGS AND PLASTERING COMPLETE						L.S.
MASONRY STAIRCASE WITH CUTSTONE STEPS AND LANDING INCLUDING PLASTERING COMPLETE						
STAIRS	2	60-0	5-0	-	600	
Total Sq ft						600
Brick parapet wall with wooden handrail ~~CAST IRON RAILING WITH NECESSARY SUPPORTS FIXING AND PAINTING COMPLETE~~ bracketed unit with iron supports.						
In stair rooms	2	35-0	-	-	70	
Total Rft						70
ENCASING THE R.S.J. LINTELS WITH WIRE NETTING AND CEMENT CONCRETE, PLASTERING COMPLETE.						
Lintels over Verandah Columns	1	260-0	-	-	260	
Lintels over rectangular opening in Centre Hall	4	9-0	-	-	36	
Lintels over rectangular openings in passage wall	2	10-3	-	-	21	
Lintels over windows G	18	9-0	-	-	162	
Lintels over openings in Porch	1	57-0	-	-	57	
Lintels over rectangular openings in side and rear verandahs	1	40-6	-	-	41	
Total Rft						577
1" Plank Ceiling with necessary mouldings fixing and painting complete						
Under eaves all round building	1	504-0	3-0	-	1512	
Total Sft						1512
MANGALORE RIDGE TILING.						
Over ridge	1	388-0	-	-	388	

ESTIMATE FORM—Detail Measurements.

Detail of work.	Number.	Measurements in feet.			Area or contents.	Total quantity of each description of work.
		Length.	Breadth.	Depth.		
1	2	3	4	5	6	7

Name of Taluk.

Name of Work.

C.F. 132(a)—1,178—14-10-39

ESTIMATE FORM—Detail Measurements.

Detail of work.	Number.	Measurements in feet.			Area or contents.	Total quantity of each description of work.
		Length.	Breadth.	Depth.		
1	2	3	4	5	6	7
Slip	1	342-0	-	-	342	
Total Rft						730

ESTIMATE FORM—Detail Measurements.

Detail of work.	Number.	Measurements in feet.			Area or contents.	Total quantity of each description of work.
		Length.	Breadth.	Depth.		
1	2	3	4	5	6	7

Abstract Estimate.

29

108

Mutation

Quantity.	Description of work.	Rate.			Per	Amount.			Total.		
1	2	3			4				6		
		Rs.	A.	P.		Rs.	A.	P.	Rs.	A.	P.
	Vizagapatam ENGINEERING SCHOOL.										
	DRAWING Nos. C.A. 125, 126, 127 & 128 of 1921										
34262 Cft	Earthwork excavation for foundations	4	8	-	Cft 1000	154	-	-			
25604 Cft	Filling in basement with earth	3	-	-	-do-	77	-	-			
13554 Cft	Concrete broken brick in lime mortar	16	-	-	100 cft	2169	-	-			
20735 Cft	Brick in lime mortar (Foundation and basement)	25	-	-	Cft 100	5184	-	-			
28862 Cft	Brick in lime mortar (Superstructure (Ground floor)	27	-	-	-do-	7793	-	-			
15467 Cft	Brick in lime mortar (Superstructure, First floor)	29	-	-	-do-	4485	-	-			
1272 Cft	Archwork brick in lime mortar (Ground floor)	27	-	-	-do-	343	-	-			
717 Cft	-do- First floor	29	-	-	-do-	208	-	-			
338 cft	Cutstone work	1	-	-	cft	338	-	-			
400 Rft	Brick Circular columns (1'-3" lower diameter and 1'0½" upper diameter over plaster) in cement with necessary bond stones caps and bases including plastering complete	3	8	-	Rft	1400	-	-			
	* Supervision charges at 5 per cent.										
	* Contingencies at about 5 per cent.										
	Grand Total Estimate ..										

* To be filled in by Salt officers.

Divisional officer (or other countersigning officer to be named).

Sanctioned for 191 -191 .

Signature and designation of the officer submitting this estimate.

Collector (or other sanctioning officer to be named).

Tahsildar or other officer (to be named).

** Specification.*

District

Taluk

Village No.

Name of Work No.

ESTIMATE ABSTRACT.

Budget head

Main head

Sub-head

Amount of Estimate

Sanction No. and Date.

*To be filled in by Salt officers.

28

Abstract Estimate.

109

Quantity	Description of work.	Rate.			Per	Amount.			Total.		
1	2	3			4				6		
		RS.	A.	P.		RS.	A.	P.	RS.	A.	P.
320 Rft	Brick cornice 12" deep with freeze and architrave including fine plastering complete	1	4	-	Rft	400	-	-			
720 Rft	Brick band cornice including plastering complete	-	2	-	Rft	90	-	-			
240 Rft	Band string course including plastering complete	-	4	-	Rft	60	-	-			
1100 Rft	Moulded plinth projection including brick work and plastering complete	-	4	-	Rft	275	-	-			
480 Rft	Plaster architrave mouldings including fine plastering complete	-	5	-	Rft	150	-	-			
430 Cft	Ferro concrete lintels	1	8	-	Cft	645	-	-			
86 Rft	Brick cornice 18" deep including fine plastering complete	1	8	-	Rft	129	-	-			
792 Rft	Plaster architrave 8" girth including fine plastering complete	-	6	-	Rft	297	-	-			
13.49 Tons	Rolled Steel girders	400	-	-	Ton	5396	-	-			
13.49 Tons	Hoisting and setting the girders	15	-	-	-do-	202	-	-			
27 Nos	Wrought iron works for trusses	5	-	-	each	135	-	-			
27 Nos	Hoisting and setting the trusses	5	-	-	each	135	-	-			
2683.43 Cft	Teak wood wrought and put up	9	-	-	Cft	24151	-	-			
	* Supervision charges at 5 per cent.										
	* Contingencies at about 5 per cent.										
									Grand Total Estimate ..		

* To be filled in by Salt officers.

Divisional officer (or other countersigning officer to be named).

Sanctioned for 191 -191 .

Collector (or other sanctioning officer to be named).

Signature and designation of the officer submitting this estimate.

Tahsildar or other officer (to be named).

* *Specification.*

District

Taluk

Village No.

Name of Work No.

ESTIMATE ABSTRACT.

Budget head

Main head

Sub-head

Amount of Estimate

Sanction No. and Date

*To be filled in by Salt officers.

29.

Abstract Estimate.

110

Quantity	Description of work.	Rate.			Per	Amount.			Total.		
1	2	3			4				6		
		RS.	A.	P.		RS.	A.	P.	RS.	A.	P.
557 Sft	Teak doors panelled and glazed with frames and fastenings complete	2	6	-	Sft	1323	-	-			
1204 Sft	Teak doors panelled with frames and fastenings complete	2	4	-	Sft	2709	-	-			
214 Sft	Teak doors panelled with expanded metal head including frames and fastenings complete	2	5	-	Sft	495	-	-			
37 Sft	Teak doors battened with frames and fastenings complete	2	5	-	Sft	86	-	-			
1467 Sft	Teak windows glazed inside and venetianed outside including frames and fastenings complete	5	2	-	Sft	7518	-	-			
1389 Sft	Teak windows glazed with frames and fastenings complete	2	4	-	-do-	3125	-	-			
64 Sft	Teak windows glazed fixed with frames complete	2	4	-	Sft	144	-	-			
715 Sft	Teak gallery with necessary supports hand rails including boarded floor teak ceilings and wood oiling complete	4	-	-	Sft	2860	-	-			
12805 Sft	Levelling course of concrete 4" thick	6	-	-	Sft 100	768	-	-			
14124 Sft	Paved with rubbed Cuddapah slabs over ½" lime mortar and pointed with cement	45	-	-	-do-	6356	-	-			
	* Supervision charges at 5 per cent.										
	* Contingencies at about 5 per cent.										
	Grand Total Estimate ..										

* To be filled in by Salt officers.

Divisional officer (or other countersigning officer to be named).

Sanctioned for 191 -191 .

Collector (or other sanctioning officer to be named).

Signature and designation of the officer submitting this estimate.

Tahsildar or other officer (to be named).

* *Specification.*

District

Taluk

Village No.

Name of Work No.

ESTIMATE ABSTRACT.

Budget head

Main head

Sub-head

Amount of Estimate

Sanction No. and Date.

*To be filled in by Salt officers.

30

Abstract Estimate.

Quantity	Description of work.	Rate.			Per	Amount.			Total.		
1	2	3			4				6		
		Rs.	A.	P.		Rs.	A.	P.	Rs.	A.	P.
3874 Sft	Paved with pressed tiles over ½" lime mortar and pointed with cement	40	-	-	Sft 100	1550	-	-			
3754 Sft	Terrace flooring with brick on edge 3" concrete bottom lime plastered	40	-	-	-do-	1502	-	-			
2388 Sft	Terrace roofing with brick on edge 3" concrete and 3 courses of flat tiles top and bottom lime plastered.	50	-	-	-do-	1194	-	-			
18279 Sft	Roofing with Mangalore tiles imbedded in lime mortar over flat tiles including teak reepers	50	-	-	-do-	9140	-	-			
63044 Sft	Plastering with lime mortar 2 coats	5	-	-	-do-	3152	-	-			
13497 Sft	Painting three coats	9	-	-	-do-	1215	-	-			
29460 Sft	Painting two Coats	7	-	-	-do-	2062	-	-			
1152 Sft	Mangalore tiled sun-sades with necessary supports and fixing complete	1	4	-	Sft	1440	-	-			
600 Sft	Masonry staircase with Cuttatone step and landing including plastering complete	4	8	-	Sft	2900	-	-			
70 Rft	Brick parapet wall with wooden hand rail ~~Steel iron railing with necessary supports fixing and plating complete~~	3	-	-	Rft	210	-	-			
577 Rft	Encasing the R.S.J. lintels with wire netting and cement concrete plastering complete.	1	8	-	Rft	866	-	-			
	* Supervision charges at 5 per cent.										
	* Contingencies at about 5 per cent.										
						Grand Total Estimate ..					

* To be filled in by Salt officers.

Divisional officer (or other countersigning officer to be named).

Sanctioned for 191 -191 .

Signature and designation of the officer submitting this estimate.

sanctioning officer to

* *Specification.*

District

Taluk

Village No.

Name of Work No.

ESTIMATE ABSTRACT.

Budget head

Main head

Sub-head

Amount of Estimate

Sanction No. and Date.

*To be filled in by Salt officers.

Abstract Estimate.

Quantity	Description of work.	Rate. Rs.	A.	P.	Per	Amount. Rs.	A.	P.	Total. Rs.	A.	P.
1	2	3			4				6		
1512 Sft	¾" Plank ceiling with necessary mouldings fixing and painting complete	75	-	-	Sft 100	11.34	-	-			
6 Nos	Finishing square pillars and pilasters with caps and bases including fine plastering complete	10	-	-	each	60	-	-			
L.S.	Finishing pediment with necessary mouldings and plastering complete				L.S.	50	-	-			
730 Rft	Mangalore ridge tiling	25	-	-	100 Rft	183	-	-			
	Total Rs					106.58	-	-			
	Contingencies @ 5%					5.30	-	-			
	Petty Supervision @ 2½%					2.62	-	-			
	Grand TOTAL Rs					114.00	-	-			

Plinth Area: GF - 7045 Sft
FF - 10255 Sft
Cubic Contents: 499880 Cft
Cost per Cft: Rs 0-3-7·8

* Supervision charges at 5 per cent.

* Contingencies at about 5 per cent.

Grand Total Estimate ..

* To be filled in by Salt officers.

Divisional officer (or other countersigning officer to be named).

Sanctioned for 191 -191 .

Collector (or other sanctioning officer to be named

Signature and designation of the officer submitting this estimate.

Tahsildar or other officer (to be named).

* Specification.

District

Taluk

Village No.

Name of Work No.

ESTIMATE ABSTRACT.

Budget head

Main head

Sub-head

Amount of Estimate

Sanction No. and Date.

* be filled in by Salt officers.

Office copy.

Duplicate

Abstract Estimate.

Quan.	Description of work.	Rate. Rs.	A.	P.	Per	Amount. Rs.	A.	P.	Total. Rs.	A.	P.
1	2	3			4				6		
	ENGINEERING SCHOOL - Vizagapatam -										
	CORRUGATED IRON LATRINE OF 18 SEATS WITH ROOF San No 18/1915.										
Cft.	Earth work Excavation for foundation	4	8	-	Cft. 1000	2	-	-			
Cft.	Filling basement with clean sand	3	-	-	100	4.	-	-			
Cft.	Concrete broken stone in lime mortar	16	-	-	"	10	-	-			
Cft.	Brick in lime mortar	27	-	-	"	191	-	-			
Sft.	Plastering with cement ½" thick	16	-	-	Sft 100	90	-	-			
Sft.	Flooring with 1½" Cuddapah slabs on 4" concrete including pointing cement to the full ~~width~~ depth of the slab	42	-	-	"	80	-	-			
Sft.	Flooring with 1½" Cuddapah slabs and pointed with cement	35	-	-	"	22	-	-			
Sft.	Cuddapah slabs 1½" thick	0	6	-	Sft.	18	-	-			
Cft.	Cut stone work	1	-	-	Cft.	5	-	-			
Nos.	3" stone ware pipes 2' long	1	-	-	Each	16	-	-			
Cft.	Broken stones ½" to 1½" thick	15	-	-	Cft. 100	5	-	-			
1 No.	Latrine of 18 seats with corrugated iron walling partition, roofingw with T iron rafters L. iron reepers including pans &c. complete				L.S.	1420	-	-			
	* Supervision charges at 5 per cent.										
	* Contingencies at about 5 per cent.										
	Grand Total Estimate ..										

* To be filled in by Salt officers.

Divisional officer (or other countersigning officer to be named).

Sanctioned for 191 -191 .

Signature and designation of the officer submitting this estimate.

Collector (or other sanctioning officer to be named).

Tahsildar or other officer (to be named).

* *Specification.*

District

Taluk

Village No.

Name of Work No.

ESTIMATE ABSTRACT.

Budget head

Main head

Sub-head

Amount of Estimate

Sanction No. and Date

*To be filled in by Salt officers.

Abstract Estimate.

114

Quantity.	Description of work.	Rate.			Per	Amount.			Total.		
1	2	3			4	5			6		
		Rs.	A.	P.		Rs.	A.	P.	Rs.	A.	P.
2823 Sft.	Painting corrugated iron sheets both sides 2 coats	5	-	-	Sft. 100	142	-	-			
	Iron grating				L.S.	20	-	-			
	Erecting Latrine	-	-	-	L.S.	150	-	-			
	T o t a l ------					2175	-	-			
	Contengencies @ 5%					110	-	-			
	Petty supervision @ 2½%					55	-	-			
	Grand total Rs.-					2340	-	-			
	Cost for 18 seats Rs. 2340.										
	cost for 1 seat Rs. 130.										
	* Supervision charges at 5 per cent.										
	* Contingencies at about 5 per cent.										
									Grand Total Estimate ..		

* To be filled in by Salt officers.

Divisional officer (or other countersigning officer to be named).

Signature and designation of the officer submitting this estimate.

Sanctioned for 191 -191 .

Collector (or other sanctioning officer to be named).

Tahsildar or other officer (to be named).

Specification.

District

Taluk

Village No.

Name of Work No.

ESTIMATE ABSTRACT.

Budget head

Main head

Sub-head

Amount of Estimate

Sanction No. and Date.

* To be filled in by Salt officers.

115

Note by the Chief Engineer, Public Works Department, on C.A. design No. 111/1909.

This design for out-houses is issued by the Chief Engineer with reference to and in continuation of Circular Memorandums, Nos. 5810 C., dated 27th November 1907, and 3848 C., dated 29th July 1908.

It comprises three servants' godowns besides two godowns for syces, a coach-house, two stalls and a kitchen. These out-houses are intended for officers in the class V referred to in the last named circular.

On the question of cost attention is invited to Circular Memorandum, No. 5810 C., dated 27th November 1907.

9th August 1909.

F. J. Wilson,
Chief Engineer, P.W.D.

GENERAL SPECIFICATION OF OUT-HOUSES FOR A RESIDENCE—

CLASS V.

Drawing C.A. 111/1909. { *Scale* $\frac{1}{8}$″ = 1 foot. ,, $\frac{1}{4}$″ = 1 ,,

Foundation.—A depth 2 feet 6 inches with 12 inches lime concrete is provided for the servants' quarters and kitchen, and a depth of three feet with 2 feet lime concrete for the stables. The required depth and width will be settled locally according to the nature of the soil.

Pressure.—The maximum pressure on the soil in foundations as drawn is ·56 ton.

Walling.—Construct the walls of country brick in clay with the following exceptions where ground moulded brick in lime mortar shall be used :—

(*a*) One foot on top of walls.
(*b*) The basements, from the concrete to ground floor level.
(*c*) One foot round doors and windows.
(*d*) All archwork.
(*e*) The kitchen chimney and buttress.
(*f*) The piers in verandah in front of stables.
(*g*) The piers supported on the partition walls of stables.
(*h*) Steps.

Stone-work.—Dressed base stone 7″ × 7″ × 6″ are provided under the verandah posts in the servants' quarters.

Steps.—Construct the steps of brick on edge in lime mortar.

Wood-work.—The scantlings provided in the quantities are suited to teak, sal, ainee (*Artocarpus hirsuta*), Karramarudu (*Terminalia tomentosa*), Irumbogam (*Hopea parviflora*), or Australian jarrah, Blackbutt or Tallow wood. Erul (*Xylia dolabriformis*) or Pillaimarudu (*Terminalia paniculata*) may be used with an increase to scantlings as per table II of Circular No. 234 C. All timber should be well seasoned, free from shakes and other defects.

Verandah posts may be of stone if procurable at cheap rates, otherwise construct them of 4″ × 4″ timber.

Doors and windows.—The styles of doors and windows shall be not less than 1¼ inches thick. The doors and windows throughout shall be battened.

Roofs.—Cover the roofs with plain Mangalore pattern tiles on teak reepers, or with pan tiles.

Floors.—Construct the floor of servants' quarters, stables, syces' rooms and coach-house with 6 inches gravel well rammed. Construct the floor of kitchen with 12 inches square Cuddapah or other stone slabs, pointed with Portland cement over 4 inches lime concrete.

Construct the floor of verandah of kitchen block of 4 inches lime concrete rendered with ½ inch Portland cement.

Where the soil is damp the filling below the flooring shall be gravel or brick rubble.

Plaster.—Cover the walls inside and outside with two coats of plaster and lime wash.

Painting and wood oiling.—Paint the doors and windows three coats.

Twice wood oil and well rub after each oiling the roof timbers, verandah posts, and slip rails in the stables.

Shelves.—Construct in the kitchen in the Recess shown, three tiers of Cuddapah slab shelves each shelf being 12 inches from front to back and 3 feet wide in the clear.

The buildings shown on drawing C.A. 111/1909 are estimated to cost from Rs. 2,250 to Rs. 3,350 according to locality.

W. H. Nicholls,
Consulting Architect to Government.

29th July 1909.

SCHEDULE of quantities—Detail measurements.

Detail of work.	Number.	Measurements in feet. Length.	Breadth.	Depth.	Area or contents.	Total quantity of each description of work.
1	2	3	4	5	6	7
SCHEDULE OF QUANTITIES FOR OUT-HOUSE FOR A RESIDENCE—CLASS V, No. C.A. 111/1909.		FT. IN.	FT. IN.	FT. IN.		
SERVANTS' HOUSES.						
Earthwork Excavating foundations.						
Main room walls all round	1	87 6	3 0	2 6	656	
Side walls of verandah	2	3 0½	3 0	2 6	46	
Cross walls of rooms	2	8 1½	2 0	2 6	81	
Verandah retaining wall	1	29 7½	1 9	2 6	130	
Steps	2	3 6	2 0	0 6	7	
Total earthwork excavating foundations, c.ft.	..	..	..	..	..	920
Filling basement with earth.						
Rooms	3	9 7½	9 7½	0 6	130	
Verandah	1	31 1½	3 0½	0 6	48	
Total filling in basement with earth, c.ft.	..	..	..	..	..	178
Concrete broken brick in lime-mortar.						
Main room walls all round	1	87 6	3 0	1 0	263	
Side walls of verandah	2	3 0½	3 0	1 0	18	
Cross walls of rooms	2	8 1½	2 0	1 0	33	
Verandah retaining wall	1	29 7½	1 9	1 0	52	
Steps	2	3 6	2 0	0 6	7	
Total concrete, c.ft.	..	..	..	..	..	373
Ground moulded brick in lime-mortar (in foundations and basement).						
Main room wall all round	1	87 6	1 6	2 6	328	
Side walls of verandah	2	3 7½	1 6	2 6	27	
Cross walls of rooms	2	9 7½	1 1½	2 6	54	
Verandah retaining wall	1	31 1½	0 9	2 6	58	
Steps	2	3 0	1 0	0 6	3	
Total ground moulded brick in lime-mortar, c.ft.	..	..	..	..	..	470
Country brick in clay (superstructure).						
Main room wall all round	1	87 6	1 1½	9 9	960	
Side walls of verandah	2	4 0	1 1½	8 3	74	
Cross walls of rooms	2	10 0	0 9	9 9	146	
Gables over do.	2	11 1½ / 2	0 9	3 6	29	
Do. end walls	2	11 1½ / 2	1 1½	3 6	44	
Verandah piers at ends	2	1 6	1 1½	6 6	22	
Total	..	..	..	..	1,275	..
Deduct for—						
Doors	3	3 0	1 1½	6 0	61	
Windows	3	3 0	1 1½	4 0	41	
Ground moulded bricks in lime-mortar as per details below, c.ft.	..	..	..	..	231	
Archwork brick in lime-mortar as per details below, c.ft.	..	..	..	..	28	
Total deductions, c.ft.	..	..	..	..	361	
Net country brick in clay, c.ft.	..	..	..	..	..	914
Ground moulded brick in lime-mortar (in superstructure).						
Top course on main room wall	1	91 6	1 1½	1 0	103	
Do. side walls of verandah	2	4 6	1 1½	1 0	10	
Do. cross walls	2 × 2	6 6	0 9	1 0	20	
Do. verandah piers	2	1 6	1 1½	1 0	3	
Around doors	3	13 0	1 1½	1 0	44	
Do. Windows	3	15 0	1 1½	1 0	51	
Total ground moulded brick in lime-mortar in superstructure, c.ft.	..	..	..	..	..	231

Schedule of quantities—Detail measurements—*cont.*

Detail of work.	Number.	Measurements in feet. Length.	Breadth.	Depth.	Area or contents.	Total quantity of each description of work.
1	2	3	4	5	6	7
SERVANTS' HOUSES—*cont.*		FT. IN.	FT. IN.	FT. IN.		
Archwork ground moulded brick in lime mortar.						
Over doors	3	3 9	1 1½	1 1½	14	
Do. windows	3	3 9	1 1½	1 1½	14	
Total, archwork, c. ft.	..	..	..	..	..	28
Cut stone work.						
Base stones of verandah posts	3	0 7	0 7	0 6	0·51	
Total, cutstone work, c. ft.	..	..	..	..	..	0·51
Timber, wrought and put up.						
Common rafters, front	19	13 6	0 2	0 3½	12·47	
Do. rear	19	9 0	0 2	0 3½	8·31	
Ridge piece	1	37 0	0 2½	0 8	5·14	
Wall plates	2	37 0	0 3	0 3	4·63	
Bressummers	1	37 0	0 4	0 6	6·17	
Verandah posts	3	6 0	0 4	0 4	2·00	
Total, timber wrought and put up, c. ft.	..	..	..	..	..	38·72
Roofing with plain Mangalore tiles over teak reepers, etc., complete.						
Front portion	1	36 9	13 6	..	496	
Rear do.	1	36 9	9 0	..	256	
Total, roofing with Mangalore tiles, c. ft.	..	..	..	..	..	752
Plastering with lime-mortar two coats and white washed.						
Exterior—						
Basement all round	1	101 1½	1 3	..	126	
Walls all round	1	58 3	..	9 0	524	
Side walls of verandah	2	4 0	..	8 3	66	
Piers in verandah	2	2 7½	..	6 0	32	
		12 3				
Gables over end walls	2	2	..	3 6	43	
Sides of steps	4	1 0	..	0 6	2	
Interior—						
Rooms	3	40 0	..	9 6	1,140	
		11 1½				
Gables	6	2	..	3 6	117	
Verandah walls, etc.	1	31 6	..	9 0	284	
Side walls of verandah	2	2 8½	..	8 3	44	
Sides of verandah piers	2	2 7½	..	6 0	32	
Sides and soffits of doors	3	15 0	..	0 10	38	
Sides, soffits and sill of windows	3	14 0	..	0 10	35	
Total	..	..	..	..	2,483	
Deduct for—						
Doors	3 × 2	3 0	..	6 0	108	
Windows	3 × 2	3 0	..	4 0	72	
Total deduction, sq. ft.	..	..	..	..	180	
Net plastering two coats, sq. ft.	..	..	..	..	..	2,303
Flooring with 6" gravel and well rammed.						
Rooms	3	9 7½	9 7½	..	278	
Verandah	1	31 1½	3 0½	..	85	
Total, flooring, sq. ft.	..	..	..	..	..	363
Doors battened with frames, etc., complete.						
Doors	3	3 0	..	6 0	54	
Total, doors batten, sq. ft.	..	..	..	..	..	54

117

Schedule of quantities—Detail measurements—*cont.*

Detail of work.	Number.	Measurements in feet. Length.	Breadth.	Depth.	Area or contents.	Total quantity of each description of work.
1	2	3	4	5	6	7
SERVANTS' HOUSES'—*cont.*		FT. IN.	FT. IN.	FT. IN.		
Windows battened with frames, etc., complete.						
Windows	3	3 0	..	4 0	36	
Total windows batten, sq. ft.	..	..	..	..	..	36
Painting with three coats.						
Doors	3	3 0	0 2½	6 0	122	
Windows	3	3 0	0 2½	4 0	81	
Total painting three coats, sq. ft.	..	..	..	..	..	203
Wood oiling two coats.						
Common rafters front	19	13 6	..	0 9	192	
Do. rear	19	9 0	..	0 9	128	
Ridge piece	1	37 0	..	1 6½	57	
Bressummers	1	37 0	..	1 4	49	
Verandah posts	3	6 0	..	1 4	24	
Total, woodoiling two coats, sq. ft.	..	..	..	..	..	450
STABLES.						
Earthwork excavating foundations.						
Walls all round stalls and room	1	96 0	2 6	3 0	720	
Walls of coach-house	1	35 4½	2 6	3 0	265	
Longitudinal wall of stalls	1	19 3	2 6	3 0	145	
Cross wall of stalls	1	12 3	2 6	3 0	92	
Do. of syce's rooms	1	8 7½	2 6	3 0	65	
Tie walls in front of stalls	2	8 7½	2 6	3 0	129	
Buttress	1	2 0	2 6	3 0	15	
Total earthwork excavating, c.ft.	..	..	..	..	..	1,431
Filling in basement with earth.						
Coach-house	1	14 7½	9 7½	0 3	49	
Syce's room	2	9 7½	9 7½	0 3	46	
Total filling in basement, c.ft.	..	..	..	..	..	95
Concrete broken brick in lime-mortar.						
Walls all round stalls and room	1	96 0	2 0	2 0	480	
Walls of coach-house	1	35 4½	2 6	2 0	177	
Longitudinal wall of stalls	1	19 3	2 6	2 0	96	
Cross wall of stalls	1	12 3	2 6	2 0	61	
Do. of syce's room	1	8 7½	2 6	2 0	43	
Tie walls in front of stalls	2	8 7½	2 6	2 0	86	
Buttress	1	2 0	2 6	2 0	10	
Total concrete broken brick in lime-mortar, c.ft.	..	..	..	..	..	953
Ground moulded brick in lime-mortar (in founds and basement).						
Walls all round stables, etc.	1	96 0	1 6	1 9	252	
Walls of coach-house	1	36 10½	1 6	1 9	97	
Longitudinal wall of stalls	1	20 9	1 6	1 9	55	
Cross wall of stalls	1	13 0	1 6	1 9	34	
Do. of syce's rooms	1	9 7½	1 6	1 9	25	
Tie walls in front of stalls	2	9 7½	1 6	1 9	50	
Buttress	1	2 0	1 6	1 9	5	
Total ground moulded brick in lime-mortar, c.ft.	..	..	..	..	..	518
Country brick in clay (superstructure).						
Longitudinal wall in stalls	1	23 4½	1 1½	15 0	394	
Rear wall of syces' rooms	1	23 4½	1 1½	9 0	237	
Cross walls of syces' rooms	3	10 0	1 1½	9 0	304	

Schedule of quantities—Detail measurements—*cont.*

Detail of work.	Number.	Measurements in feet. Length.	Breadth.	Depth.	Area or contents.	Total quantity of each description of work.
1	2	3	4	5	6	7
STABLES—*cont.*		FT. IN.	FT. IN.	FT. IN.		
Country brick in clay (superstructure)—cont.						
Gables over syces' rooms	3	11 1½ / 2	1 1½	6 3	104	
Side and cross walls of stalls	3	13 4½	1 1½	11 0	497	
Walls of coach-house rear and side	1	26 1½	1 1½	9 0	265	
Front wall of do.	1	11 1½ / 6 0	1 1½	12 6	156	
Gable over end wall of coach-house	1	2 / 11 1½	1 1½	3 6	12	
Do. Large	1	2	1 1½	6 0	38	
Total	..	..	..	..	2,007	
Deduct for—						
Doors	2	3 0	1 1½	6 0	41	
Windows	2	2 0	1 1½	4 0	18	
Openings in cross walls large	1	4 3	1 1½	8 0	38	
Do. small	1	4 3	1 1½	5 0	24	
Opening in cross wall	1	2 0	1 1½	8 0	18	
Door in coach-house	1	8 6	1 1½	8 0	77	
Ground moulded bricks in lime-mortar as per details below, c. ft.	..		..	..	313	
Archwork as per details below, c. ft.	..	..	..	..	31	
Total, deductions c. ft.	..	..	..	..	560	
Net brick in clay, c. ft.	..	..	..	..	..	1,447
Ground moulded brick in lime-mortar (superstructure.)						
Over longitudinal wall in stalls	1	23 4½	1 1½	1 0	26	
Rear wall, syces' room	1	23 4½	1 1½	1 0	26	
Cross walls of do.	2×2	6 0	1 1½	1 0	27	
Side walls of stalls	2×2	6 6	1 1½	1 0	29	
Walls of coach-house	1	33 1½	1 1½	1 0	37	
Front wall of do.	1	11 1½	1 1½	1 0	13	
Piers in cross walls large	1	1 6	1 1½	5 9	10	
Do. small	1	1 1½	1 1½	2 6	3	
Around doors	2	14 0	1 1½	1 0	32	
Do. windows	2	14 0	1 1½	1 0	32	
Do. door of coach-house	1	18 0	1 1½	1 0	20	
Total	..	..	..	..	255	
Add for Buttress—	1	2 0	1 1½	9 0	20	
Piers in front	1	4 10½	1 1½	7 0	38	
Total ground moulded brick in lime-mortar, c. ft.	..	..	..	..	..	313
Archwork ground moulded brick in lime-mortar.						
Over doors	2	3 9	1 1½	1 1½	9	
Do. windows	2	3 9	1 1½	1 1½	9	
Do. coach-house door	1	10 0	1 1½	1 1½	13	
Total archwork, c. ft.	..	..	..	..	..	31
Cutstone work.						
Foot rest in stables	2	4 0	1 0	0 6	4	
Total cutstone work, c. ft.	..	..	..	..	..	4
Timber, wrought and put up.						
Common rafters front	10	23 0	0 2	0 3½	11·18	
Do. do.	4	20 0	0 2	0 3½	3·89	
Do. rear	20	18 3	0 2	0 3½	17·74	
Common rafters in front of coach-house	6	8 0	0 2	0 3½	2·33	
Upright of ventilators	11×2	3 0	0 2	0 3½	3·21	

118

Schedule of quantities—Detail measurements—*cont.*

Detail of work.	Number.	Measurements of feet. Length.	Breadth.	Depth.	Area of contents.	Total quantity of each description of work.
1	2	3	4	5	6	7
STABLES—*cont.*		FT. IN.	FT. IN.	FT. IN.		
Timber, wrought and put up—cont.						
Common Rafters in Ventilators	11 × 2	5 0	0 2	0 3½	5·35	
Wall plates under Ventilators	1	26 0	0 3	0 4	2·17	
Do. in rear rooms	1	26 0	0 3	0 3	1·63	
Purlin in rear rooms	1	26 0	0 3	0 6½	3·52	
Do. in stalls	2	27 0	0 3	0 6½	7·31	
Bressummer in stalls	1	27 0	0 3	0 6	3·38	
Wall plates in couch-house	1	12 9	0 3	0 3	0·80	
Ridge Piece in do.	1	12 9	0 2½	0 8	1·77	
Purlin in coach-house	1	12 9	0 3	0 6½	1·73	
Side posts of cross Bars	4	0 6	0 4	6 0	4·00	
Total Timber, wrought and put up, c. ft.	..	..	..	..	..	70·01
Plastered brick cornice.						
In front of coach-house	1	11 1½	..	..	11	
Total cornice, r. ft.	..	..	..	..	..	11
Roofing with plain Mangalore Tiles over teak reepers and complete.						
Over front oprtion	1	26 4½	18 0	..	475	
Do. front of coach-house	1	11 1½	8 0	..	89	
Do. rear rooms	1	37 6	13 0	..	488	
Do. roof ventilators	1 × 2	19 6	5 0	..	195	
Total Roofing, s. ft.	..	..	..	..	..	1,247
Plastering with two coats of lime plaster and white-washed.						
Exterior and Interior—						
Basement, all round	1	123 1½	..	1 0	123	
Walls, syces and stalls	1	47 1½	..	9 0	429	
Coach-house wall rear and side	1	28 4½	..	9 0	256	
Coach-house, front	1	11 1½	..	12 6	139	
Do. of stalls	1	5 0	..	9 0	45	
Verandah, piers and sides	1	12 9	..	7 0	89	
End walls of verandah	2	4 6	..	7 0	63	
		4 6	..	3 6		
Gables over end walls of verandah	2 × 2	2	..	2	32	
Syces rooms	2	40 0	..	9 0	720	
Stalls	2	32 4½	..	9 0	583	
Extra over stall walls	2	21 1½	..	6 0	254	
Coach-house over front	1	50 0	..	9 0	450	
Extra over front	1	10 0	..	3 6	35	
		22 3				
Gables	6	2 / 6 0	..	6 3	414	
Do. small, at end	1 × 2	2	..	3 6	21	
Do. do.	1 × 2	11 1½ / 2	..	6 3	69	
Sides of opening in stalls	1	22 6	..	1 1½	25	
Do. doors	2 × 2	6 0	..	0 10	20	
Do. windows	2	12 0	..	0 10	20	
Buttress	1	5 6	..	9 0	50	
Side of opening in cross wall	1	1 1½	..	8 0	9	
Total	..	..	..	..	3,848	
Deduct for—						
Doors	2 × 2	3 0	..	6 0	72	
Windows	2 × 2	2 0	..	4 0	32	
Openings in cross wall	1 × 2	2 0	..	7 6	30	
Do. in stall walls	1 × 2	4 3	..	8 0	68	
Do. small	1 × 2	4 3	..	5 0	85	
Door in coach-house	1 × 2	8 6	..	8 0	136	
Total deductions	..	..	..	..	423	
Net plastering, s. ft.	..	..	..	..	..	3,425

Schedule of quantities—Detail measurements—*cont.*

Detail of work.	Number.	Measurements in feet. Length.	Breadth.	Depth.	Area or contents.	Total quantity of each description of work.
1	2	3	4	5	6	7
STABLES—*cont.*		FT. IN.	FT. IN.	FT. IN.		
Flooring with 6" gravel and well rammed.						
Syces' rooms	2	9 $7\frac{1}{2}$	9 $7\frac{1}{2}$	..	185	
Stalls	2	12 0	9 $7\frac{1}{2}$	..	103	
Coach-house	1	14 $7\frac{1}{2}$	9 $7\frac{1}{2}$	..	141	
Ramp in front	2	6 0	8 0	..	96	
Total flooring with 6" gravel, s. ft.	..	..	..	..	..	525
Doors, battend, with frames, etc., complete.						
Doors	2	3 0	..	6 0	36	
In coach-house	1	8 6	..	8 0	68	
Total doors, battened, s. ft.	..	..	..	..	..	104
Windows, battened, with frames, etc., complete.						
Windows	2	2 0	..	4 0	16	
Total windows, battened, s. ft.	..	..	..	..	..	16
Eaves board, 7" deep and $\frac{3}{4}$" thick.						
In roof ventilator	2	19 6	..	..	39	
Total, eaves board, r. ft.	..	..	..	..	..	39
Painting with three coats.			times.			
Doors	2	3 0	$2\frac{1}{2}$	6 0	81	
Do. in coach-house	1	8 6	$2\frac{1}{2}$	8 0	153	
Windows	2	2 0	$2\frac{1}{2}$	4 0	36	
Total painting with three coats, s. ft.	..	..	..	..	..	270
Wood-oiling two coats.						
Common rafters, front	10	23 0	..	0 9	173	
Do. do.	4	20 0	..	0 9	60	
Do. rear	20	18 3	..	0 9	274	
Do. in front of coach-house	6	8 0	..	0 9	36	
Uprights of ventilators	11 × 2	3 0	..	0 9	50	
Common rafters in ventilators	11 × 2	5 0	..	0 9	83	
Purlin in rear rooms	1	26 0	..	1 4	35	
Do. in stalls	2	27 0	..	1 4	72	
Bressummer in stalls	1	27 0	..	1 3	34	
Ridge piece in do.	1	12 9	..	1 $6\frac{1}{2}$	20	
Purlin in stalls	1	12 9	..	1 4	17	
Side posts in cross bars	4	1 2	..	6 0	28	
Total wood-oiling, two coats, s. ft.	..	..	..	..	..	882
Solid bamboo for stalls.						
For cross bars in stalls	2 × 3	10 0	..	..	60	
Total solid bamboo in r. ft.	..	..	..	..	..	60
KITCHEN.						
Earthwork excavating foundations.						
Walls, all round	1	49 0	3 0	2 6	368	
Cross wall in kitchen	1	8 $1\frac{1}{2}$	1 9	2 6	36	
Verandah retaining wall	1	8 $1\frac{1}{2}$	1 9	2 6	36	
End walls of verandah	2	5 $0\frac{3}{4}$	3 0	2 6	76	
Extra at the sides of oven	2	1 0	1 6	2 6	8	
Buttress	1	2 3	3 0	2 6	17	
Steps	1	3 6	2 0	0 6	4	
Total earthwork excavating, c. ft.	..	..	..	..	..	545

Schedule of quantities—Detail measurements—*cont.*

Detail of work.	Number.	Measurements in feet. Length.	Breadth.	Depth.	Area or contents.	Total quantity of each description of work.
1	2	3	4	5	6	7
KITCHEN—*cont.*		FT. IN.	FT. IN.	FT. IN.		
Filling in basement with earth.						
Kitchen	1	9 $7\frac{1}{2}$	9 $7\frac{1}{2}$	0 8	62	
Verandah	1	9 $7\frac{1}{2}$	5 $0\frac{3}{4}$	0 8	32	
Under oven	1	7 6	1 $1\frac{1}{2}$	0 8	6	
Platform	1	8 0	1 6	1 6	18	
Total filling in basement, c. ft.	..	..	..	..	..	118
Concrete broken brick in lime mortar (founds and basement).						
Walls, all round	1	49 0	3 0	1 0	147	
Cross wall in kitchen	1	8 $1\frac{1}{2}$	1 9	1 0	14	
Verandah retaining wall	1	8 $1\frac{1}{2}$	1 9	1 0	14	
End walls of verandah	2	5 $0\frac{3}{4}$	3 0	1 0	30	
Extra at the sides of oven	2	1 0	1 6	1 0	3	
Buttress	1	2 3	3 0	1 0	7	
Steps	1	3 6	2 0	0 6	4	
Total concrete, c. ft.	..	..	..	..	..	219
Ground moulded brick in lime mortar (in founds and basement).						
Walls, all round	1	49 0	1 6	2 6	184	
Cross wall in kitchen	1	9 $7\frac{1}{2}$	1 6	2 6	36	
Verandah retaining wall	1	9 $7\frac{1}{2}$	1 6	2 6	36	
End walls of verandah	2	5 $9\frac{3}{4}$	1 6	2 6	44	
Extra at the sides of oven	2	1 0	1 6	2 6	8	
Buttress	1	2 3	1 $10\frac{1}{4}$	2 6	11	
Step	1	3 0	1 0	0 6	2	
Total ground moulded brick in lime mortar, c. ft.	..	..	..	..	..	321
Country brick in clay (superstructure).						
Walls, all round	1	49 0	1 $1\frac{1}{2}$	9 9	537	
Cross wall in round	1	10 0	0 9	9 9	73	
Gable over in round	1	11 $1\frac{1}{2}$ / 2	0 9	3 6	15	
Gables over end walls	2	12 3 / 2	1 $1\frac{1}{2}$	3 6	48	
End walls of verandah	1	6 0	1 $1\frac{1}{2}$	8 3	56	
Extra at sides of oven	2	1 0	1 6	9 9	29	
Total	..	..	..	..	758	
Deduct for—						
Door	1	3 0	1 $1\frac{1}{2}$	6 0	20	
Windows	2	2 0	1 $1\frac{1}{2}$	4 0	18	
Shelf	1	3 0	1 $1\frac{1}{2}$	4 0	14	
Arch opening in fire place	1	36·74 area.		1 $1\frac{1}{2}$	41	
Ground moulded brick in lime mortar as per details below, c. ft.	..	..	..	..	430	
Archwork as per details below, c. ft.	..	..	..	..	25	
Total deductions, c. ft.	..	..	..	..	548	
Net country brick in clay, c. ft.	..	..	..	..	..	210
Ground moulded brick in lime mortar (superstructure).						
Over main room wall	1	53 0	1 $1\frac{1}{2}$	1 0	60	
Cross wall	2	6 6	0 9	1 0	10	
End walls of verandah	2	4 6	1 $1\frac{1}{2}$	1 0	10	
Around arches	1	20 0	1 $1\frac{1}{2}$	1 0	23	
Do. doors	1	13 0	1 $1\frac{1}{2}$	1 0	15	
Do. windows	2	14 0	1 $1\frac{1}{2}$	1 0	32	
Do. shelf	1	15 0	1 $1\frac{1}{2}$	1 0	17	
Do. rear portion	1	3 0	0 $4\frac{1}{2}$	4 0	5	

SCHEDULE of quantities—Abstract.

Quantity.	Description of work.	Rate.	Per	Amount.	Total.
	1 SUPERINTENDENT'S QUARTERS. ENGINEERING SCHOOL. VIZAGAPATAM.				
	Servants' houses.				
920 c. ft.	Earthwork excavating foundations	4-8-0	1,000 c ft.	4	2
178 ,,	Filling in basement with earth	3-0-0	Do.	5	
379 ,,	Concrete broken brick in lime mortar	16-0-0	100 c. ft.	60	
470 ,,	Ground moulded brick in lime mortar (in founds and basement).	25-0-0	Do.	118	
914 ,,	Country brick in clay (superstructure)	22-0-0	Do.	201	
231 ,,	Ground moulded brick in lime mortar	27-0-0	Do.	62	
28 ,,	Archwork, ground moulded brick in lime mortar	29-0-0	Do.	8	
0·61 ,,	Cutstone work	1-0-0	C. ft.	1	
38·72 ,,	Timber, wrought and put up	9-0-0	Do.	348	
752 s. ft.	Roofing with plain Mangalore tiles over teak reepers, etc., complete.	35-0-0	100 s. ft.	263	
2,303 ,,	Plastering with lime plaster, two coats, and white-washed.	5-0-0	Do.	115	
363 ,,	Flooring with 6" gravel and well rammed	6-0-0	Do.	21	
54 ,,	Doors, batten with frames, etc., complete	2-4-0	S. ft.	122	
36 ,,	Windows, batten, with frames, etc., complete	2-4-0	Do.	81	
203 ,,	Painting with three coats	9-0-0	100 s. ft.	18	
450 ,,	Wood-oiling, two coats	3-8-0	Do.	16	
	Contingencies			74	Rs. 1600
	Petty supervision			45	
	Stables.				
1,453 c. ft.	Earthwork excavating foundations	4-8-0	1,000 c. ft.	10	
95 ,,	Filling in basement with earth	3-0-0	Do.	1	
953 ,,	Concrete broken brick in lime mortar	16-0-0	100 c. ft.	152	
518 ,,	Ground moulded brick in lime mortar	25-0-0	Do.	128	
1,447 ,,	Country brick in clay	22-0-0	Do.	319	
313 ,,	Ground moulded brick in lime mortar	27-0-0	Do.	85	
31 ,,	Archwork, ground moulded brick in lime mortar	29-0-0	Do.	9	
4 ,,	Cutstone work	1-0-0	C. ft.	4	
70·01 ,,	Timber, wrought and put up	9-0-0	Do.	630	
11 r. ft.	Plastered brick cornice	0-8-0	R. ft.	6	
1,247 s. ft.	Roofing with plain Mangalore tiles over flat tiles on teak reepers, etc.	35-0-0	100 s. ft.	436	
3,425 ,,	Plastering with two coats of lime plaster and white-washed.	5-0-0	Do.	171	
525 ,,	Flooring with 6" gravel and well rammed	7-0-0	Do.	37	
104 ,,	Doors, batten with frames, etc., complete	2-4-0	S. ft.	234	
16 ,,	Windows, batten, with frames, etc., complete	2-4-0	Do.	36	
39 r. ft.	Eaves boards, 7" deep and 1" thick	6-4-0	R. ft.	10	
270 sq. ft.	Painting with three coats	9-0-0	100 s. ft.	24	
383 ,,	Wood-oiling, two coats	3-8-0	Do.	31	
60 r. ft.	Solid bamboo for stalls	0-4-0	R. ft.	4	
	Contingencies			115	Rs. 2500
	Petty supervision			58	
	Kitchen.				
545 c. ft.	Earthwork excavating foundations		1,000 c. ft.		
118 ,,	Filling in basement with earth		Do.		
219 ,,	Concrete broken brick in lime mortar		100 c. ft.		
321 ,,	Ground moulded brick in lime mortar (in founds and basement).		Do.		
210 ,,	Country brick in clay (superstructure)		Do.		
430 ,,	Ground moulded brick in lime mortar (superstructure).		Do.		
25 ,,	Archwork, ground moulded brick in lime mortar		Do.		
2·42 ,,	Cutstone work		C. ft.		
18·92 ,,	Timber, wrought and put up		Do.		
403 s. ft.	Roofing with plain Mangalore tiles over teak reepers, etc., complete.		100 s. ft.		
1,420 ,,	Plastering with lime plaster two coats, and white-washed.		Do		
100 ,,	Flooring with Cuddapah slabs over 4" lime concrete and pointed with Portland cement.		Do.		
60 ,,	Flooring with 4" lime concrete and rendered with ½" Portland cement.		Do.		
18 ,,	Doors, batten, with frames, etc., complete		S. ft.		
16 ,,	Windows, batten, with frames, etc., complete		Do.		
14 ,,	Cuddapah slab shelf		Do.		
77 ,,	Painting with three coats		100 s. ft.		
191 ,,	Wood-oiling, two coats		Do.		
	Finishing up the chimney in kitchen, lump sum				
	Constructing cooking range with country pot oven, etc., complete lump sum.				
	Contingencies				
	Petty supervision				

W. H. NICHOLLS,
Consulting Architect, to Government Madras.


REVISED SITE PLAN
FOR
VIZAGAPATAM ENGINEERING SCHOOL
SCALE 100=1"
No. C.A. 31/1921
STAFF QUARTERS
WORK SHOP FUTURE EXTENSION
WORK SHOP FUTURE EXTENSION
PLAY GROUND
FUTURE EXTENSION
FUTURE EXTENSION
SCHOOL BLOCK
FUTURE EXTENSION
ROAD TO RIFLE RANGE
TO VIZAGAPATAM
HOSTEL FUTURE EXTENSION
FUTURE EXTENSION
SERVANTS QUARTERS
F.R.I.B.A.
CONSULTING ARCHITECT TO GOVT.
MADRAS 7-2-1921.
A.C.A


REVISED SITE PLAN
FOR
VIZAGAPATAM ENGINEERING SCHOOL
SCALE 100' = 1"
100 50 0 100 200 300 400 500 FEET.
N
E
W
No C.A 31/1921
STAFF QUARTERS.
WORK SHOP
FUTURE EXTENSION
WORK SHOP
FUTURE EXTENSION
WORK SHOP
No C.A 158
1919
PLAY GROUND.
SUPERINTENDENTS QR
No C.A 114, 115 & 116
1918
FUTURE EXTENSION
FUTURE EXTENSION
SCHOOL BLOCK
No C.A 149
1919
FUTURE EXTENSION
TO VIZAGAPATAM
ROAD TO RIFLE RANGE.
HOSTEL BLOCK
No C.A. 172 & 173
1918
HOSTEL BLOCK
No C.A. 177 & 178
1918
WARDENS QR
No C.A. 382
1918
KITCHEN & DINING
No C.A. 157
HOSTEL
FUTURE EXTENSION
FUTURE
EXTENSION
SERVANTS QUARTERS.
F.R.I.B.A.
CONSULTING ARCHITECT TO GOVT
MADRAS 7-2-1921
A C A

No C.A. 149/1919

VIZAG ENGINEERING SCHOOL

SCALE 1/16 INCH = 1 FOOT



FRONT ELEVATION

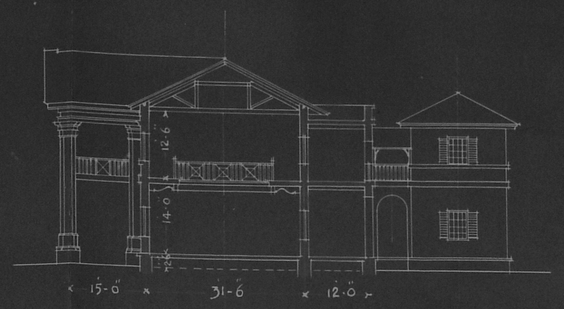

SECTION ON A.A.

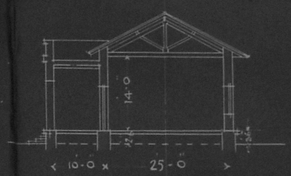

SECTION ON B.B.

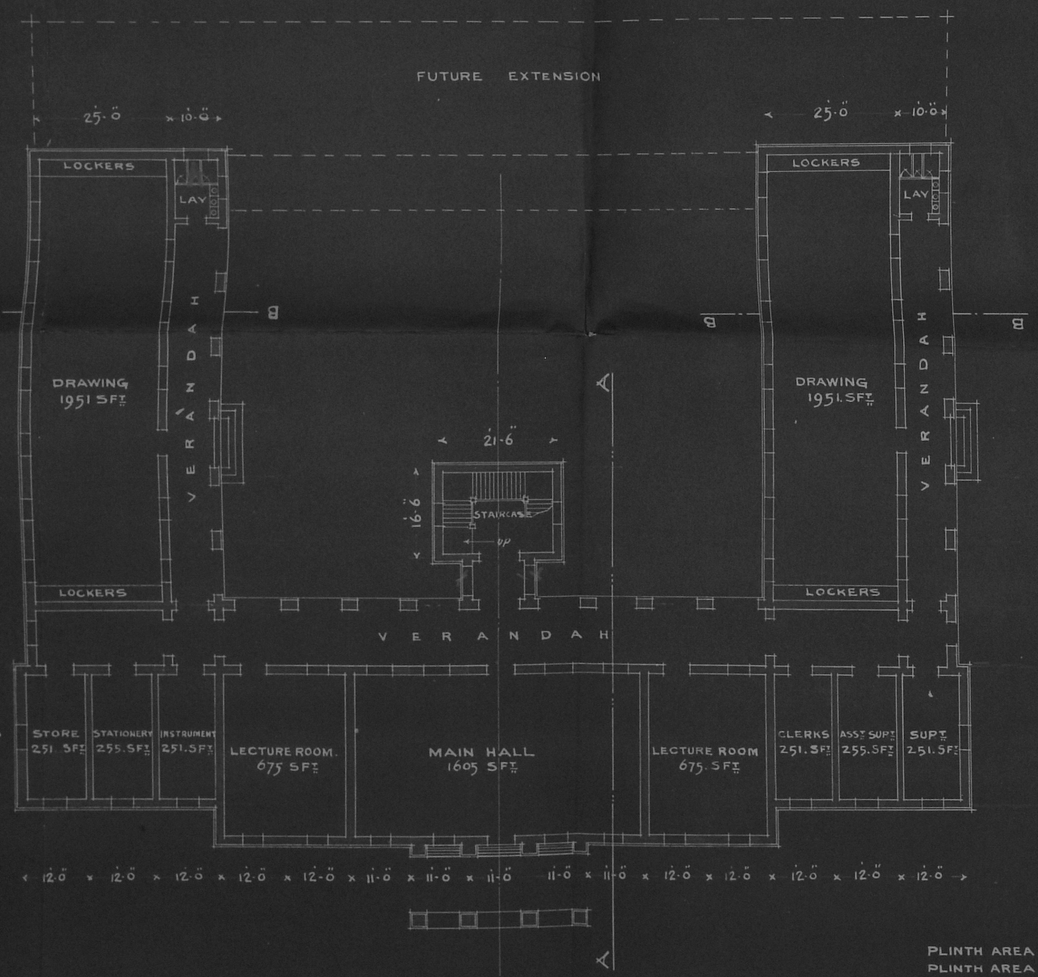
FUTURE EXTENSION
25·0
10·0
LOCKERS
LAV
DRAWING 1951 SFt
VERANDAH
21·6
16·6
STAIRCASE
UP
LOCKERS
VERANDAH
STORE 251 SFt
STATIONERY 255 SFt
INSTRUMENT 251 SFt
LECTURE ROOM 675 SFt
MAIN HALL 1605 SFt
LECTURE ROOM 675 SFt
CLERKS 251 SFt
ASSt SUPt 255 SFt
SUPt 251 SFt
12·0 x 12·0 x 12·0 x 12·0 x 12·0 x 11·0 x 11·0 x 11·0 x 11·0 x 11·0 x 12·0 x 12·0 x 12·0 x 12·0 x 12·0 x 12·0
2·5·0 x 12·0 x 12·0 x 12·0 x 12·0 x 12·0 x 12

48

HOSTEL · FOR · ~~50~~ · STUDENTS ·

SCALE $\frac{1}{8}$ INCH = 1 FT.

C. A. No. 177/1918

{ SEE ALSO C.A. 178/18 }

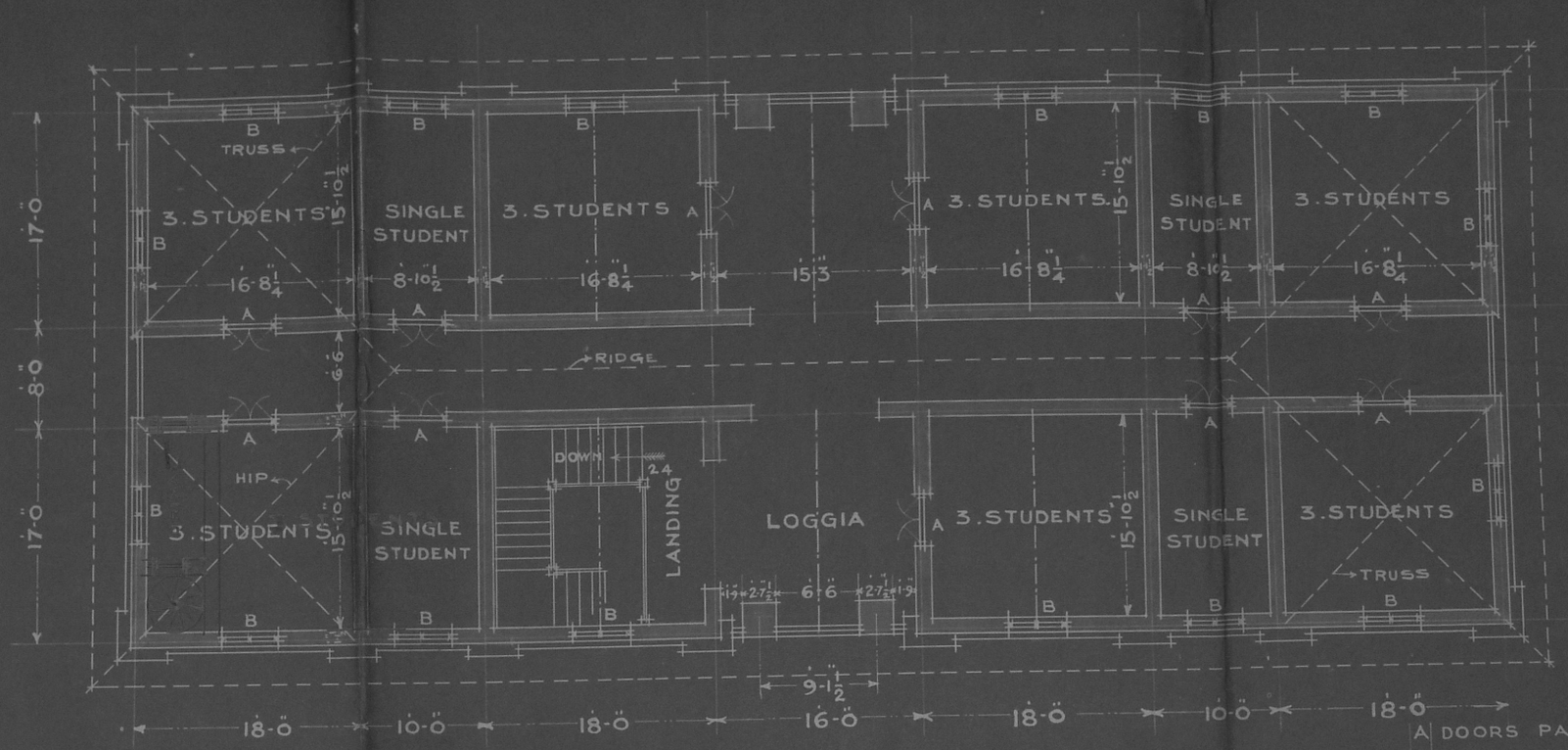

PLAN OF FIRST FLOOR

A	DOORS PANELLED	3-10½ X 8-0 CA
B	WINDOWS BATTENED WITH IRON BARS IN SIDE	4-6 X 5-0
C	WINDOWS ... DO ... DO ... DO ...	2-1 X 5-0

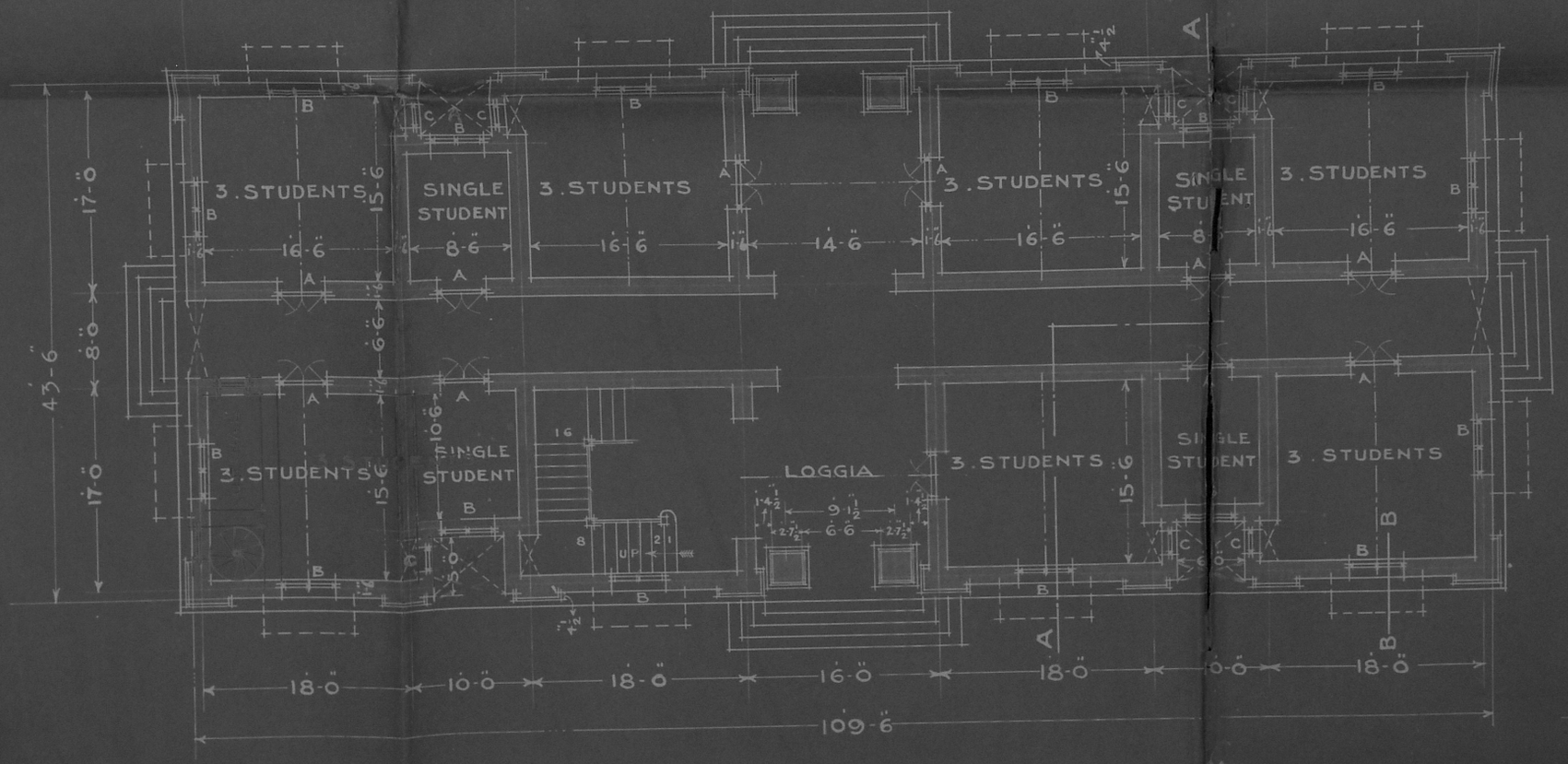

PLAN OF GROUND FLOOR

DRAWN. BY. A.C.N.

TRACED. BY. Ahmed Khan

PLINTH AREA ..... 4995. S.FT

CUBE ABOVE GROUND LEVEL 1,56,465. C.FT

A.C.A

CONSULTING ARCHITECT
TO THE GOVERNMENT OF MADRAS
1918

HOSTEL FOR 50 STUDENTS

SCALE 1/8 INCH = 1 FOOT

C. A. No. 178/1918

{ SEE C A 177/18 }

SIDE ELEVATION

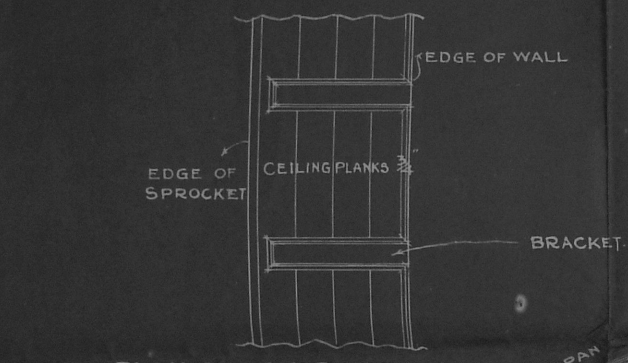

PLAN OF EAVES LOOKING UP

SCALE 1"/2 = 1F.

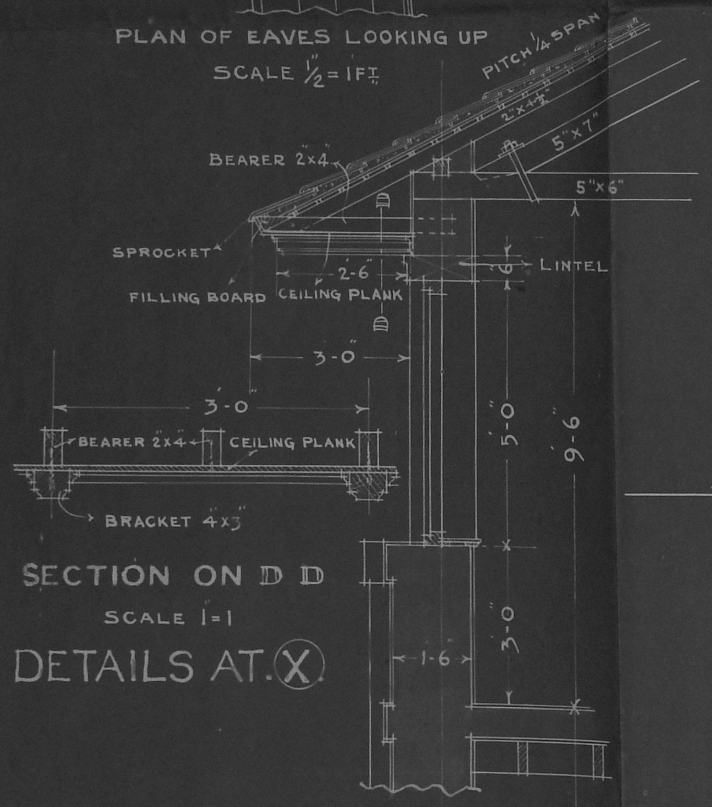

SECTION ON D D

SCALE 1=1

DETAILS AT. (X)

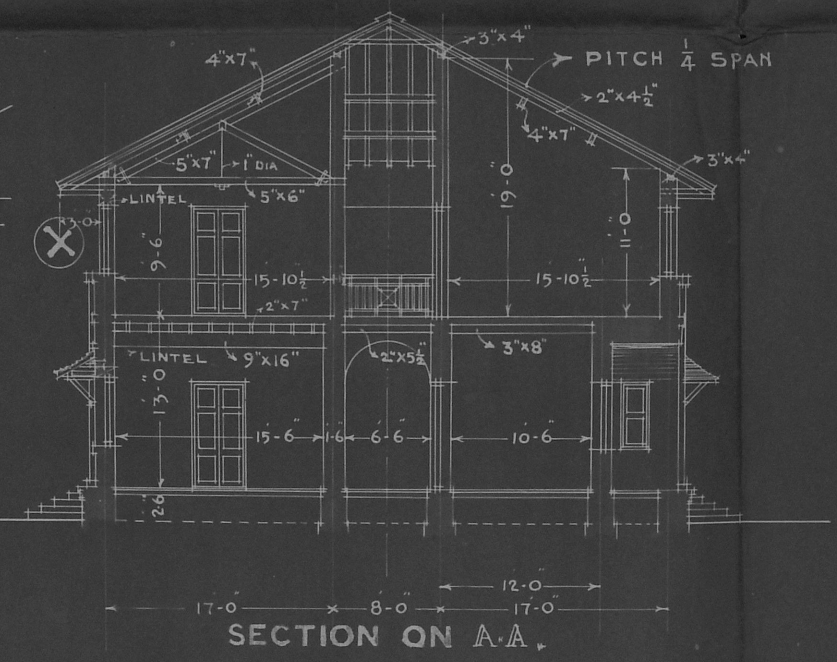

SECTION ON A.A.

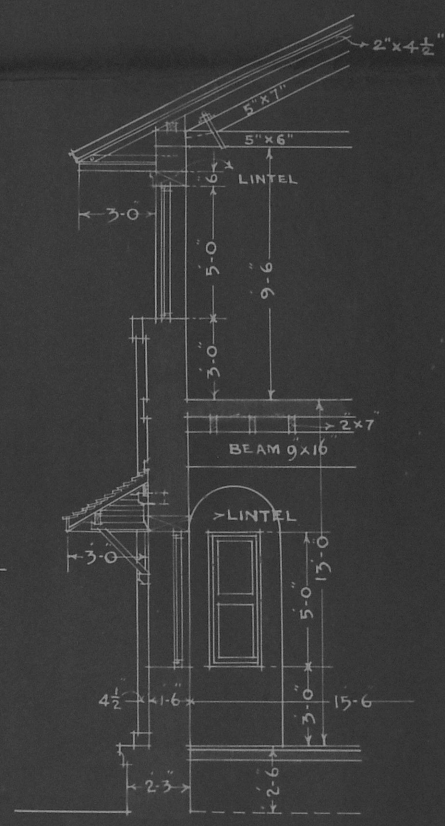

SECTION ON B.B.

SCALE 1/2 = 1'

SCALE 1/4 = 1'

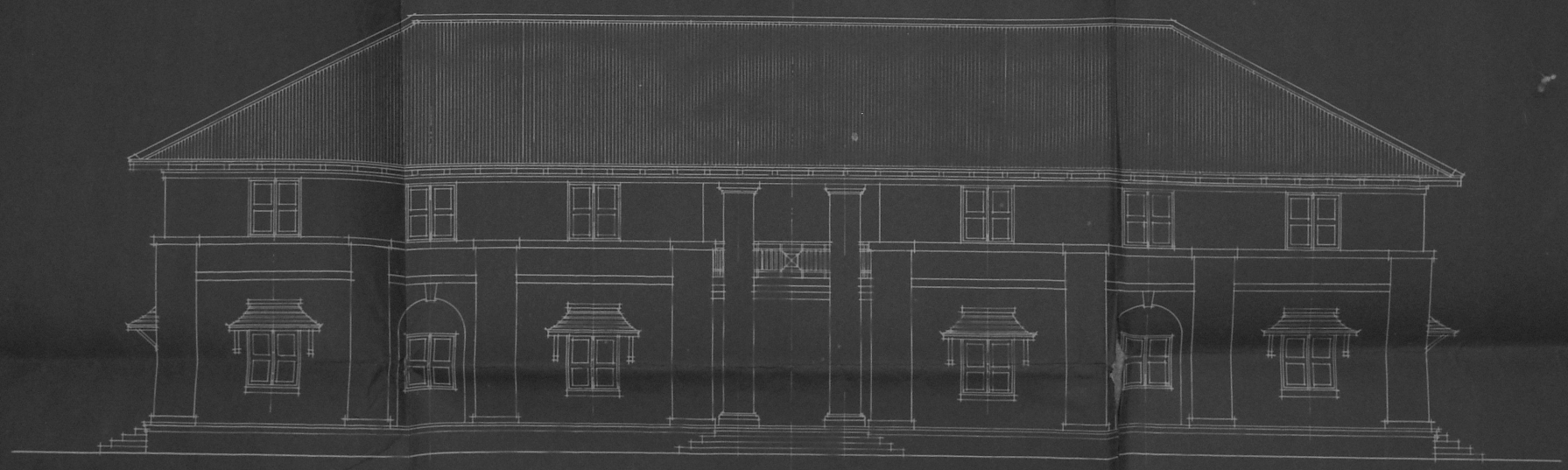

FRONT ELEVATION

DRAWN BY A.C.N.
TRACED BY. K Pandurangam.

A.C.A

CONSULTING ARCHITECT
TO THE GOVERNMENT OF MADRAS

1918

HOSTEL

KITCHEN DINING AND BATH ROOMS FOR 100 STUDENTS

SCALE, 1 INCH = 8 FT.

No. C.A 157/1919.



FRONT ELEVATION



SIDE ELEVATION

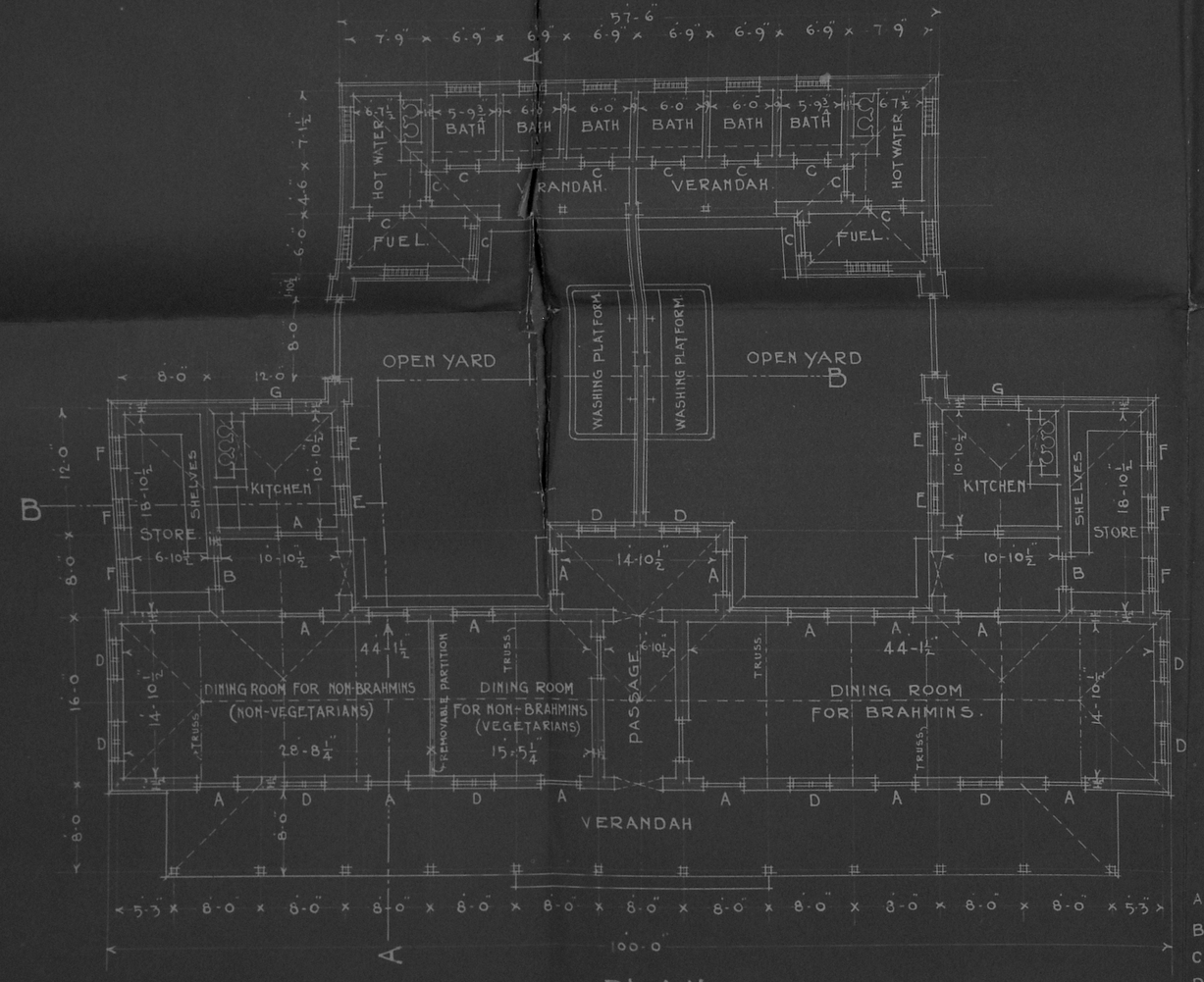

PLAN

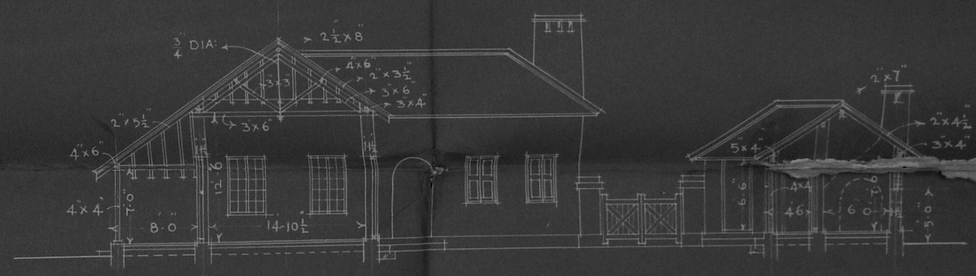

SECTION ON A.A.

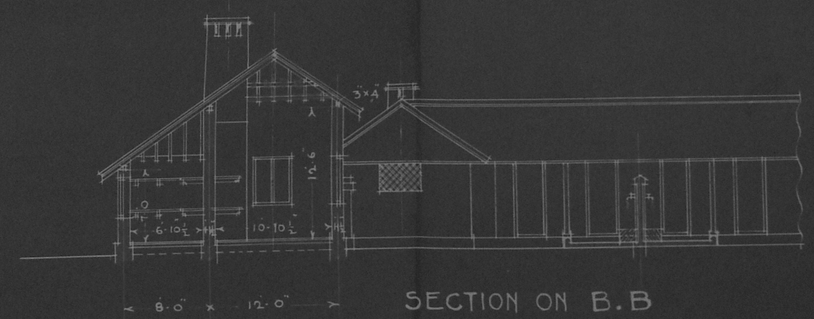

SECTION ON B.B

A DOOR PANELLED — 3'-10½" × 8'-0" C.A 64/1918

B DOOR BATTENED — 2'-10" × 7'-0" C.A. 215/1918.

C DOOR — Do — 2'-10" × 6'-6" C.A 73/1918

D WINDOW GLAZED — 3'-8½" × 5'-5" C.A 77/1918

E WINDOW PANELLED — 2'-9" × 4'-6" C.A 89/1918.

F WINDOW BATTENED WITH IRON BARS — 2'-9" × 4'-6" C.A. 225/1918.

G. — Do — Do — 3'-8½" × 4'-6" C.A 224/1918.

PLINTH AREA — 4,410 S.FT.

CUBICAL CONTENTS UP TO GROUND LEVEL — 60,320 C.FT.

P.A. A.C.A

CONSULTING ARCHITECT.
TO THE GOVERNMENT OF MADRAS.
1919.

DRAWN & TRACED BY. N.D. Anchabehara

CHECKED BY.

HOSTEL FOR 50 STUDENTS

SCALE 1/8 INCH = 1 FOOT

C. A. No. 178/1918

{ SEE C.A. 177/18 }

SIDE ELEVATION

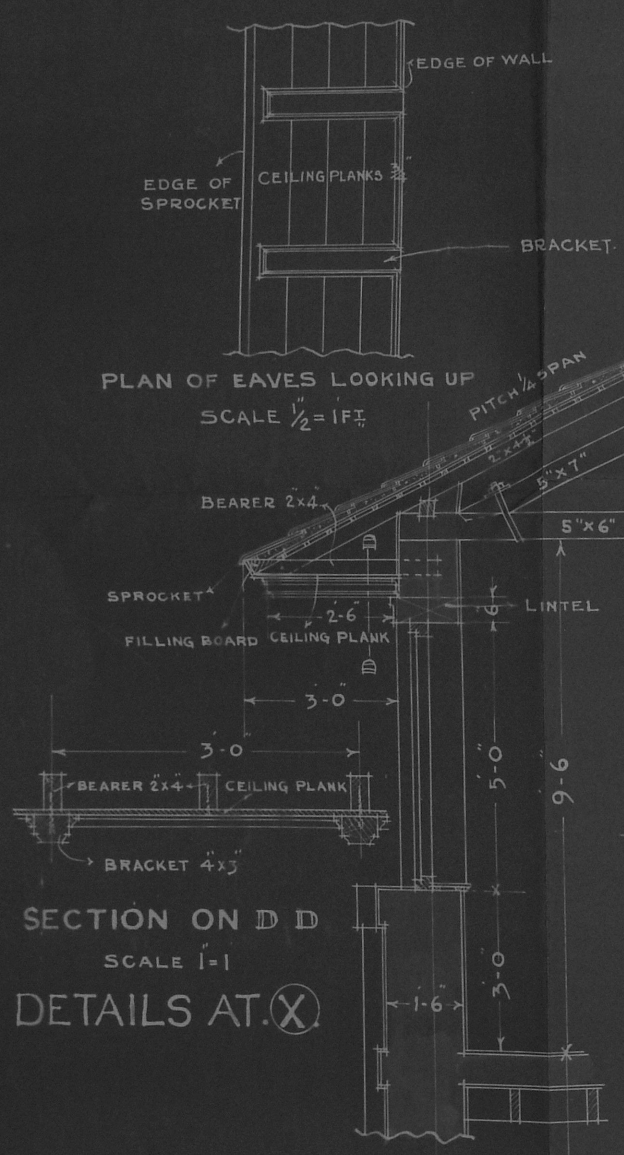

PLAN OF EAVES LOOKING UP

SCALE 1/2" = 1 FT.

SECTION ON D D

SCALE 1" = 1

DETAILS AT (X)

SCALE 1/2" = 1'

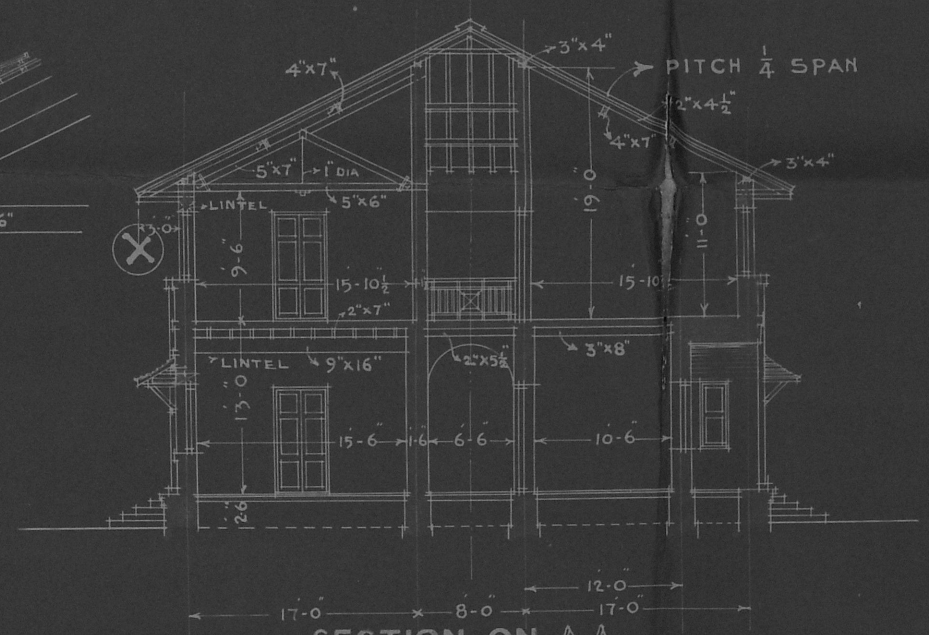

SECTION ON A.A.

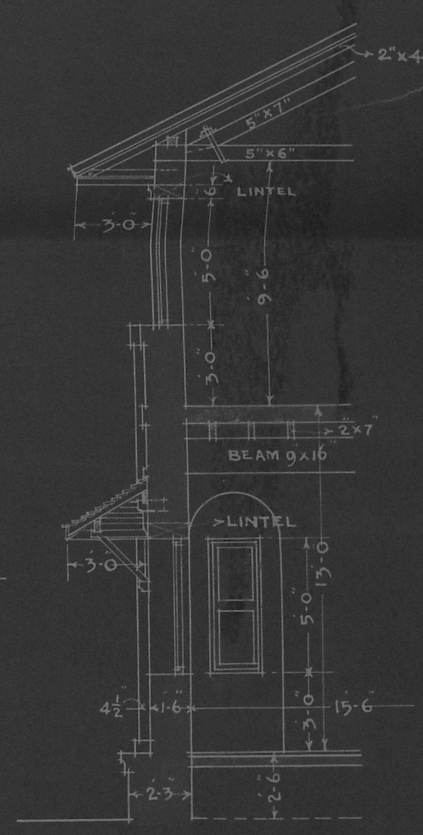

SECTION ON B.B.

SCALE 1/4" = 1'

FRONT ELEVATION

DRAWN BY A.C.N.

TRACED BY. [illegible]

A.C.A

3/9/18

W. Nicholls

CONSULTING ARCHITECT

TO THE GOVERNMENT OF MADRAS

4 Dec

1918

No. C.A. 158/1919

VIZAG ENGINEERING SCHOOL.
WORK SHOP

SCALE 1/8 INCH = 1 FOOT

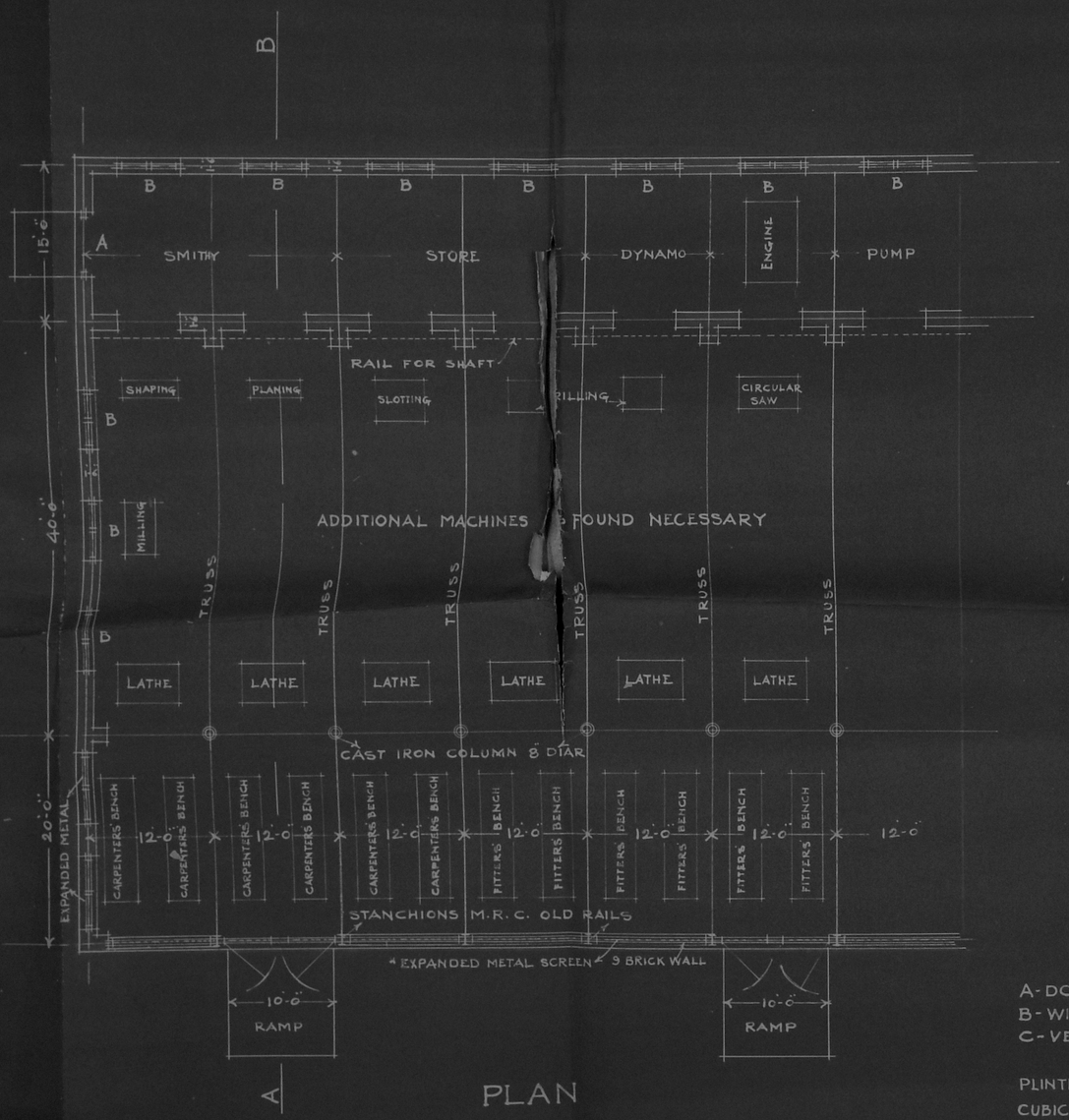

PLAN

ELEVATION

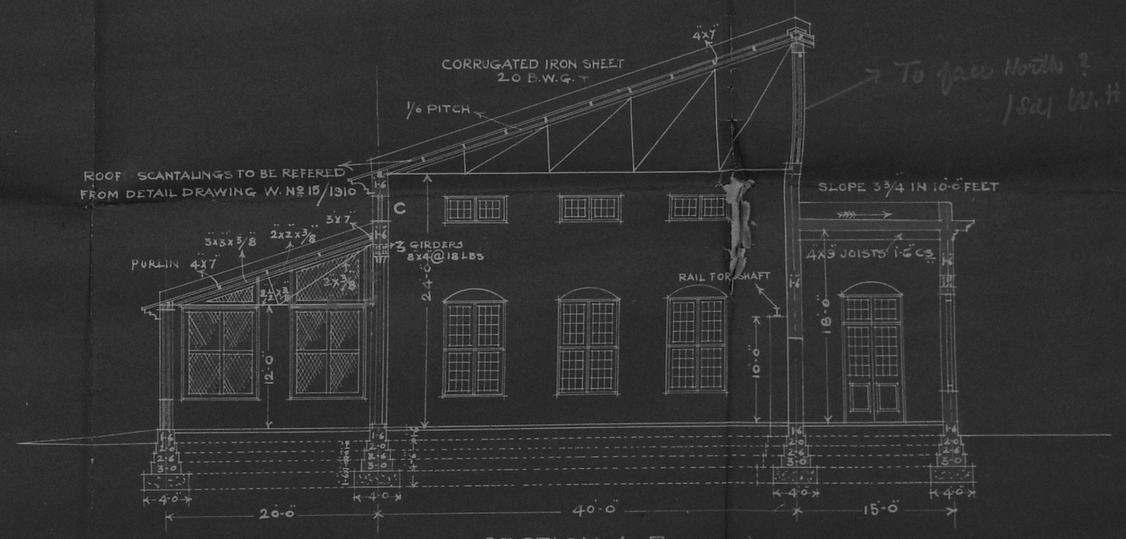

SECTION A-B

A - DOOR PANELLED & GLAZED - 6'-0"x12'-0"
B - WINDOW ------- GLAZED - 6'-0"x9'-0"
C - VENTILATOR ----- GLAZED - 6'-0"x2'-6"

PLINTH AREA FOR EACH BAY - 918 - SQUARE FEET
CUBIC CONTENT FOR EACH BAY - 26530 - CUBIC FEET

P.A. A.C.A.

CONSULTING ARCHITECT
TO THE GOVERNMENT OF MADRAS
1919

DRAWN & TRACED BY:-

HOSTEL · FOR · 50 · STUDENTS ·

SCALE $\frac{1}{8}$ INCH = 1 FT.

C. A. No. 177/1918

{SEE ALSO C.A. 178/18}

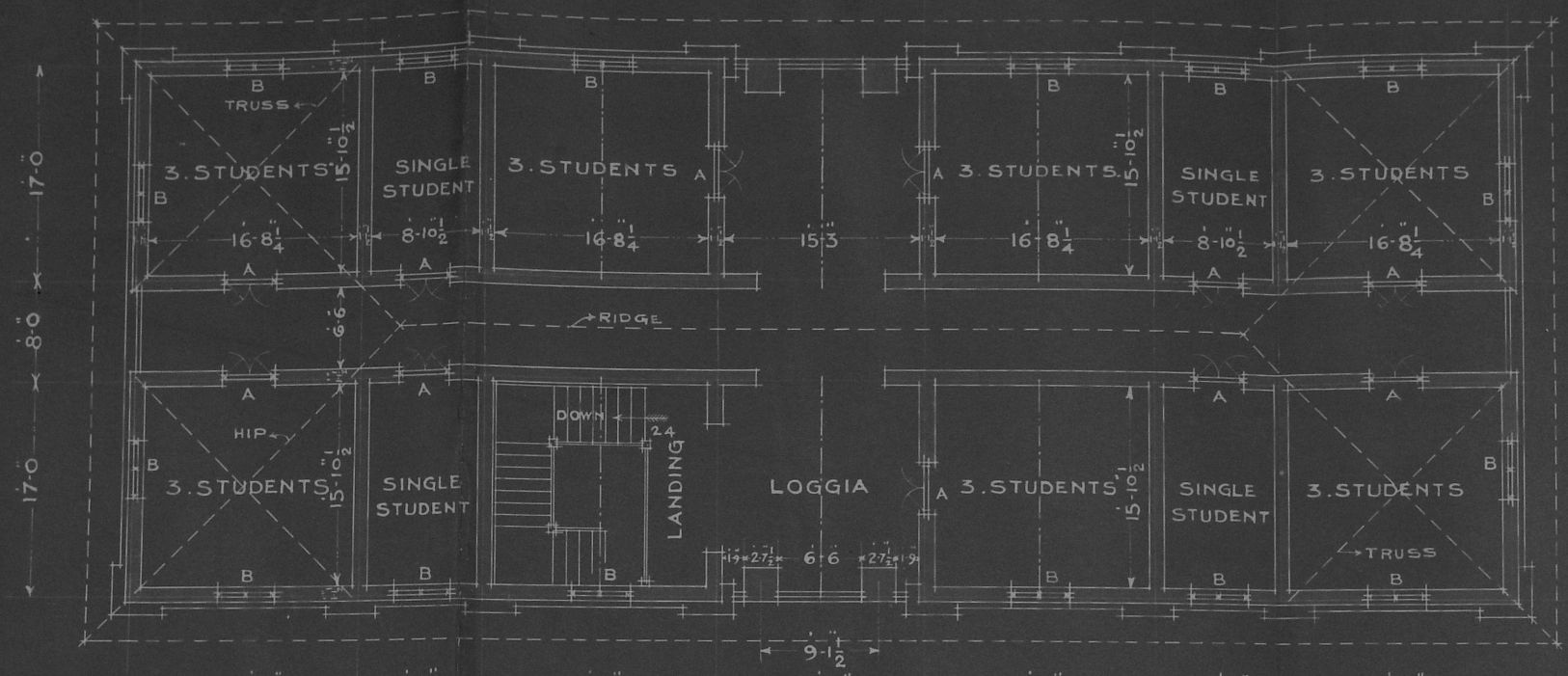

PLAN OF FIRST FLOOR

A DOORS PANELLED ..... 3-10½ X 8-0 C.A. 64/1918
B WINDOWS BATTENED WITH IRON BARS IN SIDE 4-6 X 5-0
C WINDOWS ..... DO ..... DO ..... DO ..... 2-1 X 5-0

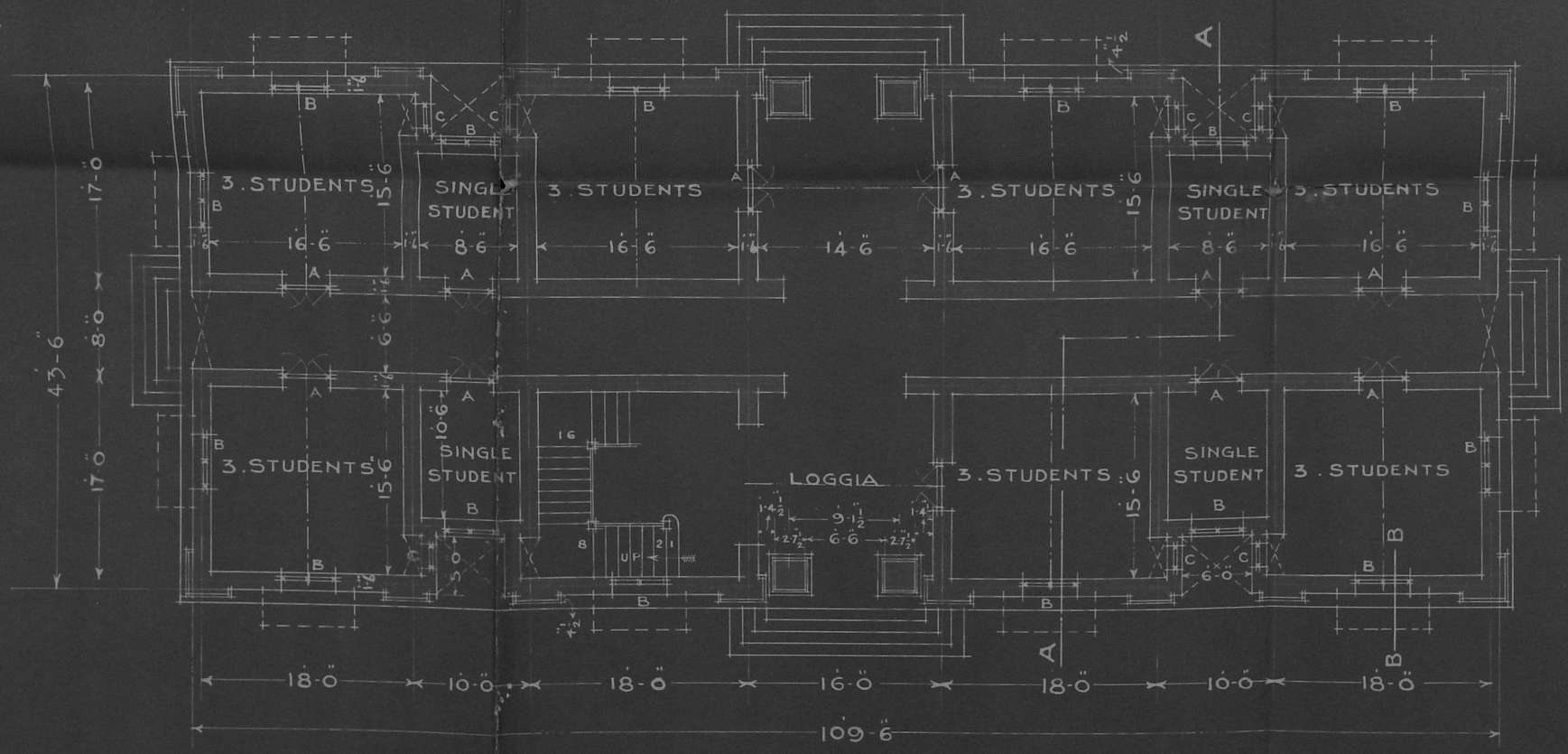

PLAN OF GROUND FLOOR

DRAWN BY. A.C.N.
TRACED BY. Ahmed Khan

PLINTH AREA ..... 4995 S.FT.
CUBE ABOVE GROUND LEVEL 1,56,465 C.FT.

A.C.A.

CONSULTING ARCHITECT
TO THE GOVERNMENT OF MADRAS
4 Dec 1918

VIZAG ENGINEERING SCHOOL.
WORK SHOP

SCALE 1/8 INCH = 1 FOOT

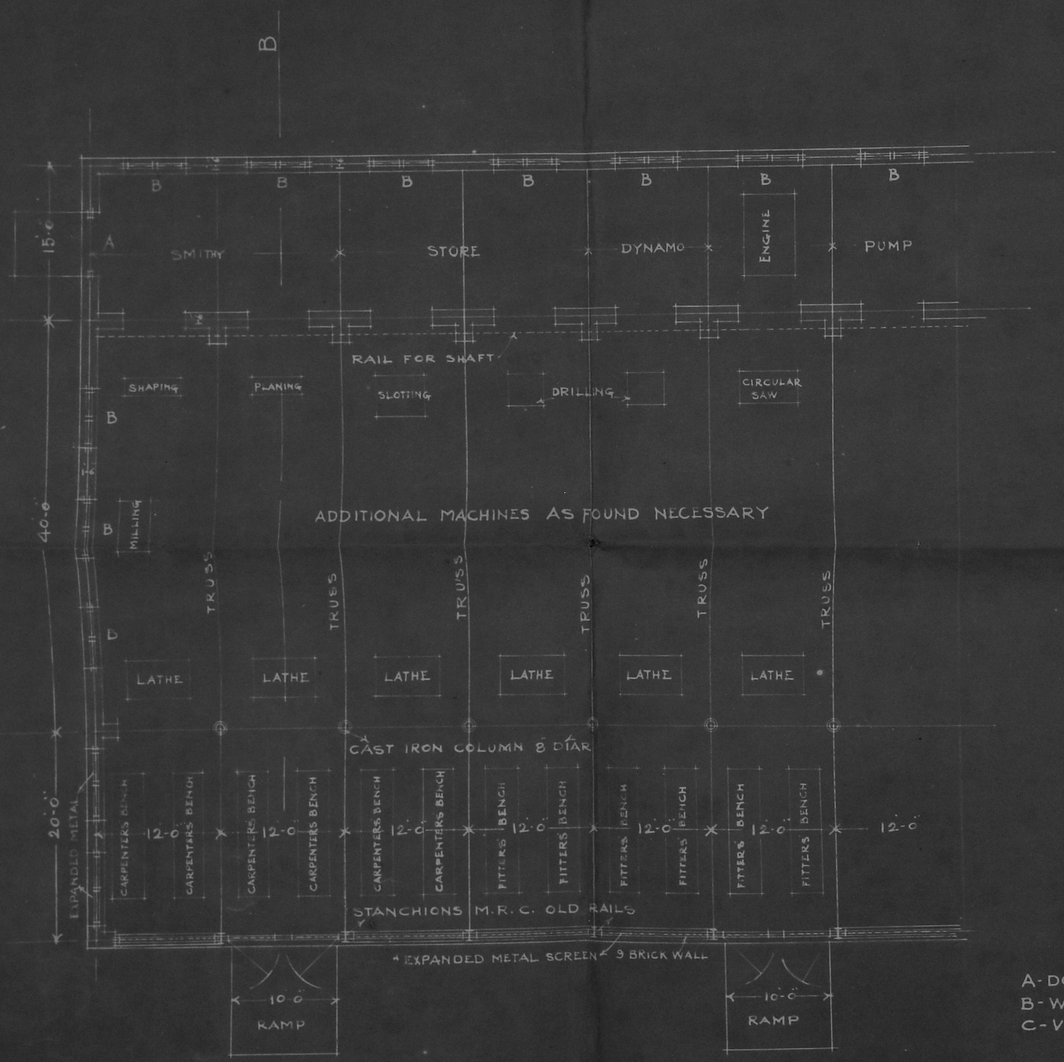

PLAN



ELEVATION

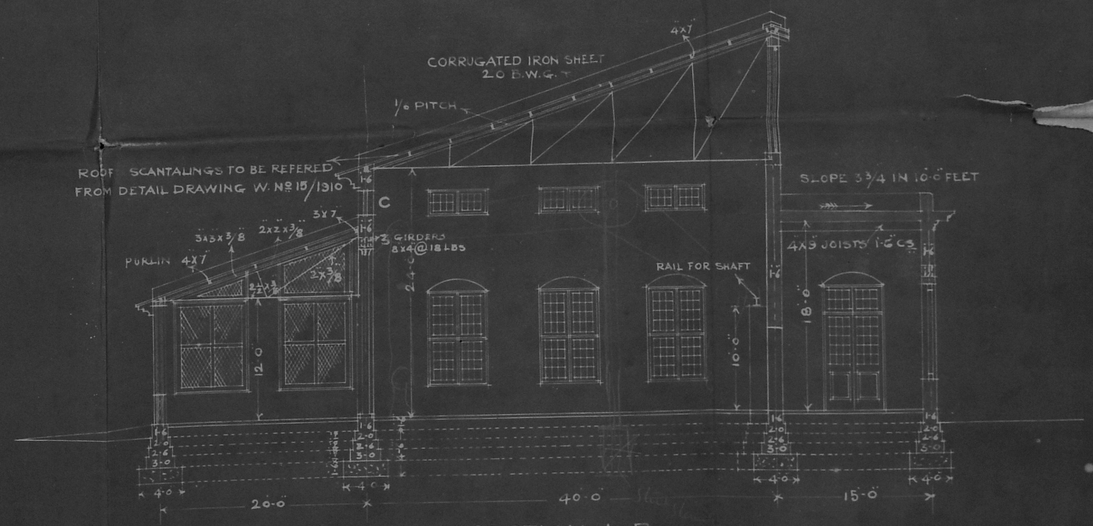

SECTION A-B

A- DOOR PANELLED & GLAZED - 6'-0 X 12'-0
B- WINDOW ------- GLAZED - 6'-0 X 9'-0
C- VENTILATOR ---- GLAZED - 6'-0 X 2'-6

PLINTH AREA FOR EACH BAY - 918 - SQUARE FEET
CUBIC CONTENT FOR EACH BAY - 26550 - CUBIC FEET

P.A. A.C.A.

CONSULTING ARCHITECT
TO THE GOVERNMENT OF MADRAS
1919

DRAWN & TRACED BY:-

No C.A. 158/1919

VIZAG ENGINEERING SCHOOL

SCALE 1/8 INCH = 1 FOOT

No. C.A 30/1920

N



FRONT ELEVATION



SIDE ELEVATION

REFERENCE.	
DOOR PANELLED & GLAZED	5'-2½" x 8'-0"
DOOR PANELLED	4'-6" x 8'-0"
WINDOW GLAZED	4'-6" x 5'-5"
WINDOW GLAZED 3 LIGHTS	7'-0" x 5'-5"
WINDOW GLAZED	2'-6" x 5'-5"

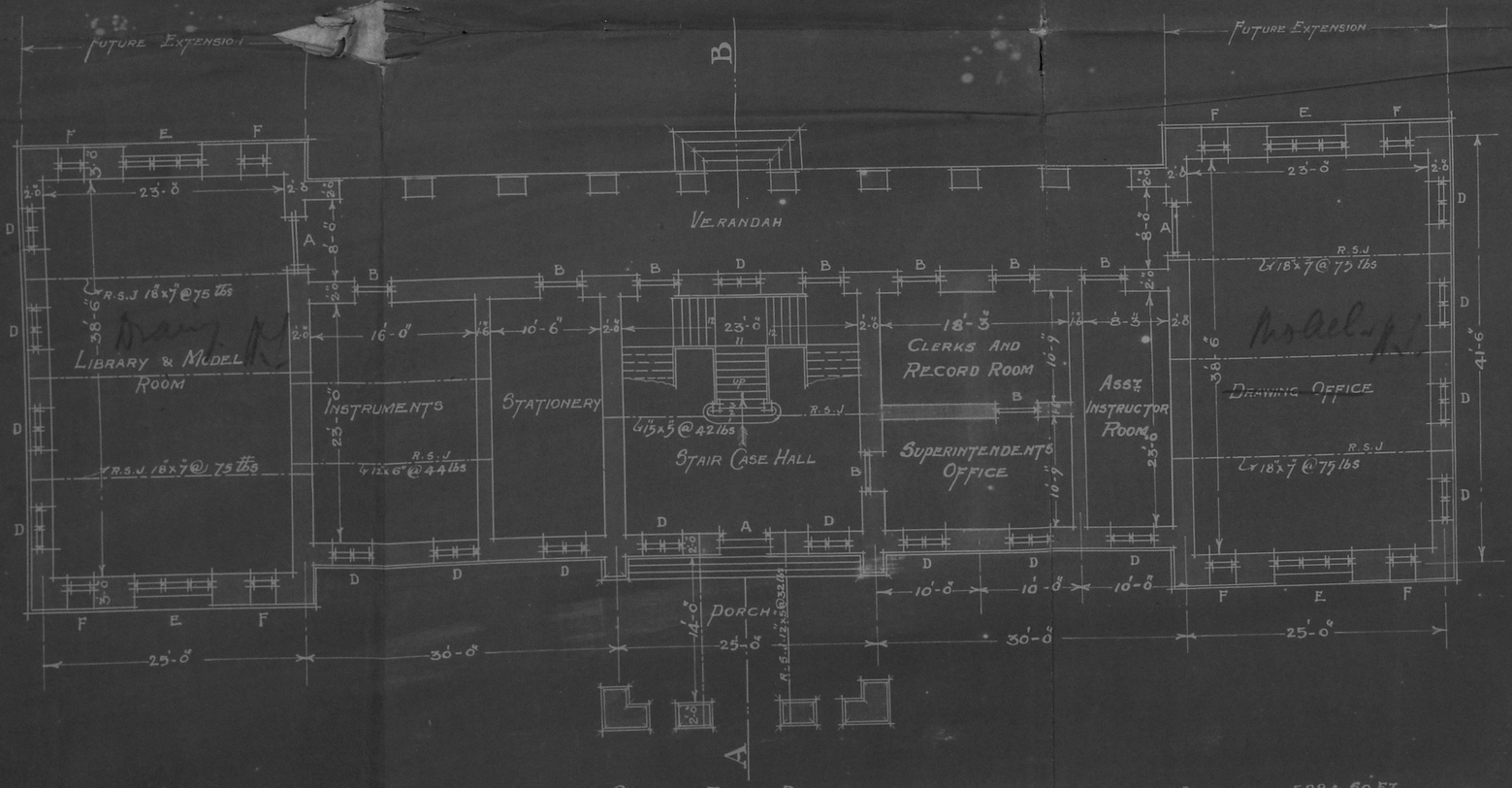

GROUND FLOOR PLAN

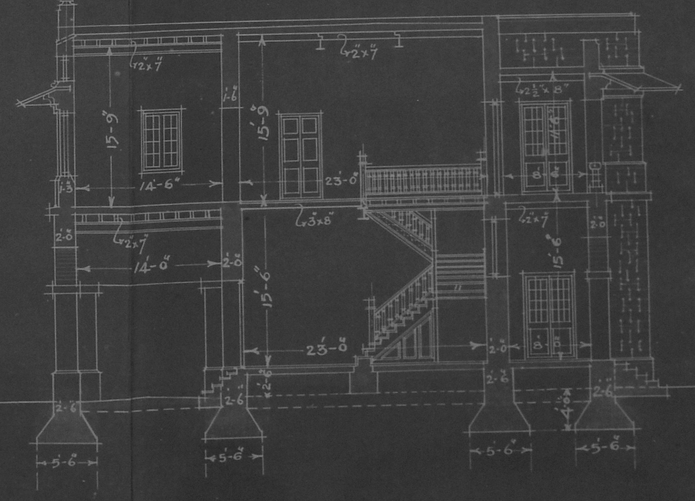

SECTION ON A.B

PLINTH AREA — 5884.59 Ft.
CUBIC CONTENTS 223,235 Cft.

DRAWN BY.
TRACED BY. AHG

P. A

CONSULTING ARCHITECT.
TO THE GOVERNMENT OF MADRAS
1920

VIZAG - ENGINEERING SCHOOL

SCALE 1/8 = 1 FOOT.

No. C.A. 31
1920

REAR. ELEVATION.

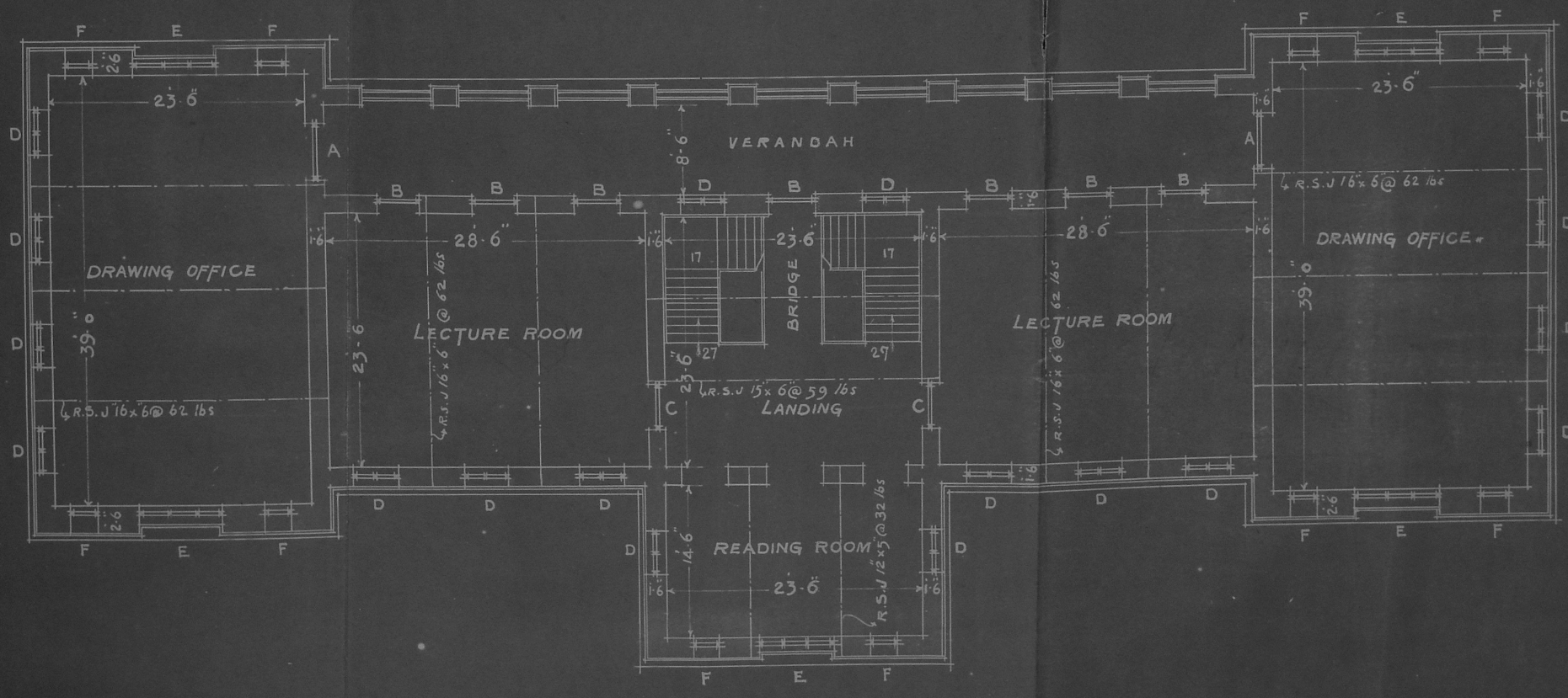

FIRST. FLOOR. PLAN.

DRAWN BY T.M.D
TRACED BY P.V

P.A

CONSULTING ARCHITECT
TO THE GOVERNMENT OF MADRAS
1920

VIZAG ENGINEERING SCHOOL

HOSTEL FOR 48 STUDENTS

SCALE 1/8 INCH = 1 FOOT

No. C.A. 80/1920

SIDE ELEVATION

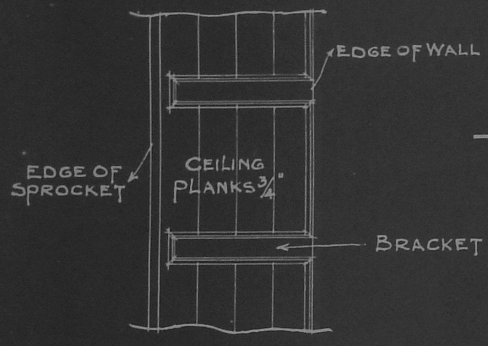

PLAN OF EAVES LOOKING UP

SCALE 1/2" = 1 FT.

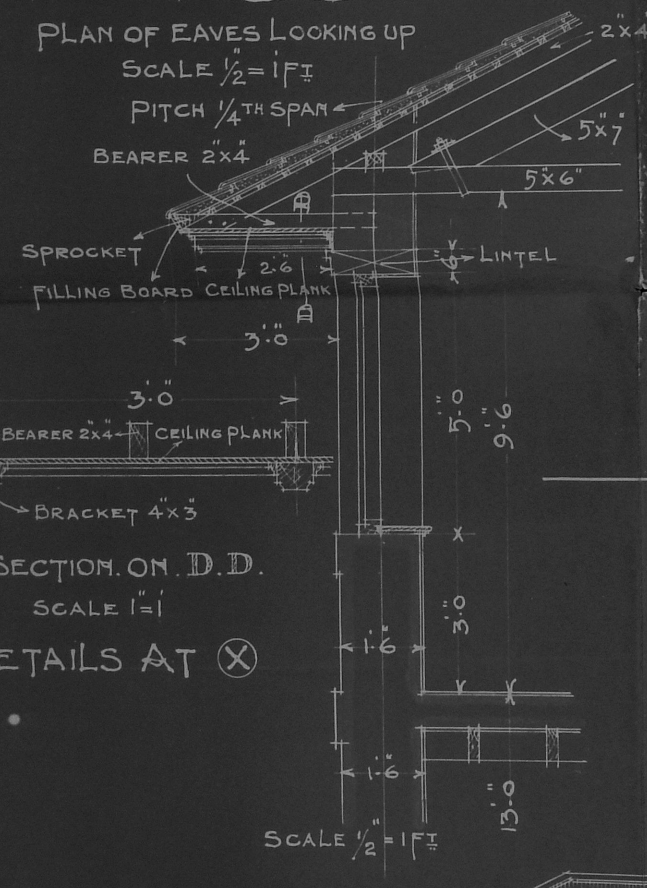

SECTION ON D.D.

SCALE 1" = 1'

DETAILS AT ⊗

SCALE 1/2" = 1 FT.

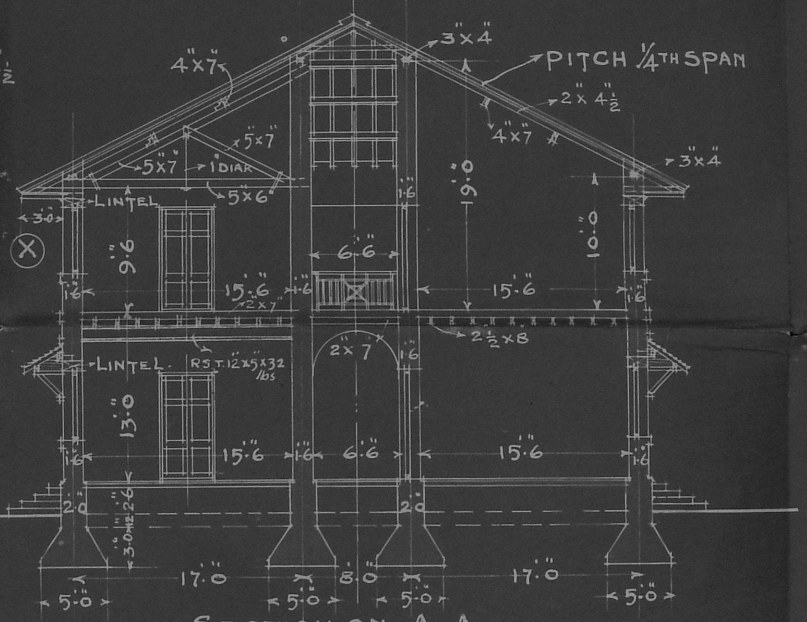

SECTION ON A.A.

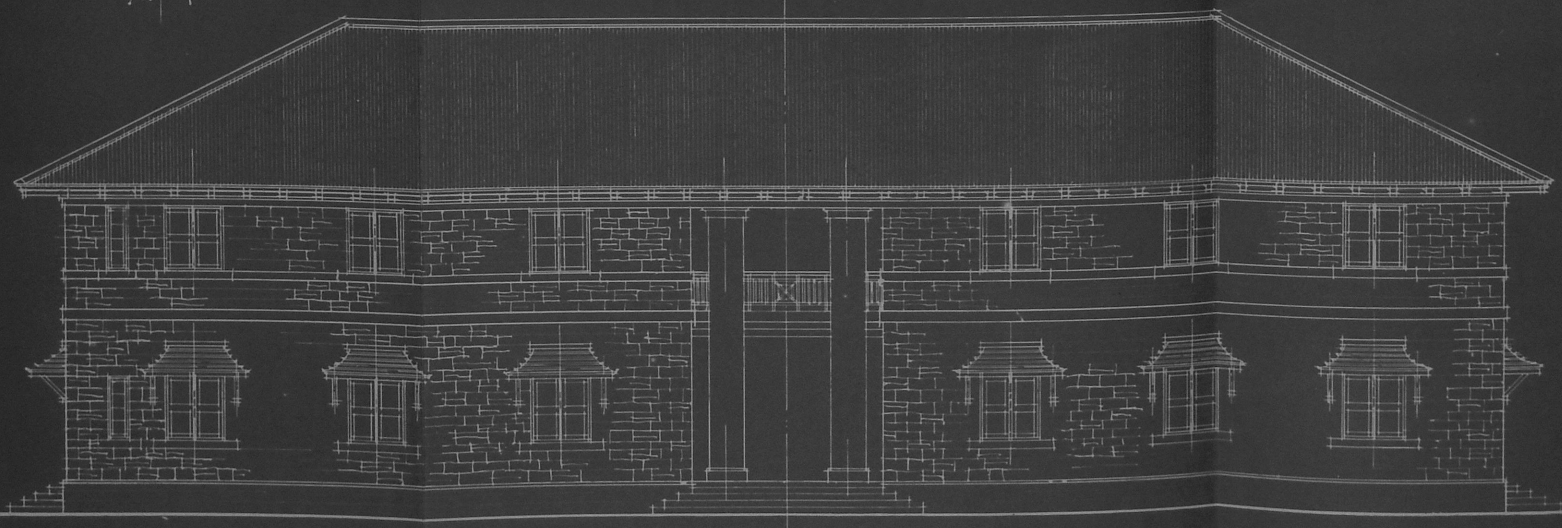

FRONT ELEVATION

DRAWN & TRACED BY

P.A.

CONSULTING ARCHITECT
TO THE GOVERNMENT OF MADRAS
MADRAS 1920

VIZAG ENGINEERING SCHOOL

HOSTEL FOR 48 STUDENTS

SCALE 1/8 INCH = 1 FOOT

M.C.A 79/1920

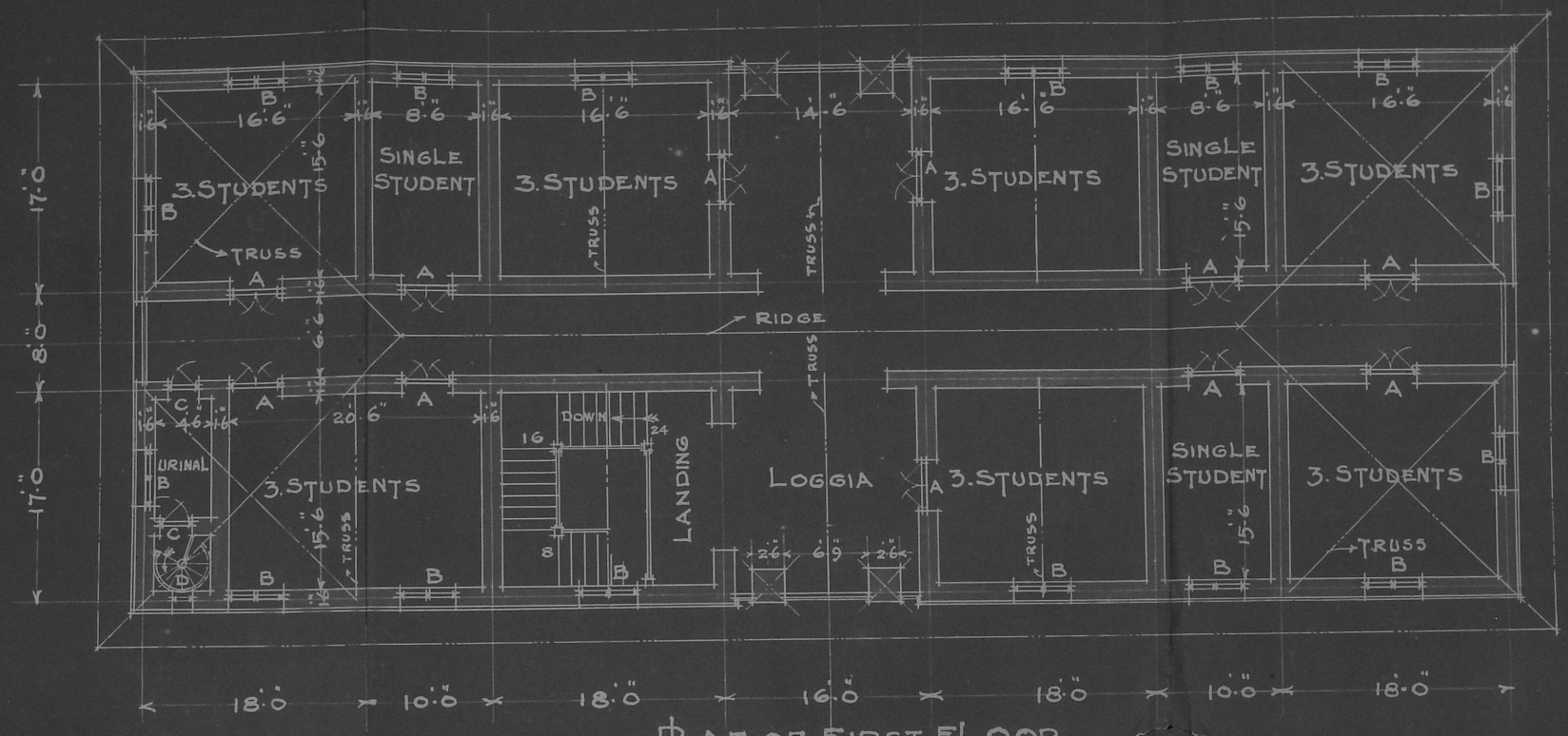

PLAN OF FIRST FLOOR

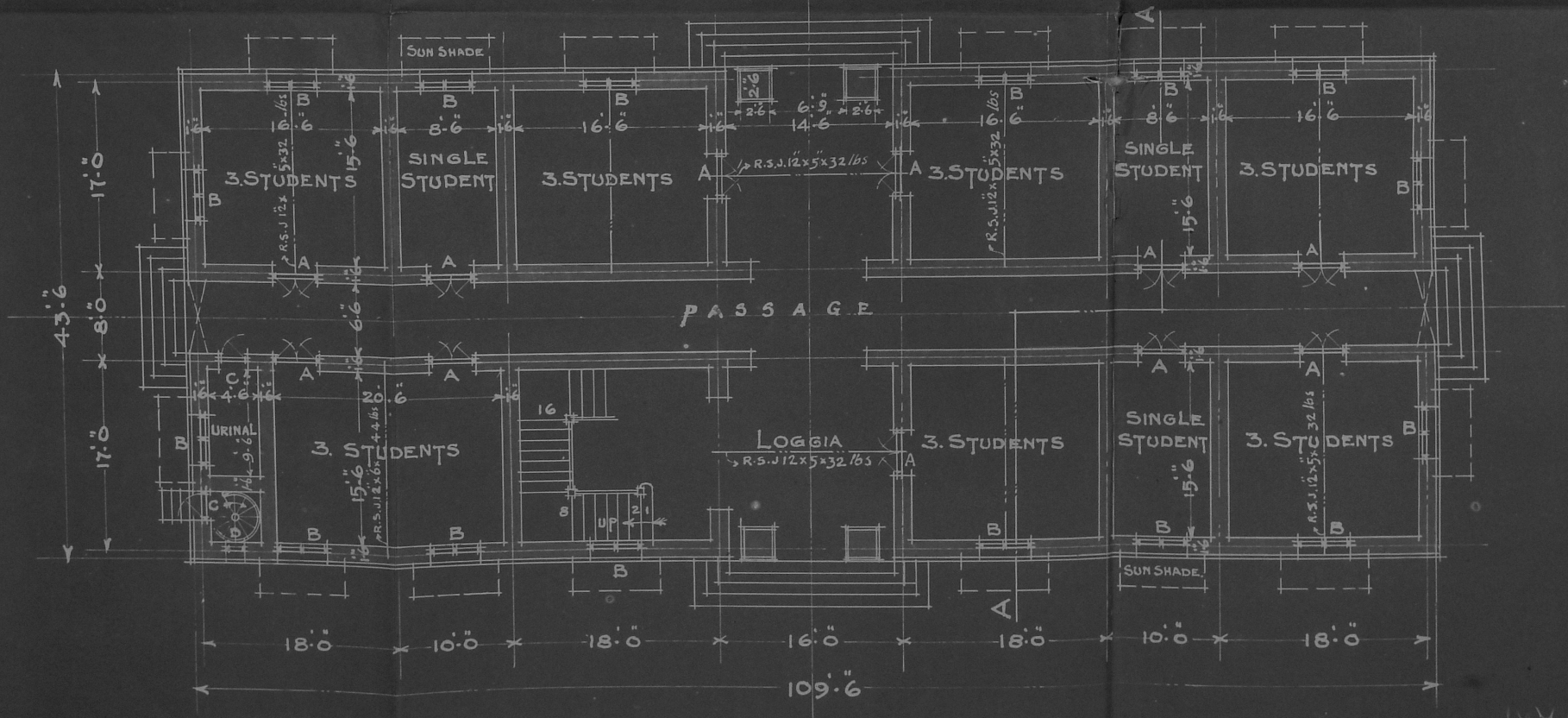

PLAN OF GROUND FLOOR

A. DOORS PANELLED	3'·10½" × 8'·0" C.A 64/1918
B. WINDOWS BATTENED WITH IRON BARS INSIDE	4'·6" × 5'·0"
C. DOORS PANELLED	2'·10" × 6'·6" C.A 73/1918
D. WINDOWS GLAZED	1'·6" × 5'·0"

PLINTH AREA 4840 SFT
CUBIC CONTENTS 170368 C.FT

DRAWN & TRACED BY P.A.

CONSULTING ARCHITECT
TO THE GOVERNMENT OF MADRAS
MADRAS 1920

VIZAG ENGINEERING SCHOOL
HOSTEL
KITCHEN DINING & BATH ROOMS FOR 50 STUDENTS
SCALE 1/8 INCH = 1 FT.

No. C.A 81/1920

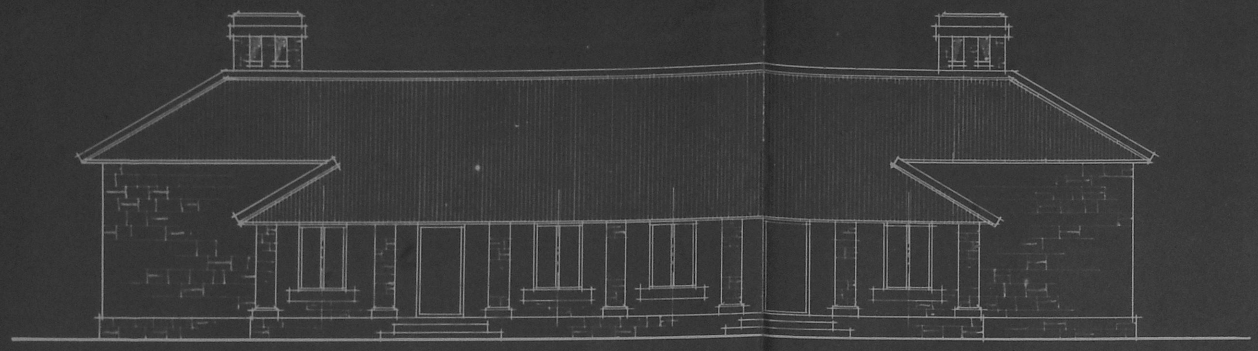

FRONT ELEVATION

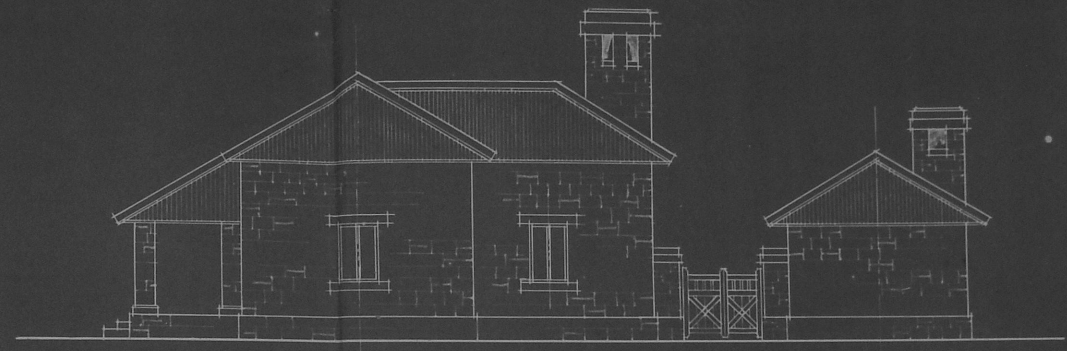

SIDE ELEVATION

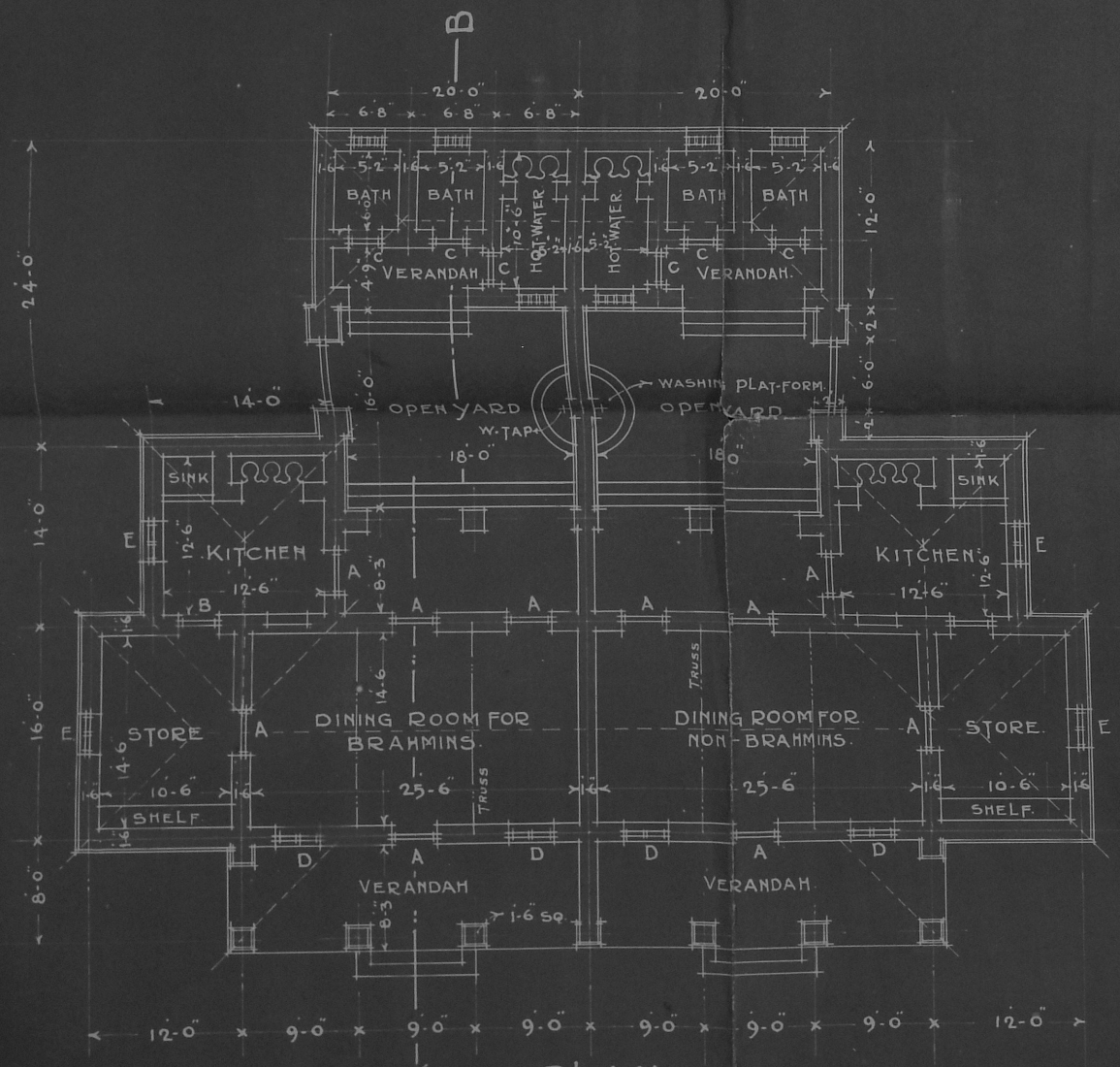

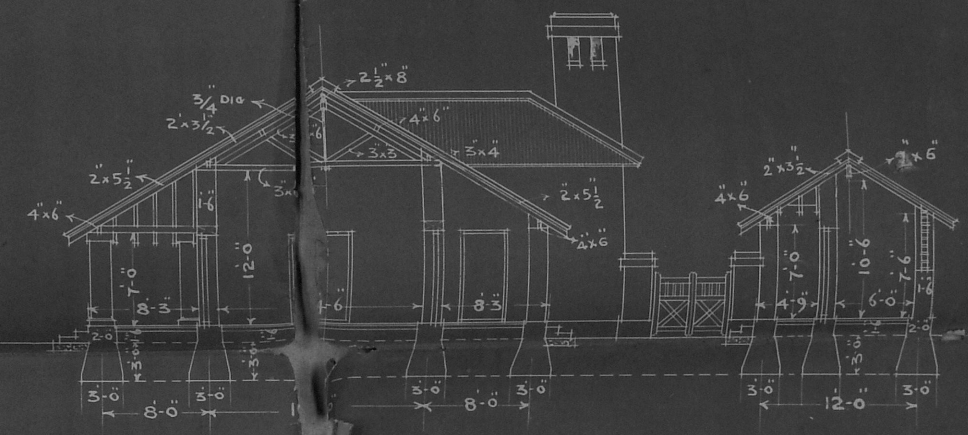

ECTION ON A.B.

A. DOOR	PANELLED	3-6 x 7-0
B. DOOR	BATTENED	3-0 x 6-6
C. DOOR	BATTENED	2-6 x 6-6
D. WINDOW	GLAZED	3-6 x 5-0
E. WINDOW	BATTENED WITH IRON BARS	3-0 x 4-6

PLINTH AREA 3250 SQ. FT.

CUBICAL CONTENTS 57790 C. FT.

COURT YARD WALL 16 R. FT.

P.A

CONSULTING ARCHITECT
TO THE GOVERNMENT OF MADRAS
1920

VIZAG ENGINEERING SCHOOL

WORK SHOP

SCALE 1/8 INCH = 1 FOOT

No C.A 32/1920



FRONT ELEVATION

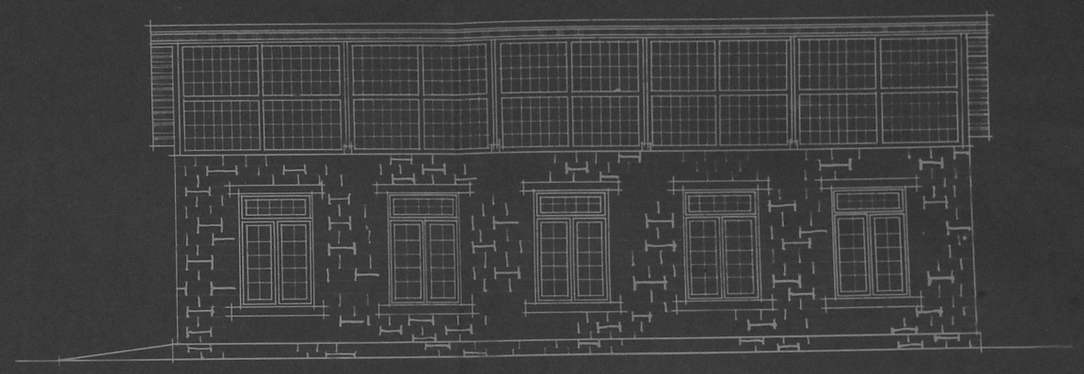

REAR ELEVATION

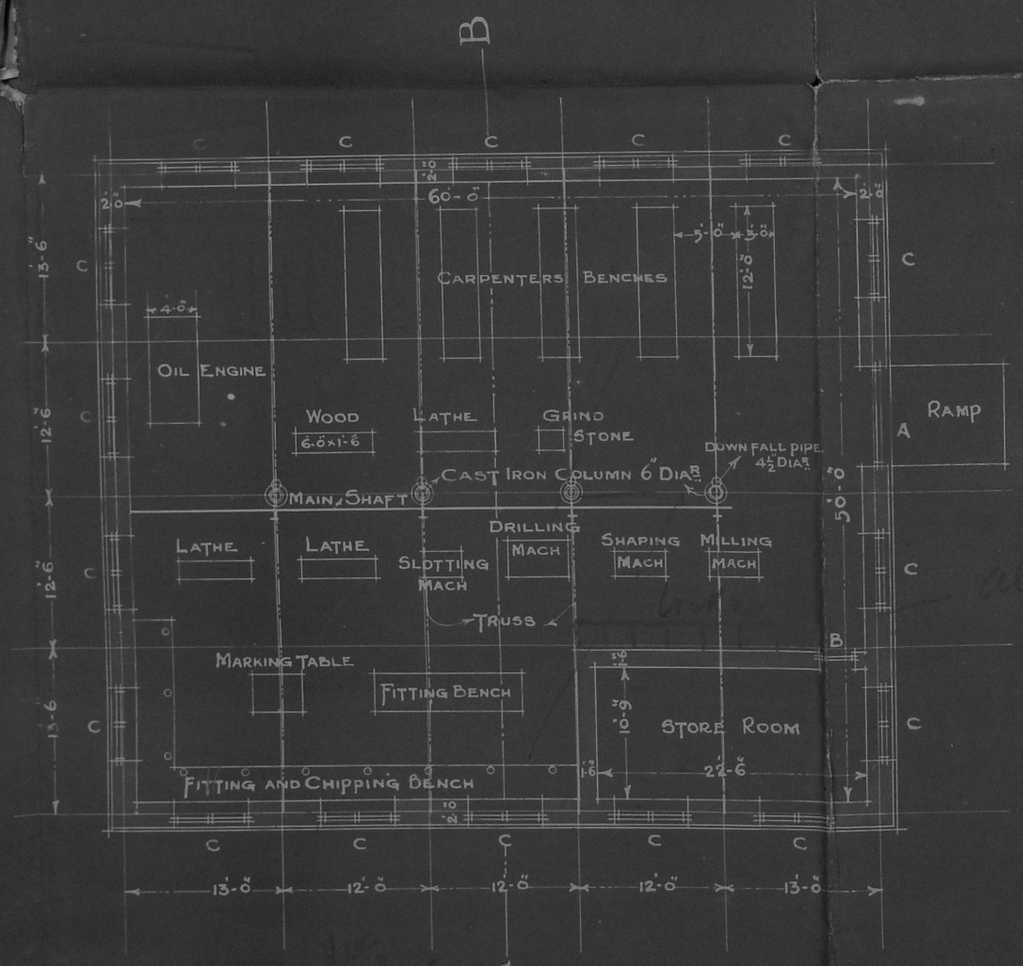

PLAN

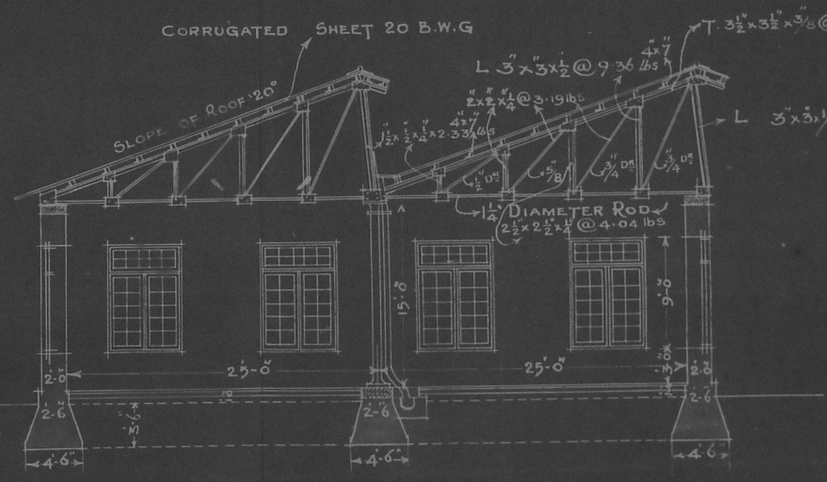

SECTION ON A.B

A	DOOR	⅓ PANELLED & ⅔ GLAZED WITH GLAZED HEAD	8'-0" x 12'-0"
B	DOOR	PANELLED	3'-0" x 7'-0"
C	WINDOW	GLAZED WITH GLAZED HEAD	6'-0" x 9'-0"

PLINTH AREA ------ 3515 SQ. FT.
CUBICAL CONTENTS 91390 C. FT.

DRAWN BY
TRACED BY A.J.G

P.A

CONSULTING ARCHITECT
TO THE GOVERNMENT OF MADRAS.
1920.

5 CE/1 21

Elevation

Section on AB.


Smiths
Store
Additional machines as found necessary
Planing
Shaping
Slotting
Drilling
Emery Wheel
Circular Saw
Engine
R.S. Stanchions 5"×5" @ 35lbs
Lathes
Fitters Bench
Fitters Bench
Fitters Bench



ELEVATION

FLOOR LEVEL

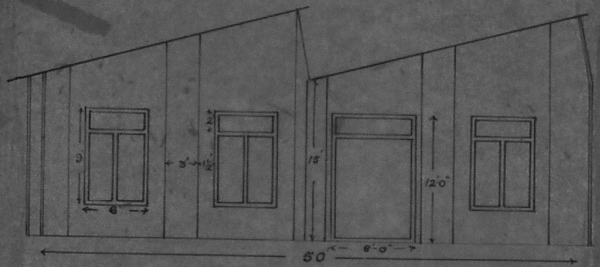

SECTION ON ABCD

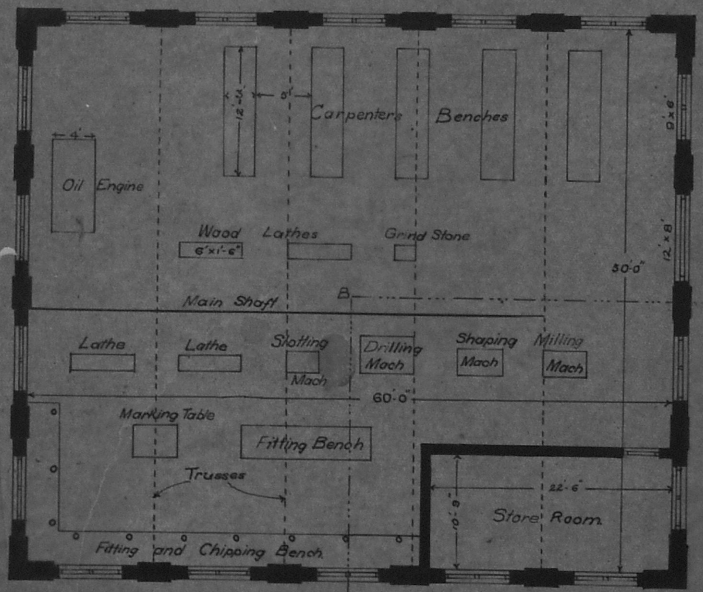

PLAN

WORKSHOP
ENGINEERING SCHOOL
VIZAG

SCALE 10' TO 1"

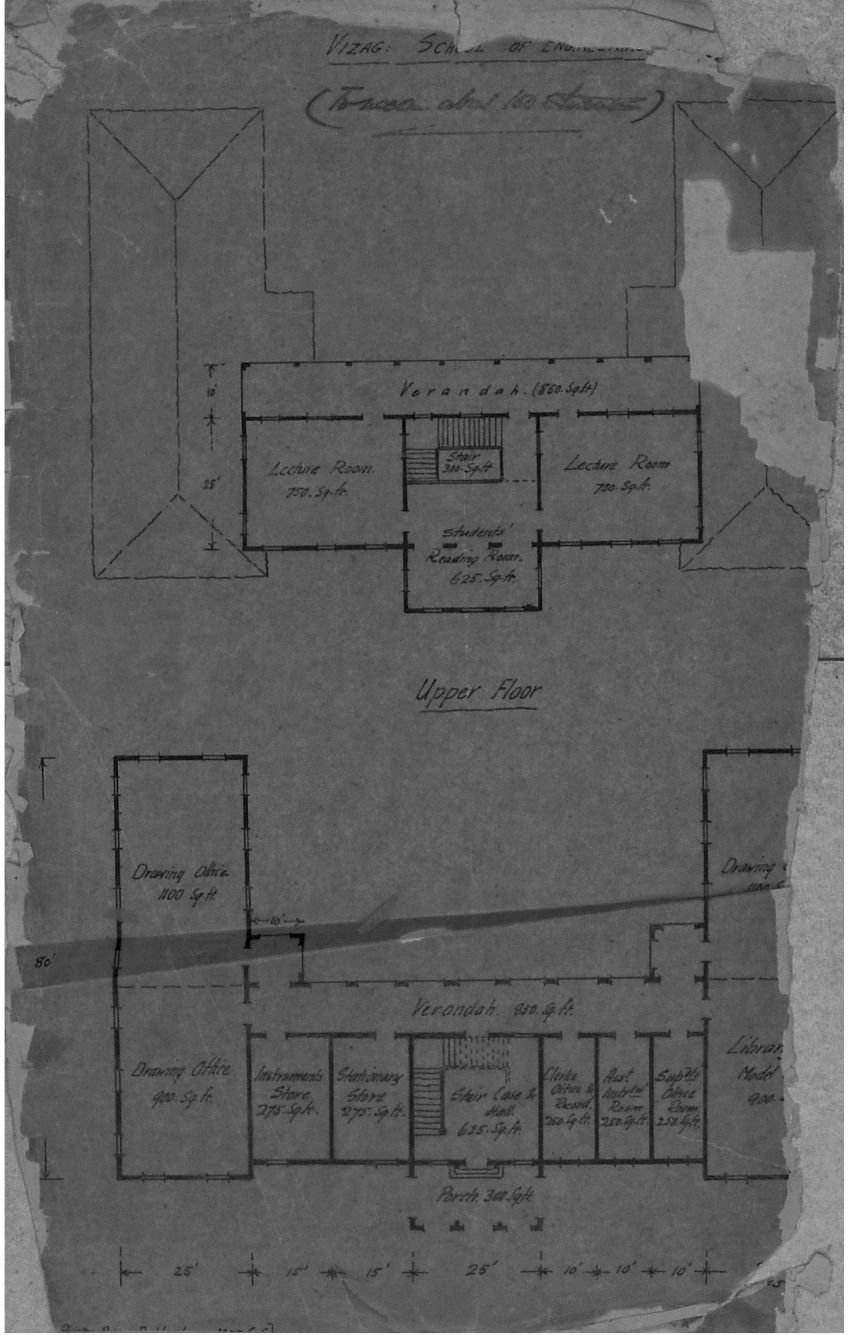
VIZAG: SCHOOL OF ENGINEERING
(To accom. about 150 students)
Verandah. (850. Sq.ft)
10'
25'
Lecture Room. 750. Sq.ft.
Stair 300. Sq.ft
Lecture Room 750. Sq.ft.
Students' Reading Room. 625. Sq.ft.
Upper Floor
Drawing Office 1100 Sq.ft.
10'
80'
Verandah. 850. Sq.ft.
Drawing Office 900. Sq.ft.
Instruments Store 275. Sq.ft.
Stationary Store 275. Sq.ft.
Stair Case & Hall. 625. Sq.ft.
Clerks Office & Record. 250. Sq.ft.
Asst. Instrtn Room 250. Sq.ft.
Supdts Office Room. 250. Sq.ft.
Porch. 300. Sq.ft.
25'
15'
15'
25'
10'
10'
10'

VIZAG: SCHOOL OF ENGINEERING.

(To accom. all 100 students)

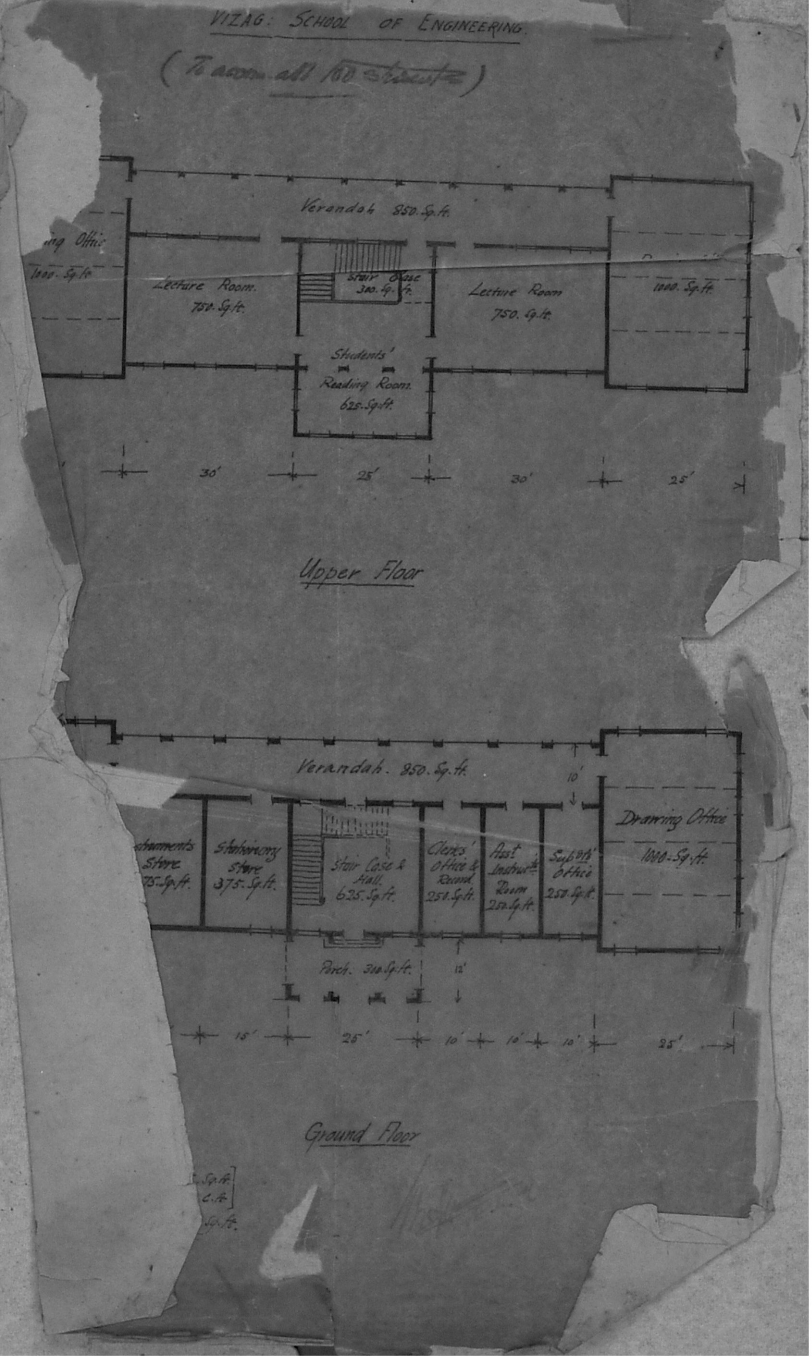

V.M.No. 59
17-18.

SITE SURVEY OF LAND PROPOSED FOR THE ENGINEERING SCHOOL, AT VIZAGAPATAM.

Scale: 4" to 1 furlong.

B.M. on basement of pumping station on the southside at the western end of entrance door with porch on it. R.L.=100·00

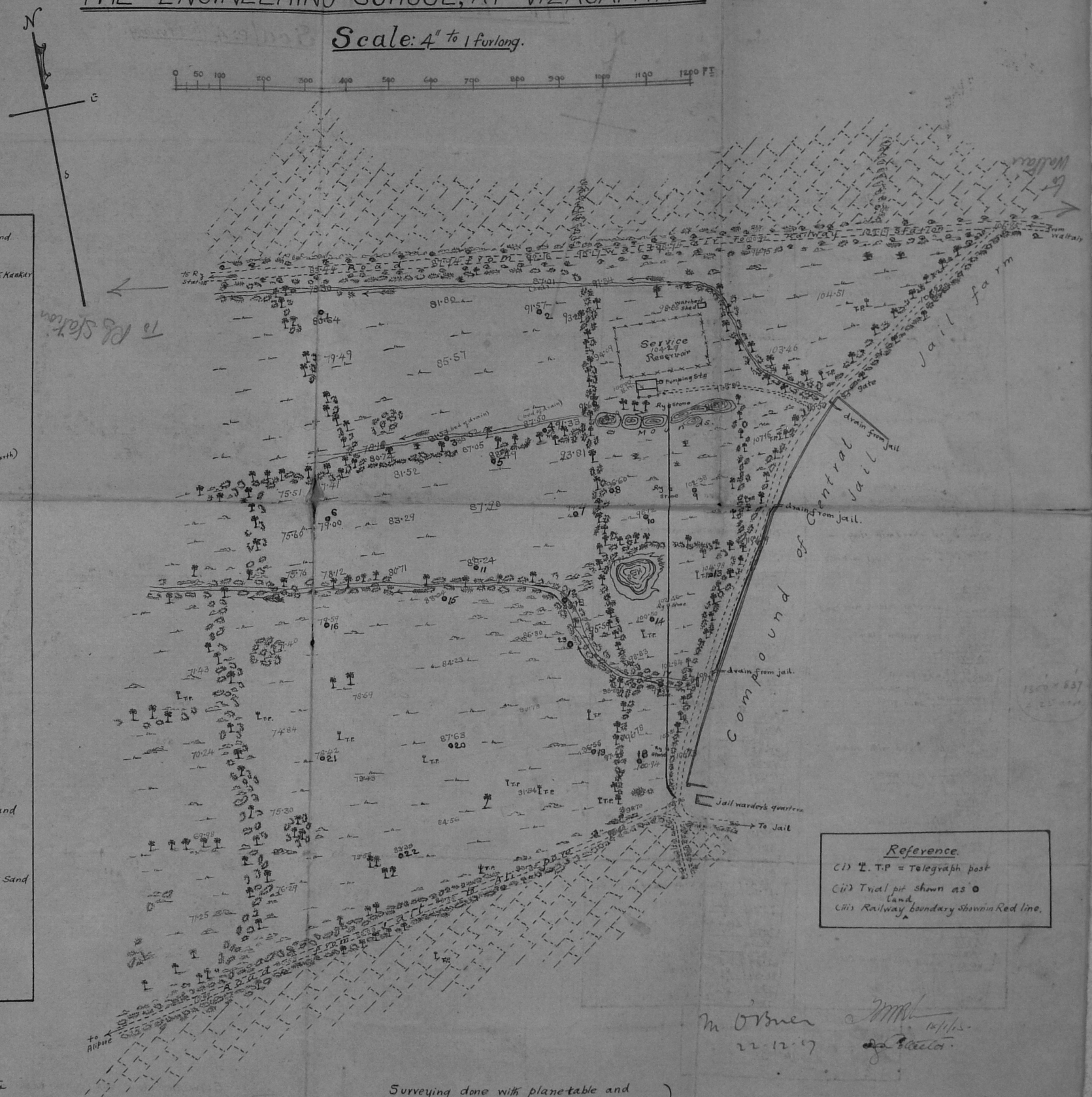

Observations of soil and Subsoil

No. 1.
80·64 / 79·14 Clay mixed with Sand / 75·14 Hard yellow clay / Below clay mixed with Kankar.

No. 2
91·57 / 90·07 Clay mixed with Sand / 86·07 Hard clay / Below clay mixed with Kankar.

No. 3
85·52 / 80·77 Hard clay throughout. / met water at this level.

No. 4
91·33 / 90·33 Silty clay / 86·33 water level in pit. / Hard [illegible]

No. 5
88·49 / 87·49 Sand mixed with clay / 84·49 Red stiff clay. / water level met with

No. 6.
79·00 / 77·25 Loose clay mixed with sand / 72·25 Hard yellow clay

No. 7.
94·72 / 93·97 Sandy clay / 89·72 Below good brick earth. / met water

No. 8
96·60 / 94·10 Clay mixed with Sand / 92·60 met water / below pure clay.

No. 9
102·38 / 101·13 Clay mixed with Sand / 97·38 met water / below hard brick clay

No. 10
98·12 / 92·87 Red hard clay throughout.

No. 11
88·24 / 86·74 Sand mixed with clay / 82·74 Stiff red clay

No. 12
88·18 / 86·68 Red clay mixed with Sand / 84·18 Hard dark clay / 83·18 Hard dark clay mixed with Kankar

No. 13
104·98 / 102·98 Sandy / 101·73 Met water / Red clay

No. 14
100·50 / 99·50 Sandy / 95·50 met water / Red stiff clay

No. 15
88·04 / 87·54 Sandy / 82·04 Below Red clay (good brick earth)

No. 16
79·59 / 78·59 Sand mixed with clay / 74·59 Red hard clay / 72·59 Hard yellow clay

No. 17
99·01 / 98·01 Clay mixed with Sand / 92·51 Stiff red clay

No. 18
100·94 / 99·44 Sandy / 92·94 all red clay

No. 19
96·55 / 95·55 Sandy / 93·05 Red clay / 90·55 gravel. / 88·55 Soft rock

No. 20
87·63 / 86·88 Red clay mixed with Sand / 83·63 Red clay / 82·13 gravel. / 80·63 Soft Rock.

No. 21
78·42 / 77·67 dark clay mixed with Sand / 73·92 Red hard clay / 72·92 disintegrated Rock.

No. 22
83·39 / 82·89 Sandy clay / 81·39 Red stiff clay / 79·39 gravel. / 77·89 Soft Rock.

No. 23
2·0 sandy / 3·0 all red stiff clay.

Trial pits have been inspected & the soil & subsoil verified by me
M K Rangamathan
14.12.17

Reference.
(i) T.P = Telegraph post
(ii) Trial pit shown as ⊙
(iii) Railway land boundary shown in Red line.

Surveying done with plane table and block levels taken and recorded in Field book No. 71 in pages 8 to 20 by I. Janaki Ramaih. Upper Subordinate Student.

M O'Brien
22.12.17

J. Hanumanayana
Supr. 6. [illegible]
10.12.17

22-1-18

VIZAG ENGINEERING SCHOOL

LATRINE FOR 10 SEATS

SCALE $\frac{1}{2}$ INCH = 1 FT.

No. C.A $\frac{82}{1920}$

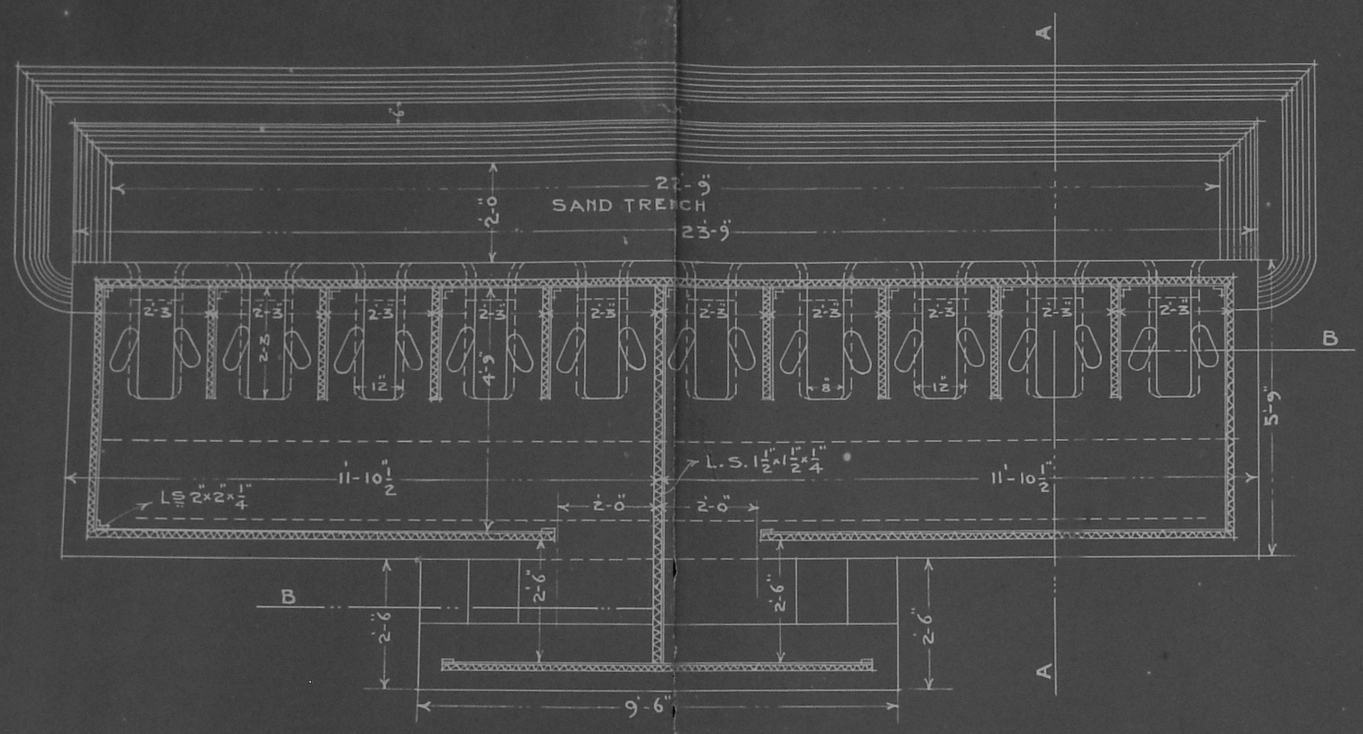

PLAN

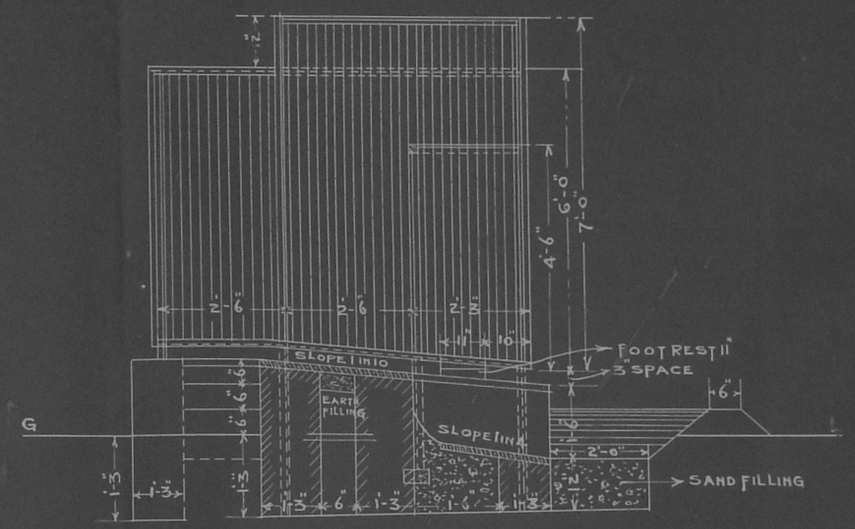

SECTION ON A.A



SECTION ON B.B

P. A

W. J. Molesworth
25-4-20
CONSULTING ARCHITECT
TO THE GOVERNMENT OF MADRAS
1920

VIZAG ENGINEERING SCHOOL
HOSTEL
KITCHEN DINING & BATH ROOMS FOR 50 STUDENTS
SCALE 1/8 INCH = 1 FT.

No. C.A 81/1920



FRONT ELEVATION

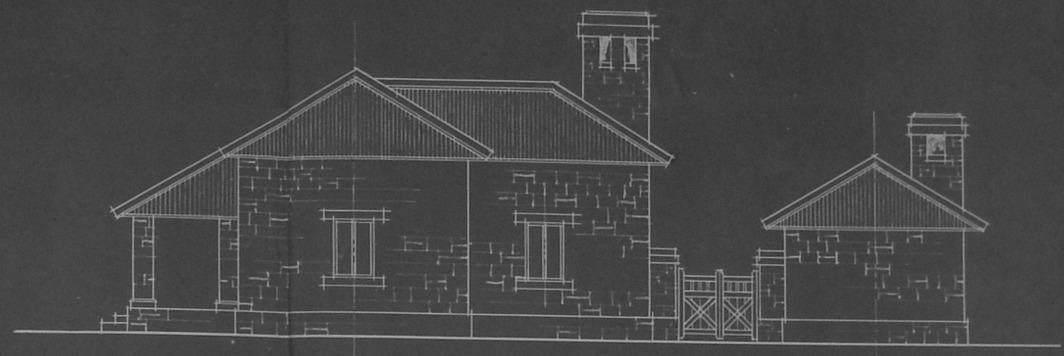

SIDE ELEVATION

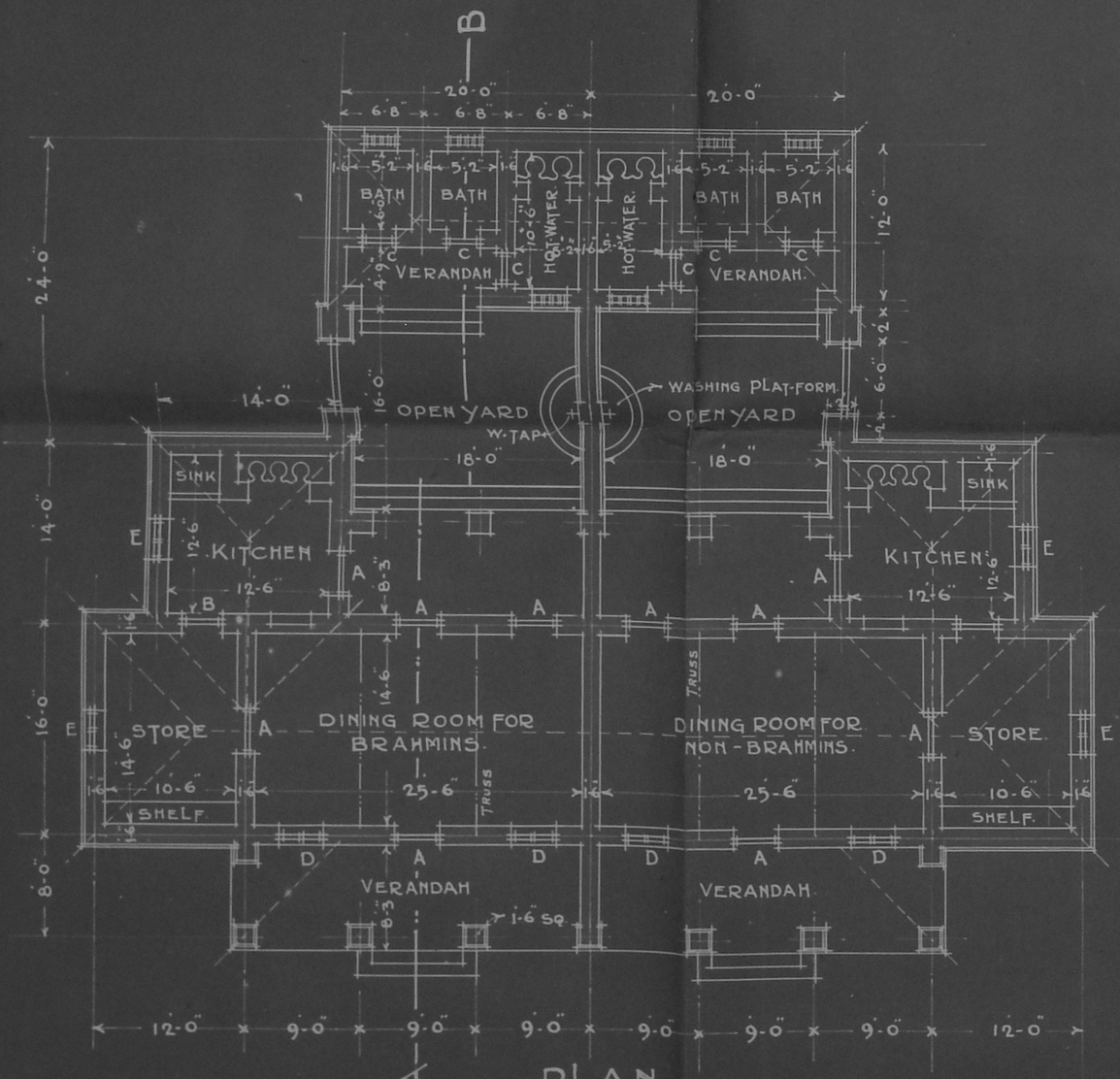

PLAN

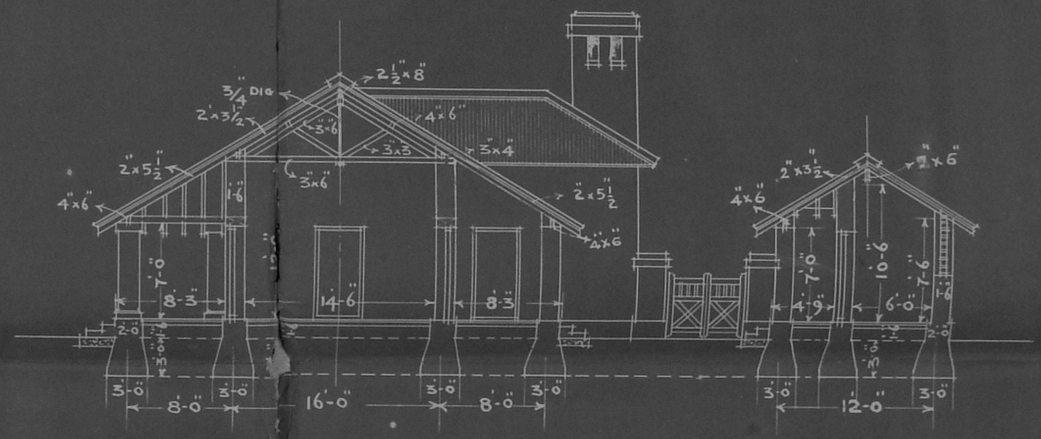

SECTION ON A.B.

A. DOOR PANELLED	3'-6" × 7'-0"
B. DOOR BATTENED	3'-0" × 6'-6"
C. DOOR BATTENED	2'-6" × 6'-6"
D. WINDOW GLAZED	3'-6" × 5'-0"
E. WINDOW BATTENED WITH IRON BARS	3'-0" × 4'-6"

W. G. Malesworth
23-4-20

CONSULTING ARCHITECT
TO THE GOVERNMENT OF MADRAS
1920

PLINTH AREA 3250 SQ. FT.
CUBICAL CONTENTS 57790 C. FT.
COURT YARD WALL. 16 R. FT.

P.A

VIZAG ENGINEERING SCHOOL

HOSTEL FOR 48 STUDENTS

SCALE 1/8 INCH = 1 FOOT

M^os C.A. 80/1920



SIDE ELEVATION

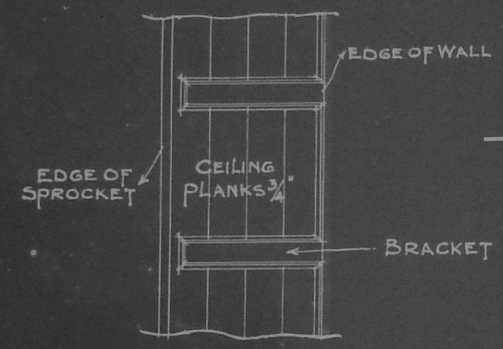

PLAN OF EAVES LOOKING UP

SCALE 1/2" = 1 FT

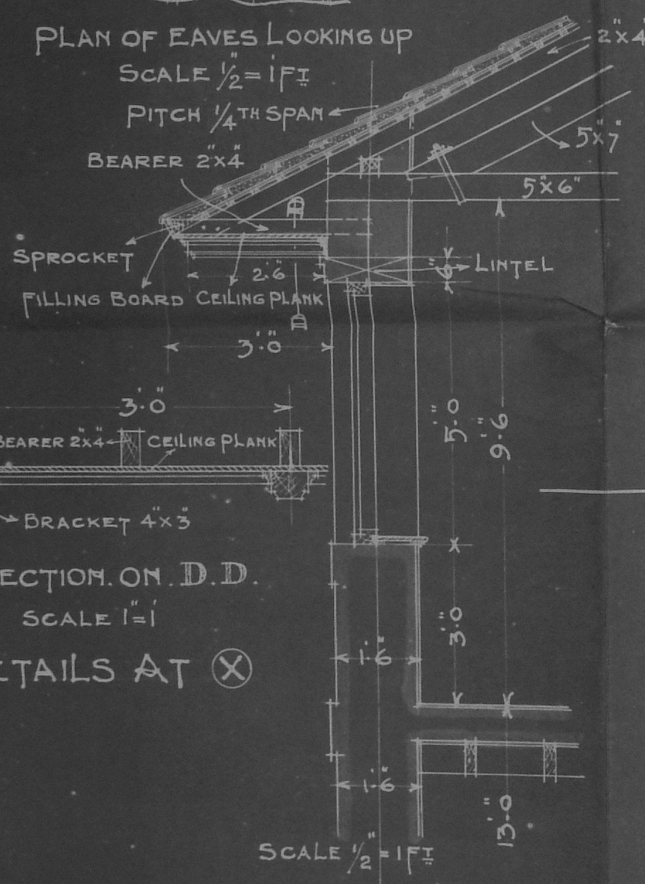

SECTION ON D.D.

SCALE 1" = 1'

DETAILS AT (X)

SCALE 1/2" = 1 FT

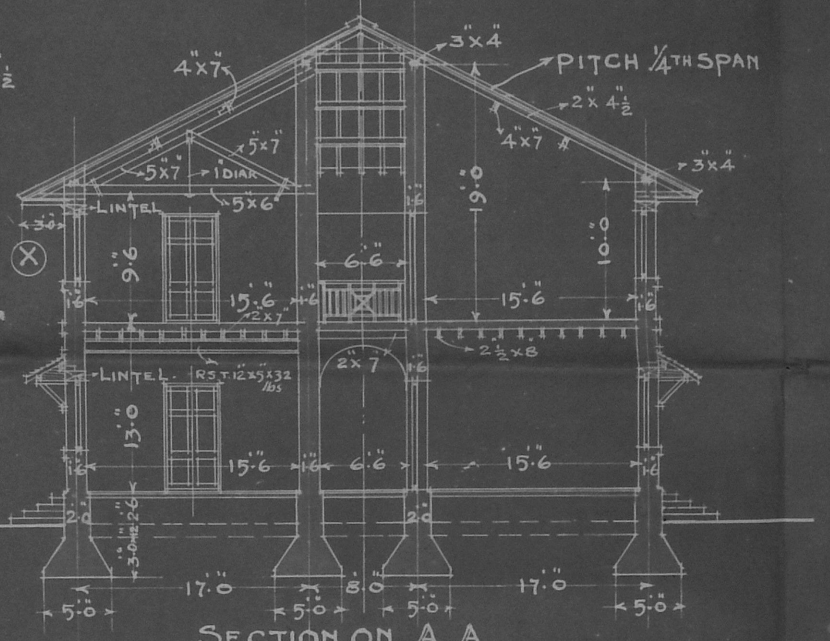

SECTION ON A.A.

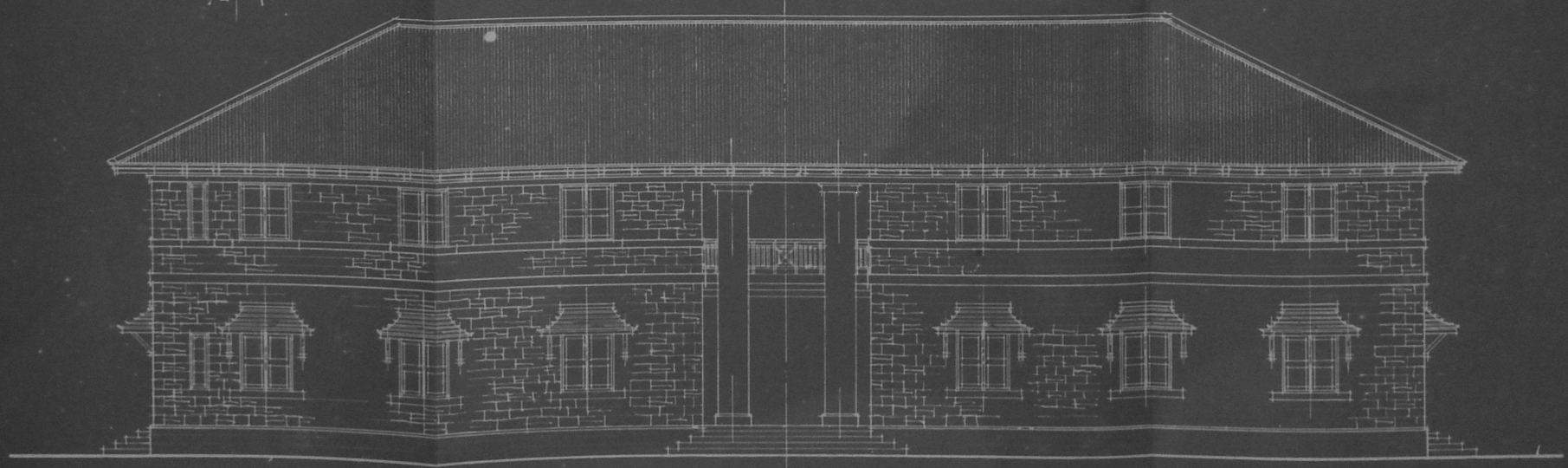

FRONT ELEVATION

DRAWN & TRACED BY

P.A.

CONSULTING ARCHITECT
TO THE GOVERNMENT OF MADRAS
MADRAS 1920

VIZAG ENGINEERING SCHOOL

HOSTEL FOR 48 STUDENTS

SCALE 1/8 INCH = 1 FOOT

No. C.A 79/1920

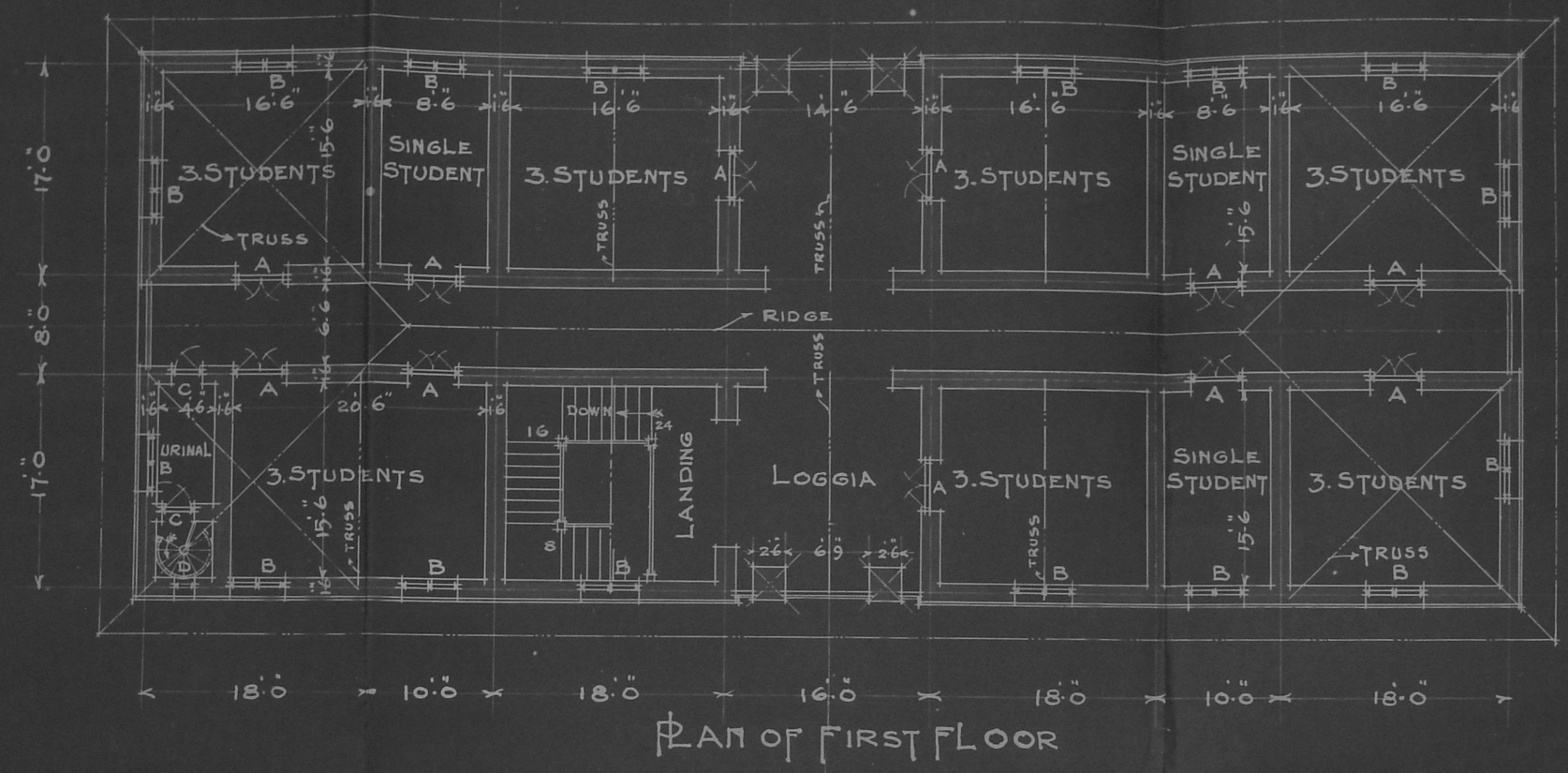

PLAN OF FIRST FLOOR

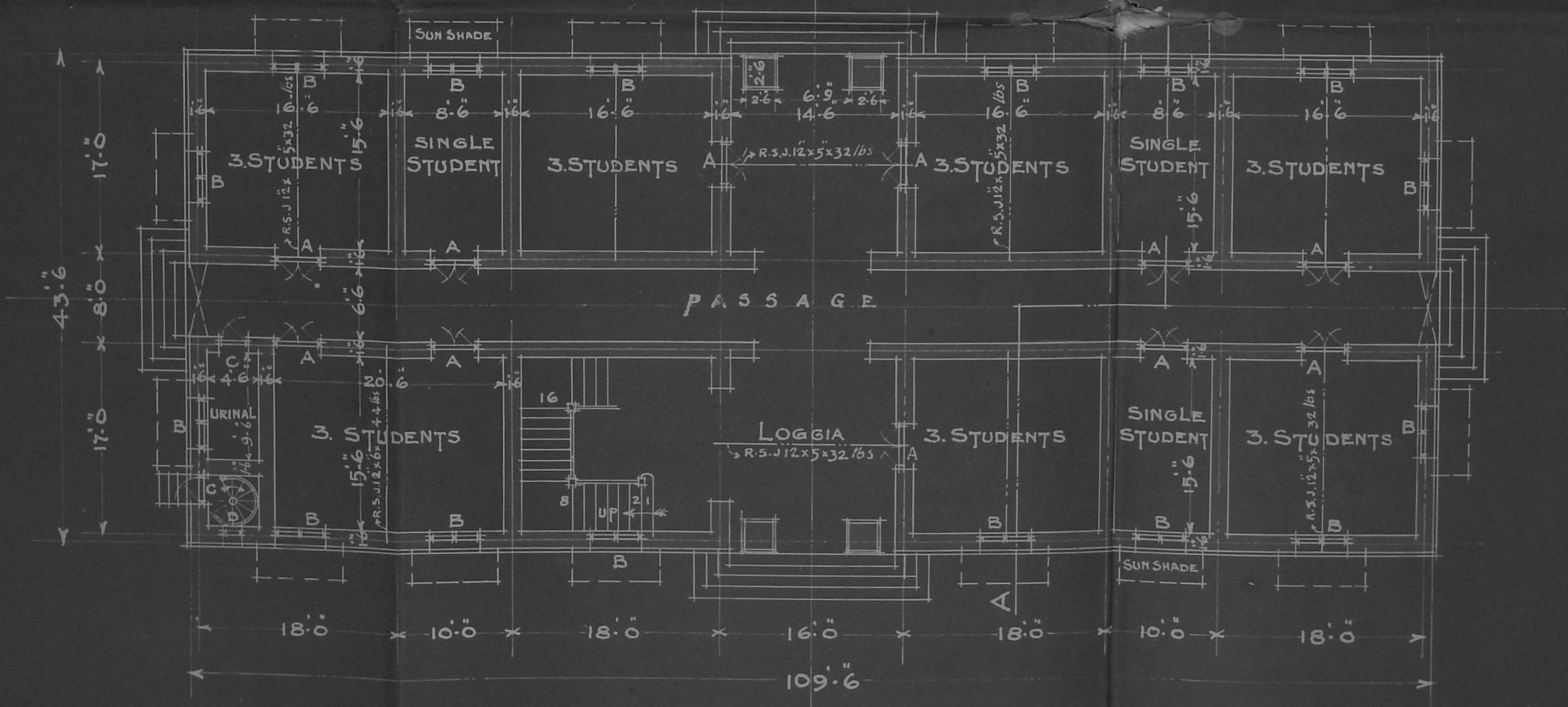

PLAN OF GROUND FLOOR

A. DOORS PANELLED — 3'-10½" × 8'-0" C.A 64/1918
B. WINDOWS BATTENED WITH IRON BARS INSIDE — 4'-6" × 5'-0"
C. DOORS PANELLED — 2'-10" × 6'-6" C.A 73/1918
D. WINDOWS GLAZED — 1'-6" × 5'-0"

PLINTH AREA 4840 SFT
CUBIC CONTENTS 170368 C.FT

DRAWN & TRACED BY

P. A.

CONSULTING ARCHITECT
TO THE GOVERNMENT OF MADRAS
MADRAS 1920

VIZAG ENGINEERING SCHOOL

WORK SHOP

SCALE 1/8 INCH = 1 FOOT

No C.A 32/1920



FRONT ELEVATION



REAR ELEVATION

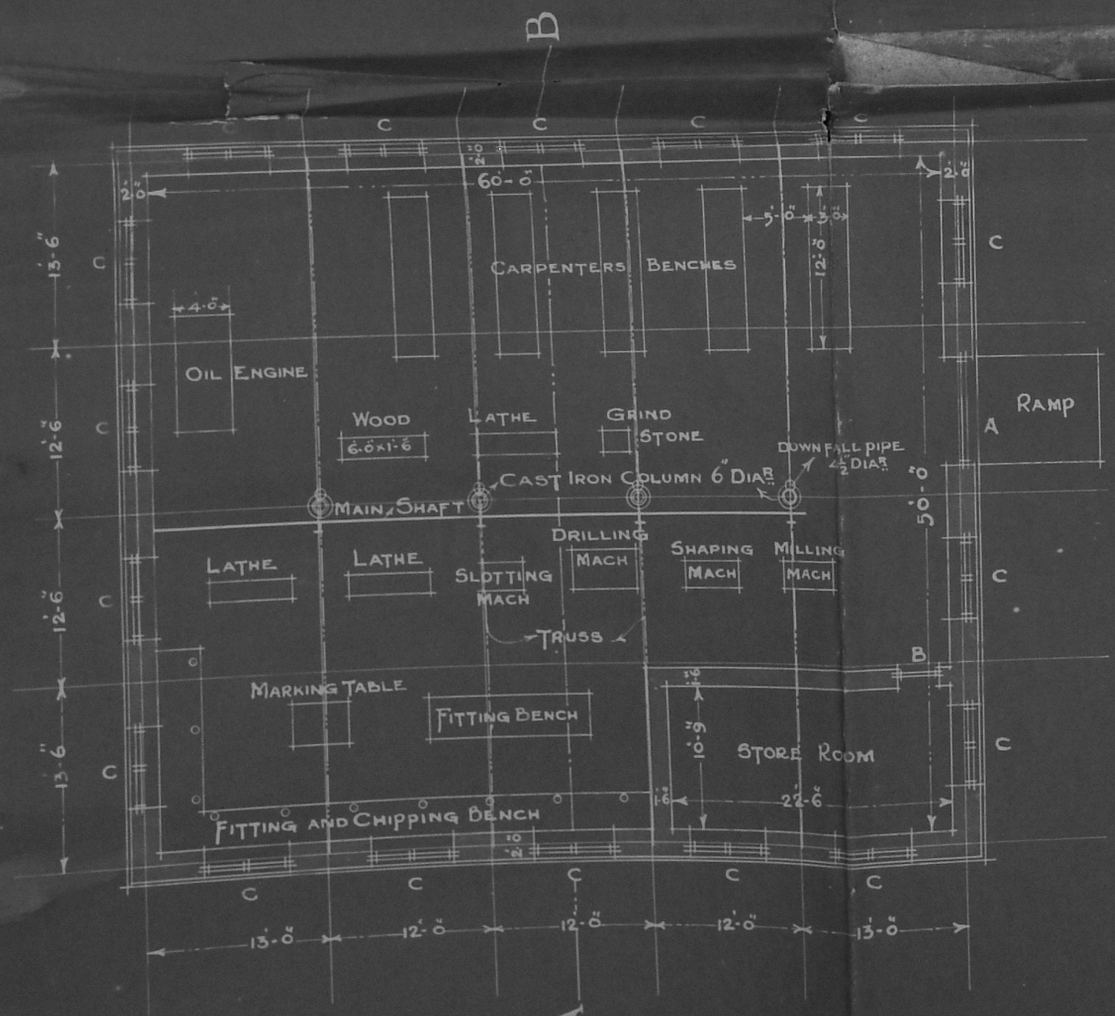

A

PLAN

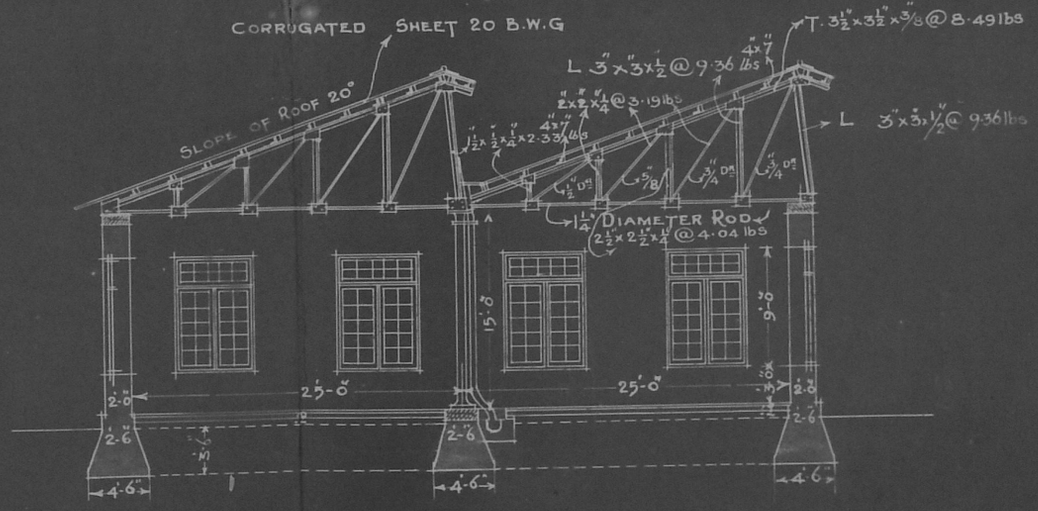

SECTION ON A.B

A	DOOR	1/3 PANELLED & 2/3 GLAZED WITH GLAZED HEAD	8'-0" x 12'-0"
B	DOOR	PANELLED	3'-0" x 7'-0"
C	WINDOW	GLAZED WITH GLAZED HEAD	6'-0" x 9'-0"

PLINTH AREA ------ 3515 SQ. FT.
CUBICAL CONTENTS 91390 C.FT.

CONSULTING ARCHITECT
TO THE GOVERNMENT OF MADRAS.
1920.

P. A

WN BY.
CED BY A.J.G

No C.A. 31
1920

VIZAG - ENGINEERING SCHOOL

SCALE 1/8 = 1 FOOT.

REAR ELEVATION.

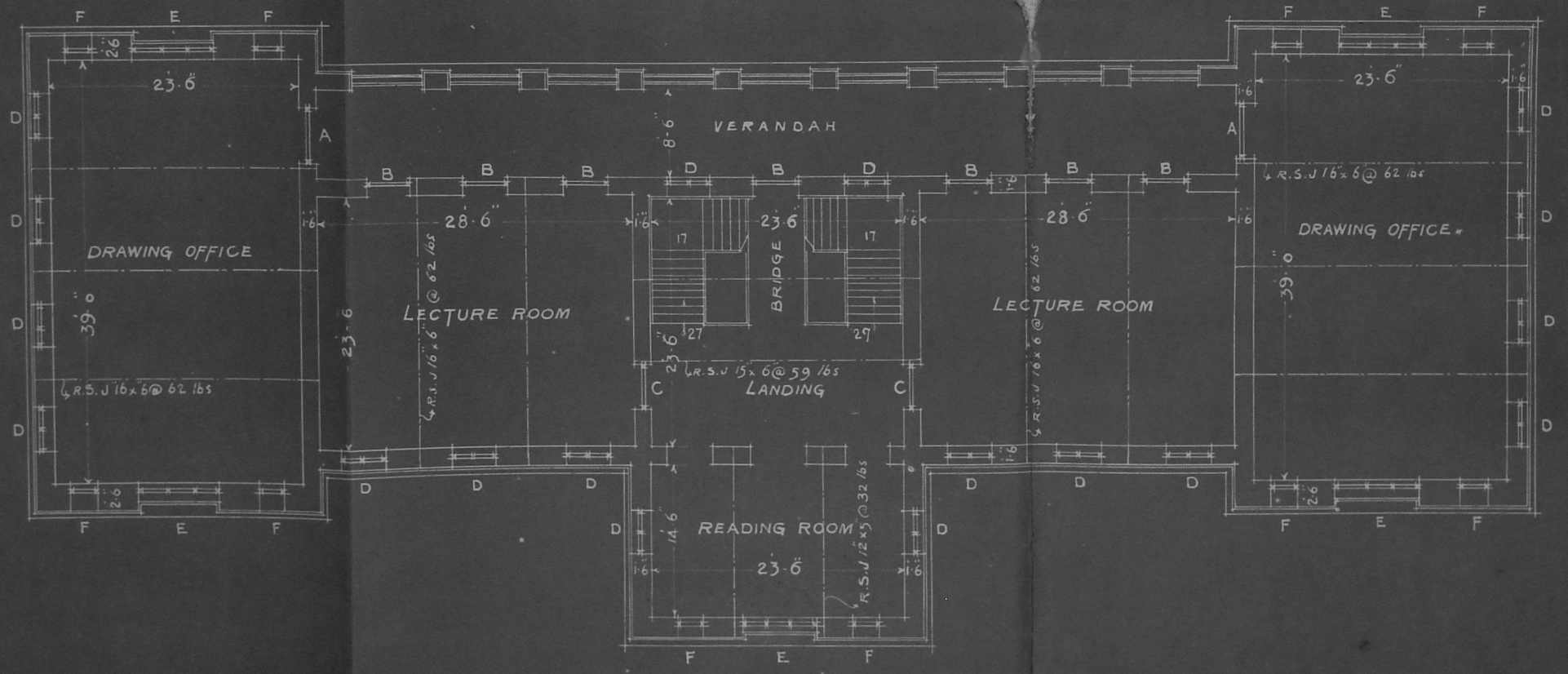

FIRST. FLOOR. PLAN.

DRAWN BY T.M.D
TRACED BY P.V

PA

CONSULTING ARCHITECT
TO THE GOVERNMENT OF MADRAS
1920

VIZAG ENGINEERING SCHOOL

SCALE 1/8 INCH = 1 FOOT

No C.A 30/1920



FRONT ELEVATION

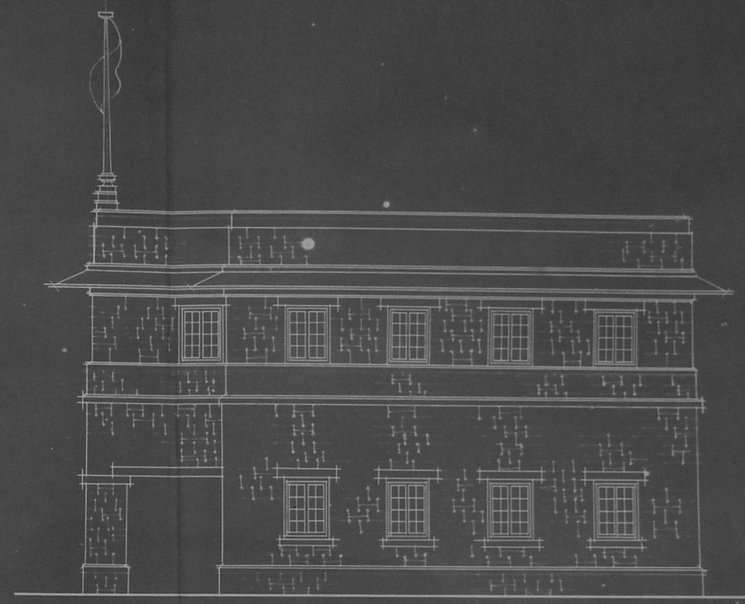

SIDE ELEVATION

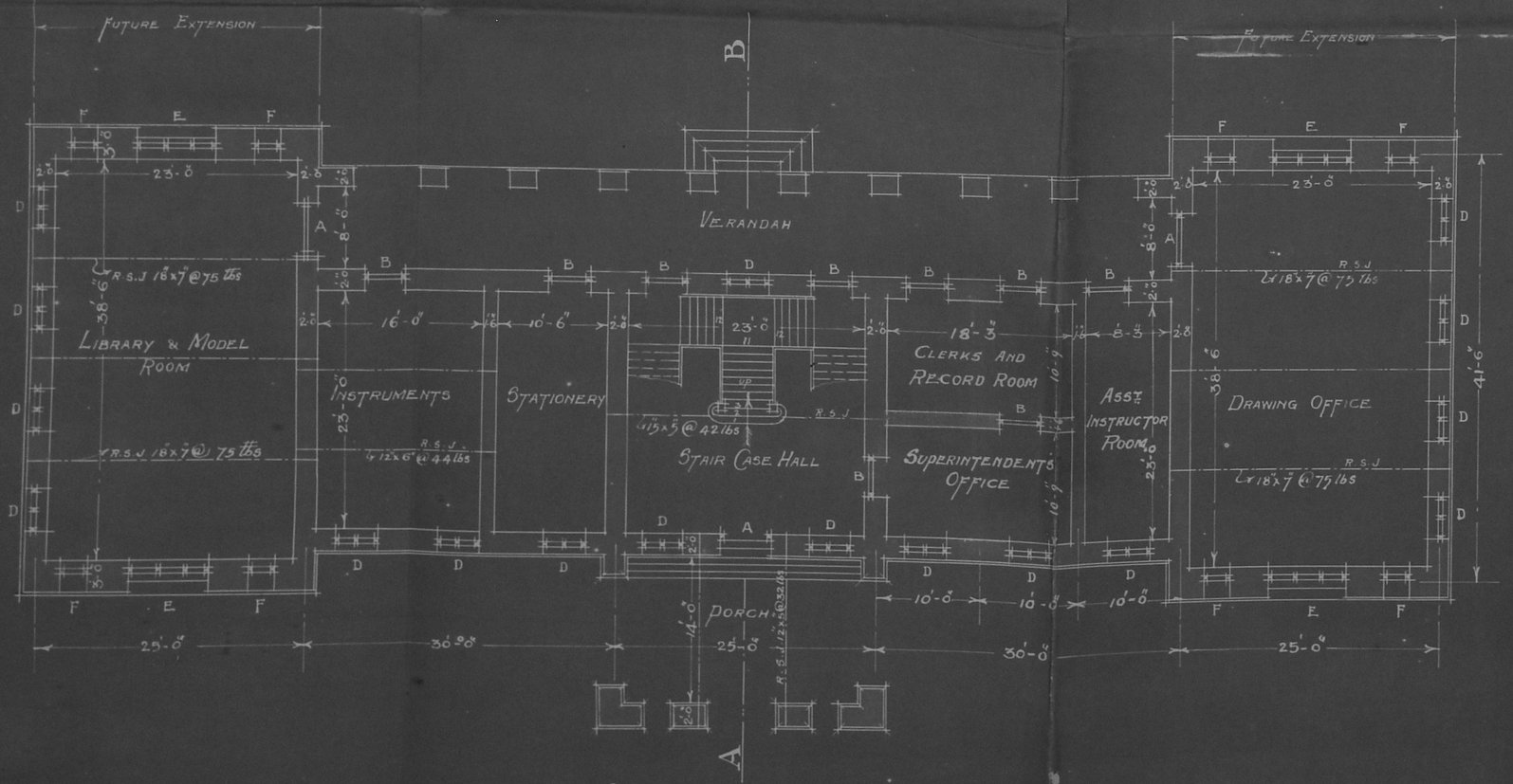

GROUND FLOOR PLAN

REFERENCE		
E	DOOR PANELLED — DO. — —	4'-0" x 8'-0"
C	DOOR PANELLED — — — —	4'-0" x 8'-0"
A	WINDOW GLAZED — — — —	4'-0" x 5'-5"
B	WINDOW GLAZED 3 LIGHTS —	7'-0" x 5'-5"
F	WINDOW GLAZED — — — —	2'-6" x 5'-5"

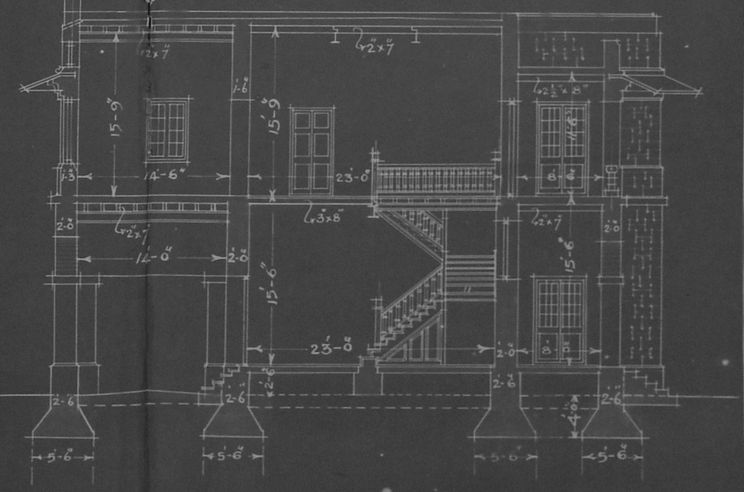

SECTION ON A.B

PLINTH AREA — 5884 SQ FT.
CUBIC CONTENTS 223235 CFT

DRAWN BY.
TRACED BY. AJG

CONSULTING ARCHITECT
TO THE GOVERNMENT OF MADRAS
1920

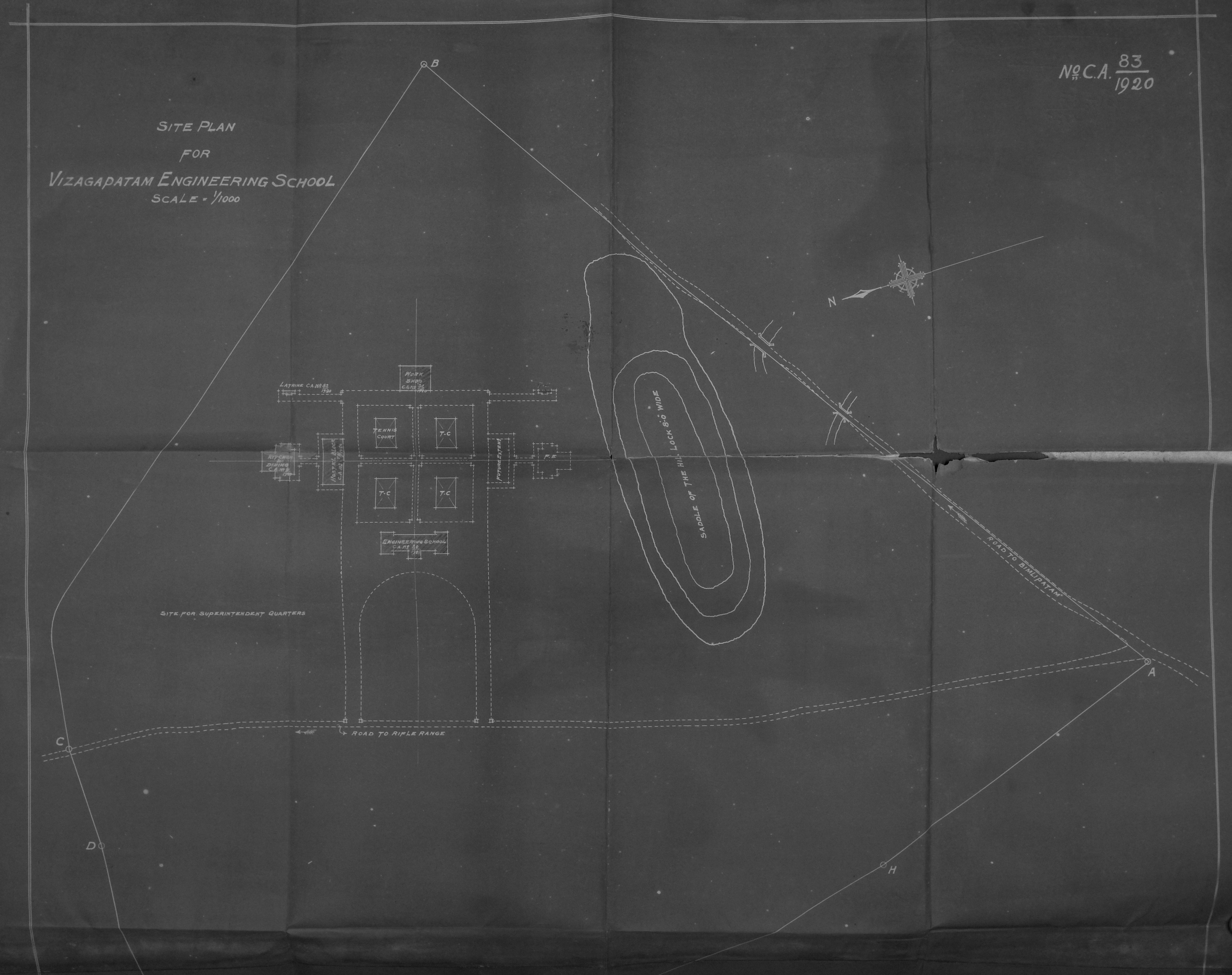

No. C.A. 83/1920
SITE PLAN
FOR
VIZAGAPATAM ENGINEERING SCHOOL
SCALE - 1/1000
B
N
LATRINE C.A. No. 83/1920
WORK SHOP C.A. No. 30/1920
TENNIS COURT
T.C
T.C
T.C
KITCHEN & DINING C.A. No. 2/1920
HOSTEL BLOCK C.A. No. 7/1920
FUTURE EXTENS
F.E
ENGINEERING SCHOOL C.A. No. 30/1920
SADDLE OF THE HILL LOCK 8'-0" WIDE
ROAD TO BIMLIPATAM
SITE FOR SUPERINTENDENT QUARTERS
ROAD TO RIFLE RANGE
A
C
D
H





27/4/20

A.C.A

W. G. Molesworth
29.4.20

AG CONSULTING ARCHITECT
TO THE GOVERNMENT OF MADRAS
1920

No. C.A 329/1920

(BASED ON C.A 32/1920)

VIZAGAPATAM ENGINEERING SCHOOL

WORK SHOP

SCALE 1/8 INCH = 1 FOOT

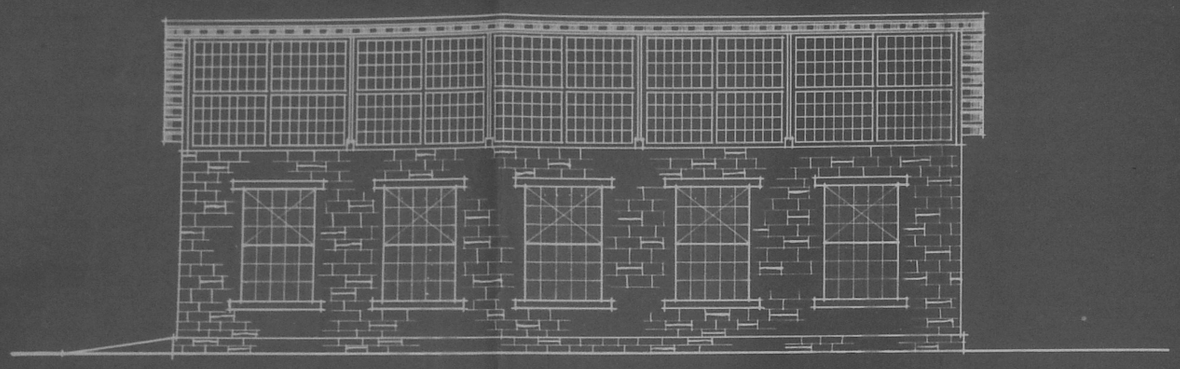

NORTH ELEVATION

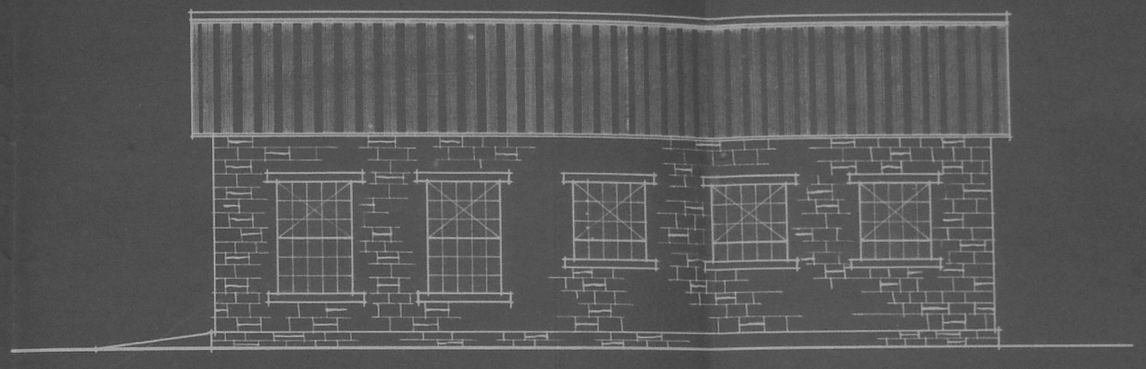

SOUTH ELEVATION

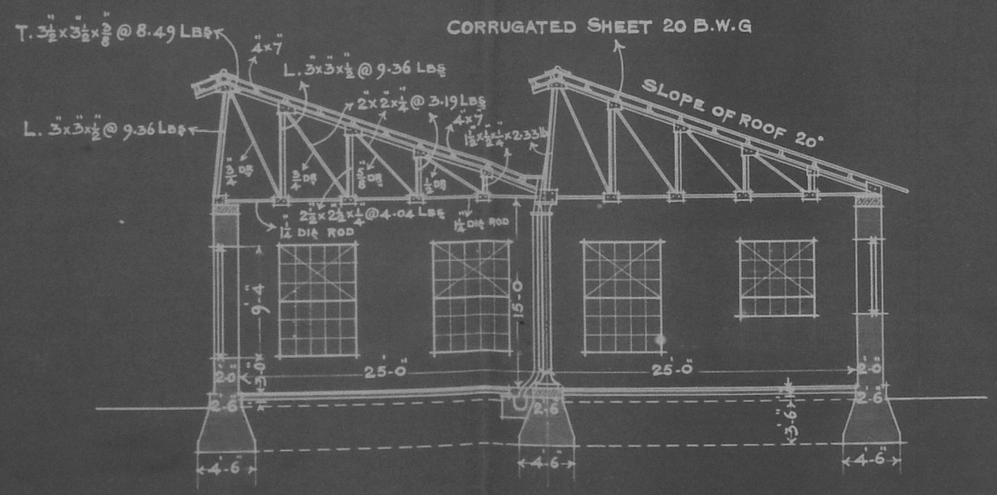

SECTION ON A.B.



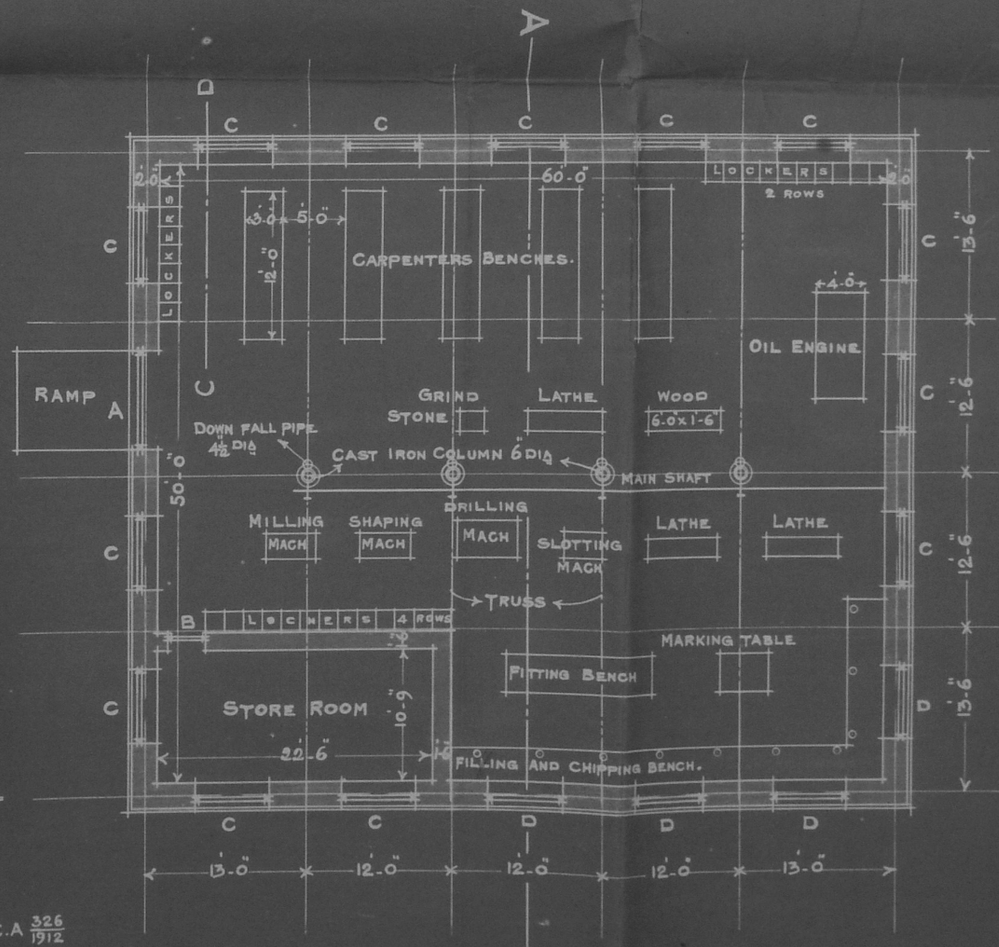

PLAN

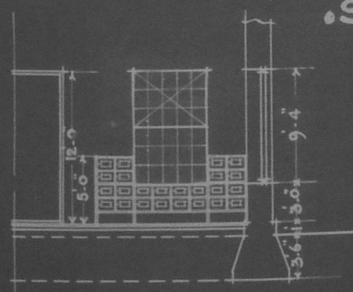

SECTION ON C.D.
SHEWING LOCKERS

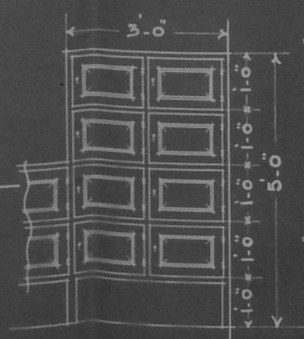

DETAILS OF LOCKERS.
SCALE ½" = 1'

A	DOOR	1/3 PANELLED & 2/3 GLAZED WITH GLAZED HEAD	8'-0"x12'-0"	
B	DOOR	PANELLED.	3'-0"x7'-0"	
C	U.S. SASH WINDOWS.		6'-1 13/16"x9'-4"	C.A 326/1912
D	U.S. SASH WINDOWS.		6'-1 13/16"x6'-3⅜"	C.A 313/1912

PLINTH AREA ..... 3515 SQ.FT.
CUBICAL CONTENTS .. 91390 C.FT.

CONSULTING ARCHITECT
TO THE GOVERNMENT OF MADRAS.

VIZAG ENGINEERING SCHOOL
LATRINE FOR 10 SEATS
SCALE $\frac{1}{2}$ INCH = 1 FT.

No. C.A $\frac{82}{1920}$

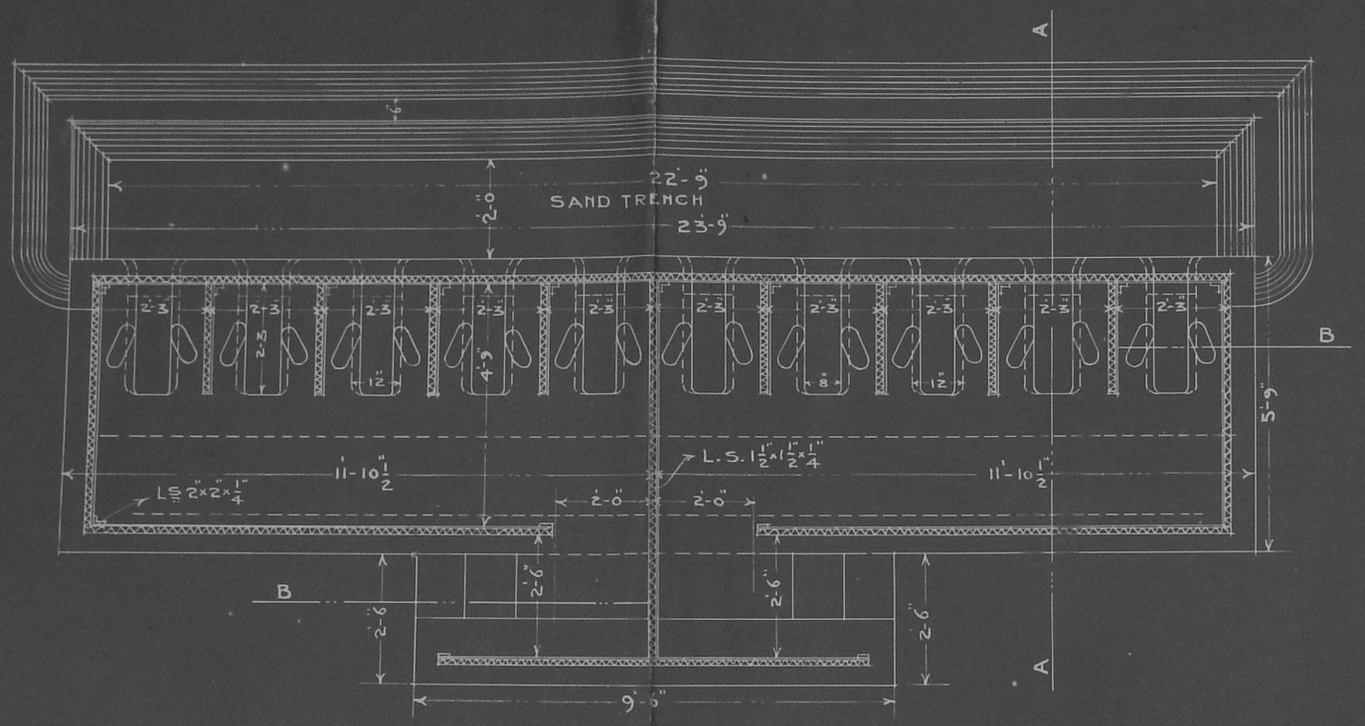

PLAN

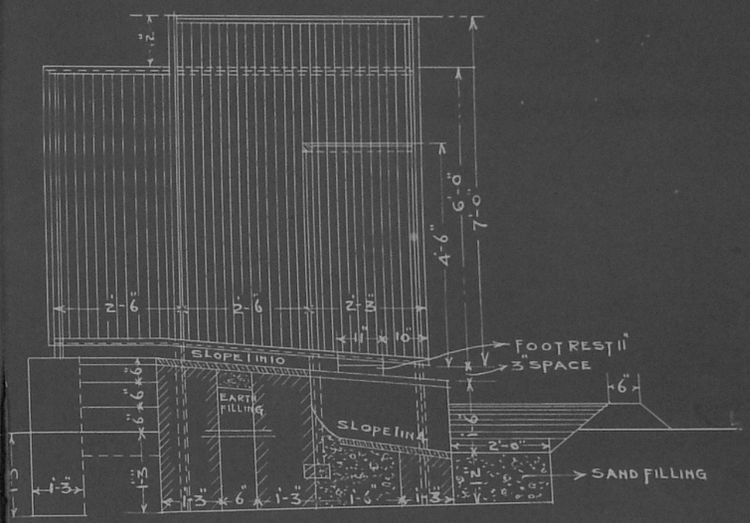

SECTION ON A.A



SECTION ON B B

P. A

W. J. Molesworth
CONSULTING ARCHITECT
TO THE GOVERNMENT OF MADRAS
1920