460

GRAPH SHOWING TREND OF TRUE CASES
OF TOTAL COGNIZABLE CRIME.

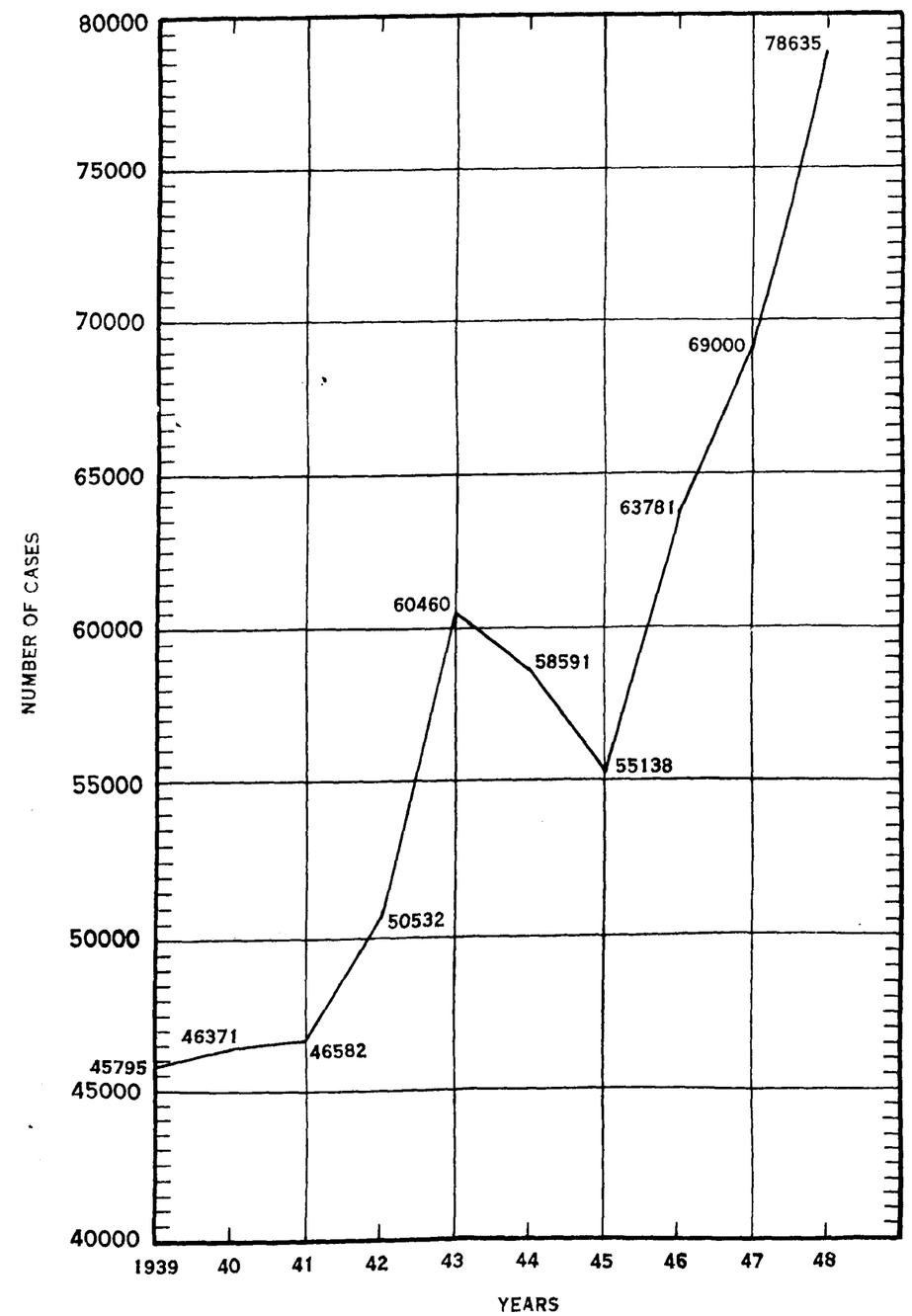

GRAPH SHOWING TREND OF CRIME

MURDER

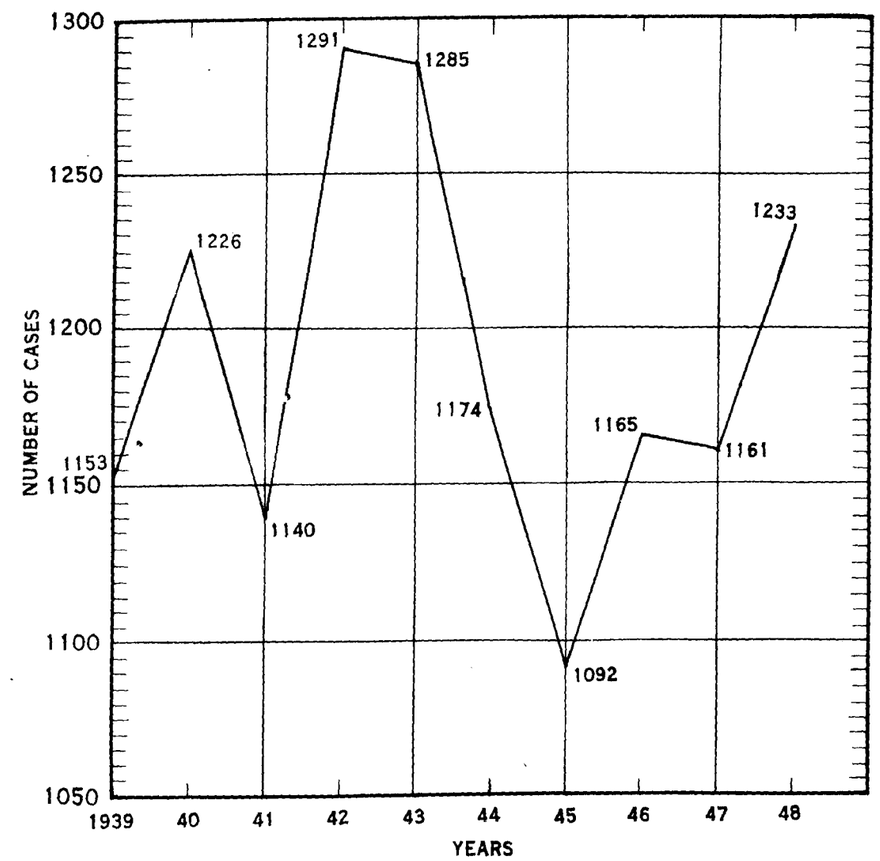

GRAPH SHOWING TREND OF CRIME
RIOTING AND UNLAWFUL ASSEMBLY

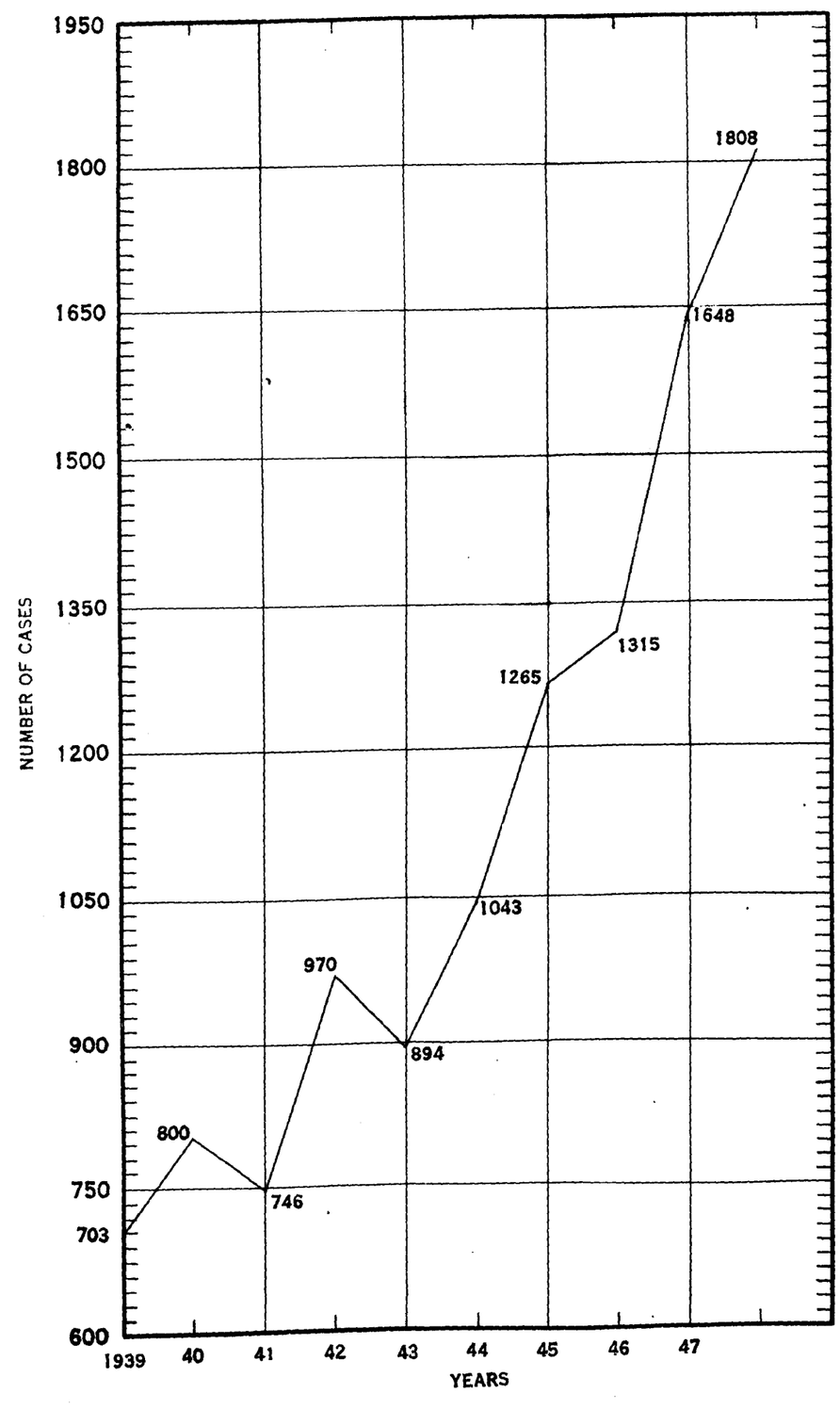

GRAPH SHOWING TREND OF CRIME

DACOITY

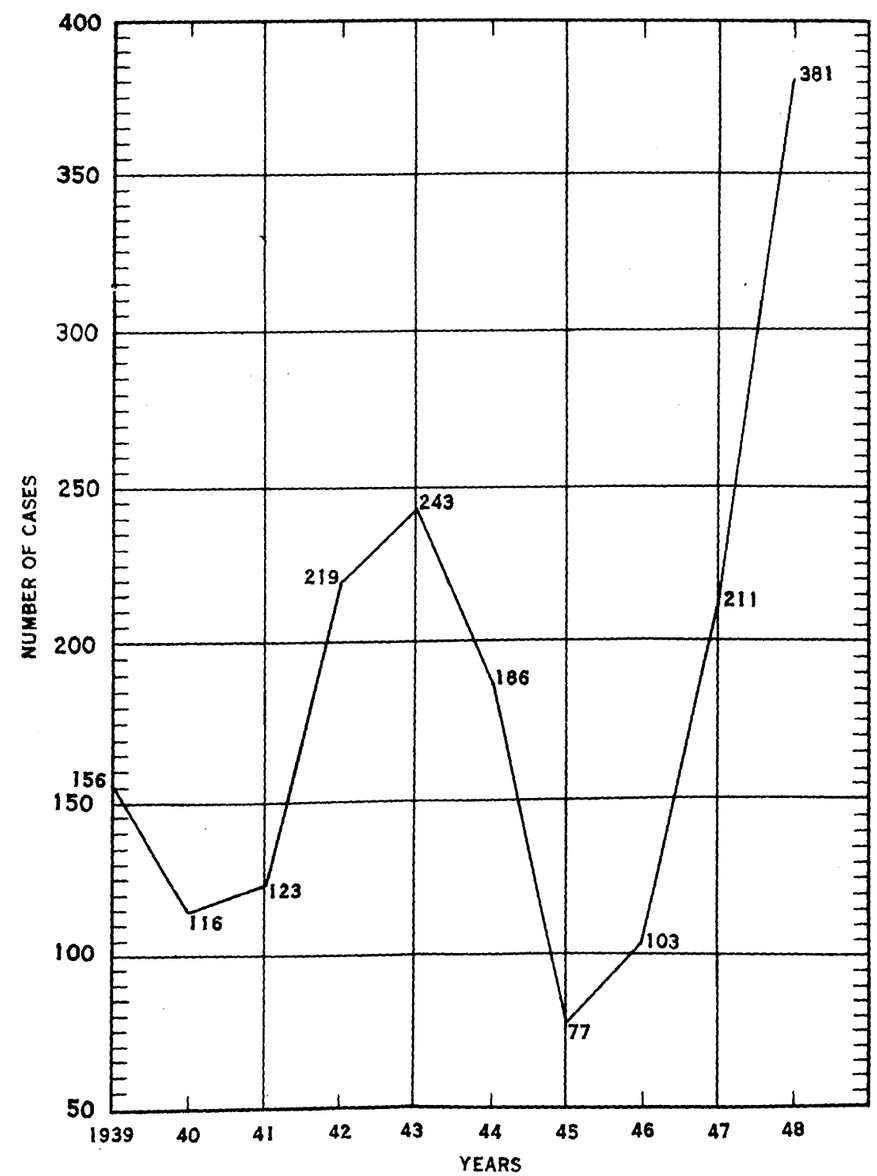

GRAPH SHOWING TREND OF CRIME

ROBBERY

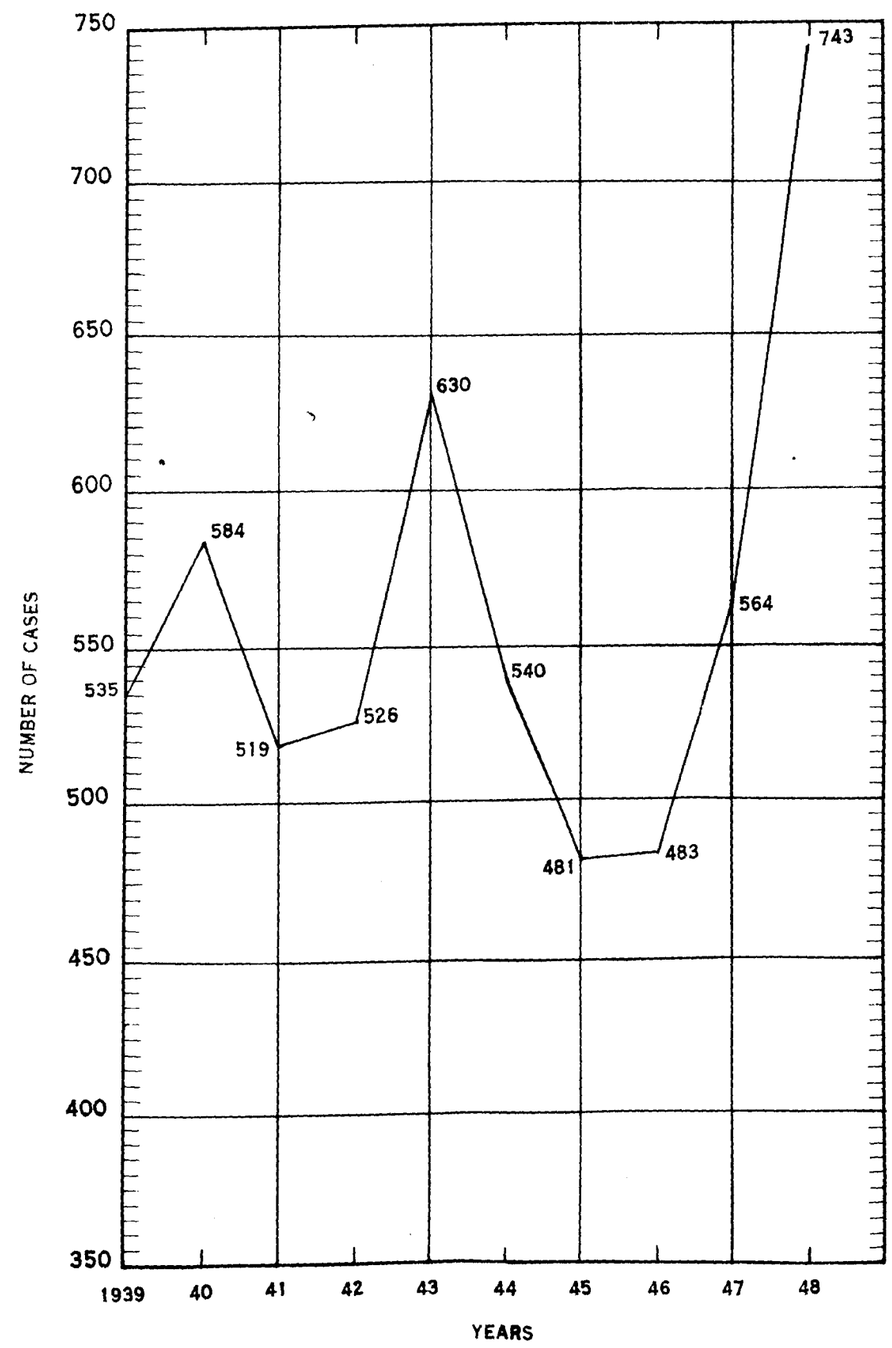

GRAPH SHOWING TREND OF CRIME

HOUSE-BREAKINGS

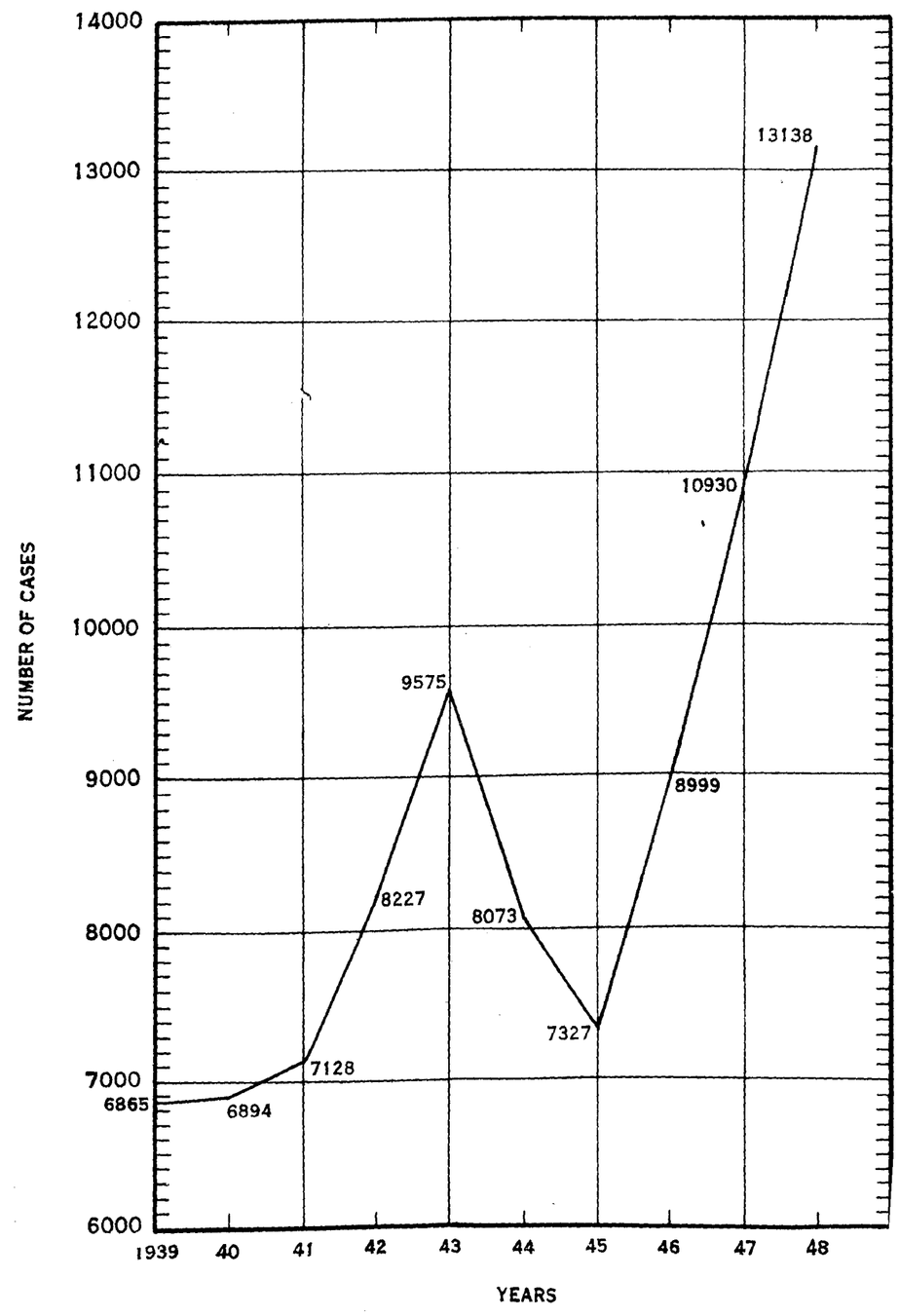

GRAPH SHOWING TREND OF CRIME
THEFTS–ORDINARY

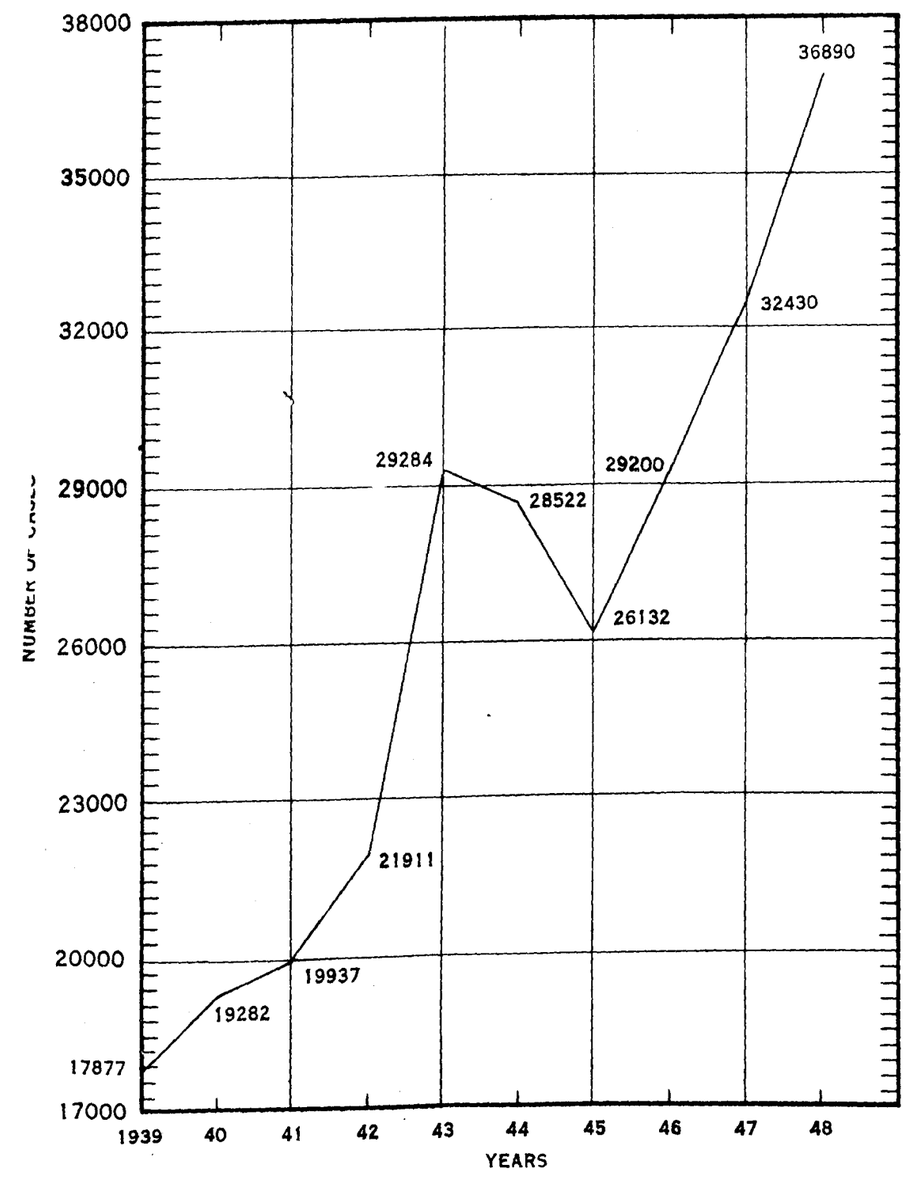

GRAPH SHOWING TREND OF CRIME

CATTLE — THEFTS

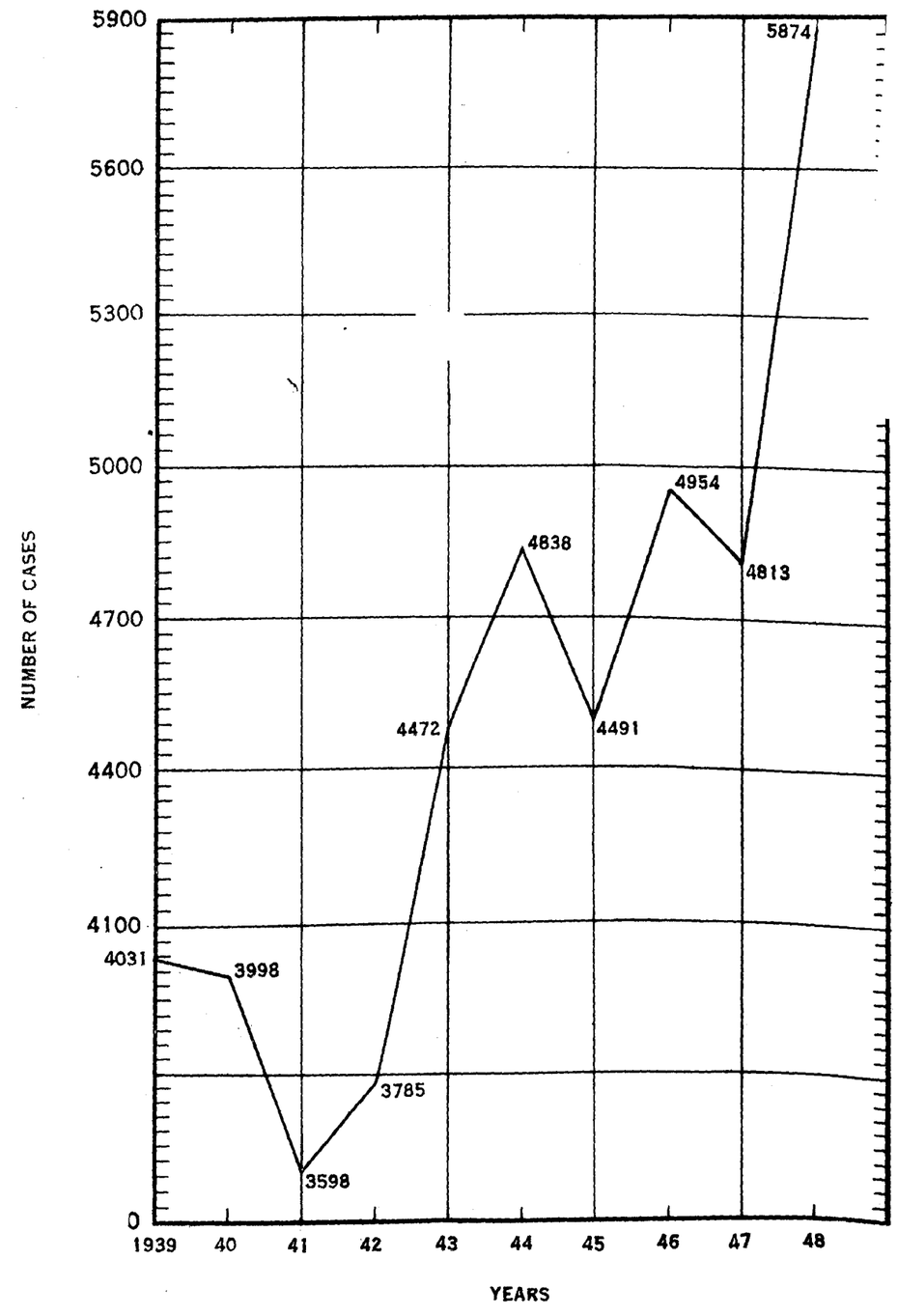

GRAPH SHOWING DETECTION
TOTAL COGNIZABLE CRIME AND GRAVE CRIME

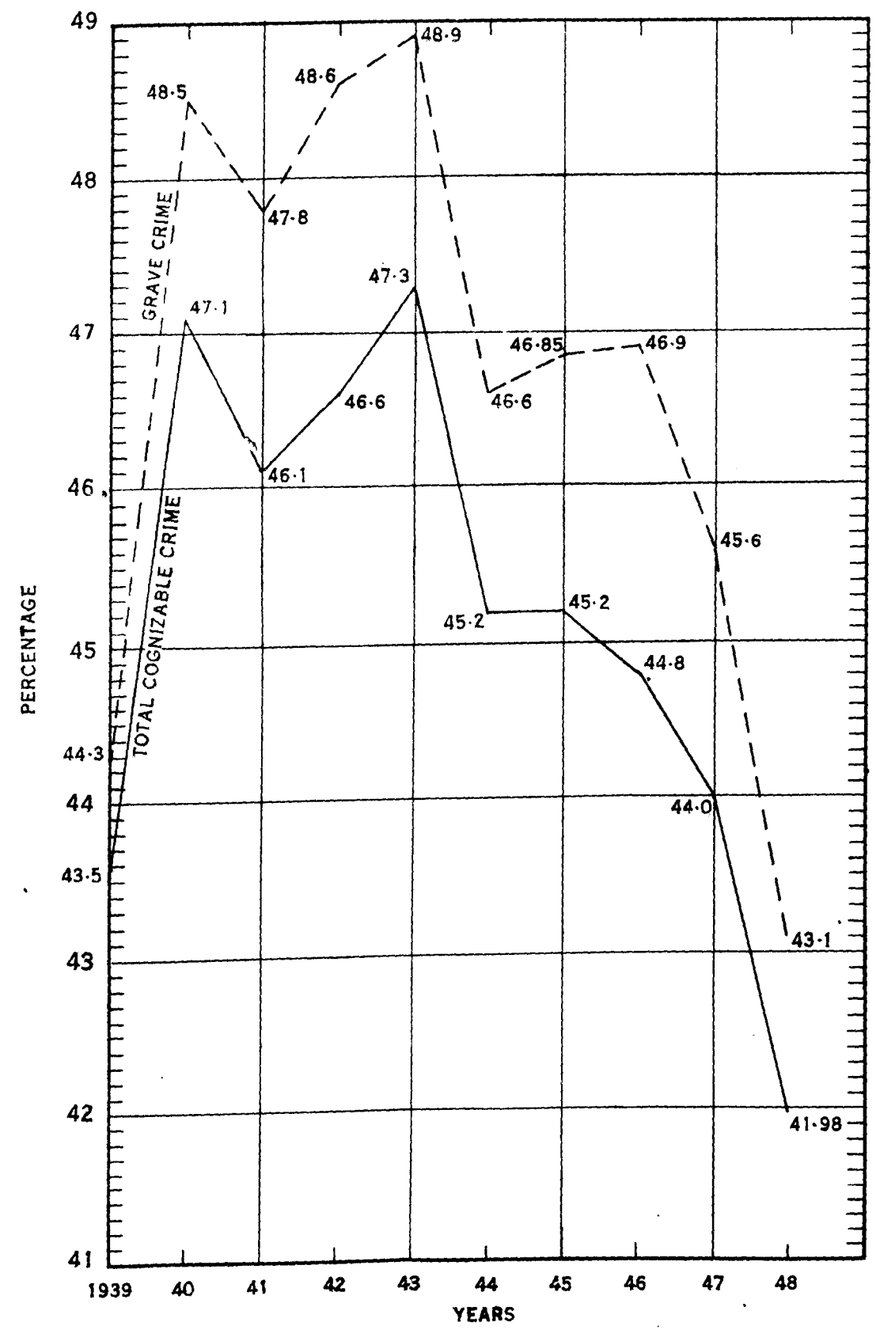

GRAPH SHOWING DETECTION

MURDER

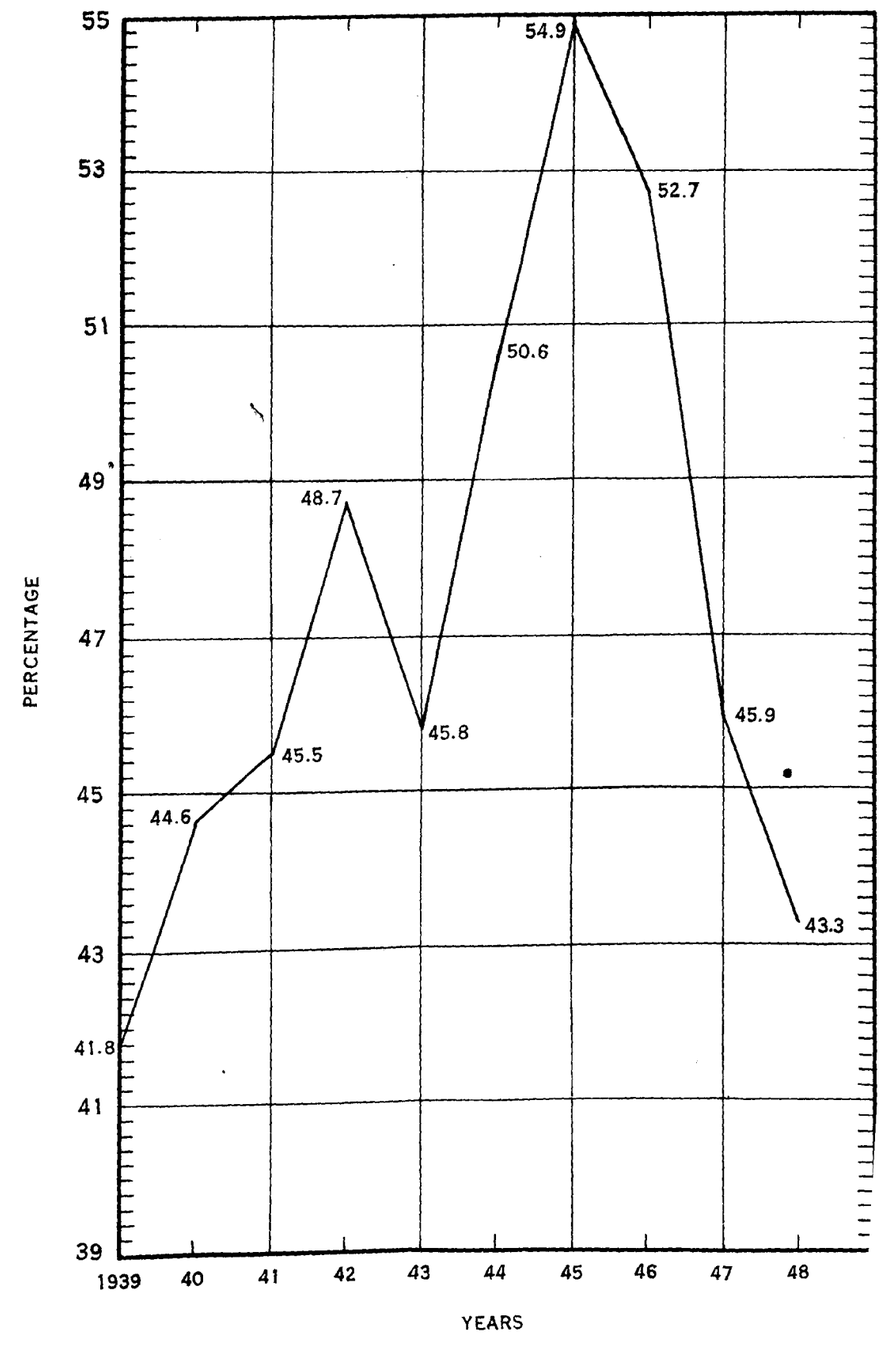

GRAPH SHOWING DETECTION

DACOITY

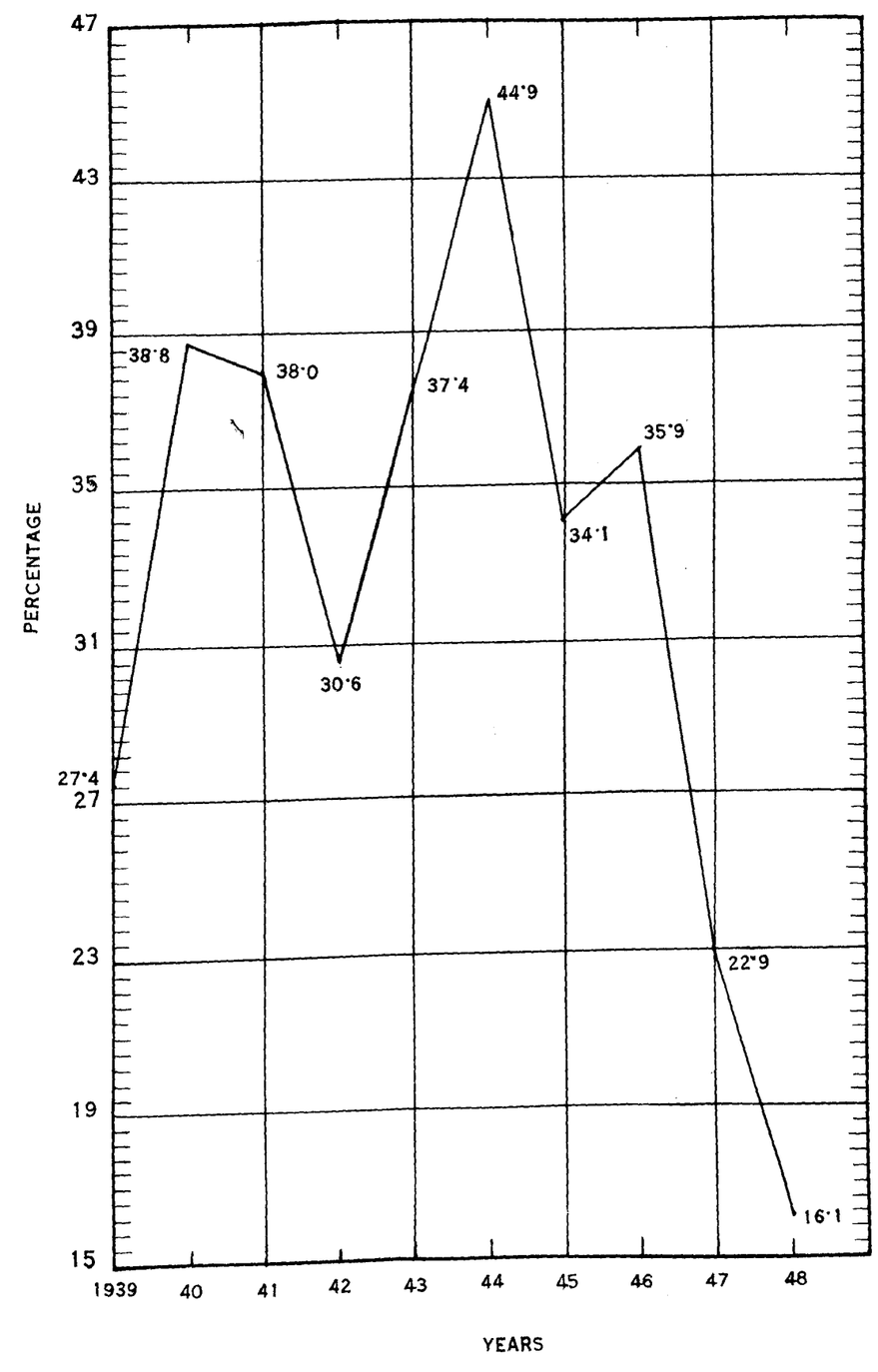

GRAPH SHOWING DETECTION
ROBBERY

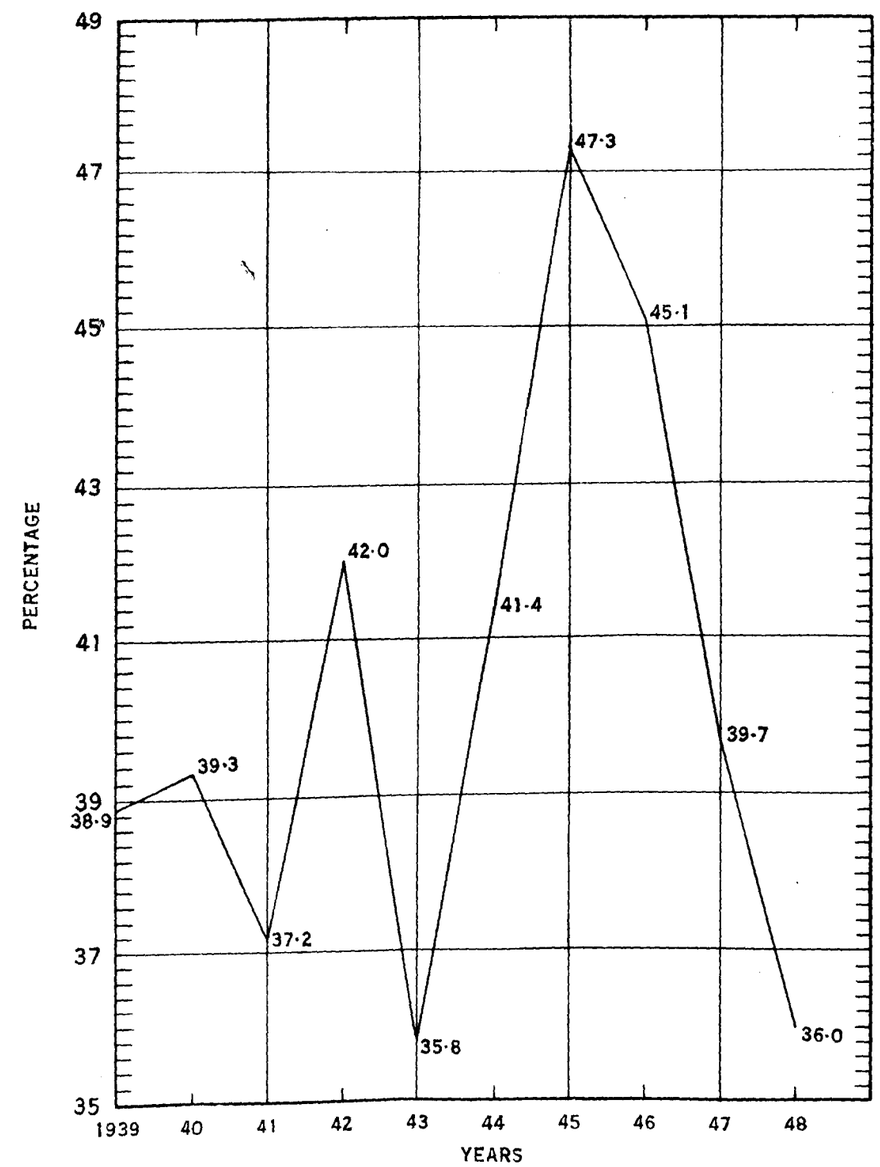

GRAPH SHOWING DETECTION
HOUSE-BREAKINGS

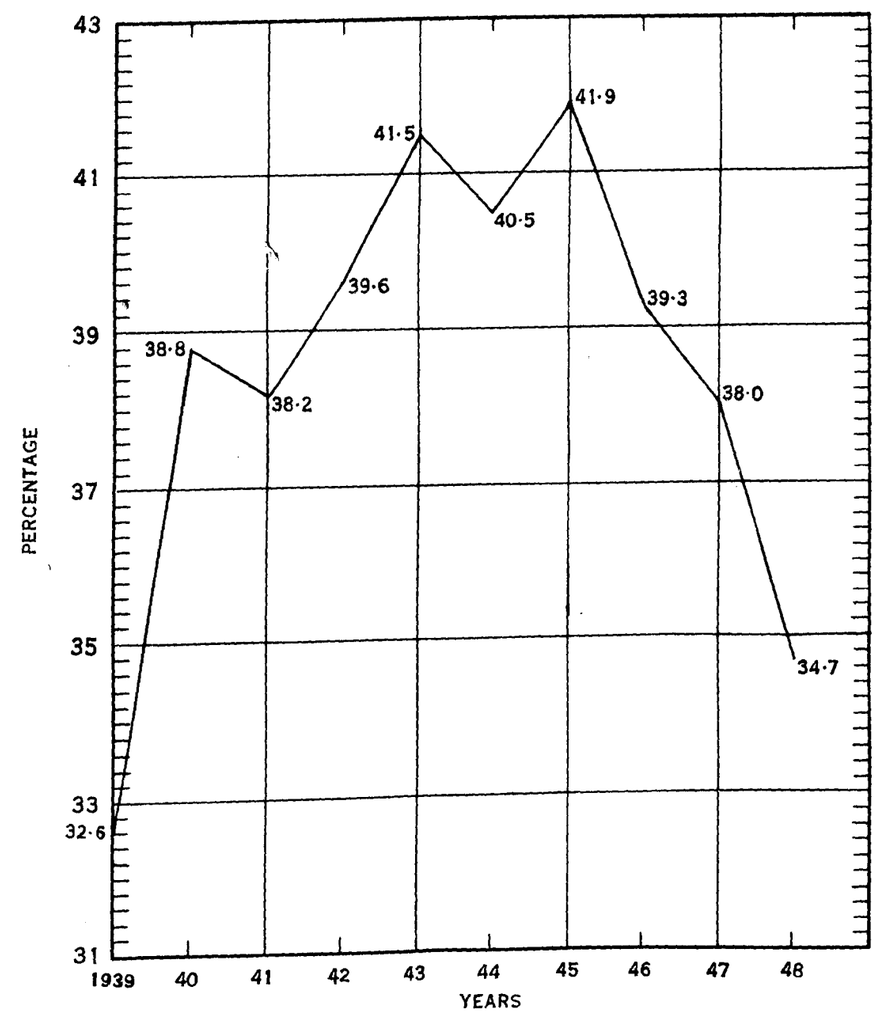

GRAPH SHOWING DETECTION

THEFTS (ORDINARY)

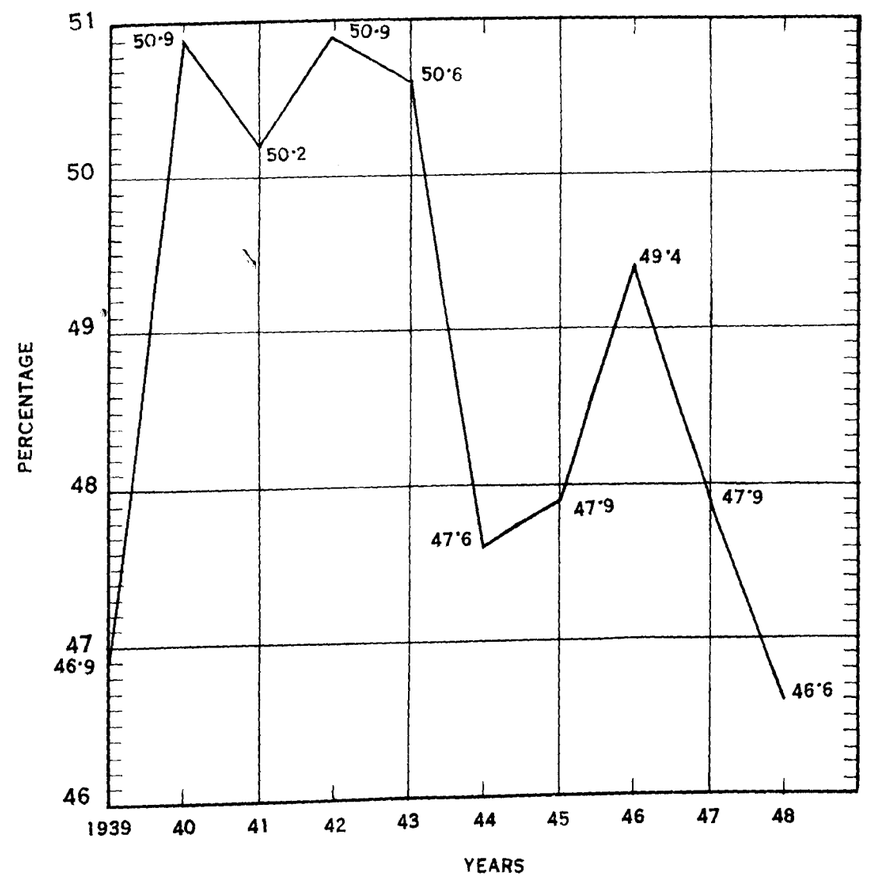

GRAPH SHOWING DETECTION

CATTLE — THEFTS

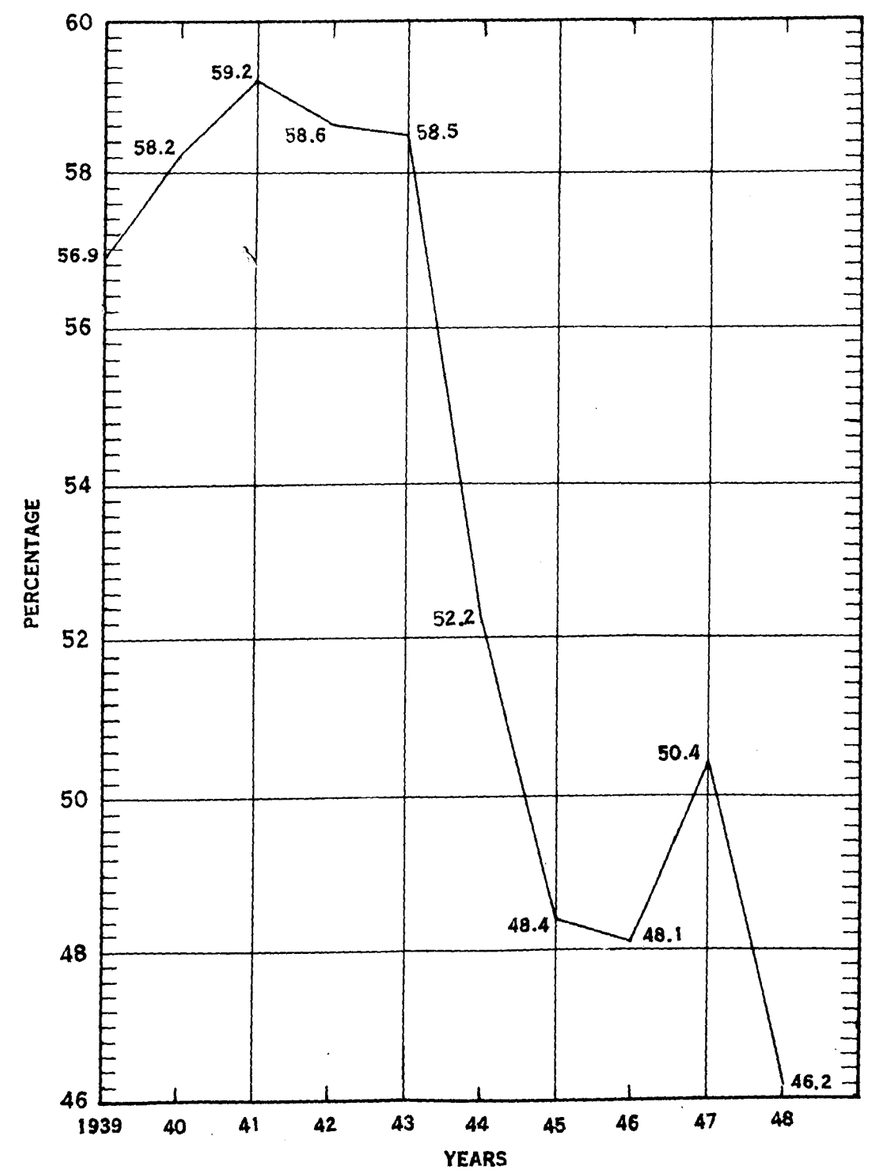

REPORT ON THE ADMINISTRATION OF THE POLICE OF THE MADRAS PROVINCE, 1948

PART I.

THE POLICE FORCE.

OFFICERS.—Mr. C. K. Vijayaraghavan, I.C.S., continued to be in charge of the department throughout the year.

Deputy Inspectors-General of Police.—Charges of the various ranges during the year were—

Northern Range.

Name of the officer.	Period.
Devasahayam ..	From January 1st to June 17th.
Subbarayan ..	From June 18th to October 21st.
Balakrishna Menon.	Additional charge from October 22nd to November 16th.
S. Parthasarathi Ayyangar.	From November 17th to December 31st.

Central Range.

S. Parthasarathi Ayyangar.	From January 1st to November 7th.
F. L. Underwood, O.B.E.	From November 8th to December 31st.

Southern Range.

Khaja Muhiuddin Hussain Sahib Bahadur.	From January 1st to 15th.
F. L. Underwood, O.B.E.	From January 16th to October 29th.
Khaja Muhiuddin Hussain Sahib Bahadur.	From October 30th to December 31st.

Western Range.

P. K. Monnappa ..	From January 1st to 27th.
O. L. Burrell, O.B.E.	From January 28th to October 20th.
M. Krishna Menon ..	Additional charge from October 21st to 31st.
V. Subbarayan ..	From November 1st to December 31st.

Railways and C.I.D., Madras.

V. Subbarayan	From January 1st to June 12th.
G. R. Devaraja Ayyangar.	Additional charge from June 13th to 16th.
M. Krishna Menon ..	From June 17th to July 25th.
J. Devasahayam ..	From July 26th to December 31st.

Sri A. V. Patro continued to be the Commissioner of Police, Madras, till the forenoon of June 12th. Sri M. Krishnayya Shetti held additional charge of the post from June 12th to the forenoon of June 23rd. Sri V. R. Rajaratnam assumed charge as Commissioner on the forenoon of June 23rd and continued till the afternoon of October 27th when he was relieved by Sri P. K. Monnappa who continued for the remainder of the year

Deputy Inspector-General of Police (Administration).—The post continued to remain unfilled till January 15th, the date of expiry of sanction for the post.

Special Officer, Special Armed Police Units.

Sri P. K. Monnappa ..	From February 9th to May 7th.
Sri P. Kandaswami ..	Additional charge from May 8th to 26th.
Sri P. K. Monnappa ..	From May 27th to October 26th.
Mr. O. L. Burrell, O.B.E.	From October 27th to December 31st.

Assistant Inspectors-General of Police.—Sri A. K. Kunhiraman Nambiyar and Sri P. Kandaswami continued to hold the posts of Assistant Inspector-General of Police and additional Assistant Inspector-General of Police, respectively, throughout the year.

There were no changes of District Superintendents of Police in four districts, while there was one change in twelve districts, two changes in nine districts, three changes in two districts and four changes in one district. District Superintendents of Police, held additional charge of subdivisions for short periods on forty-six occasions. The numerous changes of officers during the year were due to the internal unsettled conditions, the Hyderabad border situation and the deputation of a large number of officers for employment under the Government of India and in Hyderabad. Transfers of officers were, however, limited to the minimum.

The details below show the officers who were on other duties during the year—

Name of the officer.	Details of other duty.
Indian Police.	
Sri T. G. Sanjevi Pillai.	Director, Intelligence Bureau, Ministry of Home Affairs, Government of India, New Delhi, throughout the year.
Sri S. Balakrishna Shetti.	Assistant Director, Intelligence Bureau, Ministry of Home Affairs, Government of India, New Delhi, throughout the year.
Sri P. V. Bhaskaran ..	Central Intelligence Officer, Madras, from January 19th for the rest of the year.
Mr. J. R. deChazal ..	Assistant Commandant, Central Police Training College, Mount Abu, from October 5th for the rest of the year
Madras Police Service.	
Sri A. Jayaram	Assistant Director, Intelligence Bureau, Ministry of Home Affairs, Government of India, New Delhi, throughout the year.
Mr. Muhammad Ghaus Chida Sahib.	Regional Transport Officer throughout the year.
Sri M. Gopalakrishna Menon.	Commissioner of Police, Cochin, throughout the year.
Sri M. Singaravelu ..	Aide de-Camp to His Excellency the Governor of West Bengal till May 13th.
Sri P. Kuppuswami Mudaliyar.	Special duty under the Government of India, Special Police Establishment, till May 14th.
Sri D. Venkateswarulu ..	Special duty under the Government of India, from March 21st to August 19th.
Sri A. Krishna Reddi ..	Deputy Superintendent of Police, Special Police Establishment, Madras, from May 23th.
Mr. J. H. Gray	Chief Regional Fire Officer throughout the year.
Sri K. Karunakaran Nayar.	Deputy Central Intelligence Officer under the Government of India from December 15th.
Sri G. B. Ramachandran.	Deputy Central Intelligence Officer, under the Government of India, from December 15th.

The following officers were deputed on special duty under the Government of India in the first instance and then under the Military Governor, Hyderabad, from the date on which the latter took charge of the administration of the Hyderabad State:—

Inspector-General of Police, Hyderabad.

Sri A. V. Patro ..	From June 12th for the rest of the year.

Deputy Inspector-General of Police, C.I.D., Hyderabad.

Sri M. Krishna Menon ..	From December 15th for the rest of the year.

District Superintendents of Police, Hyderabad.

Sri M. Ramayya ..	From June 10th to November 10th.
Sri B. N. Kalyana Rao ..	From June 10th to July 18th.
Sri A. Sundaram Pillai ..	From June 16th for the rest of the year.
Sri V. Venkateswara Rao.	From June 11th for the rest of the year.
Sri R. N. Manickam ..	From June 11th for the rest of the year.
Sri P. Dhanarajulu Nayudu	From June 12th for the rest of the year.
Sri M. Srinivasa Acharya.	From June 11th for the rest of the year.
Sri D. M. Arpudaswami Pillai	From June 13th for the rest of the year.
Sri C. V. Arunagiri Mudaliyar.	From July 19th to August 12th.
Sri P. Kuppuswami Mudaliyar.	From August 4th for the rest of the year.
Sri G. Rama Reddi ..	From November 6th for the rest of the year.
Sri O. A. Muthuswami Ayyar. ..	From November 17th for the rest of the year.

Name of the officer.	Details of other duty.
Deputy Superintendents of Police, Hyderabad.	
Sri S. V. Srinivasalu Nayudu.	From August 24th for the rest of the year.
Sri V. Krishnaswami Chetti.	From August 24th for the rest of the year.
Sri U. Nagesha ..	From August 24th for the rest of the year.
Sri A. Ranga Reddi ..	From August 25th for the rest of the year.
Sri S. D. Loganathan ..	From August 21st for the rest of the year.
Sri M. Pattabi Ayyangar	From August 25th for the rest of the year.
Sri I. Ramakrishnayya ..	From August 24th for the rest of the year.
Sri D. Srinivasalu Nayudu.	From August 27th for the rest of the year.
Sri P. Ranga Rao Nayudu.	From August 28th for the rest of the year.
Sri W. Subba Rao ..	From September 3rd for the rest of the year.
Sri V. Lakshminaryana	From September 10th for the rest of the year.
Sri S. Anantasubrahmanyam.	From September 11th for the rest of the year.
Sri D. Ramaswami ..	From September 14th for the rest of the year.
Sri P. Kameswara Rao ..	From September 15th for the rest of the year.
Sri. A. Obul Reddi ..	From August 25th for the rest of the year.
Sri M. Nagabushanam ..	From August 21st for the rest of the year.

One officer of the Indian Police retired during the year. An Assistant Commandant of the Malabar Special Police and an officer of the Madras Police Service died during the year.

Six of the Assistant Superintendents of Police recruited during the year were allotted to this Province and they are under training in the Central Police Training College, Mount Abu, two from September 14th, three from September 15th and one from December 26th. Four Deputy Superintendents of Police were recruited during the year and they are under training in the Police Training School, Vellore, from June 7th.

2. STRENGTH (Statement D, column 16).—The sanctioned strength of the permanent Force, exclusive of the Malabar Special Police, on the last day of the year was 36,417 as against 36,939 at the end of 1947. The City Police Armed Reserve platoons in districts which were, by mistake, included in the permanent strength in 1947 have been excluded from the permanent strength and shown under temporary strength during the year. This mainly accounts for the decrease in the sanctioned strength of the Force.

The temporary additional forces shown at the end of Statement D are—

—	District Superintendents of Police.	Deputy Superintendents of Police.	Inspectors.	Sergeants-Major and Sergeants.	Sub-Inspectors.	Jamadars and Head constables.	Constables.	Total.
1 Kallar, Marava and Yanadi Reclamation work	..	1	3	..	3	20	21	48
2 Settlements	..	..	4	..	2	5	41	52
3 Plague Police	..	..	..	..	..	18	322	340
4 Additional Police	..	..	..	..	1	3	28	32
5 Central Recruits' Schools	..	4	3	6	42	42	14	111
6 Prohibition Staff	..	15	19	..	2 6	725	2,077	3,042
7 Madras City	..	2	4	8	25	93	272	404
8 All other temporary forces	6	43	62	20	222	831	4 357	5,571
Total	6	65	95	34	501	1,767	7,132	9,600

The figures in the above statement exclude the strength of the Special Armed Police Units, sanctioned in G.Os. Ms. No. 4112, Home, dated 7th November 1947 and No. 1387, Home, dated 14th April 1948.

Additional Police.—As the local conditions had not improved, the additional police at the cost of the inhabitants stationed in the villages of Musalareddipalli and Himakuntla in the Cuddapah district and at Muradi Hanumapuram in the Bellary district were retained during the year. The additional police quartered at Chinnasettipalli in the Cuddapah district was withdrawn with effect from January 15th.

Recruitment.—There were 1,972 vacancies in the Force on the last day of the year as against 2,803 vacancies in 1947. As a large number of recruits was also required for the formation of the additional Special Armed Police Units sanctioned during the year, there was some difficulty in getting enough number to fill in the vacancies in the regular Police Force. The present pay and allowances of the constabulary do not seem to be sufficiently attractive, as suitable applicants were not forthcoming in large number in many places. Though ex-military men appeared for selection, many of them were below the educational and physical standards prescribed for enlistment in the Police. Nine hundred and seventy-six ex-army men and 407 men from the Scheduled classes were enlisted. Among the recruits, 66 held Secondary School-Leaving Certificates and one had passed the Intermediate Examination in Arts.

Casualties (Statement E, columns 26 to 31).—The total number of casualties in the permanent Force was 2,017 as against 1,600 in 1947, an increase of 417 or 26·1 per cent. The increase was mainly under desertions 241 against 119 in 1947, under resignations 321 against 218 in 1947 and under discharges 361 against 212 in 1947.

Thirteen police officers were killed and 150 injured in the course of their duty during the year as against 3 and 112 respectively in the previous year.

Health (Statement E, columns 32 to 34).—The health of the Force continued to be satisfactory. The percentage of admissions into hospital was 112·1 against 109·5 in 1947. The percentage of men absent from duty on account of sickness was 3·5 during the year as in 1947. The health of the Force was fairly good in spite of the continuous additional strain imposed on the police as a result of frequent labour and other disturbances and the lack of proper nourishment owing to the high cost and scarcity of essential foodstuffs. The usual anti-malarial measures were taken, and the periodical medical examination of the members of the subordinate Police was also conducted. The number of police officers who died was 247 as against 234 in 1947.

3. EDUCATION (Statement E, columns 24 and 25).—There were 4,729 head constables and 39,517 constables in the Force on the last day of the year. Of these, 3 head constables or 0·06 per cent and 126 constables or 0·33 per cent were illiterate.

TRAINING SCHOOLS—The Provincial Police Training School, Vellore.—Mr. E. S. Treasure continued to be the Principal until January 19th and Khaja Muhiuddin Hussain Sahib Bahadur who succeeded him, was in charge until October 20th, when he was transferred. The Vice-Principal was in charge of the school till November 8th, when he was relieved by M. Sirajuddin Sahib Bahadur who held charge for the rest of the year.

The post of Vice-Principal was continued.

The two gazetted officers who were undergoing training in the school were sent in October to districts for practical training. Four gazetted officers of the Madras Police and two of the Mysore State joined the school for training on June 7th. The Session for the training of Sub-Inspectors commenced on January 3rd.

Subordinate Officers.—One hundred and seventeen Sub-Inspectors reported for training, of whom 29 were Excise Sub-Inspectors and 4 were from the Cochin State. Three Sub-Inspectors resigned as they secured other jobs and seven Excise Sub-Inspectors who were found unsuitable

were sent back. All the remaining 107 Sub-Inspectors were posted to districts in December on the completion of their training.

Training of the cadets.—The existing curriculum and method of teaching were followed during the year as usual.

The temporary post of a tutor to teach English to the cadets was abolished on August 9th.

The standard of training was good and discipline was well maintained. Sports and games formed a large part of the year's activities as usual. Boxing continued to be taught to the cadets. The annual sports were held on December 21st and it was a successful function which attracted a large gathering. The Sub-Inspectors' hostel was run by a committee of cadets under the general supervision of a lecturer. The health of both the staff and the cadets was good.

With reference to G.O. Ms. No. 3239, Home, dated 14th October 1946, a batch of 50 head constables fit for promotion to the rank of Sub-Inspectors was trained during the year for a period of six months from June 21st and the training proved very useful.

Central Recruits' Schools.—The Central Recruits' Schools at Vellore, Coimbatore and Anantapur trained a large number of recruits as usual. The schools at Vizianagram and Tiruchirappalli are continued for another year from October 1st.

Name of the school.	Number of recruits under training in the year.			Number of recruits passed out to districts, casualties, etc.			
	Number in the school at the beginning of the year.	Number of admissions during the year.	Total.	Number sent out to districts or elsewhere.	Casualties.	Number in the school at the end of the year.	Total.
Central Recruits' School—							
Vellore	384	780	1,164	632	141	391	1,164
Anantapur	635	1,078	1,713	1,130	80	503	1,713
Coimbatore	418	1,077	1,495	961	76	458	1,495
Vizianagaram	259	515	774	476	56	242	774
Tiruchirappalli	367	771	1,138	741	144	253	1,138

The general health of the recruits was satisfactory. Increase in the average weight of the recruits was noticeable apparently due to balanced wholesome food supplied. Discipline was well maintained. Inefficient and undesirable recruits were weeded out. The management of the hostels attached to the schools was good.

Fifty recruits intended for the Andaman and Nicobar Police were trained in the Central Recruits' Schools, Tiruchirappalli, Anantapur and Vellore during the year.

5. CONDUCT.—Departmental punishments excluding the awards of blackmarks [Statement E, columns (10) to (13)].—

	Percentage of the number of subordinate officers and men departmentally punished to the actual strength.		
	1946.	1947.	1948.
For absence without leave	0·2	0·1	0·1
For offences other than absence without leave.	2·5	1·8	2·0
Total ..	2·7	1·9	2·1

The percentage of blackmarks awarded to the actual strength of the constabulary on the last day of the year was 12·7 as against 11·2 in 1947. The total number of men dismissed from the Force was 261, of which 11 were for absence without leave, the figures for 1947 being 202 and 15 respectively. Discipline was well maintained and suitable action was taken for absence without leave.

Appeals—

Authority.	Number of appeals received.			Number of appeals in which the punishments were cancelled or modified.			Number of appeals pending at the end of the year.			Percentage of appeals in which the punishments were cancelled or modified to those which were disposed of.		
	1946.	1947.	1948.	1946.	1947.	1948.	1946.	1947.	1948.	1946.	1947.	1948.
By the Inspector-General ..	21	51	48	3	11	15	4	3	4	17·6	22·92	34·1
By the Deputy Inspectors-General.	766	657	824	170	137	192	65	94	53	24·3	20·85	25·0

The number of appeals received by the Inspector-General excludes second appeals barred under Order No. 110 of the Police Standing Order Book, Volume I.

No statutory appeals were preferred to the Government during the year, but in 2 cases the Government revised the orders originally passed.

Judicial punishments [Statement E, columns (14) to (21)].— The total number of police officers and men punished by criminal courts during the year was 76 against 57 in the previous year. Of these, 30 were convicted for offences committed in their official capacity and 46 for offences committed in their private capacity as against 21 and 36 respectively in 1947. One man was convicted under the Police Act against 10 in 1947. Ten men were convicted for negligently allowing prisoners to escape.

A constable of the Krishna district while on leave attempted to snatch away a purse containing Rs. 2,500 from a private person at Guntur. He was convicted and sentenced to rigorous imprisonment for one year.

A constable of the Guntur district while on duty in the bungalow of the District Superintendent of Police committed theft of a carpet. He was convicted and sentenced to rigorous imprisonment for one month.

A constable of the Armed Reserve, Chingleput district, stole the trunk of a passenger while on duty at the Madras Central Station while he was checking passengers for ticketless travel. He was convicted and sentenced to pay a fine of Rs. 100.

A constable of the South Kanara district was convicted and sentenced to pay a fine of Rs. 50, or in default, to undergo rigorous imprisonment for one month for violating sections 7 and 8 of the Gur Control Order.

6. HONOURS, TITLES AND REWARDS.—The following honours and titles were conferred in the year :—

C.S.I.—Mr. L. A. Bishop, O.B.E., Inspector-General of Police (on leave).

M.B.E.—Mr. G. F. Harrison, District Superintendent of Police (on leave).

The King's Police and Fire Services Medal—For Distinguished service.—Mr. D. C. T. Cameron and Sri J. Devasahayam, Deputy Inspectors-General of Police, Sri V. Ayyaswami Nayudu, Superintendent, Special Branch, C.I.D., Madras and Mr. M. L. Thomas, officiating Deputy Superintendent of Police.

The Indian Police Medal—(a) For gallantry.—Mr. W. J. King, Sergeant-Major, Tirunelveli district, Sri S. Murugan, officiating Inspector, Mathurai North district, S. S. Daniel, Head Constable, Mathurai North district, S. Sudalai Muthu Thevan, Head Constable, Tirunelveli district, E. Karuppuswami Thevar, Constable Tirunelveli district and Mr. M. L. Thomas, officiating Deputy Superintendent of Police, was awarded a bar to the Indian Police Medal for gallantry.

(*b*) *For meritorious service.*—Mr. H. D. Latham, O.B.E., Deputy Inspector-General of Police (on leave), Sri A. V. Patro and Sri S Vijayarangam Nayudu, District Superintendents of Police, Messrs. I. M. Jaya Rao Nayudu and V. Venkateswara Rao, Deputy Superintendents of Police, Messrs. V. R. Arunachalam, B. N. Narayanaswamy Nayudu, M. Ranga Reddi and G. Balavendraswami, Inspectors of Police and Mohamed Khan, Head Constable, Madras City Police.

Rewards (Statement E, columns 22 and 23.)—

	1947.		1948.	
	Number of persons rewarded.	Amount.	Number of persons rewarded.	Amount.
Rewards to Police officers.		Rs.		Rs.
Madras City	1,383	6,958	1,201	10,670
Districts including the C.I.D.	18,239	1,14,148	19,340	1,21,462
Total ..	19,622	1,21,106	20,541	1,32,132
Rewards to private individuals including village officers.				
Madras City	347	1,270	378	2,074
Districts including the C.I.D.	7,283	49,553	8,006	50,567
Total ..	7,630	50,823	8,384	52,641

The total number of police officers and private individuals rewarded and the amount expended were on the increase.

Good work was also recognized by the grant of Meritorious Service Entries or Good Service Entries to police officers and letters of appreciation and parchment certificates to members of the public.

Extraordinary Family Pensions and Compassionate Allowances and Gratuities.—The following extraordinary family and injury pensions and gratuities were sanctioned by the Government during the year :—

Particulars of the grantee.	Amount granted.	Remarks.
1 A Sub-Inspector of Police of the Madras City.	A pension of Rs. 19 per mensem to the Sub-Inspector [G.O. Ms. No. 15, Finance (Pension], dated 6th January 1948.	He received very severe injuries to his wrist and spine while on duty.
2 The widow and three children of a constable of the Coimbatore district.	A pension of Rs. 5-14-0 per mensem to the widow and a pension of Rs. 2-3-4 each to the three daughters [G.O. Ms. No. 284, Finance (Pension)], dated 30th March 1948.	He died as a result of injuries received in a bus accident.
3 The widow and two children of a constable of the Madurai North district.	A pension of Rs. 6-2-4 per mensem to the widow and a pension of Rs. 2-4-0 each to the two sons [G.O. Ms. No. 285, Finance (Pension)], dated 30th March 1948.	He died of injuries received while on duty.
4 The widow and three children of a constable of the Nellore district.	A gratuity of Rs. 132 and a pension of Rs. 7-12-3 per mensem to the widow and a monthly pension of Rs. 2-14-7 each to his son and two daughters [G.O. Ms. No. 730, Finance (Pension)], dated 26th July 1948.	He died as a result of gun shot wounds while on bandobast duty.
5 The widow and six children of an Inspector of Police of the Tirunelveli district.	A gratuity of Rs. 600 and a pension of Rs. 39-7-6 per mensem to his widow and a monthly pension of Rs. 5-14-9 each to his three sons and three daughters [G.O. Ms. No. 1127, Finance (Pension)], dated 4th December 1948.	He died as a result of injuries received in a motor vehicle accident while on duty.
6 The dependents of 154 deceased police officers (against 169 in the previous year).	Gratuities ranging from Rs. 50 to Rs. 800.	The gratuities were sanctioned in view of the approved service of the deceased officers and the poor circumstances in which the dependents were left.

7. **COST (Statement D, column 17).**—(1) The total cost of the department for the financial year 1948–49 including the expenditure in England was Rs. 6,30,09,602 as against Rs. 4,71,94,243 in 1947–48. There was an increase in expenditure under all the minor heads except 'd. Police Training School,' 'f. Criminal Investigation Department,' and 'm. Charges in England.' The increase was mainly due to (i) expenditure under 'War Police' during 1947–48 now being booked under relevant heads under '29. Police,' (ii) increased expenditure under travelling allowance, motor transport, feeding charges, etc., on account of the stationing of Armed Reserves in disturbed localities due to labour unrest, communist activity and the political situation in Hyderabad, (iii) increased rates of dearness allowance sanctioned, (iv) taking over of prohibition work by the Police in the districts of Guntur and Nellore and the opening of Police hospitals at Vizianagram and Tiruchirappalli, (v) formation of 'Home Guards' in the Madras City and fifteen districts and (vi) the creation of the post of the Special Officer, Special Armed Police Units, formation of the two additional Special Armed Police Units and opening of Police hospitals for the Special Armed Police Units.

(2) The decrease of expenditure under '29. f. Police Criminal Investigation Department' was due to the disbandment of the Anti-Black marketing staff.

8. **BUILDINGS AND HOUSING THE FORCE.**—The particulars of Government quarters which existed at the end of the year for Sergeants-Major and Sergeants, Sub-Inspectors, head constables and constables are given below :—

Rank.	Number of quarters existing.	Percentage proportion to the sanctioned permanent strength in each rank.	
	1948.	1947.	1948.
Sergeants-Major and Sergeants.	148	50·7	54·0
Sub-Inspectors	574	38·5	38·6
Head constables	2,292	58·9	59·1
Constables	17,662	56·9	57·9

The housing of the Force continued to be a serious problem. A large number of men is living in rented private houses which are scattered over a wide area and are also unsuitable in other respects. This is causing much discontent in the Force. My predecessor submitted proposals for the construction of quarters for the Armed Reserve men at certain important places where the necessity for accommodation is keenly felt, as Part II Schemes for 1949–50, but all those schemes have been deferred in view of the present financial stringency. It is very essential that at least Armed Reserve men should be provided with Government quarters urgently, as otherwise it will be very difficult to assemble them in emergencies when disturbances occur and it will also affect the efficiency, discipline and morale of the Force.

Most of the existing Government quarters were kept in a proper state of repair.

Appropriations of Rs. 1,03,000 for police minor works and Rs. 1,78,600 for new major works were sanctioned by the Government for the financial year 1948–49.

9. **CO-OPERATIVE SOCIETIES.**—The Police Co-operative Societies continued to function satisfactorily. There has been an increase in the number of members and the amount of paid up share capital. There were 21,878 members at the end of the year and the total paid up share capital was Rs. 5,67,141. The corresponding figures for 1947 were 20,727 and Rs. 5,06,478, respectively.

Police Co-operative Stores.—The Police Co-operative Stores, where they continued to exist, were functioning well and were of immense benefit to the members of the Force.

General Provident Fund.

Rank.	Number of subscribers.		Percentage on the number of persons eligible to subscribe.	
	1947.	1948.	1947.	1948.
Inspectors	281	279	99·3	97·6
Sergeants-Major and sergeants.	199	181	84·3	77·0
Sub-Inspectors ..	1,304	1,263	82·06	82·0
Jamadars and Head constables.	3,658	3,746	89·8	87·9
Constables	21,321	21,380	78·8	75·5
Total ..	26,763	26,849	80·52	77·6

The percentages of subscribers to the Fund have been calculated on the number eligible to join it. More constables could not join the Fund in view of the continued high cost of living.

10. **WORK OF INSPECTORS AND SUB-INSPECTORS.**—The efficiency and standard of work of Circle Inspectors were generally satisfactory. The work of Sub-Inspectors was fairly up to the mark in most of the districts.

A large number of head constables continued to be in charge of police stations owing to the deflection of permanent Sub-Inspectors from their regular duties. In as many as 622 out of 987 police stations in the Province, excluding the Madras City, head constables officiated as Sub-Inspectors or held charge of stations for over three months during the year.

11. **ARMED RESERVE.**—The Armed Reserves were kept up to the strength and they were mobilized during the year. The percentage of natives of the headquarters of the Reserve was kept as low as possible. Labour unrest, communal and agrarian troubles, communist activities and Hyderabad border situation imposed a heavy strain on the Reserves, but they discharged their duties efficiently on all occasions. The Armed Reserves of Visakhapatnam North, Visakhapatnam South, East Godavari and West Godavari were exempted from performing the Agency tour during the year as it was not possible for them to perform it on account of Communist agitation and Hyderabad border troubles.

Tear smoke squads.—Tear smoke squads continued to exist in Madras City, Rajahmundry, Vellore, Coimbatore, Mathurai, Guntur, Kozhikode, Cuddalore, Anantapur, St. Thomas Mount, Malappuram (Malabar Special Police), Visakhapatnam, Tiruchirappalli, Salem and Palamcottah. Additional squads were sanctioned during the year at Vijayawada, Nellore, Kurnool, Tanjore and Mangalore. The supply of equipment to these additional five squads is being made. The proposal for the formation of additional squads in the Armed Reserves of Visakhapatnam North, West Godavari, Bellary, Cuddapah, Chittoor and Ramnad has been submitted to Government for being treated as a Part II scheme for 1949–50.

Tear smoke was used successfully to disperse the strikers of the T.V.S. Workshop and Southern Roadways, Ltd., Mathurai, the Boat workers who struck work in Tuticorin and the students of the American College, Mathurai, who having absented themselves from the College, resorted to violent and rowdy acts. It was also used with a fair measure of success in dealing with the agitation by the Rashtriya Swayam Sevak Sangh, in the Guntur district and in the Madras City.

12. **MALABAR SPECIAL POLICE**—

Commandant.

Name of the officer.	Period.
Mr. F. V. Arul	Throughout the year.

Adjutant and Deputy Commandant.

Name of the officer.	Period.
Mr. F. V. Arul	From January 1st to May 19th. (Vacant—Additional charge).
Sri G. K. Menon	From May 20th to December 31st.

Assistant Commandants.

Name of the officer.	Period.
(i) Mr. J. A. Lucas ..	From January 1st to May 4th.
Mr. F. V. Arul	From May 5th to 15th. (Additional charge.)
Sri P. Ramunni Menon.	From May 16th to December 31st.
(ii) Mr. K. P. Thomas ..	From January 1st to November 10th.
Sri K. C. Gopala Menon.	From November 11th to December 31st.
(iii) Sri K. Krishnan Nayar.	From January 1st to March 25th.
Mr. K. P. Thomas ..	From March 26th to May 12th (Additional charge.)
Sri T. Thachukutty Menon.	From May 13th to December 31st.
(iv) Sri P. U. Nambi Nambiyar.	From January 1st to 16th.
Sri K. Krishnan Nayar.	From January 17th to March 25th.
Mr. K. P. Thomas ..	From March 26th to April 1st. (Additional charge.)
Sri P. Ramunni Menon.	From April 2nd to May 12th.
Mr. K. P. Thomas ..	From May 13th to June 30th. (Additional charge.)
Sri M. Narayana Menon.	From July 1st to December 7th. (Additional charge.)
Sri P. Ramunni Menon.	From December 8th to 12th. (Additional charge.)
Mr. W. J. King ..	From December 13th to 31st.
(v) Sri. M. A. Narayanan Nayar.	From January 1st to March 30th.
Mr. F. V. Arul ..	From March 31st to April 1st. (Additional charge.)
Sri P. Ramunni Menon.	From April 2nd to May 12th. (Additional charge.)
Sri M. Narayana Menon.	From May 13th to December 31st.

The eight temporary companies of the Emergency Additional Force were made permanent in G.O. Ms. No. 4012, Home, dated 20th October 1948. The Bugle staff of the Malabar Special Police was reorganized in G.O. No. 1457, Home, dated 20th April 1948, by the conversion of 25 constables' post into a new category of bugle boys between the ages of 15 and 16 and by the conversion of 3 constables into a new category of bugle naiks. The casualties in the Force during the year were 19 retirements, 86 resignations, 24 dismissals, 84 discharges, 24 desertions and 7 deaths.

The annual inspection of the Force was conducted by Brigadier Visheshar Nauth Singh, Commander, Bangalore Sub-Area. All companies put up an excellent show and the Military Officer has since reported that the Force continues to maintain its high standard of efficiency.

The health of the Force deteriorated owing to the poor rations allotted to the men and the physical rigours demanded of them. The average number of men absent from duty daily on account of sickness was 71·9 against 28·6 in 1947 and there has been a very large increase in the total number of admissions into the hospital, particularly due to malaria, digestive disorders, syphilis, gonorrhœa, injuries, influenza and tuberculosis.

Fifty-four per cent of the officers and other ranks eligible to join the General Provident Fund subscribed to it.

A cumulative training programme covering individual section, platoon and company training was drawn up very carefully and enforced rigidly. The training of certain companies, however, was interrupted by unexpected calls for the maintenance of law and order in various parts of the Province and in the Hyderabad State.

Six Indian Officers and six other ranks took a course of Pioneer training at the Madras Engineering Centre (Sappers and Miners), Bangalore, and came back with brilliant results. The proposal for the formation of a Pioneer Platoon for the Malabar Special Police is now pending with the Government.

As usual, the training cadres in all branches were held. Some of the Indian Officers and Non-Commissioned Officers attended the Army School courses at Poona, Faizabad and Bangalore.

Eleven Assistant Commandants and 111 Indian Officers of the Special Armed Police and sixteen Home Guard Commandants were trained at Malappuram during the year. Thirty-two Sergeants of the Madras Police were undergoing training with the Malabar Special Police at the end of the year.

Twenty-five bugle boys were enlisted in May and they have nearly completed their training.

Two armourers were sent to the Army Workshop, Jubbalpore, for an Armourers' Course and they are still under training.

Regular and thorough inspections of companies were conducted by the Commandant and his assistants. On account of these frequent inspections the standard of work in companies improved considerably. No inspection was carried out by the Assistant Inspector of Arms, Madras Area, during the year.

Insistent calls were made on the Malabar Special Police from distant places in the Province for the maintenance of law and order. Three companies were deployed on the Hyderabad border and they took part with conspicuous merit in the "Police Action" against Hyderabad in September. With the conclusion of the Hyderabad campaign two companies were withdrawn to Malabar and the third was stationed in Vijayawada for dealing with Communists activities in the Krishna district. One more company was sent to Vijayawada on 1st December for the same purpose.

Four companies were employed in North Malabar during April and May for dealing with the Communist revolt in that area. Those four companies did excellent work in crushing the revolt and were finally withdrawn to South Malabar. The Cannanore Post was closed in October and the Wellesly Barracks, Cannanore, were handed over to the Madras Defence Battalion.

Consequent on the withdrawal of the companies stationed in the Hyderabad State and in Cannanore, the question of accommodation became so acute that the Malabar Special Police posts at Nilambur and Angadipuram had perforce to be reopened.

Three companies continued to be stationed in Madras in order to act as the third line of defence in the City.

Though there was a considerable increase in the volume of wireless traffic, wireless communication was maintained very satisfactorily throughout the year.

Eighty Malabar Special Police signallers including one Jamadar appeared for the Annual Signal Classification which was conducted by Cap. B. T. Blake of the Madras Signal Regiment. Excellent results were obtained with cent per cent passes.

12-A. **SPECIAL ARMED POLICE UNITS.**—In addition to the four Special Armed Police Units sanctioned in 1947 the formation of two more units was sanctioned in G.O. No. 1387, Home, dated 14th April 1948 particularly in view of the Hyderabad border troubles and the subversive activities of Communists in many districts. The two units are located at Palni in the Mathurai North district and at Visakhapatnam.

The Special Armed Police is still an infant Force. It was called for duty on account of Hyderabad trouble, long before it could complete its training, but has, despite this, given a very good account of itself before, during and after the "Police Action."

Generally the health of the Force was satisfactory. There was a large number of resignations during the first quarter of the year, as the Army had started a recruiting campaign and, the service conditions in the Army being definitely better than in the Police, ex-servicemen in the Force wanted to take advantage of the opportunity to rejoin the Army. There was also a feeling among the men that this Force was only temporary.

Sixteen Companies of the Special Armed Police are now on duty in Hyderabad and seven on the Krishna district border.

With reference to G.O. No. 741, Home, dated 26th February 1948, the six units were placed in charge of a Special Officer with effect from 9th February 1948 and the Deputy Inspector-General of Police, Railways and C.I.D., Madras, who was in charge was relieved of this duty.

12-B. **HOME GUARDS.**—Home Guards have been organized in the districts of East Godavari, West Godavari, Krishna, Guntur, Nellore, Kurnool, Bellary, Anantapur, Cuddapah, North Arcot, Chingleput, Salem, Coimbatore, Malabar and South Kanara and in the Madras City.

The strength of Home Guards fixed for each district was 1,000, but in the Bellary district it was subsequently raised to 2,000. A whole-time paid Commandant is in charge of the organization in each district and he is assisted by a whole-time paid Adjutant.

Home Guards are trained for a period of three months and during the days on which they are trained they are paid Re. 1 per day per head in the mufassal and Rs. 1-8-0 per day per head in the Madras City. A duty allowance ranging from Rs. 1-8-0 to Rs. 5 per day is paid to them, according to their ranks in the organization, when called out to aid the Police. They have been supplied with uniform at Government cost.

The response to recruitment campaign was far from satisfactory and even among those who were enrolled many have backed out. A large percentage of Home Guards are from among the poor classes who were attracted by the allowance given and, when the allowance was stopped after their three months' training, there was an immediate reaction on their attendance for weekly practices. Initial enthusiasm, which attracted good material in some of the towns, probably owing to the Hyderabad situation, has disappeared, and the result now is that an ill-assorted rump is left, consisting of some, who are interested in securing local advantage and importance by association with the Police, and a very few educated men who, from a sense of duty, continue to attend. The organization has not therefore been a success and in his letter No. RC. 239/W/49, dated 20th April 1949, my predecessor has recommended its abolition to the Government.

13. **POLICE WIRELESS SCHEME.**—Cap. D. R. Clamp continued to hold the post of the Police Wireless Officer, while Lt. A. D'Sylva continued to hold the temporary post of Technical Assistant to the Police Wireless Officer. The post of a Deputy Superintendent of Police to be Personal Assistant to the Police Wireless Officer was created during the year. Mr. T. D. John, the Special Branch Inspector, who was already working in this branch and who was on the promotion list, was promoted to this post as he is the only Police officer technically qualified to hold it. He continues to be in charge of the Signal Training School in addition to his new appointment.

In the first stage of the reorganization scheme the Government have sanctioned twenty-one fixed stations (including three controls and one inter-provincial station at Madras) and twenty-eight transportable stations in the Provincial Wireless Grid. All the twenty-one fixed stations are now working. The three stations which were opened at Munagala, Lingagiri and Tiruvur in connexion with the Hyderabad border troubles continue to function. Out of the twenty-eight transportable stations sanctioned, only eight have so far been set up with the full staff. More transportable stations could not be opened for want of equipment.

Separate wireless systems are functioning in the Malabar Special Police, Madras City and Mathurai.

The Wireless Grid has been of invaluable help in maintaining the efficiency of the Police administration. All districts are now connected by wireless except South Kanara, The Nilgiris, Chittoor, Anantapur, Cuddapah, Nellore and Visakhapatnam North.

The Provincial Wireless Grid turned out excellent work during the Hyderabad troubles, the communist agitation in Malabar, the prolonged labour strike in Coimbatore, and on other similar occasions. Prior to and during the "Police Action" in Hyderabad, eighteen emergency stations worked with the equipment supplied by the Government of India, and the Inspector-General of Police and the Government were thus able to keep in touch with the developments from hour to hour. An emergency group of seven wireless stations was deployed on the borders of the Hyderabad under the command of the Special Officer, Special Armed Police Units, to fight the communist menace, and another emergency group of four transportable stations functioned in liaison with the Royal Indian Navy on the Tanjore coast to combat the smuggling of foodgrains to Ceylon. One of the four stations on the Tanjore coast has since been withdrawn.

There is a wireless station in Madras which is linked with the Inter-Provincial Police Net work (All India).

The non-availability of suitable equipment is holding up further progress. At the moment, the Army is the only source from which the requirements could be obtained. Until suitable equipment becomes available in the open market, the system has to be worked with what is obtainable from the Army disposals.

The Provincial Wireless Grid passed 29,008 messages during the year as against 11,689 in 1947.

14. **VILLAGE POLICE.**—The co-operation of the village officers and talaiyaris with the Police in the prevention, detection and reporting of crime was fairly satisfactory. Police officers during their tours continued to impress on them the need for close co-operation. The number of village officers rewarded for good work in the last two years and the amount spent are given below :—

1947.		1948.	
Number.	Amount.	Number.	Amount.
	Rs.		Rs.
504	4,336	447	3,461

Instances of misconduct and neglect of duty among village officers were brought to the notice of their superior officers. The disciplinary action taken was generally light and belated. The number of village officers reported against in the year was 371 as against 461 in 1947; of these, 143 were punished as against 207 in 1947.

The Government, in their Order No. 4022, Home, dated 3rd November 1947, approved the proposal that the village headman should maintain a diary on behalf of the talaiyari of the village noting in it the Police duties done by the talaiyari each day such as patrolling the village and its thoroughfares and high roads, reporting crime, watching bad characters, spotting out strangers, etc.

This was introduced as an experimental measure in the headquarters taluks of the districts of Anantapur, East Godavari, Salem, South Kanara and Tiruchirappalli during the year.

VILLAGE VIGILANCE COMMITTEES.—Village Vigilance Committees existed in all the districts except Mathurai South, Malabar, Railway Police, Madras and Railway Police, Tiruchirappalli. They were of assistance to the Police only in a few districts. The extent to which they helped the Police during the year is shown in the following table :—

Work done by the Village Vigilance Committees during the year 1948.

Districts.	Number of Village Vigilance Committees on 31st December 1948.	Number of Indian Penal Code cases in which accused were arrested with property (excluding cattle thefts).	Number of cattle-thefts in which accused were arrested with property.	Number of O.Y., bad characters (K.Ds., D.Cs., etc.) traced or arrested or put up for security.	Number of warrantees arrested.	Number of O.Y.N.T. members traced or arrested.	Gambling cases put up.
Visakhapatnam, North.	411	30	5	54	2	..	272
Visakhapatnam, South.	339	33	3	21	..	..	10
East Godavari ..	945	25	8	17	..	1	420
West Godavari ..	5 0	49	3	11	..	..	156
Krishna	294	4	2	2	1	..	45
Guntur	614	24	5	3	2	4	20
Nellore	672	48	6	4	..	..	..
Kurnool	895	32	5	12	3	1	2
Bellary	503	1	..	..	..	..	..
Anantapur	146	..	..	..	..	..	..
Cuddapah	215	6	..	..	..	..	..
Chittoor	398	14	..	6	..	1	20
North Arcot ..	1,445	10	..	..	..	..	..
Chingleput	813	35	18	4	..	1	1
South Arcot	952	27	6	4	..	..	9
Tanjore	506	9	4	1	..	2	..
Mathurai North ..	302	62	1	5	1	..	..
Ramnad	383	84	24	..	9	..	231
Tirunelveli ..	508	9	1	4	1	..	1
Tiruchirappalli ..	422	12	5	5	1	1	54
Salem	878	4	2	8	..	..	..
Coimbatore	512	9	3	..	2	..	1
The Nilgiris ..	52	8	..	..	..	..	12
South Kanara ..	737	3	..	..	..	..	..
Total ..	13,415	533	101	161	34	11	1,254

The question of entrusting their work to Grama Sanghams is under consideration.

15. **GHAT TALAIYARIS.**—The sanctioned number of these talaiyaris remained at 61 and they were working satisfactorily.

PART II.

STATISTICS OF CRIME.

16. **GENERAL CHARACTER OF THE YEAR.**—The prices of staple foodgrains and essential commodities continued to remain at a very high level throughout the year. The south-west monsoon not only commenced late but was also below normal in many places resulting in delayed sowing and poor yield of crops. The paddy crops in the Godavari and Krishna deltas, however, gave a bumper yield. In the districts of Chingleput, North Arcot and South Arcot the paddy crop was not satisfactory for want of timely and adequate rains. During the north-east monsoon also, there were only sporadic falls of rain. The total fall was deficient in many districts with the result that the majority of the rain-fed crops was adversely affected.

The increase in crime is due to the deterioration of economic conditions resulting in the scarcity of foodstuffs on the one hand and increase in the cost of living on the other, widespread labour and agrarian unrest, Communist agitation and the Hyderabad border situation which diverted the Police from their normal functions relating to the prevention and detection of crime, the merger of the Pudukkottai and Banganapalle States, the abrogation of the Criminal Tribes Act, the premature release of criminals from jails and the increasing tenor of lawlessness among people.

The Criminal Tribes Act was repealed and the Madras Restriction of Habitual Offenders Act, 1948, which seeks to impose certain restrictions on individuals of proved criminality irrespective of their community, has been enacted in its place. The rules under this Act are under formulation and, when they are issued and brought into operation, it is hoped that the effect that the repeal of the Criminal Tribes Act has had on crime will, to a great extent, disappear.

The main reason for the increase of crime is the general diminution of respect among people towards law and order and the various pre-occupations of the Police which diverted them from their functions relating to the prevention and detection of crime. But the tendency of crime to increase is not peculiar to this Province or to this country. It is a world-wide problem. During a debate in the House of Lords last November on the increase of crime in Great Britain during and after the war, the Lord Chancellor described the situation as grave and stated that, comparing the statistics for the first six months of 1947 with those of the corresponding period of 1948, there had been an overall increase of 16 per cent in the number of indictable offences dealt with by the Magistrates' Courts only. Statistics showed that, whereas in 1938 there were 283,000 offences known to the Police, in 1947 that number had increased to 498,000. The Lord Chancellor said that the war and its aftermath had brought about a lowering of the moral standards resulting in the vanishing of the old homely virtues of honesty and truthfulness, and added: "It is a challenge to all of us, a challenge which we all have to meet. I do not think there is any one single solution. I believe that we have to attack this problem from many angles and through many agencies."

The same state of affairs exists in the United States of America also. The Director of the Federal Bureau of Investigations gives the following statistics to illustrate the falling off of the moral standards in that country :—

"In the last ten years arrests of persons charged with rape have increased 62 per cent, those charged with prostitution and commercialized vice 100 per cent, and arrests of other sex offenders have increased 142 per cent."

The following extract from the *Mail* of May 7, 1949, is of interest in this connection :—

"**PARIS.**—A growing army of trigger-happy gangsters is causing a serious headache among the 21,775 Policemen of Paris.

At Police Headquarters an official told a Press correspondent recently that in the city and its suburbs one person in 60 is a criminal wanted by the Police.

Before the war, only one criminal in ten carried a gun, usually an unwieldy browning.

To-day, nine Paris gangsters out of ten carry Chicago-wise, a colt or a tommy gun.

In 1947, there were 286 murders in Paris. The Police made 249 arrests. But during the same year, there were 948 'armed assaults', for which only 439 members of the underworld were brought to book. Something like 600 cases remain unsolved. Figures are not yet available for 1948."

The condition in India is in many respects much more difficult and complicated than that in the United Kingdom and the United States of America which are free from violent Communist agitation, communal tension and the problems of the kind that arose out of the Hyderabad situation prior to, during and after, the "Police Action". An appraisal of these factors is necessary for a proper appreciation of the difficulties that have confronted the Police of this Province in recent times, and it is gratifying that, in spite of these handicaps, the Police maintained law and order successfully in the Province without allowing crime to get out of control at any time.

17. **TOTAL COGNIZABLE CRIME.**—Excluding offences under the Special and Local Laws and the "nuisance" sections of the Indian Penal Code, the total number of true cases of cognizable crime in the year was 78,635 as against 69,000 in 1947, an increase of 9,635 or 13·96

per cent. A graph illustrating the trend of total cognizable crime during the past ten years is prefixed to this report. Crime is on the increase and the figure for 1948 is nearly 91·9 per cent and 71·7 per cent respectively more than that recorded in 1938 and 1939. The increase in crime was most noticeable in the following districts :—

	PER CENT.
Ramnad	50·9
North Arcot	40·8
Visakhapatnam North	33·9
Bellary	32·9
Tirunelveli	32·5

The total number of cases under the Special and Local Laws increased during the year—226,721 cases against 207,579 in 1947, an increase of 9·2 per cent. Marked increase was noticeable in six districts including the Madras City. The increase is due to the enforcement of various control orders and the introduction of prohibition throughout the Province. The number of 'nuisance' offences also increased from 253,501 in 1947 to 273,208—the increases were prominent in the Madras City, Tiruchirappalli Railway Police district, and the Krishna and Visakhapatnam North districts.

The following figures show the arrests and convictions for drunkenness during the last two years :—

Area.	Year.	Number arrested. Men.	Number arrested. Women.	Number convicted.* Men.	Number convicted.* Women.
Urban ..	1947	14,737	489	13,064	379
	1948	12,135	264	11,451	211
Rural ..	1947	5,975	62	5,666	109
	1948	8,564	84	8,051	76

* The number shown here includes those who appeared voluntarily or on summons.

18. **SERIOUS OFFENCES AGAINST PERSON AND PROPERTY.**—A map showing the comparative criminality of the various districts including Madras City is prefixed to this report. The number of serious offences against person and property increased by 2,906 cases or 12·3 per cent. The ratios of such offences to population in this Province in the years 1946, 1947 and 1948 were one case for every 2,248, 2,082 and 1,855 persons respectively.

19. **GRAVE CRIME.**—The comparative statement below shows the number of true cases of grave crime reported in the last two years. Graphs showing the trend of grave crime under each of the heads of murder, dacoity, robbery, house-breaking, ordinary theft and cattle-theft during the last ten years are prefixed to this report.

Comparative statement of true cases of grave crime reported during the years 1947 and 1948.

Districts.	Murder.		Dacoity.		Robbery.		House-breaking.		Theft (cattle).		Theft (ordinary).		Total.	
	1947.	1948.	1947.	1948.	1947.	1948.	1947.	1948.	1947.	1948.	1947.	1948.	1947.	1948.
Madras City	21	20	3	..	18	36	433	509	22	66	3,242	3,463	3,744	4,094
Visakhapatnam, North..	26	43	10	3	18	22	320	364	52	88	623	803	1,051	1,323
Visakhapatnam, South.	20	22	..	5	13	15	251	276	49	43	568	532	901	893
East Godavari ..	40	38	1	1	7	6	301	422	104	111	872	911	1,325	1,489
West Godavari ..	31	32	..	2	8	11	273	353	89	87	591	686	992	1,171
Krishna	59	54	2	21	9	14	422	471	99	76	1,071	1,002	1,662	1,638
Guntur	50	53	12	18	21	15	548	672	118	113	1,140	1,156	1,889	2,027
Nellore	22	25	2	10	6	10	400	541	88	136	703	848	1,221	1,570
Kurnool	30	42	4	16	4	8	202	272	51	82	243	361	537	781
Bellary	24	30	2	8	3	14	162	233	72	68	270	359	533	712
Anantapur	25	30	..	..	11	5	212	198	53	73	270	266	581	572
Cuddapah	53	36	2	4	6	3	232	275	63	66	344	427	710	811
Chittoor	21	45	2	3	3	10	253	383	137	187	605	756	1,026	1,334
Chingleput	21	26	1	4	11	28	567	667	281	340	1,975	2,858	2,858	3,923
North Arcot	22	32	1	6	18	15	404	627	181	236	1,142	1,439	1,718	2,355
South Arcot	56	60	4	9	37	38	693	984	519	599	2,022	2,601	3,331	4,291
Tanjore	62	35	7	24	34	28	884	984	430	326	1,316	1,773	2,733	3,170
Mathurai, North ..	58	52	54	26	49	49	423	321	401	368	1,877	1,815	2,862	2,631
Mathurai, South ..	37	43	17	32	25	29	232	311	193	266	750	924	1,284	1,605
Ramnad	57	66	23	36	43	64	397	635	223	552	1,057	1,407	1,810	2,760
Tirunelveli	107	105	21	66	92	169	628	846	270	431	1,117	1,568	2,235	3,185
Tiruchirappalli	27	64	2	34	52	49	612	619	385	496	1,937	2,368	3,045	3,630
Salem	73	95	4	10	31	30	543	599	376	409	1,270	1,324	2,297	2,467
Coimbatore	101	113	13	11	23	45	583	646	457	529	1,518	1,700	2,125	3,044
The Nilgiris	5	4	..	..	..	2	126	103	18	1	193	173	342	283
Malabar	51	44	2	13	12	9	481	530	79	89	944	956	1,569	1,641
South Kanara	20	23	12	19	6	13	270	264	23	36	547	680	878	1,035
Railway Police, Madras.	2	1	..	..	1	1	18	14	..	..	2,111	2,077	2,132	2,093
Railway Police, Tiruchirappalli	..	..	..	..	3	5	20	19	..	..	2,064	1,657	2,037	1,681
Total ..	1,161	1,233	211	381	564	743	10,930	13,138	4,813	5,874	32,430	36,890	50,109	58,259

There was an increase of 8,150 cases or 16·3 per cent recorded under all heads of grave crime as shown below :—

	Percentage.		Percentage.
Murder ..	+ 6·2	House-breaking ..	+ 20·2
Dacoity ..	+ 80·6	Cattle-theft	+ 22·0
Robbery ..	+ 31·7	Theft, ordinary ..	+ 13·8

20. **MURDER.**—The number of true cases of murder was 1,233 as against 1,161 in 1947, an increase of 72 or 6·2 per cent. The districts which usually record large number of murders continue to be the same. The highest figure is that of Coimbatore (113) followed by Tirunelveli (105), Salem (95) and Ramnad (66).

The following shows the classification of these cases according to motive in the last two years :—

Motive.	1947.	1948.
1 Sexual causes	260	297
2 Family disputes	280	251
3 Faction	155	179
4 Robbery	88	85
5 Other causes	378	421
Total ..	1,161	1,233

Fifty-two murderers committed suicide as against sixty-four in 1947.

The following cases of murder are of interest :—

Three quacks inveigled womanfolk, particularly those that were estranged from their husbands or other near relatives, to the dispensary of one M. S. Moulana at Kottakuppam, a village in the South Arcot district on the border of Pondicherry, and on the pretext of bringing about reconciliation between the parties by black magic, induced them to pay frequent visits to the dispensary after dusk and later murdered them for the sake of their jewels by administering overdoses of morphia injections. The bodies of the victims were buried in the backyard of the dispensary.

On the representations made by the husbands of four missing women, the District Superintendent of Police, South Arcot, ordered a search to be conducted by digging the premises of the dispensary of Moulana. The remains of these women were disinterred from the backyard of his house. The Criminal Investigation Department took up the investigation and many items of property were recovered and identified. All the four accused in this case including Moulana stand charged.

Driven to despair on account of ill-treatment by her husband and two other relations, one Neelammal of a Harijan Colony in the North Arcot district, threw four of her children into a well and then herself committed suicide by jumping into the same well.

Seeni Thevan and Chelliah Thevan of Kuppannapuram, Tirunelveli district, who escaped from a sub-jail, and two others, Madasamy Samban and Perumal Samban, formed themselves into a gang and having armed themselves with two fire-arms snatched from licensees, they brutally murdered one Veerabadra Pillai at Kalaneerkulam, as the latter had deposed against the assassins in a case. Chelliah Thevan was chased and killed by the villagers of Moorthiswaram, while Seeni Thevan and Perumal Samban were arrested by a Sub-Inspector of Police who fired two rounds before Seeni Thevan could shoot. These persons are now taking their trial.

Two women, one a Hindu and the other a Muslim, killed another woman by drowning her in a pond in the Tiruchirappalli district for the sake of her jewels. The accused women were convicted and sentenced to death.

Suspecting the fidelity of his concubine a constable attached to an out-post in the Coimbatore district shot her dead with a Government musket while he was on sentry duty at the out-post. He then attempted to kill a small boy whom he suspected to be a go-between. As the constable would not surrender and attempted to commit suicide, tear gas was used to effect his arrest. The cases against him are pending trial.

A man in the Attayampatti station limits, Salem district, suspected the fidelity of his wife. One day he hand-cuffed her by tying her silver bangles together by means of an iron wire, dragged her into a thatched shed and, having locked it from outside, set fire to it. The woman, who was in a highly advanced state of pregnancy, was thus burnt to death. He was convicted and sentenced to death.

21. **INFANTICIDE.**—Cases of infanticide occurred in 16 districts as against 5 in the previous year. They were mostly due to fear of social disgrace or domestic discord.

22. **RIOTS AND DISTURBANCES.**—The number of cases of rioting or unlawful assembly was 1,808 as against 1,648 in 1947. A graph showing the number of cases of rioting or unlawful assembly during the last ten years is prefixed to this report. The increase in the number of cases of rioting is due to communal tension between the Hindus and Muslims, the activities of communists and local factions. On 42 occasions the Police had to open fire in order to maintain law and order.

A destitute Kalla woman of Karunagamuthampatti, South Mathurai district, died and was buried by raising a public subscription. At the burial ground one Chinna Thevan who was in charge of the collections asked one Seeni Thevan to pay his subscription. The latter refused to pay and assaulted Chinna Thevan. This trivial incident developed into a rioting between two parties, during the course of which one Mokkayya Thevan of Seeni Thevan's party fired with an unlicensed gun. The bullet missed the aim and hit a woman on her chest, causing her death. The rioters stand charged.

A Police party headed by the Inspector of Police, Tirunelveli Taluk Circle, arrested a notorious gang of Maravars of Poolam at Singikulam. During the raid the Maravars attacked the Police party with lethal weapons and one head constable and three constables sustained simple injuries. The accused were convicted.

On 12th April 1948, a party of Congressmen, headed by Sardar Vedaratnam Pillai, M.L.A., was attacked by a mob of the communists of Kalappal and surrounding villages in the Tanjore district, while returning after addressing a meeting. Serious injuries were caused to the Congress leaders and their car was badly damaged. A strong Police party which rushed to the scene was also attacked and had to open fire in self-defence. Seventeen rounds were fired by the Police resulting in the deaths of two persons and injuries to several others. Two hundred and eighty-seven accused were charged and they are undergoing trial.

A number of communists in the South Kanara district who were at large were hiding in a thick forest in East Eleri on the border of the Malabar district. A party of the Malabar Special Police which raided the place was attacked by the communists with fire-arms. The Police party returned the fire with the result that 7 communists died and 14 were injured. Several were arrested and a big haul of unlicensed fire-arms was made.

While a communist agitator of the Nellore district was being escorted to the Kovur sub-jail in a bus, about 400 of his sympathizers stopped the bus and forcibly released the prisoner from the custody of the escort. Ninety-seven of the rioters have been charged.

During the Nehru Jayanthi celebrations at Adoni, Bellary district, forty Home Guards formed themselves into an unlawful assembly and caused injuries to Muslims. The Police took prompt action in suppressing the troubles and the ring-leaders were charged.

On account of a false rumour which spread after the assassination of Mahatma Gandhi that the murderer was a Muslim, communal disturbances broke out in a few places, of which the following are the most important :—

At Tiruvannamalai in the North Arcot district, houses and shops of Muslims were suddenly attacked and property removed and all the thatched ones amongst them burnt down. Two Muslims were killed and several others injured. Seventy-five Hindus were charged.

The Hindus of Edapadi and neighbouring villages in the Salem district set fire to about sixty houses belonging to Muslims and looted their shops, after cutting telegraph wires in order to prevent the reinforcement from outside of the small Police party at Edapadi. An Armed Reserve party, which was notwithstanding sent to the scene, brought the situation under control.

At Erode in the Coimbatore district, Hindus demolished, looted and burnt Muslim houses, mosques and shops. The Police opened fire as the result of which four persons died and seven were injured.

Over 300 Hindus of the Rajapalayam town, Ramnad district, proceeded to Muslim quarters and committed acts of arson and looting. The offenders were charged.

The cases against the accused in the above communal riots were withdrawn under the orders of the Government.

Communal tension.—Ill-feelings between the Hindus and Muslims existed in several districts. There were minor clashes in Bellary, Chittoor, North Arcot, Salem, Mathurai North, Mathurai South and Ramnad districts during the year. Prompt action was taken by the Police in all these districts and law and order restored. The Muharram festival passed off peacefully without any incident. As usual, elaborate and effective Police arrangements were made during the Muharram, Dasara and other important festivals.

Agrarian movements.—At the instigation of communists in the Tiruppattur taluk, Ramnad district, tenants and domestic servants working under Nattukottai Chettiyars boycotted their masters when their demands for higher wages were refused. The Valayar community refused to carry the deity in procession during the Manikkavalliamman festival. Prompt action under security measures was taken and the situation was brought under control. The activities of communists also affected the villages of Kandramanikam, Nachiapuram, Koothagudi, Tiruppattur, Vellandu and Thekkur in the Ramnad district and the Kisans were induced not to pay any rent. Parties of the Armed Reserve were stationed in these areas during the harvest period.

The Kisan movement spread practically all over the Tanjore district. Firm action taken under sections 107 and 151, Criminal Procedure Code, against the leaders, kept the situation well under control.

The Guntur Taluk Ryots' Conference sponsored by communists was arranged to be held on May 17th. The holding of this conference was banned by an order under section 144, Criminal Procedure Code. The next day, about 300 to 400 communists invaded the Police station at Tadikonda and mobbed it. The Police dispersed the rioters by an effective lathi charge. Fifty-three communists were charged.

Instigated by communists, 4,000 labourers in the West Godavari district staged a Hunger March to Tanuku to meet Revenue authorities. Prohibitory orders under section 144, Criminal Procedure Code, were promptly obtained and a party of the Special Armed Police was sent immediately to the affected area. The mob was

dispersed by a lathi charge and 10 active communists were arrested.

Other disturbances.—When a Prohibition Police party of one head constable and 3 constables proceeded to search a house for the recovery of Ganja in Pathapalem in the Nellore district the villagers surrounded and wrongfully confined them. Thirty-seven of the villagers were charged.

The agent of the Jagirdar of Arni was unpopular among the tenants of Sathya Vijayanagaram in the North Arcot district. About 100 villagers broke into the Jagirdar's palace and smashed windows, doors and furniture. The cause for this aggression was the stoppage of electric lighting of the village by the agent. The miscreants were charged by the Police.

Labour troubles.—There was widespread labour unrest throughout the Province resulting in a total number of 162 strikes against 290 in 1947. Of those, 29 were successful, 4 were partially successful, and 24 were unsuccessful. The results in the remaining 105 cases were indefinite.

Under the direction of the Communists there were several strikes over the question of retrenchment of personnel and change in working hours.

The most important development on the labour front was the general strike of workers of all the mills in the Province with the exception of the Buckingham and Carnatic, and Gnanambigai Mills, Coimbatore, in January as a protest against the retrenchment of a large number of workers when the recommendations of the Standardization Committee were implemented. The workers demanded reinstatement of the discharged personnel. The managements declared a lock-out on January 27th. The Government intervened and ordered the managements of the mills to re-open the mills on March 22nd. The mills were accordingly re-opened and a third shift was started to absorb the retrenched workers.

The workers of Messrs. Lipton's and Planters' Company, Limited, of Brindavan Properties, Limited, Coonoor, struck work on April 14th demanding recognition of their Union and reinstatement of discharged personnel. They resumed work on May 3rd on the advice of the Commissioner of Labour.

The workersof the Chittavalsa Jute Mills Company, Limited, Chittavalsa, Visakhapatnam district, struck work on May 11th as a protest against the dismissal of some labourers. They were told that any strike during the pendency of proceedings before the Industrial Tribunal would be illegal under the Industrial Disputes Act, 1947, and were advised to resume work immediately. Accordingly, they resumed work on June 10th.

The employees of the Metal Industries, Limited, Shoranur, Malabar, struck work on May 11th as a protest against the suspension of some workers. On the intervention of the Labour Officer, Kozhikode, the workers resumed work on May 30th.

23. **DACOITY.**—The statistics of dacoity for 1947 and 1948 are given districtwar in the statement at page 8. There were 381 dacoities as against 211 in 1947, an increase of 170 or 80·6 per cent. Of these, 23 were reported to Magistrates direct. There were 163 highway dacoities, 94 field dacoities and 124 house dacoities. Four of the districts and the Madras City were free from this form of crime. The Tirunelveli district registered the highest figure of 66 against 21 in 1947 followed by Ramnad (36) and Tiruchirappalli (34). The relaxation of the controls imposed by the Criminal Tribes Act facilitated the formation of mobile gangs of criminals and their unfettered movements were largely responsible for this form of crime. One of the important gangs was rounded up and its leaders charged and convicted.

Two gangs were operating on the southern side of the Manapparai circle in the Tiruchirappalli district bordering the Pudukottai State and the districts of Ramnad and Mathurai South. They were responsible for several of the dacoities and robberies in the Karur and Pudukottai subdivisions. A special police party which was deputed to round up these gangs arrested most of their members and charge-sheeted them.

A gang of ex-notified tribe members of the Rasipur and Sankari circles in the Salem district posing as Prohibition police constables committed dacoity in a shed belonging to one Chinna Goundan and robbed him of properties worth Rs. 750. Three of the accused were found guilty and sentenced to different terms of imprisonment.

Five communists of Bhatnavilli of the Amalapur station in the East Godavari district waylaid Special Branch head constable No. 1084 who was moving in the locality, beat him with sticks and relieved him of his money purse and other belongings. Four of the assailants were arrested and 3 of them were convicted and sentenced to 3 years' rigorous imprisonment each, besides a fine of Rs. 700. The fourth accused was acquitted.

In a case of the Chingleput district, a gang of ex-convicts, armed with dangerous weapons waylaid a car and attempted to rob its occupant of his cash. The accused in this case were convicted and sentenced to rigorous imprisonment for seven years.

There was a house dacoity at Talikal in the North Arcot district. The house of one provision shop-keeper was broken into and cash and jewels to the value of Rs. 10,000 were stolen. It was traced to be the work of 26 Kunnur settlers near Villivakkam. They were charged, and 9 of them were convicted.

24. **ROBBERY.**—The number of cases of robbery increased during the year—743 cases against 564 in 1947 or an increase of 179 or 31·7 per cent. Of these, 284 were highway robberies, 179 field robberies and 280 house robberies. Eighty-four cases were reported to Magistrates direct. Tirunelveli continued to lead with 169 cases followed by Ramnad (64), Mathurai North (49) and Tiruchirappalli (49).

Some cases of interest are cited below:—

One Kistna Pillai of Travancore decoyed to his room one Kadirvelu Mudali of Ponneri in the Chingleput district, falsely representing that he was a policeman, robbed him of his ear-rings and cash and absconded. He was convicted and sentenced to rigorous imprisonment for 9 months.

Three Military deserters of the Sikh Battalion stationed at Gannavaram, East Godavari district, deserted their unit with arms and ammunition and robbed a villager of his cash. A few villagers pursued the accused, when the deserters opened fire killing one of the villagers. The deserters were arrested after a long chase by a party of the Armed Reserve and stand charged for robbery and murder. During the chase the deserters opened fire on the police who replied with one round of rifle fire. There were no casualties on either side.

MAIL ROBBERY.—There were no cases of mail robbery during the year.

25. **HOUSE-BREAKING.**—There were 13,138 cases of house-breakings against 10,930 in 1947, an increase of 2,208 or 20·2 per cent. As usual Tanjore and South Arcot registered the highest figure of 984 each. Local criminals were mainly responsible.

The average value of property lost per case of house-breaking was Rs. 273 as against Rs. 240 in 1947 and Rs. 243 in 1946.

Three Muslim juveniles were responsible for a series of offences in Guntur, in which clothes were stolen. The stolen properties were recovered, and the accused are taking their trial.

At Vedaranyam in the Tanjore district, criminals broke open the strong room inside the local temple and removed a gold kavacham, weighing 9½ seers and valued at Rs. 30,000. The investigation of the case is hampered by the existence of a faction in the town.

26. **THEFT.**—Thirty-six thousand eight hundred and ninety cases of ordinary theft were reported as against 32,430 cases in 1947, an increase of 4,460 or 13·8 per cent. Excluding the Madras City, the highest figure was recorded in the Chingleput district. There was decrease in six districts, while all the other districts and the Madras City registered increased figures. Thefts of brass vessels and other metallic articles, clothes and foodstuffs were very common. Juvenile delinquency was prominent in the Railway Police and several other districts.

27. **CATTLE THEFT.**—There were 5,874 cases of cattle theft against 4,813 in 1947, an increase of 1,061 or 22·0 per cent. As usual, the demand for skins and meat was the cause of such crimes.

Cattle Poisoning.—One hundred and thirty-five cases of cattle poisoning were reported against 88 cases in 1947. Nineteen ended in conviction and 23 out of 81 persons arrested were convicted.

28. **COUNTERFEITING COINS AND CURRENCY NOTES.**—Twenty cases of counterfeiting were recorded, of which 13 ended in conviction, against 12 and 4 respectively in 1947. There were fourteen cases of note forgery against 18 in 1947. The coin and currency experts of the Criminal Investigation Department examined counterfeit coins and materials in 30 cases against 27 in 1947 and gave evidence in courts in 17 instances against 13 in 1947.

29. **OTHER CASES OF INTEREST—Bomb cases and explosives.**—Forty-five non-political cases resulting in the death of 13 persons and injuries to 41 others, were reported against 41 in 1947.

In a case in which jewels and silver vessels were snatched from the inmates of a house in the Tirunelveli district, the criminals threw country bombs in the street to scare away the crowd.

Fire-arms.—Fifty-six cases involving injury from fire-arms were reported to the Criminal Investigation Department as against 30 in 1947. A Sub-Inspector of the Tiruchirappalli Railway Police district was sent to Calcutta to undergo training in small arms for 4 months and had further training for one month in the Chemical Examiner's Office, Madras. He is now attached to the Criminal Investigation Department.

Cheating cases.—One K. M. Nair and his wife Leela Nair started a bogus firm known as "Chemnair Ltd." in Madras with a branch registered in Bombay. They advertised as the sole importers of Raleigh and B.S.A. bicycles and invited orders with cash advances for the supply of the bicycles at temptingly low prices. After collecting a large number of remittances towards advance, K. M. Nair sent his wife to Alleppey and absconded without any attempt to carry out the orders for the supply of the bicycles. He also collected cash security from the applicants who sought appointment in his firm. The Criminal Investigation Department took up the investigation of this case and K. M. Nair and his wife stand charged in the Fifth Presidency Magistrate's Court, Madras.

Eleven persons entered into a criminal conspiracy with the object of bringing into existence forged Burma Evacuee Identity certificates and induced the general public in the East and West Godavari districts, desirous of going to Rangoon to part with monies in consideration of the issue of the said certificates, falsely representing the certificates to be genuine. The case is under investigation.

Other cases.—One Dorairaju Asari wrote a letter to the Murugan Talkies of Mathurai purporting to emanate from the Hon'ble the Premier of Madras. In that letter the company was asked to send a sum of Rs. 500 as they had been selected as one of the distributors of a Hindi film, known as "Asman." The accused had given his address as Kala Venkata Reddi, c/o. Stationmaster, Egmore. The Murugan Talkies referred the matter to the Hon'ble the Premier, who sent the letter in question to the Criminal Investigation Department to trace its author. A trap was laid at the Egmore Station with a faked up telegram addressed to "Kala Venkata Reddy." The accused who appeared and claimed the telegram was arrested. His house was searched and materials useful for the manufacture of railway tickets were seized and further investigation in this matter is in progress. The case of attempt to cheat the Murugan Talkies was, however, dropped.

Sixteen cases were investigated by the Special staff sanctioned to detect bogus Raffle cases in the South Kanara district. Thirteen of them ended in conviction. Eighteen accused who had amassed huge fortunes were convicted and sentenced to varying terms of imprisonment ranging up to 3 years and a total fine of Rs. 20,000 was realised.

Four gangs of wire thieves were rounded up in the Avadi circle. They were found to be responsible for nine cases of Avadi, three cases of Villivakkam and two of Trivellore Circles. They have been charged.

A dispute between one P. J. Jacob and Kunhayan Kutti Hajee and his party over the ownership of two plots of land in the Malabar district culminated in a rioting attended with murder on November 12th. The case was investigated by the Criminal Investigation Department and the principal accused have been charged.

30. **JUSTIFIABLE HOMICIDE.**—Forty-three deaths were treated as justifiable homicide against 27 in 1947. Forty-one of them were caused by the police in the execution of their duties and two by private persons in exercise of their right of self-defence.

31. **ACCIDENTAL DEATHS.**—One hundred and eighty three cases of death, attributed to criminal rashness or negligence were reported as against one hundred and twenty-six in the previous year. One hundred and ten persons were prosecuted of whom forty-eight were convicted and sentenced and thirty-two were discharged, while the case against the rest were pending trial at the end of the year.

The driver of a motor bus in the Guntur district, who was under the influence of alcohol, drove the vehicle in his charge at a very high speed with the result that the bus capsized causing the death of eleven of its passengers. The driver was charged and the case against him is pending trial.

PART III.

DETECTION AND PREVENTION OF CRIME.

32. **CRIME—HOW DEALT WITH (Statement A, Part I).**—The percentages of detection, i.e., the percentages of the number of convicted cases shown in column 11 of Statement A-I on the number of total true cases disposed of during the year (column 14), excluding those in which investigation was refused (column 6), in the last three years have been—

Year.	Percentage of detection of total cognizable crime.
1946	44·8
1947	44·0
1948	41·98

There was improvement in detection in 11 districts while there was a fall in other districts. In Madras City there was decrease of 1·9 per cent as compared with the previous year's figure. The figures for each head of grave crime are—

	Percentage of detection.		
	1946.	1947.	1948.
Murder	52·7	45·9	43·3
Dacoity	35·9	22·9	16·1
Robbery	45·1	39·7	3 ·0
House-breaking	39·3	38·0	34·7
Cattle theft	48·1	50·4	46·2
Ordinary theft	49·4	47·9	46·6
Total grave crime	46·9	45·6	43·1

The percentages of detection of total cognizable and grave crime decreased by 2·1 and 2·5 per cent, respectively.

It is a matter for gratification that, despite the various handicaps under which the Police Force of this Province had to labour and the fact that the various difficult problems relating to law and order diverted it from its normal functions relating to the prevention and detection of crime, it was able to maintain a good standard of detection. The percentage of detection during the year, however compares very favourably with the results achieved by other Provinces in India and by the other countries of the world.

In the Metropolitan Police District in England, where the scientific method of investigation has reached a very high standard, the percentage of crime against property detected in 1945, 1946 and 1947 was about 22·9, 22·2 and 24·9, respectively.

On account of the expansion of the Force and the deputation of a large number of officers for employment in Hyderabad and under the Government of India, many of the stations are now in charge of temporarily promoted head constables. In as many as 622 out of 987 police stations in the Province, excluding the Madras City, head constables officiated as Sub-Inspectors for over three months during the year. The results achieved by the Police of this Province in the field of crime may, therefore, be considered as satisfactory.

All efforts are being made to improve detection by adopting the latest scientific methods of investigation.

Graphs illustrating detection in total cognizable crime, in grave crime and under each head of grave crime, viz., murder, dacoity, robbery, house-breaking, ordinary theft and cattle theft, for the last ten years are prefixed to this report.

Cases in which investigation was refused : Section 157 (1) (b), Criminal Procedure Code (Statement A-I, columns 5 and 6).—Of the 79,981 cases reported to the Police in 1948. investigation was refused under section 157 (1) (*b*), Criminal Procedure Code, in 5,509 cases or 6·9 per cent as against 7·92 per cent in 1947 and 8·2 per cent in 1946. This provision of the law was used with due care as hitherto.

Cases referred by Magistrates under section 202, Criminal Procedure Code.—One thousand two hundred and seventy cases were referred to the Police by magistrates under section 202, Criminal Procedure Code, against 1,205 in 1947. Unnecessary references were, as usual, brought to the notice of the District Magistrates.

Attendance at sessions.—The number of criminal sessions held in the mufassal was 546 against 497 in 1947. District Superintendents of Police attended 37 sessions and Subdivisional officers 166 as against 31 and 178 respectively in 1947. In the Madras City, the Commissioner of Police with his deputies and assistants attended all the criminal sessions.

33. **PROPERTY LOST AND RECOVERED.**—The statement below shows the value of property stolen and recovered during the last three years :—

Property lost and recovered (Police cases).

Districts.	1946. Lost.	1946. Recovered.	1946. Percentage.	1947. Lost.	1947. Recovered.	1947. Percentage.	1948. Lost.	1948. Recovered.	1948. Percentage.
	RS.	RS.		RS.	RS.		RS.	RS.	
Madras City	4,48,320	1,39,354	31·08	7,93,364	1,70,575	21·5	10,04,228	2,24,922	22·4
Visakhapatnam North	1,44,852	37,019	25·58	2,03,508	49,407	24·3	2,45,819	61,345	24·9
Visakhapatnam South	93,731	43,742	45·22	1,41,248	62,365	44·2	2,08,012	60,219	28·9
East Godavari	1,45,362	40,782	28·05	1,35,132	48,079	35·6	1,83,343	54,644	29·8
West Godavari	1,52,850	87,697	57·37	1,88,964	76,713	40·6	1,96,657	57,805	29·4
Krishna	1,93,181	38,950	19·85	2,81,935	72,207	25·6	7,28,099	1,29,659	17·8
Guntur	4,19,024	98,291	23·45	3,30,620	1,06,547	32·2	4,80,336	1,63,671	34·1
Nellore	1,39,218	37,896	27·22	1,82,946	55,222	30·7	3,07,506	84,791	27·6
Kurnool	1,18,100	40,333	34·15	1,38,225	51,534	37·3	1,76,491	67,989	38·1
Bellary	83,615	57,197	68·40	90,382	31,035	34·3	1,89,830	32,323	17·0
Anantapur	90,979	34,938	38·40	1,16,939	34,971	29·9	1,07,615	43,397	40·3
Cuddapah	97,683	36,685	37·56	1,57,554	23,850	15·1	1,45,659	36,006	24·9
Chittoor	1,15,940	42,796	36·89	1,93,537	40,367	20·9	2,16,546	83,497	38·5
Chingleput	2,32,072	60,256	25·96	2,86,547	78,060	27·2	3,71,814	1,04,267	28·0
North Arcot	1,49,799	52,007	34·72	1,07,458	57,988	53·9	1,55,723	88,953	57·1
South Arcot	1,96,204	45,300	23·59	3,12,102	1,33,237	42·7	4,27,814	1,07,979	25·2
Tanjore	3,47,157	71,025	20·46	2,66,317	65,710	24·7	2,91,889	1,13,899	39·0
Mathurai, North	2,63,313	99,944	37·96	3,01,607	91,951	30·2	2,20,658	73,373	33·3
Mathurai, South	76,280	22,568	29·59	1,24,936	35,478	28·4	1,28,926	43,727	33·9
Ramnad	1,80,808	46,521	25·73	2,87,947	1,27,915	44·4	7,42,623	98,359	13·2
Tirunelveli	1,53,050	73,344	47·92	3,73,623	97,195	26·1	3,70,758	64,039	17·3
Tiruchirappalli	2,97,928	72,084	24·20	3,24,471	96,140	29·6	4,97,783	1,15,864	23·3
Salem	1,84,415	62,938	34·13	2,15,263	87,469	40·6	2,74,592	94,608	34·5
Coimbatore	2,88,900	1,19,464	41·35	3,45,857	1,13,030	32·7	4,20,358	1,52,923	36·4
The Nilgiris	68,152	31,964	46·90	95,044	34,710	36·5	83,661	31,187	37·3
Malabar	1,12,253	44,728	39·84	1,73,421	28,133	16·2	1,68,017	38,927	23·0
South Kanara	59,947	37,653	62·81	1,34,820	53,105	39·4	1,12,970	41,970	37·2
Railway Police, Madras	1,25,876	39,260	31·19	2,12,345	65,835	31·0	1,92,717	69,598	36·1
Railway Police, Tiruchirappalli	1,46,890	59,506	40·51	2,14,146	41,511	19·4	1,95,973	48,907	24·9
Total	51,31,932	16,75,282	32·64	67,30,329	20,30,703	30·2	88,50,110	23,80,279	26·9

NOTE.—Recovery made during the year of property lost in previous year's cases—Rs. 53,759.

The decrease in property recovery as compared with the previous year was mainly due to the low percentage of recovery in cases under sections 406–409, Indian Penal Code, the delay in reporting cases to the Police and the unidentifiable nature of the property lost, viz., cash, food-grains, cloth and other commodities.

34. **PROSECUTIONS (Statement A-II (columns 11 and 12)**.—The number of cases decided by the courts was 32,483 against 28,959 in 1947. Of these 77·1 per cent ended in conviction as compared with 78·12 in the previous year. The statement below shows the number of cases pending in courts at the end of the year under the Indian Penal Code, the Madras Restriction of Habitual Offenders Act and the security sections of the Criminal Procedure Code :—

Cases under	Number disposed of by courts in 1948.	Number pending in courts on 31st December 1948.	Total.	Percentage of pending cases on the total number disposed of.
(1)	(2)	(3)	(4)	(5)
Indian Penal Code	32,483	12,861	45,344	28·4
Madras Restriction of Habitual Offenders Act.	35	53	88	60·2
Security Sections	4,677	1,251	5,928	21·1

Statement A-II (columns 8 to 10).—Forty-seven thousand six hundred and eighty-six persons were tried in the year as against 42,544 in 1947 and 66·7 per cent were convicted against 66·6 per cent in 1947.

Prosecuting staff.—The results of the work performed by the prosecuting staff in the year are shown below :—

	Number of completed original cases prosecuted.	Number convicted.	Percentage of convictions.
Madras City	6,341	5,400	85·2
Mufassal	23,924	17,677	73·9

In cases of minor importance and in other cases in which the services of the prosecuting staff were not available, the Circle Inspectors concerned conducted prosecutions. Out of 8,280 cases prosecuted by them 6,456 or 78·9 per cent ended in conviction against 77·75 per cent in 1947.

Inadequate sentences and retrials.—Serious cases of inadequate sentences or of *prima facie* miscarriage of justice were duly brought to the notice of the District Magistrates.

In a case under the Madras Gaming Act, the Village Magistrate of Belvai, South Kanara district, was convicted along with seven others. The Subdivisional Magistrate, Coondapoor, reversed on appeal the order of conviction and cast unjustifiable aspersions on the conduct of the Inspector of Police, who investigated and charged the case. The High Court, on appeal, reversed the order of acquittal and held that the strictures made by the Subdivisional Magistrate, Coondapoor, were unwarranted.

35. **ESCAPES.**—One hundred and sixty-five prisoners escaped from police escorts in 1948, 17 from police lock-ups and 73 from sub-jails, as against 120, 21 and 63 respectively in 1947. One hundred and seventy-two were recaptured. Ten police officers were convicted for negligently allowing prisoners to escape and 145 were punished departmentally for dereliction of duty in guarding prisoners. Fifty police officers were held free from blame.

An undertrial prisoner in the Hospet sub-jail escaped, while he was taken out for answering calls of nature, but was re-arrested and convicted.

An undertrial prisoner, while attending to cooking in the sub-jail at Parvatipur in the Visakhapatnam North district, escaped but was recaptured after four days and convicted. The constable responsible for the escape was punished.

36. **PROSECUTIONS FOR FALSE COMPLAINTS.**—Including the cases of 1947 which were pending magisterial orders, the police referred 3,067 cases, of which 2,805 were struck off as false by the magistrates. Prosecutions for preferring false complaints were launched in 115 cases of which 31 were filed on magisterial complaints. Thirty-two persons were convicted for preferring false complaints as against 35 in 1947. Two hundred and fortv-four cases were pending orders of the magistrates at the end of the year. Forty-seven persons were prosecuted for preferring false complaints and petitions against police officers ; nine of them were convicted, three were acquitted, the case against one was withdrawn and the cases against the rest were pending disposal.

Cases found false after trial.—Out of 512,458 cases prosecuted by the police, no case was declared to be false after trial or enquiry.

37. **PREVENTION - Habitual Criminals.**—Details regarding the number of known depredators and bad characters and the action taken to control them are given in the statement below :—

Return of known depredators, receivers of stolen goods and suspected persons for the year 1948.

Class of persons.	Number at large on 31st December 1947, i.e., excluding those in jail, but including those out of view.		Number brought under surveillance during the year. On account of arrivals from outside the district.		By release from jails.		By fresh registration.		Of the number in columns (2) to (5) number removed from the register during the year. By reason of death.		By reason of old age or infirmity.	
(1)	(2)		(3)		(4)		(5)		(6)		(7)	
	M.	F.	M.	F.	M.	F.	M.	F.	M.	F.	M.	F.
Known depredators	10,354	95	1,255	20	1,787	12	3,364	45	251	4	202	2
Receivers of stolen goods.	148	17	19	1	2	..	88	2	3	..	3	..
Suspected persons	4,327	49	368	2	235	3	2,983	83	59	1	94	2
Total	14,829	161	1,642	23	2,024	15	6,435	130	313	5	299	4
Active and inactive criminals of the Madras City.	625	11	19	1	175	4	108	6	12	..	5	..
Grand total	* 15,454	172	1,661	24	2,199	19	6,543	136	325	5	304	4

Class of persons.	Of the number in columns (2) to (5) number removed from the register during the year—*cont.* On the ground that they are no longer addicted to crime.		By reason of having left the district.		From other causes.		Of those included in columns (2) to (5) number in jail on 31st December 1948.		Number at large on 31st December 1948.		Of the number shown in column (2) number out of view.		Number of persons with history sheets convicted during the year.	
	(8)		(9)		(10)		(11)		(12)		(13)		(14)	
	M.	F.	M.	F.	M.	F.	M.	F.	M.	F.	M.	F.	M.	F.
Known depredators	1,367	23	978	10	399	10	2,950	34	10,613	89	3,102	20	2,533	18
Receivers of stolen goods.	61	9	3	..	9	..	13	..	165	11	4	..	11	..
Suspected persons	1,564	9	365	2	427	4	400	3	5,004	116	598	16	337	4
Total	2,992	41	1,346	12	835	14	3,363	37	15,782	216	3,704	36	2,881	22
Active and inactive criminals of the Madras City.	116	..	9	..	4	..	239	2	542	20	196	2	302	2
Grand total	3,108	41	1,355	12	839	14	3,602	39	16,324	236	3,900	38	3,183	24

* The variations from the corresponding figures in the report for 1947 are due to the revised figures furnished by some districts.

Old offenders.—Two thousand seven hundred and sixty-two persons received enhanced punishments under section 75, Indian Penal Code, as against 2,385 in 1947. Five hundred and fifty-four convicts were ordered to notify residence under section 565, Criminal Procedure Code. Two hundred and thirty-seven persons were prosecuted for failure to notify residence, of whom 153 were convicted.

Eight hundred and ten convicts were prematurely released during the year. Fifty-one of them reverted to crime and 82 went out of view. The police found work for 163.

Criminal Tribes Act and the Madras Restriction of Habitual Offenders Act.—The Madras Restriction of Habitual Offenders Act, 1948, came into force on April 29. The Criminal Tribes Act, 1924, and the Madras Restriction of Habitual Offenders Act, 1943, were repealed as from the same date. Rules under the new Act have not yet been issued.

Settlements and Kallar Reclamation.—The settlements continued to work satisfactorily under the administrative control of the Deputy Inspector-General of Police, Railways and C.I.D., Madras. The supervision of the work relating to the reclamation of Kallas, Koravas, Yenadis and Sugalis which was being done by the Deputy Inspector-General of Police, Railways and C.I.D., Madras, was transferred to the Commissioner of Labour, Madras, with effect from August 15.

The settlements at Bitragunta and Chintaladevi were abolished during the year.

Criminal Tribe Gangs.—The movements of the C.I.D. gangs, viz., Thottia Naiks, Kepmaris, Kanjar Bhats, and Telaga Pamulas were closely watched. The following statement shows the convictions of such gang members :—

Gang.	Number of members convicted in 1948 under the Criminal Tribes Act.	Indian Penal Code.	Criminal Procedure Code.	Miscellaneous.
Thottia Naiks	1	51	65	16
Kepmaris	3	9	7	2
Telaga Pamulas	3	12	12	1
Kanjar Bhats	2	2	..	..

Security for good behaviour.—The statement given below shows the number of cases under sections 109 and 110, Criminal Procedure Code :—

Prosecution in bad livelihood cases.

Districts.	1946. Number put up.	1946. Number bound over.	1947. Number put up.	1947. Number bound over.	1947. Number pending disposal.	1947. Percentage.	1948. Number put up.	1948. Number bound over.	1948. Number pending disposal.	1948. Percentage.
Madras City	76	60	208	161	14	82·99	355	269	42	85·9
Visakhapatnam, North.	190	158	213	173	21	90·11	219	141	40	73·8
Visakhapatnam, South.	207	122	252	124	7	50·61	113	73	4	67·0
East Godavari	119	78	133	86	35	87·75	183	128	16	76·6
West Godavari ..	148	109	182	122	28	79·22	164	90	58	84·9
Krishna	74	35	151	75	38	66·37	186	67	84	65·7
Guntur	328	198	231	112	60	65·50	434	168	230	82·4
Nellore	250	173	159	93	45	81·58	185	94	54	71·8
Kurnool	110	65	121	67	40	82·72	148	98	25	79·7
Bellary	141	115	116	74	36	92·50	161	93	36	74·4
Anantapur	205	108	49	25	11	65·79	100	55	28	73·4
Cuddapah	83	42	125	52	42	62·65	208	139	48	83·9
Chittoor	166	134	176	156	18	93·73	153	134	6	89·3
Chingleput	128	111	156	117	18	84·78	185	145	10	82·9
North Arcot	133	97	172	138	14	87·34	245	179	66	100·0
South Arcot	204	118	237	218	25	83·21	307	214	47	82·3
Tanjore	292	189	160	120	10	80·00	277	164	46	71·0
Mathurai, North ..	183	143	86	32	40	69·56	249	133	27	59·9
Mathurai, South ..	66	41	45	32	6	82·35	111	78	10	77·2
Ramnad	220	142	140	93	23	79·49	298	151	93	74·1
Tirunelveli	214	124	212	114	64	77·03	468	275	92	73·1
Tiruchirappalli	60	29	123	91	8	79·13	214	128	50	78·0
Salem	119	62	167	128	28	92·09	167	138	13	89·6
Coimbatore	171	136	162	113	18	78·47	264	218	12	86·5
The Nilgiris	13	10	19	18	1	100·00	10	10	..	100·0
Malabar	113	83	119	83	19	91·21	157	124	19	89·9
South Kanara	56	35	53	27	15	71·05	33	19	3	63·3
Railway Police, Madras.	164	123	201	125	52	83·89	299	181	84	84·1
Railway Police, Tiruchirappalli.	75	44	98	79	7	86·81	55	41	8	87·1
Total ..	4,308	2,884	4,307	2,848	743	79·91	5,951	3,747	1,251	79·7

NOTE.—In calculating the percentages, cases pending disposal at the end of the year and those that were withdrawn during the year are left out of account.

The number sentenced to imprisonment in default was 1,974 as against 1,528 in 1947. The average amount demanded was Rs. 153 as against Rs. 154 in 1947.

38. **CRIMINAL INVESTIGATION DEPARTMENT.**—The Crime Branch of the Criminal Investigation Department worked efficiently and investigated a number of important cases relating to dacoity, burglary, murder, cheating, fraud, misappropriation, poisoning, evasion of income-tax, forged permits for emigration into Malaya, forged currency notes, leakage of Secondary School-Leaving Certificate Examination question papers, bogus telegrams and appointment and bombs and explosives.

The Criminal Investigation Department worked in close liaison with the District Intelligence Bureaux, as usual co-ordinating their work and functioning as the central agency for dealing with organized crime. Inspectors continued to be in charge of District Intelligence Bureaux till December 1948 when they were replaced by Sub-Inspectors.

Better results were achieved during the year in the use of scientific aids to investigation. There was an increase in the number of calls made on the services of experts, especially in foot prints. The foot print experts examined 103 cases and were summoned to give evidence in Courts in 16 cases. Training in foot print work was given to one Inspector from the Police Training School, Vellore, 3 Sub-Inspectors and 41 head constables from districts, and one Sub-Inspector of the Criminal Investigation Department during the year.

The Special Branch continued to function efficiently. The 'X' Branch achieved a considerable measure of success in the investigation of corruption cases during the year. The counter-black-marketing section of the 'X' Branch was disbanded on April 1. From the beginning of the year up to the abolition of the section, nearly a lakh of rupees worth of articles were seized and dealt with.

Finger-print Bureau.—There were 434,807 finger-print slips on record at the beginning of the year. Twenty-five thousand eight hundred and twenty-three slips were received for record and 4,548 were removed during the year bringing the total number on record on the last day to 456,062.

Forty-four thousand three hundred and thirty-eight search references were received in the Bureau against 36,918 in 1947. Of these, 37,314 related to this Province, the largest number coming, as usual, from the

Madras City	4,158

followed by

Tiruchirappalli	2,656
South Arcot	2,466
North Arcot	2,260
Ramnad	2,136
Mathurai, North	2,067
Coimbatore	2,058
and Tanjore	1,935

Nine thousand nine hundred and forty-one or 26·6 per cent were traced as against 28·25 in 1947.

Of the remaining 7,024 references received from outside the Province, Bombay, as usual, made the largest number of references (4,277), followed by the Federated Malay States (353), Mysore (291), Orissa (244), Ceylon (242) and Bengal (228). Of these, 795 or 11·3 per cent were traced as against 13·9 per cent in 1947.

One hundred and thirty-two references were made for the identification of dead bodies and 3 were identified, the corresponding figures for 1947 being 123 and 6, respectively.

Finger-print experts visited scenes of crime in three cases. Photographic enlargements of latent impressions were received in the Bureau in 171 cases.

A sum of Rs. 5,615 as fees for the attendance of experts in courts and for furnishing written opinions in civil cases and Rs. 2,408 towards photographic charges were collected. The amount of fees and photographic charges collected during the previous year were Rs. 4,435 and Rs. 1,996, respectively.

The tester Sub-Inspectors of the Bureau visited the jails in the Province and tested 12,829 finger-print slips against 10,092 in 1947.

Wrong finger-printing was detected in 8 cases as in the previous year and action was taken to correct 5,654 defective finger prints as against 4,317 in 1947.

The experts gave evidence in courts on 451 occasions and expert opinions in 504 cases. The corresponding figures for 1947 were 336 and 426 respectively.

The work of the Finger-Print Bureau has further increased and, in spite of this, a high standard of efficiency has been maintained. The services of the experts were fully utilized. The Bureau also trained two Sub-Inspectors and 41 head constables from the District Intelligence Bureaux in finger-print work. Tester Sub-Inspectors during their visits to jails held refresher courses for 14 head constables and 10 constables. The officers and cadets in the Police Training School were given a series of lectures with practical demonstration. The recruits of the fifth month in the Central Recruits' School, Vellore, were examined every month for proficiency in taking finger-print.

The Assembly Bureau sanctioned in G.O. No. 2861, Home, dated July 27, 1948, commenced work only in December 1948, as some preliminary arrangements had to be made.

The Superintendent, Finger-Print Bureau, attended the Conference of the Identification officers of the Eastern Countries convened by the Government of Ceylon in June 1948.

The Shorthand Bureau.—The strength of the Shorthand Bureau continued to be 4 Inspectors and 37 Sub-Inspectors. The staff attended 59 conferences and 751 political and labour meetings as against 92 and 1,008 respectively in 1947. The decrease in work was mainly due to the fact that prohibitory orders under section 144, Criminal Procedure Code, were in force in several places in the Province.

The general standard of work in the Bureau has been satisfactory.

39. **RAILWAY POLICE.**—There was no change in the jurisdiction of the Railway Police districts.

Details of thefts in these two districts in the last three years are given below :—

	1946.	1947.	1948.
I. Thefts in running passenger trains—			
(a) from passengers ..	318	554	595
(b) from mail and luggage vans	17	23	31
II. Thefts from platforms and passenger sheds	1,005	1,567	1,689
III. Thefts in running goods trains	54	138	111
IV. Thefts from stationary waggons, goods sheds and yards.	317	572	347
V. Thefts of railway materials.	164	983	524
VI. Other thefts	212	338	251
Total ..	2,087	4,175	3,548

Thefts, which form the bulk of the crime in the Railway Police districts, have decreased during the year, by 627 as compared with the previous year. Increase is, however noticeable under the following heads : thefts in running passenger trains and thefts from platforms and passenger sheds. The general economic depression, the heavy congestion of traffic, and illicit transport of foodgrains and other controlled articles have been the contributory causes.

There were 4,194 complaints regarding shortages of goods during the year against 7,741 in 1947.

Eighteen attempts were made to wreck or damage trains and there were 59 cases of stone-throwing against 50 in 1947. As usual, the culprits were young cowherds grazing cattle and boys playing near the railway track. The villagers close to the railway lines were warned and trespassers prosecuted.

Seven hundred and thirty-five persons were run over by trains and killed against 715 in 1947. Of these, 81 were cases of suicide.

There were 4 collisions during the year against 2 in 1947.

On December 21 the Dhanushkodi passenger collided with a goods train at the Chingleput Junction as a result of wrong setting of points by the pointsman and the lack of supervision by the Station Master. Twenty-eight passengers were slightly injured. The matter was enquired into by the Government Inspector of Railways and his proceedings are awaited.

On September 6th a pointsman and a cleaner at Pakala unauthorizedly got into an engine and drove it so rashly and negligently that it collided with an ash wagon resulting in the death of 2 coolies and injury to another. The accused were convicted and sentenced to rigorous imprisonment for one year.

On July 7th at a level-crossing gate near Guntakal, a bus collided with a light engine, as the result of which the bus came in contact with a tree and turned over on its side. Among the passengers, 5 died and a dozen were injured. The gateman and the driver who were mainly responsible for the accident have been charged and the case is pending trial.

On August 5th at Dwarapudi a goods train collided with a special goods train with the result that 6 vehicles including the brake van of the special goods train and 8 vehicles and engine of the other train were completely damaged. The driver of the train, who was responsible for the accident, has been charged. A Railway Police head constable who was travelling on duty in the brake van of the special goods train died in the collision.

The Special Magistrates' Courts in both the Railway Police districts continued to function satisfactorily. Destitute children who frequent the railway station platforms and indulge in pilfering were rounded up and 844 children were convicted under the Madras Children Act against 677 in 1947. The lack of proper provision by way of certified schools or rescue homes to accommodate destitute children with criminal propensity continued to be a great handicap in dealing with juvenile delinquency. Many of these children had to be merely driven out of platforms without prosecution for want of accommodation in certified schools.

40. **PORT POLICE.**—The Port Police establishments at Visakhapatnam, Kakinada, Tuticorin, Cochin and Mangalore continued to work satisfactorily.

41. **CINEMATOGRAPH ACT.**—The Act and rules were enforced properly in the Province.

42. **THE SUPPRESSION OF IMMORAL TRAFFIC ACT.**—Effective measures were taken to stamp out this evil wherever the Act was in force. In G.O. Ms. No. 1516, Home, dated 24th April 1948, the Government have sanctioned the opening of two rescue homes with an initial capacity of 50 girls with provision for enlargement up to 100, one at Eluru for Telugu girls and the other at Coimbatore for Malayalee, Kanarese and Tamil girls and four shelters at Mathurai, Tiruchirappalli, Salem and Kozhikode. The opening of rescue homes and shelters would enable the police to enforce the Act more efficiently.

43. **THE MADRAS CITY POLICE ACT**—Some selected sections of the City Police Act were further extended to a large number of important urban and rural areas in the Province and the preventive work under the Act was satisfactory.

44. **PROHIBITION.**—The Madras Prohibition Act was extended in October 1948 to the entire Province including the Madras City. The working of the Act in the districts of North Arcot, Chittoor, Salem, Coimbatore, Tanjore, Tiruchirappalli, Mathurai North, Mathurai South, Guntur and Nellore has been entrusted to the Police department and in the remaining districts and the Madras City to the Excise Department. The question whether the Police should not be asked to take up the enforcement work throughout the Province and whether the administration of the Act should be entrusted to the regular police or to a separate Prohibition branch within the Police is under the consideration of the Government.

The following statement shows the number of true cases, charge-sheeted, and the number of persons involved, for the violation of the Prohibition Act in the districts of Salem, Coimbatore, Chittoor, North Arcot, Tanjore, Tiruchirappalli, Mathurai North and Mathurai South for the whole year and in the districts of Guntur and Nellore from 1st May 1948.

Prohibition, 1948.

		Salem district. Number charged.		Coimbatore district. Number charged.		Chittoor district. Number charged.		North Arcot district. Number charged.		Tanjore district. Number charged.	
		Cases.	Persons.	Cases.	Persons.	Cases.	Persons.	Cases.	Persons.	Cases.	Persons.
I	Smuggling of liquor from outside Madras Province	1	..	20	23	4	4	..	..	42	46
I-A	Smuggling of arrack from outside district	..	..	2	2	..	..	..	..	82	88
II	Smuggling of liquor from outside district	..	..	..	..	..	..	..	..	..	..
IV	Illicit distillation of arrack	1,539	1,705	415	518	1,152	1,159	3,520	3,688	55	77
V	Possession of I.D. arrack	1,644	1,673	395	410	945	970	2,547	2,632	26	30
VI	Sale of I.D. arrack	6	8	1	1	1	1	12	12	..	..
VII-A	Tapping for fermented toddy	120	120	42	44	..	..	36	35	6	6
VII-B	Permitting sweet toddy to ferment	1	1	1	1	..	..	..	..	..	..
VII-C	Tapping for sweet toddy without licence	57	57	231	243	..	..	..	..	9	10
VIII	Illicit transport of liquor	9	9	..	..	..	..	..	..	18	19
IX	Unlicensed sale of liquor	..	..	1	2	..	..	1	1	14	14
X	Unlicensed possession of liquor	108	108	98	103	11	12	115	126	230	247
XIV	Illicit cultivation of hemp plant	5	5	..	..	4	4	3	3	..	..
XV	Smuggling of intoxicating drugs	2	2	1	1	..	..	..	..	13	13
XV-A	Smuggling of intoxicating drugs from Mysore.	..	..	1	1	82	88	..	..	..	..
XVI	Illicit transport of intoxicating drugs	..	..	..	..	..	..	..	..	..	..
XVII	Unlicensed sale of intoxicating drugs	1	1	1	1	2	2	..	..	..	..
XVIII	Unlicensed possession of intoxicating drugs	123	124	163	173	70	71	145	148	137	140
XIX	Miscellaneous	3,244	3,253	671	677	1,546	1,548	3,296	3,296	1,145	1,155
XIX-A	Attempting to render or rendering denatured spirit fit for human consumption or possession of denatured spirit rendered potable	..	..	9	9	..	..	38	41	..	..
XX	Smuggling of opium	..	..	1	1	..	..	..	..	3	4
XXI	Transport of opium	..	..	..	..	..	..	..	..	..	..
XXII	Unlicensed possession of opium	6	6	60	64	11	11	16	16	105	107
XXIII	Unlicensed sale of opium	..	..	2	4	..	..	..	..	1	1
XXIV	Dangerous Drugs Act cases	..	..	70	76	..	..	7	7	67	70
	Total	6,856	7,073	2,185	2,354	3,838	4,070	9,736	10,005	1,953	2,027

		Madurai North district. Number charged.		Madurai South district. Number charged.		Tiruchirappalli district. Number charged.		Guntur district. Number charged.		Nellore district. Number charged.	
		Cases.	Persons.	Cases.	Persons.	Cases.	Persons.	Cases.	Persons.	Cases.	Persons.
I	Smuggling of liquor from outside Madras Province	..	..	..	..	69	69	..	..	..	..
I-A	Smuggling of arrack from outside district	19	20	19	21	..	..	56	62	25	25
II	Smuggling of liquor from outside district	..	..	..	..	71	71	..	..	..	..
IV	Illicit distillation of arrack	76	85	2	5	356	429	797	840	293	354
V	Possession of I.D. arrack	47	50	..	..	155	165	1,124	1,172	224	227
VI	Sale of I.D. arrack	2	2	..	..	1	2	..	..	..	..
VII-A	Tapping for fermented toddy	4	5	..	..	10	11	23	23	14	17
VII-B	Permitting sweet toddy to ferment	..	..	..	..	5	5	..	..	..	..
VII-C	Tapping for sweet toddy without licence	10	11	5	5	12	12	..	..	8	8
VIII	Illicit transport of liquor	3	3	..	..	..	..	9	9	..	..
IX	Unlicensed sale of liquor	..	..	2	2	4	6	..	..	1	1
X	Unlicensed possession of liquor	217	222	121	126	119	127	91	98	31	34
XIV	Illicit cultivation of hemp plant	..	..	..	..	..	..	5	5	1	1
XV	Smuggling of intoxicating drugs	2	2	1	1	..	..	..	..	..	..
XV-A	Smuggling of intoxicating drugs from Mysore.	..	..	1	1	3	3	..	..	..	..
XVI	Illicit transport of intoxicating drugs	..	..	..	..	..	..	..	..	..	..
XVII	Unlicensed sale of intoxicating drugs	3	3	..	..	..	..	..	..	..	..
XVIII	Unlicensed possession of intoxicating drugs	227	233	221	223	114	117	138	152	50	52
XIX	Miscellaneous	857	857	559	559	1,385	1,388	1,327	1,329	263	263
XIX-A	Attempting to render or rendering denatured spirit fit for human consumption or possession of denatured spirit rendered potable	..	..	..	..	..	..	..	..	..	..
XX	Smuggling of opium	..	..	..	..	..	..	..	..	..	..
XXI	Transport of opium	1	1	..	..	..	..	..	..	..	..
XXII	Unlicensed possession of opium	57	60	78	79	35	41	35	36	17	18
XXIII	Unlicensed sale of opium	2	2	3	3	..	..	..	..	..	..
XXIV	Dangerous Drugs Act cases	85	88	22	23	17	17	24	26	..	..
	Total	1,612	1,644	1,034	1,048	2,356	2,463	3,629	3,752	927	1,000

45. **EXECUTION OF WARRANTS.**—Two thousand eight hundred and ninety-five warrants were pending execution on the last day of the year as against 3,011 in 1947. Of these, 802 were pending for more than a year.

46. **INSPECTIONS.**—The Inspector-General made tours in the Visakhapatnam, East Godavari, Krishna, Kurnool, Bellary, Chingleput, North Arcot, Mathurai, Ramnad, South Arcot, Coimbatore, Malabar and the Nilgiri districts. He also visited the Central Recruits' School, Coimbatore, and the Police Training School and the Central Recruits' School at Vellore. The inspection tours of the Deputy Inspectors-General were generally adequate.

47. **GENERAL.**—The following are some of the salient features of the year:—

The year was an unusually difficult one for the Police. Sporadic communal disturbances following the assassination of Mahatmaji, large scale labour unrest resulting in strikes and lock-outs, widespread Kisan agitation in the delta areas of both Tamil Nad and Andhra Desa, Communist menace which reached particularly dangerous proportions in Malabar and the Northern Circars, the unlawful activities of such political parties as the Rashtriya Swayam Sevak Sangh and Dravida Kazhagam, the political situation in Hyderabad which had very serious repercussions on the bordering districts of the Province, visits of such high personages as His Excellency the Governor-General of India and the Hon'ble the Prime Minister the increase in the volume of crime—all these threw unprecedented strain on the Force, which, however, stood up to its tasks well and handled all situations with tact, vigour and firmness.

The part played by the Malabar Special Police, Special Armed Police, District Armed Reserves and a large number of other Gazetted and Non-Gazetted Officers of the department in connexion with the Hyderabad troubles is now too well known to need recapitulation. They gave a very good account of themselves prior to the "Police Action" in protecting our borders against raids by armed bands of Razakars and Communists from Hyderabad and also acquitted themselves most creditably during the "Police Action." On the Hospet front, the companies of the Malabar Special Police and Special Armed Police had even to fight the Hyderabad Army side by side with the Mysore Lancers and, in doing so, they brought credit both to themselves and to the Force. Constable No. 924, I. V. Appunni Nair of the Malabar Special Police died in this action and Jamadar Pasupuleti Thirupaliah was grievously wounded in the left thigh with a heavy calibre rifle bullet. Those wounded on the other fronts include two men of the Malabar Special Police and seven of the Special Armed Police. Military officers have testified to the indomitable courage and unflinching devotion to duty displayed by our men on all fronts during the "Police Action." They have, by their courage, patriotism and devotion to duty, written a glorious page in the history of the Madras Police.

Nine District Superintendents, one of whom is acting as Deputy Inspector-General, 16 Deputy Superintendents, 33 Inspectors, 80 Sub-Inspectors, and 16 companies of the Special Armed Police from this Province are now on duty in Hyderabad.

Nine companies of the Malabar Special Police and the Special Armed Police had to continue to be on duty in the Krishna district even after the "Police Action" to guard our borders against attacks by Communists from the districts of Nalgonda and Warangal, and they have achieved creditable results in this sphere, too.

New subdivisions were formed at Eluru in the West Godavari district, at Gudivada in the Krishna district and at Mathurai and Vijayawada in the Railway Police, Tiruchirappalli and Madras districts, respectively.

The minimum general educational qualification for appointment as Sub-Inspectors was raised.

Tamil and Telugu correspondence was introduced as an experimental measure, in the districts of Tiruchirappalli and East Godavari respectively.

The holding of "Range Conferences" annually at the Headquarters of each Police Range with Inter-District and Range sports competitions was revived.

Satisfactory relations were maintained with the Military Forces.

The mobility of the Armed Police Forces was increased by the supply of jeeps.

I must, I consider, revert, before I conclude, to the problem relating to the housing of the Force which has become very acute. The Government have turned down all building schemes submitted by my predecessor. It is, however, essential to construct quarters for all officers and men, especially of the Armed Reserves, Malabar Special Police and the Special Armed Police Units, according to a programme, within the shortest possible time, in order to ensure efficiency, discipline and contentment.

The economic distress and food crisis continued throughout the year and the Police co-operated well with the Revenue authorities in procurement work and in the prevention of smuggling.

I am glad to say that the Police Force, in spite of many handicaps, has discharged its duties most bravely, loyally and efficiently and has earned the warm appreciation of the Central and Provincial Governments and the public.

The Force is quickly adjusting itself to changed political conditions. The Police exist only for the protection and well-being of the public. The Police cannot function efficiently without the co-operation and assistance of the public. It is, therefore, essential in public interests that both the officers of the department and the leaders of public in the Province should pull their weights together in a determined effort to foster a spirit of goodwill and understanding between the Police and the people.

48. **PROGRAMME OF WORK.**—The following is the programme of work for the coming year:—

(1) Efforts will be made to reduce the volume of crime and improve detection.

(2) Steps will be taken to notify those who come within the definition of "Habitual Offenders" under the Madras Restriction of Habitual Offenders Act, 1948.

(3) To further improve the relationship between the Police and the public.

(4) Co-operation of the Magistracy will be sought for reducing the pendency of cases in courts as much as possible.

(5) The opening of new Police stations will be proposed wherever found necessary.

(6) Traffic conditions in towns will be improved and propaganda for developing road sense intensified.

(7) A List of "black" areas in districts will be compiled and efforts taken to tackle and control crime under the Madras Prohibition Act.

(8) As Rescue Homes and Shelters have been opened, endeavours will be taken to enforce the Suppression of Immoral Traffic Act more rigorously.

(9) The Madras City Police Act will be extended wherever necessary.

(10) Steps will be taken to extend and improve the existing Police Wireless System and to secure better accommodation for housing the Madras Central Radio Signal School, stores and office and for the headquarters staff.

(11) The question of having Special Assistant Public Prosecutors appointed for conducting solely Railway Police cases to avoid delay in the disposal of cases and to throw less strain on the Railway Police Sub-Inspectors is under consideration.

(12) Proposals for the expansion of the City Police Force and for the appointment of an additional Assistant Commissioner of Police for Crime to cope with the increased crime will be examined.

J. DEVASAHAYAM,
Inspector-General of Police.

MADRAS,
16th May 1949.

APPENDIX A.

STATEMENT A.

RETURN OF COGNIZABLE CRIME FOR THE YEAR 1948.

PART I.—Return of cases.

Serial number. (1)	Law. (2) Sections of Indian Penal Code.	Offence. (3)	Number pending from previous year. (4)	Number reported in the year. (5)	Number in which investigation was refused. (6)	Number remaining for investigation [columns (4)+(5)—(6)]. (7)	Number proved or declared false. (8)	Number due to mistake of law or fact or declared non-cognizable. (9)	Number pending at end of year. (10)	True cases. Convicted. (11)	True cases. Discharged or acquitted. (12)	True cases. Not detected or apprehended. (13)	True cases. Total true cases [columns (8)+(11)+(12)+(13)]. (14)	Total magistrates' true cases. (15)	Total magistrates' cases ending in conviction. (16)	Grand total of true cases [columns (14)+(15)]. (17)
1	115, 117, 118 and 119	Abetment of cognizable offence	18	15	1	32	2	1	13	9	5	2	17	..	..	17
	120-B (1)	Cognizable criminal conspiracy	1	11	..	12	..	1	10	..	..	1	1	13	9	14
		Class I.—*Offences against the State, public tranquillity, safety and justice.*														
2	131 to 136 and 138	Offences relating to the army and navy	..	..	..	..	..	..	..	..	..	..	..	..	..	..
3	231 to 254	Offences relating to coin	7	26	..	33	..	2	11	13	6	1	20	3	2	23
4	255 to 263-A	Offences relating to stamps	..	2	..	2	..	..	1	..	—	1	1	..	..	1
5	467 and 471	Offences relating to Government promissory notes	10	51	..	61	..	..	44	9	3	5	17	13	3	30
6	489-A to 489-D	Offences relating to currency notes and bank notes	8	19	..	27	..	6	5	7	2	5	14	1	..	15
7	212, 216 and 216-A	Harbouring an offender	11	18	..	29	..	3	7	10	6	1	17	2	..	19
8	213, 215, 224, 225, 225-B and 226.	Other offences against public justice	178	438	2	614	5	27	260	238	46	19	305	58	38	363
9	143 to 153 and 157 to 159	Rioting or unlawful assembly	1,239	3,184	53	4,370	99	705	1,477	534	742	479	1,808	484	132	2,292
10	140, 170 and 171	Personating public servant or soldier	22	67	1	88	..	3	25	41	15	4	61	28	9	89
10A	295 to 297	Offences against religion	6	10	..	16	..	3	4	5	1	3	9	6	2	15
		Total	1,481	3,815	56	5,240	104	749	1,834	857	821	518	2,252	595	186	2,847
		Class II.—*Serious offences against the person.*														
11	302 and 303	Murder	637	1,295	1	1,931	14	85	695	460	377	225	1,063	35	20	1,098
12	307	Attempts at murder	120	223	1	342	12	25	123	83	57	28	169	11	3	180
13	304 and 308	Culpable homicide	58	121	..	179	1	15	49	72	30	9	111	13	8	124
14	376	Rape by a person other than the husband	23	82	1	104	7	5	22	25	26	18	70	2	..	72
15	377	Unnatural offence	4	9	..	13	..	3	2	3	3	2	8	2	..	10
16	317 and 318	Exposure of infants or concealment of birth	14	111	..	125	3	25	17	16	8	53	77	..	..	77
17	305, 306 and 309	Attempt at and abetment of suicide	67	347	1	413	2	61	78	168	35	44	248	23	14	271
18	325, 326, 329, 331, 333 and 335.	Grievous hurt	710	1,991	24	2,677	21	363	731	575	510	277	1,386	444	128	1,830
19	328	Administering stupefying drugs to cause hurt	11	42	..	53	2	11	15	6	3	15	24	..	..	24
20	324, 327 and 330	Hurt	1,046	3,595	138	4,503	76	797	1,048	702	779	695	2,314	761	232	3,075
21	363 to 369 and 371 to 373	Kidnapping or abduction, selling, etc., for prostitution and dealing in slaves.	81	258	8	331	12	108	183	36	38	41	123	71	26	194
22	346 to 348	Wrongful confinement and restraint in secret or for purpose of extortion.	4	20	..	24	5	4	4	2	3	5	10	16	3	26
22A	332 and 353	Hurt and assault to deter a public servant from duty.	401	747	8	1,140	28	126	385	298	196	79	581	142	49	723
23	354, 356 and 357	Criminal force to women, or in an attempt to commit theft or to confine wrongfully.	52	198	4	246	16	24	72	44	68	17	133	124	32	257
24	304-A and 338	Rash or negligent act causing death or grievous hurt.	224	750	1	973	3	171	286	252	162	65	480	30	15	510
		Total	3,452	9,789	187	13,054	202	1,823	3,610	2,742	2,295	1,573	6,797	1,674	530	8,471
		Class III.—*Serious offences against person and property or against property only.*														
25	395 to 399 and 402	Dacoity and preparation and assembly for dacoity	139	436	2	567	44	33	201	46	74	165	287	27	2	314
26	392 to 394, 397 and 398	Robbery	212	833	16	1,029	123	50	272	205	124	240	585	95	13	680
27	270, 281, 282, 430 to 433 and 435 to 440.	Serious mischief and cognate offences	192	2,476	72	2,596	61	205	225	69	158	1,866	2,165	112	38	2,277
28	428 and 429	Mischief by killing, poisoning or maiming any animal.	84	360	7	437	9	91	96	56	66	110	239	43	13	282
29	449 to 452, 454, 455 and 457 to 460.	Lurking house-trespass or house-breaking with intent to commit an offence, or having made preparation for hurt and house-trespass with a view to commit an offence or having made preparation for hurt.	2,738	13,696	224	16,210	725	386	3,351	4,047	794	6,829	11,894	469	264	12,363
		Attempt	59	369	4	424	9	19	87	81	27	201	313	..	..	313
30	311, 400 and 401	Belonging to gangs of thugs, dacoits, robbers and thieves.	6	8	..	14	..	..	6	5	2	1	8	2	..	10
		Total	3,430	18,172	325	21,277	971	784	4,238	4,509	1,245	9,412	15,491	748	330	16,239
		Class IV.—*Minor offences against the person.*														
31	341 to 344	Wrongful restraint and confinement	116	398	23	491	19	101	128	72	88	61	244	142	22	386
32	336 and 337	Rash act causing hurt or endangering life	188	713	2	899	6	252	176	253	77	78	410	19	11	429
		Total	304	1,111	25	1,390	25	353	304	325	165	139	654	161	33	815
		Class V.—*Minor offences against property.*														
33	379 to 382	Theft of cattle	1,285	6,888	75	8,098	167	1,057	1,421	2,505	550	2,362	5,492	125	94	5,617
		Theft ordinary	5,209	35,509	4,735	35,983	1,107	2,504	5,559	12,426	1,800	12,416	31,377	4,618	2,363	35,995
		Attempt	14	75	2	87	1	10	11	37	10	17	66	..	..	66
34	406 to 409	Criminal breach of trust	1,043	2,572	53	3,562	39	447	1,371	952	261	389	1,655	611	214	2,266
35	411 to 414	Receiving stolen property	71	154	1	224	1	4	72	97	36	3	137	94	64	231
36	419 and 420	Cheating	498	1,207	15	1,690	11	162	585	449	118	275	857	273	86	1,130
37	447, 448, 453 and 456	Criminal or house-trespass and lurking house-trespass or house-breaking.	185	632	31	786	17	208	206	136	128	53	348	758	168	1,106
38	461 and 462	Breaking closed receptacle	5	31	3	33	2	1	5	4	1	20	28	1	..	29
		Total	8,310	47,068	4,915	50,463	1,345	4,393	9,230	16,606	2,904	15,535	39,960	6,480	2,989	46,440
		Grand total	* 16,996	79,981	5,509	91,468	2,649	8,104	19,239	25,048	7,435	27,180	65,172	9,671	4,077	74,843

* The variation from the corresponding figures for the year 1947 is due to the alterations noted and explained in the district returns for 1948.
This statement includes the figures of the Pudukkottai and Banganapalle States.

STATEMENT A—*cont.*

RETURN OF COGNIZABLE CRIME FOR THE YEAR 1948—*cont.*

PART II.—Return of persons concerned in cases.

Serial number. (1)	Sections of Indian Penal Code. (2)	(3)	Persons in custody pending trial or investigation or on bail under section 17, Criminal Procedure Code, at beginning of year as concerned in cases reported to, or in cases taken up by the police. (4)	Arrested by the police during the year. (5)	Released under section 169, Criminal Procedure Code. (6)	Released by magistrate's order before trial. (7)	Number of persons tried. (8)	Number convicted. (9)	Number acquitted or discharged. (10)	Number of persons evading arrest at close of year. (11)	Number in custody pending trial or investigation or on bail at end of year. (12)	Persons concerned in magistrates' cases. Number arrested. (13)	Number convicted. (14)	Number acquitted or discharged. (15)
1	115, 117, 118 and 119 ..	Abetment of cognizable offence	2	13	..	2	14	9	5	3	6	..	..	..
	120-B (1)	Cognizable criminal conspiracy	..	15	..	3	..	..	..	..	12	3	14	6
		Class I.—*Offences against the State, public tranquillity, safety and justice.*												
2	131 to 136 and 138 ..	Offences relating to the army and navy	..	..	..	..	..	..	..	..	..	..	..	..
3	231 to 254	Offences relating to coin	2	35	..	2	27	18	9	2	14	11	2	9
4	255 to 263-A	Offences relating to stamps	..	3	..	..	..	..	..	..	3	..	..	..
5	467 and 471	Offences relating to Government promissory notes.	3	22	..	4	13	9	4	..	11	5	3	6
6	489-A to 489-D	Offences relating to currency notes and bank notes.	11	8	1	..	15	13	2	..	5	..	..	1
7	212, 216 and 216-A ..	Harbouring an offender	..	17	..	3	16	10	6	..	3	2	..	2
8	213, 215, 224, 225, 225-B and 226.	Other offences against public justice	70	389	4	11	348	280	68	8	112	27	39	10
9	143 to 153, 157, 158 and 159.	Rioting or unlawful assembly	2,008	9,532	691	1,309	7,159	2,941	4,218	161	4,226	1,581	606	2,082
10	140, 170 and 171	Personating public servant or soldier	11	65	1	5	60	41	19	3	15	10	15	60
10A	295, 296 and 297	Offences against religion	.	6	..	..	6	5	1	..	2	19	10	22
		Total ..	2,105	10,077	697	1,334	7,644	3,317	4,327	174	4,391	1,655	675	2,192
		Class II.—*Serious offences against the person.*												
11	302 and 303	Murder	560	2,265	39	243	2,016	806	1,210	107	779	69	44	17
12	307	Attempts at murder	76	384	1	89	217	117	100	16	203	9	6	14
13	304 and 308	Culpable homicide	25	115	..	6	113	75	38	2	28	14	9	7
14	376	Rape by a person other than the husband ..	5	63	..	2	68	32	36	..	7	1	..	1
15	377	Unnatural offence	5	4	..	..	11	4	7	1	..	5	..	11
16	317 and 318	Exposure of infants or concealment of birth ..	2	26	2	..	24	16	8	..	6	..	..	..
17	305, 306 and 309	Attempts at and abetment of suicide	28	198	11	5	206	168	38	2	30	18	15	7
18	325, 326, 329, 331, 333 and 335.	Grievous hurt	330	1,802	54	253	1,690	792	898	24	560	429	222	759
19	328	Administering stupefying drugs to cause hurt ..	5	14	3	2	10	6	4	1	7	..	..	..
20	324, 327 and 330	Hurt	563	2,292	150	247	2,240	899	1,340	21	881	628	324	922
21	363 to 369 and 371 to 373.	Kidnapping or abduction, selling, etc., for prostitution and dealing in slaves.	57	170	3	55	108	50	58	6	93	90	38	97
22	346 to 348	Wrongful confinement and restraint in secret or for purpose of extortion.	1	3	..	..	16	2	14	..	..	32	18	20
22A	332 and 353	Hurt and assault to deter a public servant from duty.	167	792	39	70	713	384	329	8	323	138	73	167
23	354, 356 and 357	Criminal force to women, or in an attempt to commit theft or to confine wrongfully.	6	128	4	14	133	52	81	1	24	95	35	157
24	304-A and 338	Rash or negligent act causing death or grievous hurt.	94	424	16	19	426	256	170	2	130	26	18	16
		Total ..	1,924	8,590	322	1,005	7,991	3,660	4,331	191	3,071	1,554	802	2,195
		Class III.—*Serious offences against person and property, or against property only.*												
25	395, 396, 397, 398, 399 and 402.	Dacoity and preparation and assembly for dacoity.	223	1,198	38	166	654	269	385	69	665	76	9	144
26	392, 393, 394, 397 and 398.	Robbery	164	642	10	36	609	347	262	16	215	100	26	224
27	270, 281, 282, 430 to 433 and 435 to 440.	Serious mischief and cognate offences	41	356	54	63	311	82	229	1	80	65	70	199
28	428 and 429	Mischief by killing, poisoning, or maiming any animal.	34	172	10	24	168	68	100	1	47	42	18	69
29	449 to 452, 454, 455 and 457 to 460.	Lurking house-trespass or house-breaking with intent to commit an offence, or having made preparation for hurt and house-trespass with a view to commit an offence or having made preparation for hurt.	1,020	7,203	105	509	6,386	5,015	1,371	49	1,725	391	348	286
		Attempt ..	17	119	8	..	111	87	24	1	35	..	..	..
30	311,400 and 401	Belonging to gangs of thugs, dacoits, robbers and thieves.	15	50	..	..	40	24	16	3	30	10	..	10
		Total ..	1,514	9,740	225	798	8,279	5,892	2,387	140	2,797	684	471	932
		Class IV.—*Minor offences against the person.*												
31	341 to 344	Wrongful restraint and confinement	50	338	33	33	324	178	146	1	95	204	41	334
32	336 and 337	Rash act causing hurt or endangering life	51	364	25	11	366	273	93	2	74	22	17	6
		Total ..	101	702	58	44	690	451	239	3	169	226	58	340
		Class V.—*Minor offences against property.*												
33	379 to 382	Theft of cattle	617	4,043	76	217	3,784	2,933	851	96	957	124	140	49
		Theft of ordinary	2,295	17,556	460	869	16,576	13,703	2,873	143	3,451	4,810	2,999	3,726
		Attempt ..	2	54	..	8	51	40	11	..	3	..	..	..
34	406 to 409	Criminal breach of trust	208	1,399	20	101	1,262	970	292	92	408	345	269	400
35	411 to 414	Receiving stolen property	20	135	1	4	163	118	45	2	28	59	86	21
36	419 and 420	Cheating	119	691	23	53	635	507	128	36	210	190	99	221
37	447, 448, 453 and 456 ..	Criminal or house-trespass and lurking house-trespass or house-breaking.	75	517	18	34	587	211	376	3	170	1,052	330	1,446
38	461 and 462	Breaking closed receptacle	4	..	..	..	10	5	5	..	..	1	..	1
		Total ..	3,340	24,595	598	1,286	23,068	18,487	4,581	372	5,227	6,581	3,923	5,864
		Grand total ..	* 8,986	53,532	1,900	4,472	47,686	31,816	15,870	883	15,673	10,703	5,943	11,529

* The variation from the corresponding figure for the year 1947 is due to the alterations noted and explained in the district returns for 1948.

This statement includes the figures of the Pudukkottai and Banganapalle States.

STATEMENT AA.

RETURN OF COGNIZABLE CRIME FOR THE YEAR 1948.

PART I.—Return of cases.

Serial number.	Law.	Offence.	Number from previous year.	Number reported in the year.	Number in which investigation refused.	Number remaining for investigation (columns (4) + (6)—(5)).	Number proved or declared to be false.	Number due to mistake of law or fact or declared non-cognizable.	Number pending at end of year.	True cases. Convicted.	True cases. Discharged or acquitted.	True cases. Not detected or apprehended.	True cases. Total true cases (columns (6)++ (11) + (12) (13)).	Magistrates' Total true cases.	Magistrates' Total cases ending in conviction.	Grand total of cases true (14) + (15)).
(1)	(2)	(3)	(4)	(5)	(6)	(7)	(8)	(9)	(10)	(11)	(12)	(13)	(14)	(15)	(16)	(17)
1	269, 277, 279, 280, 283, 285, 286, 289 and 291 to 294 and nuisances punishable under Acts III of 1888 and III of 1889 and other local laws.	Public and local nuisances	24,354	260,308	..	284,662	..	148	27,233	252,030	2,744	128	254,902	8,154	7,645	263,056
2	Offences under special and local laws declared to be cognizable *		25,335	183,580	28	208,887	29	1,098	26,534	173,854	3,814	662	178,358	44,339	42,890	222,697
3	Offences under The Madras Restriction of Habitual Offenders Act †		159	32	..	191	..	2	28	31	4	1	36	71	8	107
		Total ..	‡ 49,848	443,920	28	493,740	29	1,248	53,795	425,915	6,562	791	433,296	52,564	50,543	485,860

* These cases are not all strictly cognizable under Section 4 (*f*) of the Criminal Procedure Code, but include those in which police officers above the rank of constable have power to arrest of their own motion.

† These cases are not all cognizable under Section 4 (*f*) of the Criminal Procedure Code, but they are shown in this statement for the sake of convenience.

‡ The variation from the corresponding figure for the year 1947 is due to the alterations noted and explained in the district returns for 1948.

This statement includes the figures of the Pudukkottai and Banganapalle States.

PART II.—Return of persons concerned in cases.

Serial number.	Law.	Offence.	Persons in custody pending trial or investigation or on bail under section 170, Criminal Procedure Code, at beginning of year as concerned in cases reported to, or in cases taken up by the police.	Arrested by the police during the year.	Released under Section 169, Criminal Procedure Code.	Released by magistrate's order before trial.	Number of persons tried.	Number convicted.	Number acquitted or discharged.	Number of persons evading arrest at close of year.	Number in custody pending trial or investigation or on bail at the end of year.	Persons concerned in magistrates' cases. Number arrested.	Persons concerned in magistrates' cases. Number convicted.	Persons concerned in magistrates' cases. Number acquitted or discharged.
(1)	(2)	(3)	(4)	(5)	(6)	(7)	(8)	(9)	(10)	(11)	(12)	(13)	(14)	(15)
1	269, 277, 279, 280, 283, 285, 286, 289, 291 to 294 and nuisances punishable under Acts III of 1888 and III of 1889 and other local laws.	Public and local nuisances	5,929	184,150	793	2,013	256,222	252,407	3,815	3	9,624	3,372	7,661	232
2	Offences under special and local laws declared to be cognizable		7,013	127,009	502	980	179,570	175,668	3,902	164	8,603	7,080	43,465	1,031
3	Offences under The Madras Restriction of Habitual Offenders Act ..		29	27	3	..	38	34	4	..	16	11	8	62
		Total ..	* 12,971	311,186	1,298	2,993	435,830	428,109	7,721	167	18,243	10,463	51,134	1,325

* The variation from the corresponding figure for the year 1947 is due to the alterations noted and explained in the district returns for 1948.

This statement includes the figures of the Pudukkottai and Banganapalle States.

APPENDIX A.

STATEMENTS D AND E.

STATEMENT D.

Return showing sanctioned strength and cost of Police for 1948.

Ranges.	Districts.	Number of Inspector-General and Deputy Inspectors-General.	Number of District Superintendents.	Number of Assistant District Superintendents.	Number of Deputy Superintendents.	Number of Inspectors.	Number of Sub-Inspectors.	Number of Sergeants-Major and Sergeants.	Number of head constables including Jamadars.			Number of constables.			
									Foot.	Water.	Mounted.	Foot.	Water.	Mounted.	Total.
(1)	(2)	(3)	(4)	(5)	(6)	(7)	(8)	(9)	(10)	(11)	(12)	(13)	(14)	(15)	(16)
	Chief Office	1	1	..	..	..	..	1	..	..	..	..	..	..	3
	Madras City	1	3	..	..	22	110	55	310	27	4	2,148	143	19	2,842
Northern Range	Deputy Inspector-General	1	..	..	..	..	..	..	..	..	..	..	..	..	1
	Visakhapatnam, North	..	..	..	..	6	38	6	86	..	..	754	..	..	890
	Visakhapatnam, South	..	1	..	..	4	32	9	102	..	..	752	..	..	910
	East Godavari	..	1	..	..	9	54	10	140	..	..	1,206	..	..	1,420
	West Godavari	..	1	..	..	5	30	6	81	..	..	674	..	..	797
	Krishna	..	1	..	..	6	40	11	124	..	..	989	..	..	1,171
	Guntur	..	1	..	..	9	52	9	134	..	..	1,194	..	..	1,399
	Nellore	..	1	..	..	9	56	6	134	..	..	1,049	..	..	1,255
	Total ..	1	6	..	..	48	302	57	801	..	..	6,628	..	..	7,843
Central Range	Deputy Inspector-General	1	..	..	..	..	..	..	..	..	..	..	..	..	1
	Kurnool	..	1	..	..	8	52	6	108	..	..	1,027	..	..	1,202
	Bellary	..	1	..	..	8	45	6	111	..	..	840	..	..	1,011
	Anantapur	..	1	..	..	8	51	7	106	..	..	938	..	..	1,111
	Cuddapah	..	1	..	..	7	46	7	104	..	..	914	..	..	1,079
	Chittoor	..	1	..	..	7	47	8	137	..	..	1,129	..	..	1,329
	Chingleput	..	1	..	..	7	55	8	136	..	..	939	..	..	1,146
	North Arcot	..	1	..	..	8	55	9	156	..	..	1,206	..	..	1,435
	Total ..	1	7	..	..	53	351	51	858	..	..	6,993	..	..	8,314
Western Range	Deputy Inspector-General	1	..	..	..	..	..	..	..	..	..	..	..	..	1
	Salem	..	1	..	..	10	66	8	150	..	..	1,087	..	..	1,322
	Coimbatore	..	1	..	..	11	62	10	191	..	..	1,420	..	..	1,695
	The Nilgiris	..	1	..	..	3	15	2	44	..	..	288	..	..	353
	Malabar	..	1	..	..	12	74	11	195	..	..	1,575	..	..	1,868
	South Kanara	..	1	..	..	5	29	5	77	..	..	542	..	..	659
	Tiruchirappalli	..	1	..	..	8	57	11	157	..	..	1,213	..	..	1,447
	Total ..	1	6	..	..	49	303	47	814	..	..	6,125	..	..	7,345
Southern Range ..	Deputy Inspector-General	1	..	..	..	..	..	..	..	..	..	..	..	..	1
	South Arcot	..	1	..	..	7	52	7	148	..	..	1,044	..	..	1,259
	Tanjore	..	1	..	..	10	62	7	163	..	..	1,259	..	..	1,502
	Mathurai, North	..	1	..	..	5	37	11	122	..	..	968	..	..	1,114
	Mathurai, South	..	..	..	..	4	26	..	45	..	..	462	..	..	537
	Ramnad	..	1	..	..	8	53	12	180	..	..	1,410	..	..	1,744
	Tirunelveli	..	1	..	..	10	63	8	187	..	..	1,594	..	..	1,863
	Total ..	1	5	..	..	44	293	45	845	..	..	6,817	..	..	8,050
Railways and Criminal Investigation Department.	Deputy Inspector-General	1	..	..	..	..	..	..	..	..	..	..	..	..	1
	Railway Police, Madras— M. & S.M. Railway .. .. .. Bengal-Nagpur Railway .. .. .. Nizam's State Railway	..	1	..	..	4	29	5	91	..	..	725	..	..	855
	Railway Police, Tiruchirappalli—South Indian Railway.	..	1	..	..	5	28	4	82	..	..	860	..	..	980
	Total ..	1	2	..	..	9	57	9	173	..	..	1,585	..	..	1,836
	Criminal Investigation Department	..	1	..	..	13	23	1	20	..	..	14	..	..	72
Training Schools	Provincial Police Training School, Vellore, and Shorthand Bureau.	..	1	..	..	10	37	4	13	..	..	13	..	..	78
	Central Recruits' School, Vellore	..	..	..	..	1	6	2	6	..	..	2	..	..	17
	Central Recruits' School, Anantapur ..	..	..	..	..	1	6	2	6	..	..	2	..	..	17
	Total ..	..	1	..	..	12	49	8	25	..	..	17	..	..	112
	Grand total ..	7	* 33	32	42	250	1,488	(a) 284	3,846	27	4	30,327	143	19	36,502
	Temporary Additional Forces	..	6	..	65	95	501	34	1,767	..	..	7,132	..	..	9,600

NOTE.—(1) This statement does not include the strengths, permanent and temporary, sanctioned for the Malabar Special Police and Special Armed Police Units sanctioned in G.O. Ms. No. 4112, Home, dated 7th November 1947 and G.O. Ms. No. 1387, Home, dated 14th April 1948 and those of Pudukkottai and Banganapalle States.

(2) The sanctioned strength of the Central Recruits' Schools, Co[illegible]m and Tiruchirappalli has not been shown in this statement, as it has been treated as temporary addition to the permanent strength—vide G.O. No. 558, Public (Police), dated 30th October 1935.

* Includes one District Superintendent of Police for deputation re[illegible]ve.

(a) Includes 10 Sergeants of the undistributed reserve.

STATEMENT D—*concluded.*

Return showing sanctioned strength and cost of Police for 1948—*concluded.*

Ranges.	Districts.	Total cost of Force. (17)	Area of district in square miles. (18)	Population of district. (19)	Number of police stations. (20)	Number of outposts. (21)	Proportion of police. To area. (22)	Proportion of police. To population. (23)	Total amount of cognizable crime investigated. (24)	Proportion of cognizable crime investigated to the Police Force. (25)
	Chief Office	..	..	..	..	..	..	..	..	..
	Madras City	..	50	1,400,000	26	3	0·02	489	127,411	45
Northern Range	Deputy Inspector-General	..	..	..	..	..	..	..	..	..
	Visakhapatnam, North	..	..	..	31	2	5·1	2,137	8,676	10
	Visakhapatnam, South	..	9,107	3,845,944	23	1			9,641	11
	East Godavari	..	5,779	2,076,840	40	2	4·1	1,463	17,646	13
	West Godavari	..	2,977	1,465,111	22	2	3·7	1,838	9,212	12
	Krishna	..	3,469	1,444,294	29	2	3·0	1,233	12,351	11
	Guntur	..	5,795	2,277,283	47	7	4·1	1,628	17,887	13
	Nellore	..	7,942	1,617,026	45	4	6·3	1,288	11,646	9
	Total ..	..	35,069	12,726,498	237	20	4·5	1,623	87,069	11
Central Range	Deputy Inspector-General	..	..	..	..	..	..	..	..	..
	Kurnool	..	7,634	1,146,250	42	8	6·4	954	8,232	7
	Bellary	..	5,714	1,051,235	37	12	5·7	1,040	4,623	5
	Anantapur	..	6,734	1,171,419	40	7	6·1	1,054	6,057	6
	Cuddapah	..	5,923	1,056,507	37	8	5·5	979	12,319	11
	Chittoor	..	5,951	1,632,395	38	19	4·5	1,228	9,215	7
	Chingleput	..	3,054	1,201,436	36	9	2·7	1,048	10,894	10
	North Arcot	..	4,671	2,577,540	43	14	3·3	1,196	18,677	13
	Total ..	..	39,681	9,836,782	273	77	2·7	1,471	70,017	13
Western Range	Deputy Inspector-General	..	..	..	..	..	..	..	..	..
	Salem	..	7,073	2,869,226	48	12	5·4	2,170	22,388	17
	Coimbatore	..	7,121	2,809,648	44	23	4·2	1,658	30,303	18
	The Nilgiris	..	989	209,709	7	5	2·8	594	3,228	9
	Malabar	..	5,790	3,929,425	53	18	3·1	2,104	26,083	14
	South Kanara	..	4,045	1,523,516	20	6	6·1	2,312	3,302	5
	Tiruchirappalli	..	4,329	2,194,091	37	12	3·1	1,516	19,838	14
	Total ..	..	29,347	13,535,615	209	76	4·0	1,843	105,172	14
Southern Range	Deputy Inspector-General—									
	South Arcot	..	4,205	2,608,753	48	6	3·3	2,072	20,932	17
	Tanjore	..	3,738	2,563,375	43	12	2·5	1,707	10,788	7
	Mathurai, North	..	4,883	2,446,601	24	3	2·9	1,455	33,904	30
	Mathurai, South		..	..	22	6			9,941	19
	Ramnad	..	4,851	1,979,643	39	15	2·8	1,136	12,104	7
	Tirunelveli	..	4,342	2,244,543	47	25	2·3	1,205	14,929	8
	Total ..	..	22,019	11,842,915	223	67	2·7	1,471	102,618	13
Railways and Criminal Investigation department.	Deputy Inspector-General—									
	Railway Police, Madras—									
	M. & S.M. Railway									
	Bengal-Nagpur Railway	..	..	..	22	29	..	..	9,551	11
	Nizam's State Railway									
	Railway Police, Tiruchirappalli—South Indian Railway.	..	..	..	23	22	..	..	19,385	20
	Total ..	..	..	..	45	51	..	..	28,936	16
	Criminal Investigation department	..	..	..	..	..	..	..	..	..
Training Schools	Provincial Police Training School and Shorthand Bureau, Vellore.	..	..	..	..	..	..	..	..	..
	Central Recruits' School, Vellore	..	..	..	..	..	..	..	..	..
	Central Recruits' School, Anantapur ..	..	..	..	..	..	..	..	..	..
	Total ..	..	..	..	..	..	..	..	..	..
	Grand total .	* 630,09,002	126,166	49,341,810	1,013	294	3·5	1,358	521,223	14

* Represents the cost for the year 1948–49 excluding the final accounts for March 1949—Vide letter from the Government of India, Home Department No. 423, dated 10th June 1918 read in G.O. No. 1460, Home (Judicial), dated 19th June 1918.

STATEMENT E.

Return showing equipment, discipline and general internal management of the Force for 1948.

Ranges.	Districts.	Total strength. Sanctioned. Officers.	Total strength. Sanctioned. Men.	Total strength. Actual. Officers.	Total strength. Actual. Men.	Armament of the Force. Number of rifles.	Armament of the Force. Number of smooth bores (476 and 410 muskets).	Armament of the Force. Number of revolvers.	Punishments. Dismissed. Officers.	Punishments. Dismissed. Men.	Punishments. Punished departmentally otherwise than by dismissal. Officers.	Punishments. Punished departmentally otherwise than by dismissal. Men.	Punished judicially by a Magistrate's or Session's court. Under Police Act. Officers.	Under Police Act. Men.	Under sections 330, 331 and 348, Indian Penal Code. Officers.	Under sections 330, 331 and 348, Indian Penal Code. Men.	Under Chapter IX of Indian Penal Code. Officers.	Under Chapter IX of Indian Penal Code. Men.
(1)	(2)	(3)	(4)	(5)	(6)	(7)	(8)	(9)	(10)	(11)	(12)	(13)	(14)	(15)	(16)	(17)	(18)	(19)
	Chief Office	1	..	1	..	3,283	52	113	..	..	..	..	..	..	..	..	..	..
	Madras City	187	2,651	182	2,582	..	1,036	230	..	29	..	58	..	..	..	..	..	..
Northern Range.	Visakhapatnam, North	50	840	45	753	249	295	61	..	5	2	8	..	..	..	..	..	..
	Visakhapatnam, South	45	861	43	809	455	201	60	..	11	1	28	..	..	..	..	..	..
	East Godavari	73	1,346	73	1,137	409	758	91	..	10	1	25	..	..	..	..	..	..
	West Godavari	41	705	40	469	311	521	54	..	12	5	2	..	..	..	..	..	..
	Krishna	57	1,113	57	833	526	1,362	85	..	4	..	7	..	..	..	..	..	..
	Guntur	70	1,328	70	1,216	478	976	91	2	17	4	54	..	..	..	..	..	..
	Nellore	71	1,183	67	1,094	378	583	95	1	9	3	23	..	..	..	..	..	..
	Total	407	7,429	395	6,310	2,807	4,696	537	3	68	16	147	..	..	..	..	..	..
Central Range.	Kurnool	66	1,135	59	1,094	288	1,505	81	..	9	..	13	..	..	..	..	..	..
	Bellary	59	951	57	861	341	1,439	67	..	5	1	11	..	..	..	..	..	..
	Anantapur	66	1,044	60	991	487	799	69	..	1	1	4	..	..	..	..	..	..
	Cuddapah	60	1,018	49	939	555	781	71	..	2	4	14	..	..	..	..	..	..
	Chittoor	62	1,266	46	1,187	185	553	79	..	1	..	3	..	..	..	..	..	..
	Chingleput	70	1,075	70	893	509	940	81	..	11	4	19	..	..	..	..	..	..
	North Arcot	72	1,362	72	1,191	617	965	90	..	12	2	10	..	..	..	..	..	..
	Total	455	7,851	413	7,156	2,982	6,992	538	..	41	12	74	..	..	..	..	..	..
Western Range.	Salem	84	1,237	84	1,237	545	648	96	..	14	1	14	..	..	..	..	..	..
	Coimbatore	83	1,611	83	1,352	539	620	83	1	12	2	41	..	..	..	..	..	..
	The Nilgiris	20	332	17	292	..	150	22	..	..	1	6	..	..	..	..	..	..
	Malabar	97	1,770	85	1,290	995	555	128	..	6	..	16	..	..	..	1	..	..
	South Kanara	39	619	39	555	277	599	46	..	4	..	9	..	..	..	..	..	..
	Tiruchirappalli	76	1,370	64	1,186	672	681	127	..	20	3	37	..	..	..	..	..	..
	Total	399	6,939	372	5,922	3,028	3,253	502	1	56	7	123	..	..	..	1	..	..
Southern Range.	South Arcot	66	1,192	48	981	404	432	99	..	15	1	56	..	1	..	..	..	..
	Tanjore	79	1,422	62	1,091	344	604	77	1	4	4	28	..	..	..	..	1	..
	Mathurai, North	53	1,090	53	916	674	599	101	..	16	2	25	..	..	..	..	..	..
	Mathurai, South	30	507	30	482				..	..	2	12	..	..	..	..	..	..
	Ramnad	78	1,670	66	1,636	971	544	98	..	10	1	30	..	..	..	..	..	..
	Tirunelveli	81	1,781	78	1,692	496	567	85	..	6	3	29	..	..	..	2	..	..
	Total	382	7,662	337	6,798	2,889	2,746	460	1	51	13	180	..	1	..	2	1	..
Rys. and the Cri.Invgn.Dept.	Railway Police, Madras	38	816	35	734	..	114	39	..	4	2	10	..	..	..	..	..	..
	Railway Police, Tiruchirappalli	37	942	32	915	..	144	36	..	7	1	23	..	..	..	..	..	..
	Total	75	1,758	67	1,649	..	258	75	..	11	3	33	..	..	..	..	..	..
	Criminal Investigation Department	37	34	37	34	..	..	81	..	..	..	..	..	..	..	..	..	..
Training Schools.	Provincial Police Training School, Vellore	51	26	44	26	4	180	18	..	..	..	..	..	..	..	..	..	..
	Central Recruits' School, Vellore	9	8	9	8	1	289	2	..	..	..	..	..	..	..	..	..	..
	Central Recruits' School, Anantapur	9	8	9	8	3	198	2	..	..	..	..	..	..	..	..	..	..
	Total	69	42	62	42	8	667	22	..	..	..	..	..	..	..	..	..	..
	Grand total	* 2,022	34,366	1,866	30,493	†14,997	19,730	2,558	5	256	51	615	..	1	..	3	1	..

NOTE.—(1) This statement does not include Assistant District Superintendents or Deputy Superintendents or officers of higher rank nor does it include the officers and men of the Malabar Special Police, and Special Armed Police Units sanctioned in G.O. Ms. No. 4112, Home, dated 7th November 1947 and G.O. Ms. No. 1387, Home, dated 14th April 1948.

(2) Jamadars, head constables, head sowars, sowars and constables are shown as men.

(3) The difference in the actual strength of officers and men between this statement and the strength and armament statement is due to the adoption of revised figures since available.

(4) For purposes of this statement, sub-inspectors of Railway Police, and head constables of the C.I.D. who have been attached to districts, are shown against the Railway Police districts and the C.I.D., respectively, both under the sanctioned and actual strength.

(5) The sanctioned strength of the Central Recruits' Schools, Coimbatore, Vizianagram and Tiruchirappalli is not shown in this statement, as it has now been treated as temporary addition to the permanent strength—Vide G.O. No. 558, Public (Police), dated 30th October 1935.

* Includes an undistributed reserve of 10 sergeants.

† Includes arms supplied to the special and temporary additional forces, but excludes—

(i) 3 Shot guns, 130 Bren guns, 24 D.P. Bren guns, 320 carbine machine sten 9 M.M., 130 rifles Ey. or G.F., 2,520 rifle grenade and hand grenade and 36 Mortars in districts;

(ii) 2,108 rifles, 234 revolvers, 50 Bren guns, 16 D.P. Bren guns, 97 carbine machine sten, 9 M.M., 103 carbine machine Thompson, 199 rifles Ey. or G.F. and 2,110 rifle grenade and hand grenade with the Malabar Special Police;

(iii) 4 rifles, 3 shot guns, 5 revolvers, 445 smooth bore guns and 125 D.P. Muskets in Central Recruits' Schools at Coimbatore, Tiruchirappalli and Vizianagram and 5 shot guns in Police Training School, Vellore; and

(iv) 6,578 rifles, 441 revolvers, 8 Bren guns, 624 carbines machine sten and 104 rifles Ey. or G.F. with the Special Armed Police Units.

STATEMENT E—*concluded.*

Return showing equipment, discipline and general internal management of the Force for 1948—*concluded.*

Ranges.	Districts.	Punishments—*cont.* Punished judicially by a Magistrate or Sessions Court—*cont.* Other offences. Officers. (20)	Men. (21)	Rewards. Rewarded during the year. By promotion. (22)	By khilats, presents or money rewards. (23)	Education. Number of police who can read and write. Officers. (24)	Men. (25)	Number who have left the force during the year. On pension or gratuity. (26)	By resignation without pension or gratuity. (27)	By dismissal. (28)	By discharge otherwise than under columns. (29)	By desertion. (30)	By death. (31)	Percentage on total actual strength of. Admissions into hospital. (32)	Daily average number of men absent from duty on account of sickness. (33)	Deaths. (34)
	Chief Office	..	..	..	..	1	..	..	..	..	..	..	..	..	..	..
	Madras City	..	5	..	1,201	182	2,582	33	32	29	14	13	35	282·0	4·9	1·2
Northern Range.	Visakhapatnam, North	..	..	..	643	45	753	20	2	5	5	5	13	157·6	4·9	1·6
	Visakhapatnam, South	..	1	..	285	43	809	19	3	11	5	7	8	304·1	6·2	0·9
	East Godavari	..	2	..	560	73	1,116	20	3	10	3	4	4	96·8	5·1	0·3
	West Godavari	..	1	..	465	40	463	12	1	12	2	..	1	212·8	8·7	0·2
	Krishna	..	2	..	142	57	812	26	4	4	3	8	7	434·2	5·7	0·8
	Guntur	..	3	..	583	70	1,193	25	8	19	26	14	11	427·8	7·3	0·8
	Nellore	..	..	..	431	67	1,087	30	6	10	39	8	8	132·3	4·7	0·7
	Total	..	9	..	3,109	395	6,233	152	27	71	83	46	52	272·6	5·9	0·8
Central Range.	Kurnool	..	2	..	508	59	1,072	11	4	9	1	6	5	153·9	5·2	0·4
	Bellary	..	3	..	383	57	861	22	3	5	5	6	8	132·0	2·9	0·9
	Anantapur	..	3	..	239	60	990	12	3	1	2	3	9	74·3	2·2	0·9
	Cuddapah	..	3	..	568	49	939	13	1	2	..	3	8	193·9	9·9	0·8
	Chittoor	..	2	..	936	46	1,187	11	4	1	4	2	6	99·0	5·2	0·5
	Chingleput	..	1	..	991	70	892	20	11	11	9	9	10	153·0	3·8	1·0
	North Arcot	..	5	..	591	72	1,171	19	19	12	17	14	15	91·2	2·6	1·2
	Total	..	19	..	4,216	413	7,112	108	45	41	38	43	61	125·9	4·5	0·8
Western Range.	Salem	..	3	..	1,261	84	1,237	29	18	14	27	5	5	100·6	5·5	0·4
	Coimbatore	..	2	..	1,929	83	1,332	20	25	13	4	2	8	64·4	2·7	0·6
	The Nilgiris	..	..	..	219	17	292	2	1	..	1	..	1	53·7	2·8	0·3
	Malabar	..	..	..	1,213	85	1,290	35	30	6	15	4	7	148·0	7·5	0·5
	South Kanara	..	8	..	528	39	555	11	4	4	2	1	6	106·6	5·9	1·0
	Tiruchirappalli	..	3	..	909	64	1,186	39	9	20	20	19	10	64·0	4·7	0·6
	Total	..	16	..	6,059	372	5,922	136	87	57	69	31	37	100·3	5·1	0·6
Southern Range.	South Arcot	..	1	..	411	48	979	28	8	15	1	3	6	80·0	4·2	0·6
	Tanjore	..	6	..	711	62	1,089	15	14	5	21	21	8	146·9	5·0	0·7
	Mathurai, North	..	3	..	1,043	53	916	16	8	16	5	9	4	59·6	3·8	0·4
	Mathurai, South	1	4	..	285	30	482	8	1	..	3	1	1	59·1	2·9	0·2
	Ramnad	..	3	..	1,265	66	1,632	17	15	10	11	4	15	96·4	3·3	0·9
	Tirunelveli	..	4	..	1,556	78	1,692	27	9	6	3	2	14	82·3	4·0	0·8
	Total	1	21	..	5,071	337	6,790	111	55	52	44	40	48	91·0	3·9	0·7
Rly. and the Cr. Invgn. Dept.	Railway Police, Madras	..	..	..	803	35	734	17	4	4	7	2	7	69·2	1·6	0·9
	Railway Police, Tiruchirappalli	..	..	..	392	32	915	27	12	7	7	3	7	72·0	4·4	0·7
	Total	..	..	..	1,195	67	1,649	44	16	11	14	5	14	70·8	3·2	0·8
	Criminal Investigation Department	..	..	..	110	37	34	1	..	..	..	..	..	..	..	..
Training Schools.	Provincial Police Training School, Vellore	..	..	..	..	44	26	1	..	..	..	..	..	..	..	..
	Central Recruits' School, Vellore	..	..	..	..	9	8	..	50	..	74	17	..	..	..	..
	Central Recruits' School, Anantapur	..	..	..	..	9	8	..	9	..	25	46	..	..	..	..
	Total	..	..	..	..	62	42	1	59	..	99	63	..	..	..	..
	Grand total	1	70	..	20,961	1,866	30,364	586	321	261	361	241	247	112·1	3·5	0·6

APPENDIX B.

ADMINISTRATION REPORT OF THE MADRAS CITY POLICE FOR THE YEAR 1948.

PART I.

The Police Force.

1. Personnel.—Sri A. V. Patro, I.P., was in charge till 12th June 1948 forenoon and was succeeded by Sri V. R. Rajaratnam, I.P. whom I relieved on the afternoon of 2 th October 1948.

The officers who held charge of the various departments of the City during the year 1948 were—

Law and Order—

Deputy Commissioner of Police.	Mr. J. R. LeFevre, I.P., was in charge of this department till 2nd November 1948, afternoon and went on leave out of India handing over charge to Sri R. K. Sukumaran, Assistant Commissioner, Northern Range. He held additional charge till 11th December 1948, afternoon when Sri R. M. Mahadevan, I.P., relieved him.
Assistant Commissioner of Police, North Subdivision.	Sri R. K. Sukumaran throughout the year (held additional charge of Deputy Commissioner's post from 23rd November to 11th December 1948.)
Assistant Commissioner of Police, Central Subdivision.	Sri A. Sundaram Pillai from 1st January to 15th June 1948. Sri M. I. Deenadayalu Nayudu from 16th June to 19th August 1948. Sri D. Venkat swaralu from 20th August 1948.
Assistant Commissioner of Police, South Subdivision.	Mr. W. Carlson from 1st January to 1st May 1948. Mr. J. R. LeFevre held additional charge from 2nd to 12th May 1948. Sri G. B. Ramachandra Ayyar from 13th May to 17th December 1948. Sri R. K. Sukumaran held additional charge from 18th to 31st December 1948.
Assistant Commissioner of Police, Armed Reserve.	Mr. A. J. Gover from 1st January to 11th September 1948. Mr. R. Walker from 12th September 1948.

Crime—

Deputy Commissioner of Police.	Sri M. Krishnayya Shetty.
Assistant Commissioner of Police, Crime.	Sri C. V. Arunagiri Mudaliar till 14th June 1948. Sri M. Alwarappan from 15th June to 8th August 1948. Sri K. Kesava Menon from 9th August 1948.
Assistant Commissioner of Police, Intelligence.	Sri T. K. Venkataraman till 4th June 1948. Sri M. Krishnayya Shetty was in additional charge till 15th June 1948. Sri V. Kulandaivelu from 16th June 1948.

Traffic and Licensing—

Deputy Commissioner of Police.	Sri M. Krishnamurthy Nayudu.
Assistant Commissioner of Police, Traffic.	Sri D. M. Arpudaswami Pillai till 8th January 1948. Sri I. M. Sobhanadri Nayudu from 9th January 1948.
Assistant Commissioner of Police, Transport.	Mr. O. J. Bosen.

Hospital—

Medical Officer	Dr. D. V. Rajaiah till 9th September 1948. Dr. T. Titus from 10th September 1948.

2. Jurisdiction.—The present area of the City is about 50 square miles.

3. Strength—Permanent establishment.—The sanctioned and actual strength of the permanent establishment on 31st December 1948 was as follows:—

	Sanctioned strength.	Actual strength.
Inspectors	22	22
Sergeants-Major	5	5
Sergeants	50	41
Sub-Inspectors	110	106
Jamadars	2	2
Head constables	339	324
Naiks, Lance Naiks and Police constables	2,310	2,256
Mounted branch		
Daffadars	1	1
Lance Daffadars	3	3
Sowars	19	19

The sanctioned and actual strength of the temporary establishment on 31s December 1948 was as follows:—

	Sanctioned.	Actual.
Assistant Commissioners	2	2
Inspectors	4	4
Sergeants-Major	1	1
Sub-Inspectors	25	25
Sergeants	7	7
Jamadars	9	9
Head constables	84	84
Constables	272	272

4. Recruitment.—One hundred and five constables were enlisted during the year (Ex-army men, 58; Scheduled Castes, 24, S.S.L.C. holders—4).

5. Casualties.—The following statement shows the casualties for the last three years:—

	1946.	1947.	1948.
Retired	87	51	33
Dismissed	28	24	29
Discharged	17	13	14
Resigned	22	24	32
Died	15	12	35

Police officers killed or injured.

INJURED.

Assistant Commissioner.	Inspector.	Sub-Inspector.	Men.	Remarks.
1	1	2	17	During R.S.S. trouble at D. Division on 12th and 13th December 1948.
..	..	..	9	While discharging duties arresting accused persons, etc.
..	..	1	6	Traffic accidents.
1	1	3	32	Total.

KILLED—*Nil.*

6. Hospital—Health of the Force.—The number of admissions into the hospital was 7,795 during the year under report as against 6,674 in 1947. The daily average of men attending the hospital was 90·25 as against 81·55 in 1947.

There was no epidemic of any kind during the year. The health of the Force continued to be satisfactory. In the interest of health and efficiency of the Force a convalescent service was also maintained and it produced beneficial results.

The common diseases treated were diseases of intestines, respiratory system, bones and joints, nervous system, scabbies, etc.

The periodical biennial medical examination of the members of the Force continued during the year as usual and those who were found to be suffering from eye defects, hernia, hydrocele and other diseases were given special treatment in the City Hospitals.

Police Medical Officer's Department.—The Police Medical Officer as usual examined and treated the members of the Madras Fire Services, Railway Police and the Malabar Special Police, in addition to the City Police.

Invalidation certificate.—One Inspector (by the Medical Board), one Sergeant, one Head constable and two constables were invalided during the year.

Age certificate.—Five hundred and six age certificates were issued under the Madras Children Act of 1920 as against 295 in 1947.

7. Discipline and appeals—Discipline.—The discipline of the Force continued to remain at a high standard.

The following are the figures of punishments:—

Nature.	1946.	1947.	1948.
Blackmarks	466	612	623
Deferred blackmarks	109	199	301
Reductions	27	39	57
Censure	15	32	28
Dismissal or removal	28	37	29

Appeals.—Seventy-seven appeals were disposed of during the year as against 92 of 1947. Punishments were confirmed in 62 cases, modified in 13 cases and cancelled in 2 cases and one is pending consideration at the end of the year.

Judicial punishments.—Five constables were convicted for offences under the Indian Penal Code.

Titles and rewards.—An Indian Police Medal for meritorious service was awarded to Sri G. Balavendraswamy, Inspector of Police, Madras City.

A comparative statement showing the money rewards granted during the last two years is furnished below:—

	1947. Number of persons.	1947. Amount. Rs. A. P.	1948. Number of persons.	1948. Amount. Rs.
Money rewards to police officers.	1,383	6,958 8 0	1,201	10,670
Money rewards to private individuals.	347	1,270 0 0	378	2,074

Ex-gratia. Compassionate Gratuity—

	Number of cases.
(1) Extraordinary Family Pension	Nil.
(2) Compassionate gratuity	18

The details of rankwar police officials granted money rewards during 1948 are given below:—

	1947.	1948.
Inspectors	..	..
Sergeants	8	10
Sub-Inspectors	38	37
Head constables	259	276
Constables	1,078	878

9. General Provident Fund.—The percentage of subscribers was ·3 as against 86·4 in 1947.

New admissions to General Provident Fund in 1948—141.

General Provident Fund subscribers on 31st December 1948—351.

Rankwar details of subscribers are furnished below:—

Rank.	Number eligible to join the fund.	Number of subscribers.	Percentage of subscribers on the number eligible to join the fund.
Inspectors	26	26	100
Sergeants-major	6	5	83·3
Sub-Inspectors	103	92	89·3
Sergeants	50	31	62
Jamadars and head constables.	445	351	79
Constables	2,000	1,819	90·9
Office establishment	63	27	43

10. Co-operative Societies and Polish Fund—Co-operative Stores.—The City Police Officials' Co-operative Society and the Constables' Co-operative Society recorded another year of good work.

Statistics pertaining to the two societies are as under:—

	Officers' Co-operative Society.	Constables' Co-operative Society.
Number of subscribers—	178	1,538
	Rs. A. P.	Rs. A. P.
Share capital	4,260 0 0	39,516 0 0
Reserve fund	630 0 0	7,353 2 0
Deposits with the society	20,348 0 0	51,597 0 0
Loans issued	75,428 0 0	1,82,351 0 0
Dividend declared for the co-operative year.	2 per cent.	6¼ per cent.

Polish Fund.—The Polish Fund has been working satisfactorily. The profits realized for the year amounted to Rs. 1,641–11–10 while the capital at the end of the year was Rs. 2,653–9–2. The Fund has been of immense help to the members of the Force enabling them to procure a number of articles at a reasonable price. A full-time clerk was appointed to be in charge of the Fund during the year.

11. Cost.—The total cost of the City Police Force was Rs. 35,96,382 as against Rs. 30,91,200 in the previous year.

12. Housing the Force.—The Police Officers and men of the City Police permanent establishment still requiring to be housed are shown below:—

	Inspectors.	Sergeants-major.	Sergeants.	Sub-inspectors.	Head constables.	Police constables.	Daffadars.	Lance daffadars.	Sowars.
Total sanctioned strength.	22	5	50	110	339	2,310	1	3	19
Quarters available.	9	5	24	23	218	1,222	..	..	..
Still to be housed.	13	..	26	87	121	1,088	1	3	19

The housing position has in no way eased during the year. Government quarters are available only for about 50 per cent of the sanctioned strength of the force, the remainder having to secure rented accommodation. Further the rent for such private quarters has shown a marked increase and the allowance paid to officers and men is inadequate to get reasonably good quarters. Efforts to augment the number of Government quarters by new buildings have not been successful for various reasons, such as non-availability of sites, failure of Government to sanction the housing scheme, etc. Considerable inconvenience and difficulty are being experienced by the Force. The speeding up of the building programme is of vital necessity for the contentment of the Force.

13. Armed Reserve.—The Armed Reserve continued to provide bandobast duties during strikes and for processions and meetings. The Armed Reserve was reinforced during the period of strikes by three companies of the Malabar Special Police and the platoons of the City Police stationed in districts. Sports were held in Park Fair Grounds on 28th December 1948 and keen competition was witnessed. No. 9 Platoon of the Armed Reserve won the Inter-Platoon Championship Shield with a narrow margin of points from No. 5 Platoon.

The Stevenson Shield competition for 1948 was held for 'A' Company on 11th September 1948 and for 'B' Company on 11th December 1948. Nos. 4 and 2 Platoons of 'A' Company tried for the first place with a score of 10·23 points each. No. 5 Platoon of 'B' Company won the first place with a score of 10·64 points. A constable of the Armed Reserve who returned from the Hockey Team from South Africa also represented as the All-India Goalkeeper for the XIV Olympiad in London.

Malabar Special Police.—Malabar Special Police continued to do duties with the City Armed Reserve and afforded them relief as usual. They have discharged their duties very satisfactorily. There are at present three companies doing duty in the City.

City Police Tear Smoke Squad.—During the year 1948, two batches consisting of one head constable and six police constables each from Platoons of the City Armed Reserve were trained in the use of tear smoke. The City Tear Smoke Squad carried out periodical quarterly classifications on 22nd January, 24th April, 2nd August and 27th November 1948, respectively. The R.S.S. organization carried out a satyagraha movement from 11th to 27th December 1948 and the tear smoke squad remained mobilized for that period. The squad was called into action on 12th and 13th December 1948 against R.S.S. sympathizers at the Triplicane Beach and its environments. Tear smoke was used with good effect. There were no further incidents in 1948 and the City Tear Smoke Squad carried on its normal duties.

14. Mounted Branch.—The strength of the horses at the end of the year was 31.

Stable management.—The stable is being managed efficiently. The Sowar Troops were engaged as usual on bandobast duties at large and important meetings, processions and festivals. Each quarter, horses and stables were inspected by the Veterinary Surgeon who testified to the good up-keep of the horses and stables generally. Riding classes for candidates appointed to the I.R.S.E. on Government Railways were conducted in the City Mounted Branch.

15. Motor transport.—The lorries, as usual, were of immense use for taking parties of men for bandobast and patrol duties, transporting prisoners and urgent bandobast work. The average running cost per mile for each vehicle was Re. 0–8–8. The strength of the motor transport is 66, i.e., 33 lorries, 1 Ambulance, 3 vans, 3 station wagons, 5 Austin cars, 10 jeeps and 11 motor cycles.

16. General licences—

Arms Act.	1947.	1948.
Licences to import arms and military stores (Form II).	51	36
Licences to import arms and military stores (Form III).	..	..
Licences to import arms and military stores by sea (Form VI).	..	..
Licences to export by land or river, arms and ammunition (Form VI).	..	..
Licences to transport arms and ammunition or military stores (Form VII).	307	263
Licences to manufacture, sell or keep for sale, arms and ammunition (Form IX).	13	19
Licences to keep and sell arms and sulphur (Form X).	57	57
Licences for safe custody of arms and ammunition (Form XIII).	3	4
Licences to possess firearms (Form XIV)	26	21

	1947.	1948.
Licences to possess ammunition and military stores (Form XIV).	84	90
Licences for the possession and use for the purposes of target, etc. (Form XV).	1	1
Licences to possess arms and ammunition for personal use including renewals during the year (Form XVI).	1,679	1,749
Licences to go armed on a journey (Form XX) ..	13	42
Temporary licences for possession of arms and going armed during the period occupied in journey from the port of arrival (Form XVII).	111	34
Sales of arms and ammunition verified	2,960	1,479
Licences to import explosives (Form F)	10	9
General licences to transport explosives (Form G).	14	7

Poisons Act.

Licences to possess and sell poisons	190	209

City Police Act.

Licences for hotels, eating and lodging houses, etc.	1,868	2,100
Licences for toddy shops, liquor, ganja and opium shops, etc.	172	184
General licences for music and religious institutions.	170	185
Occasional licences to sell foreign liquor	30	26
Licences for gymnasium, licences for places of public resort.	90	349
Other music licences	3,133	3,365

Cinematograph Act.

Number of licences issued to cinematograph theatres.	28	29
Number of certificates issued in respect of cinematograph films.	57	148
Number of duplicate certificates in respect of cinematograph films.	98	151

Petroleum Act.

Licences to possess carbide of calcium (Form B).	..	1
Licences to store dangerous petroleum [not more than 50 gallons (Form I)].	20	24
Licences to import dangerous petroleum [not more than 60 gallons (Form B)].	..	..
Licences to store non-dangerous petroleum [not more than 5,000 gallons (Form J)].	1	1

Hackney Carriage Act.

	1947.	1948.
Total number of hackney carriages registered ..	1,206	1,119
Total number of rickshaws registered	5,118	4,750
Total number of drivers' licences issued	1,090	1,178
Total number of rickshaw pullers' licences issued.	5,471	7,330

Explosives Act.

Licences to manufacture, possess and sell explosives (Form I).	Nil.	Nil.
Licences to possess and sell manufactured fireworks gunpowder.	163	234
Licences to possess explosives generally (Form J).	Nil.	Nil.

Lunacy Act.

Total number of mentally defective persons sent to the Mental Hospital.	185	151

17. Harbour Police.—With the general increase in imports and exports, there was greater activity in the Harbour during the year under report and the Harbour Police acquitted themselves well in close co operation with the Customs Department and the Madras Port Trust.

There was always some labour unrest in the Harbour but it did not go beyond holding stormy meetings.

Persons trying to emigrate to Singapore with bogus permits were detected and prosecuted. A gang of 9 persons engaged in such a trade was unearthed during the year. There has been a fall in opium smuggling this year in consequence of curtailment of ships to Singapore and unrest in China and also due to vigilance of the Harbour Police and Special Customs staff on this duty.

Crime.—Crime in the Harbour continued to be on the increase during the year, with better results in detection. There were no grave cases. Out of two hundred and eighty-eight property offences as against 168 in 1947, two hundred and nineteen ended in conviction and 22 are pending trial. It is unfortunate that 2 Police constables of the Harbour Police concerned in a theft case of Harbour Police Station were prosecuted and sent to Jail. There were 206 preventive arrests during the year as against 195 in 1947.

H.M.I.S. 'Delhi' the first Cruiser of India arrived in the Port early in November 1948 and was thrown open to the public. This attracted large crowds, entailing heavy strain on officers and men who acquitted themselves well earning the compliments of the officers of the Ship as well as of the public.

The relationship between the Police and Port Trust Customs and other services continued to be cordial during the year.

PART II.

Crime.

18. * The following are the figures of crime for the past three years :—

Offences.	Year.	Cases. Reported.	Cases. True.	Persons. Tried.	Persons. Convicted.	Property. Lost. RS.	Property. Recovered. RS.
Total Crimes.							
Classes I to V—Statement A (Police)—Offences under the Indian Penal Code..	1946	4,171	3,958	2,139	1,910	4,48,320	1,39,364
	1947	4,811	4,499	2,927	2,678	7,93,364	1,70,575
	1948	5,188	4,949	3,152	2,874	10,04,228	2,24,922
Murder	1946	18	18	20	8	..	..
	1947	21	21	18	16	..	..
	1948	22	20	18	8	..	..
Dacoity	1946	8	4	6	..	605	..
	1947	4	3	9	6	407	
	1948	..	..	..	..	..	25
Robbery	1946	59	40	23	16	5,664	1,387
	1947	32	18	30	25	2,290	1,142
	1948	44	35	40	34	7,204	4,117
House-breaking and lurking house trespass.	1946	332	316	158	148	1,17,760	25,850
	1947	459	438	228	219	2,82,314	34,[illegible]
	1948	517	509	332	315	1,50,413	45,741
Cattle theft	1946	34	34	26	24	3,715	2,265
	1947	23	22	27	27	1,001	920
	1948	67	66	58	53	4,650	4,590
Theft (ordinary)	1946	2,787	2,711	1,306	1,276	2,73,120	98,320
	1947	3,399	3,239	1,800	1,744	3,76,839	1,23,556
	1948	3,564	3,404	1,834	1,781	7,82,397	1,37,931

	1946.	1947.	1948.
Total cognizable crime	4,051	4,611	5,188
Total reported to police	3,958	4,499	4,949
Grave crime	3,123	3,741	4,085
Cases reported direct to courts ..	93	112	196

Crime.—The total number of cognizable cases under the Indian Penal Code excluding those under special and local laws was 4,949 during 1948 as against 4,499 in 1947 and 3,958 in 1946.

Crime under all heads was more or less normal and under control. There was a slight fall in detection from 55·8 per cent to 53·9 per cent which was mainly due to the fact that quite a number of technical house-breakings, ordinary thefts, etc., which occurred as a result of the disorderly situation that followed the news of Mahatma Gandhi's assassination had to be treated as undetected. These were not the work of professional criminals and for want of definite evidence against any particular individuals, all the cases had to be treated as undetected. Altered

* The figures of crime given in this part exclude magistrates'cases.

conditions brought about in the change of administration has in no way affected the efficiency of crime staff in any manner, nor has it in any way resulted in any upheaval of uncontrollable crime. Preventive measures undertaken resulted in the arrest of 2,260 suspicious persons as against 2,445 of last year. Of those, as many as 269 were run in under the security sections. They include locals and non-locals. Nine hundred and fifty-five persons were convicted under sections 64 and 65 of the City Police Act as against 705 in 1947.

A gang mostly of Wahgaris of Baroda State, responsible for a number of window-bar house-breakings in the City and also in several other important towns of the Province during the year 1948, was located in the course of the year and 4 out of 14 of them have been arrested so far. The investigation in these cases is being carried on vigorously and is well in hand. Quite an appreciable amount of stolen property too has been recovered.

There was also a series of house-breakings by rain-water pipe climbing method. It was the work of a youth by name Arunachala Nattan hailing from Tirunelveli. He was arrested and a series of 8 house-breakings was detected. Almost the entire property was recovered from persons to whom the criminal had disposed of them.

There were quite a number of shop burglaries too. An old offender by name Jayavaradan, originally from Ceylon, with his associates was responsible for this series. He and his accomplices were traced, stolen property was recovered and the criminals were booked.

Of the 4,949 cases reported during the year, 4,275 cases were disposed of. Investigation was refused in 58 cases. Two thousand four hundred and seventy-two cases ended in conviction. A number of cases were not proceeded with as the accused concerned in them were already convicted in four counts and pressing the remaining charges against the same criminals was considered unnecessary. This was another factor which tended to bring the percentage of detection slightly down.

19. Cases in which investigation was refused under section 157 (b.) Criminal Procedure Code—

Year.	Total number of cases reported in classes I to V — Statement A.	Cases dealt with under section 157 (b), Criminal Procedure Code.	Percentage.
1946	4,171	57	1·36
1947	4,811	144	2·9
1948	5,188	58	1·2
(Theft—Ordinary.)			
1946	2,805	57	2·03
1947	3,399	141	4·1
1948	3,564	58	1·53

While care was taken to see that the provision of law was used with discretion, frivolous and exaggerated complaints and those involving civil disputes were discouraged.

20. Murder.—Twenty cases of murder were reported during the year, besides the 14 cases pending from the previous year. Thirteen cases ended in conviction, 10 were acquitted, 4 undetected, 5 pending trial and 2 under investigation at the end of the year. The motives for crime in these cases are classified as under :—

Sexual	1
For gain	1
Infanticide and other causes	18

There was no murder due to communal feeling. The only case which is noteworthy is the case of the murder of Vellammal, wife of Sri Muthuswami Pillai, now Deputy Superintendent of Police. The motive of the offender was gain, all for the sake of a few pieces of jewellery. The investigation of this case was carried through by the Crime Branch with commendable promptitude and skill. One of the two offenders was traced with stolen property before he had time to dispose of any of it and was sentenced to be hanged. The remaining cases were due to enmity and rowdyism and need no special mention.

Robbery.—Cases of robbery increased from 18 in 1947 to 36 during 1948. Sixteen of these cases ended in conviction. The only case worth mentioning is the robbery at the Rayapuram Beach in which a stationmaster's wife was waylaid, attacked and a gold necklace worth Rs. 400 was stolen. The offence was the work of the fishermen criminals of Rayapuram who were promptly located and arrested. The other cases were not of importance.

Classification.—Highways—34, House—2.

21. Dacoity.—There was no case of dacoity during the year.

22. House-Breakings.—Five hundred and nine cases were reported during the year as against 438 of the previous year. Two hundred and thirty-nine cases ended in conviction registering 58·7 per cent of detection as against 54 per cent in 1947, the highest on record. A noteworthy feature was a sudden crop of window-bar house-breakings during 1948. A gang mostly of Wahgaris of Baroda State was found to be responsible for these offences. Four of the members of the gang of 14 have so far been arrested and property to the value of Rs. 15,000 recovered. The investigation in these cases continues vigorously. There was also a series of house-breakings by rain-water pipe climbing method. Another series worth mentioning was shop burglaries by lock-breaking. These two series also were successfully dealt with. One Arunachala Nattan was responsible for the former series while old offender Jayavaradan with his gang for the latter. The location and tracing of the Baroda gang of Wahgaris and the arrest of Arunachala Nattan and Jayavaradan with his gang effectively stemmed the tide of crime.

23. Cattle-theft.—Sixty-six cases were reported during the year as against 22 cases in 1947. Fifty-three cases (including those pending from previous years) ended in conviction.

24. Theft.—Three thousand four hundred and fifty-four including 283 cycle thefts and 147 children jewel thefts were reported during the year as against 3,239 in 1947. Cycle thefts increased from 174 to 283 and children jewel thefts from 19 to 147 in 1948. Owing to the desperate economic plights many took to cycle thieving, pocket-picking and committing thefts of jewels from children. The existence of scope for these types of crime in the City and the comparative ease with which they could be perpetrated also acted as a spur to criminal minds hard hit by the abnormal cost of living. Special 'cycle squads' were arranged to trap and detect cycle thefts and the step resulted in the seizure of a large number of stolen bicycles. A good many of them were concerned in cycle thefts that occurred outside the City. Among other steps taken to deal with these obnoxious forms of crime were the strengthening of day patrols, laying traps at appropriate places and having the public warned about these offences through suitable cinema slides, printed handbills, etc. One thousand six hundred and ninety cases ended in conviction leading to 51·4 per cent of detection as against 54 per cent in 1947.

25. Property lost and recovered—

Offences.	Number of cases. Property lost.	Number of cases. Property recovered.	Amount of Property lost. RS.	Amount of Property recovered. RS.
Dacoity	..	..	..	..
Robbery	36	18	7,294	4,117
House-breakings ..	451	211	1,50,413	45,741
Cattle thefts ..	60	63	4,650	4,590
Other thefts	3,396	1,691	7,82,397	1,37,931
Criminal breach of trust.	171	94	59,564	32,543

A comparative statement for the last three years is given below :—

Year.	Lost. RS.	Recovered. RS.	Percentage.
1946	4,48,320	1,39,364	32·2
1947	7,93,364	1,70,575	21·5
1948	10,04,228	2,24,922	22·3

26. Results in cases prosecuted.—Two thousand six hundred and fifty-nine cases excluding those under nuisance and special and local laws were brought to trial of which 2,472 ended in conviction. In these, 3,152 persons were tried and 2,874 were convicted, the percentage being 91·1. Of the 119,571 cases of cognizable crime prosecuted by the Police under the Indian Penal Code, special and local laws and nuisance under the City Police Act, 119,112 cases (i.e.) 99·6 per cent ended in conviction.

27. Prosecuting staff.—Prosecuting staff conducted prosecutions in 6,341 cases and 5,400 cases (i.e.), 85·16 per cent ended in conviction.

28. False cases.—Forty-nine cases were struck off as wilfully and maliciously false as against 51 in 1947. Out of 129,238 cases brought before the courts, none was discharged as false after trial.

29. Escapes.—Twenty prisoners escaped from police custody, of whom 14 were recaptured. Fifteen Police officers were dealt with departmentally.

30. Cases referred by magistrates.—Thirty-two cases were referred by magistrates to the Police during the year for investigation under section 202, Criminal Procedure Code, as against 71 cases in 1947. The number of prosecutions launched for preferring false complaints and petitions against police officers—Nil.

31. Prevention.—Under the preventive sections, 2,260 persons were arrested during the year as against 2,445 in 1947. Nine hundred and fifty-five were convicted under sections 64 and 65, City Police Act, as against 705 in 1949. Two hundred and sixty-nine persons were bound over under the security sections as against 161 in 1947. One hundred and seventy-nine were sentenced to enhanced punishments under section 75, Indian Penal Code, as against 193 in 1947.

Number of ex-convicts prematurely released ..	68
Number of such persons who have been out of view..	17
Number who reverted to crime since release ..	8
Number for whom work has been found	10

32. Nuisance and obstruction cases.—The measures adopted during the previous years to prevent nuisances and remove obstructions were continued and activity was intensified with good effect. The following were the figures :—

	1947.	1948.
Cases under sections 71, 72 and 73, City Police Act.	65,275	92,961
Cases under other sections of City Police Act.	22,810	28,811

The average fine per person in obstruction cases was Rs. 1–13–6 and nuisance cases Rs. 1–13–10 as against Rs. 1–12–4 and Rs. 1–15–4 respectively in 1947.

Cases of drunkenness and disorderly behaviour.—Statistics of arrests and convictions for drunkenness are given below:—

Year.	Number arrested.		Number convicted.	
	Men.	Women.	Men.	Women.
1947	6,901	395	5,759	291
1948	6,384	202	6,145	150

The decrease in the arrest is due to the introduction of prohibition in the City from 2nd October 1948.

33. **Rowdyism.**—Two thousand one hundred and fifty rowdies were bound over under security sections as against 1,686 in 1947. This was in no small measure responsible for peaceful condition in the City during the year.

34. **Opium and gambling dens—Gambling dens.**—Two hundred dens were successfully raided as against 162 in 1947. The average fine per case was Rs. 1-6-3-4 as against Rs. 78-4-8 in 1947. The average fine per person was Rs. 17-1-7 as against Rs. 11-3-10 in 1947.

In July, 105 seers of opium, valued about Rs. 50,000, while being smuggled in a car, were seized from a motor boat fisherman leader named Pallikudathan. In November 1948, about 30 seers of opium, valued at Rs. 13,500, were seized from another agent.

Police had to open fire only on one occasion. That was 8th July 1948 when Pallikudathan, the opium smuggler and his associates attacked the police party with bricks and resisted arrest. Thereupon the Inspector of Police, Washermanpet Division, fired one round from his revolver in self-defence and succeeded in arresting him. There was no casualty.

Street gambling.—Three thousand one hundred and nineteen cases ended in conviction as against 1,911 in 1947. The number of persons convicted was 3,561 as against 3,627 in 1947. The average fine was Rs. 4-14-0 per case as compared with Rs. 16-15-6 in 1947. The average fine per person was Rs. 4-4-4 as against Rs. 9-2-10 in 1947.

Bucket shop cases.—Forty-seven raids were conducted during the year as against 39 in 1947 and 39 persons were convicted as against 20 in 1947. The average fine per case was Rs. 207-10-8 as against Rs. 238-8-0 in 1947. The average fine per person was Rs. 159-11-10 as against Rs. 128-4-5 in 1947.

35. **Suppression of Immoral Traffic Act.**—The campaign against brothels was continued during the year. Twelve brothels were successfully raided during the year as against 11 in 1947. One hundred and forty-nine prostitutes were rounded up, of whom 120 were convicted during the year as against 134 out of the 166 charged in 1947. Owing to the demobilization of fighting forces, the street prostitute crowd decreased gradually. Eight women and nine girls were rescued during the year as against fifteen women and one girl in 1947. All of them were sent to the Rescue Home and The Madras Vigilance Association continued to do useful work.

36. **Notified Tribes.**—Consequent on the repeal of the Criminal Tribes Act in 1948, thirty-one members of the notified tribes, who were qualified to be registered under the Habitual Offenders Act, were recommended to the Government for action and orders are awaited.

The undermentioned were also recommended to the Government for notifying under the Habitual Offenders Act:—

72 persons who fell under section 2 (4) for notification under section 3 (1)
35 ,, 16 (1) ,,
37 ,, 16 (3) ,,

The Government have not notified any of them yet.

37. **Crime record section.**—On 31st December 1948, the total number of histories maintained in record section is as under:—

Madras City resident criminals	844
Chingleput district criminals	114
Other district criminals	47
Total ..	1,005

Of the 844 resident criminals of the City, 723 were active and 121 were inactive during 1948. New histories were opened for 114 persons including 20 new arrivals from outside. Twelve histories were destroyed during the year on account of the death of criminals and 121 were discarded. Of the 958 active criminals, 198 passed out of view in 1948. During the year, 716 ex-convicts were added to the blockwar list and 3,020 conviction memoranda were prepared and dealt with.

One hundred and eighty-two bad character rolls of convicts of Madras City were sent out to districts and 90 bad character rolls were received from outside and dealt with.

The total number of index cards under all classification was 35,000 on 1st January 1948 and 2,600 new cards were opened during the year and about 90 cards were eliminated for preparing history sheets. The total number of General Information Files at the end of the year was 871, including the 25 new files opened this year.

Two thousand five hundred and seventy-eight Finger Print slips were sent to the Finger Print Bureau for record during the year 1948. Four thousand one hundred and fifty-eight references were made to the Finger Print Bureau of which the antecedents of 1,242 were traced.

38. **Photographic section.**—Three thousand five hundred and ninety-five photographs of bad characters and other individuals were taken in 1948 and 3,531 copies were supplied to different sections. Scenes of accidents in 12 traffic cases and 3 other accident cases were photographed. In 17 burglaries, finger-prints on articles at the scenes of offences were taken, developed and sent for comparison.

39. **Intelligence section.**—As the presence outside of the top-ranking Communists was a source of danger to the maintenance of Law and Order, a general round up of Communists was ordered on 1st April 1948 and 8 top-ranking Communists were arrested and detained under Section 2 (10) (a) of the Madras Maintenance of Public Order Act, 1947. Twenty-two more arrests have also been made. In view of the labour unrest and the inflammable Communist propaganda, orders under section 41 of the City Police Act were issued on 3rd April 1948 prohibiting the holding of any meeting, gathering, procession or demonstration in any public place, road or thoroughfare, except under a licence and the same continued to be in force till the end of the year.

On 10th August 1948, the Dravida Kazhagam started their anti-Hindi agitation by picketing in front of Thondamandalam Thuluva Velalar High School and Mylapore Secondary School and after a break of one month, the agitation was again revived from 2nd November 1948.

The tendency for communal out-breaks both at the time of the assassination of Mahatma Gandhi and the Police action in Hyderabad was successfully suppressed and order maintained by timely action by the Law and Order Police in co-ordination with the Intelligence Section staff.

In July 1948, additional staff of 4 H.Cs. for the Railway station Branch and 1 S.I. and 4 H.Cs. for Labour and Communist Branch of I.S. was sanctioned by the Government for a period of one year in G.O. Ms. No. 2601, Home, dated 8th July 1948, to cope up with the increased work in I.S.

Fifteen thousand four hundred and seventy-six currents were dealt with in Intelligence Section during 1948 as against 14,441 in 1947.

Labour.—Labour was on the whole restive during the year and there were several strikes including a few sit-down and stay-in strikes over the question of increase of pay, dearness allowance and better conditions of service. But prompt action has prevented any possible breach of the peace.

Press work.—As usual, particulars were furnished to the Government regarding 134 newly started and revived journals and their editors, publishers and keepers of presses.

Four hundred and ninety-seven newspapers and periodicals were checked and particulars necessary for the compilation of annual returns were furnished to the Chief Presidency Magistrate, Madras.

PART III.

Traffic Department.

40. **Staff.**—The temporary additional strength of eleven head constables sanctioned for outdoor work in G.O. R. No. 90, Home, dated 12th January 1946, was extended for one more year. This temporary staff continues to be under the control of the additional Inspector sanctioned in G.O. No. 465, Home, dated 12th February 1946. This staff has been doing good work on the Traffic Investigation side and should be made permanent in due course.

Propaganda.—The propaganda staff of one Sub-Inspector, one head constable and two police constables sanctioned in G.O. No. 465, Home, dated 12th February 1946, continued to do useful work in educating the public in road sense and holding classes very frequently in various schools at convenient centres with a running commentary in Tamil. Mr. Beep, Director of British Information Services, was good enough to help the Traffic department by lending traffic films which were exhibited regularly in various schools with a view to educating young pupils in road sense. The five Austin cars provided with 'Ardente' loudspeaker equipment have proved to be very useful besides being effective in reducing the number of accidents on the road. These cars have already done 40,000 miles each and their replacement is under consideration. Six thousand two hundred and five (6,205) persons were prosecuted during the year for jay-walking.

41. **Accident.**—Two thousand and forty-four accidents were recorded during the year of which thirty-nine were fatal as against 2,368 in 1947, of which fifty-five were fatal. In the majority of these cases, pedestrians were the victims and, in most of them, they were themselves to blame. The number of accidents recorded and deaths have decreased during the year inspite of the large increase in the volume of motor vehicles of all classes. This, in no small measure, was responsible for intensive campaign for road safety by propaganda staff on the road and also the severe legal and disciplinary action taken against the offenders. Military vehicles were involved in seventy-nine cases of which only one proved fatal as against two hundred and six and seven respectively in 1947. This year has shown a marked decrease in the accidents in which war department vehicles were involved. Six thousand two hundred and five pedestrians were prosecuted under rule 44, Madras Traffic Rules, for jay-walking on the roads. Pavements have been widened in many places.

Statement of areas of accidents and the persons responsible for them are given below:—

Areas where accidents are heavier.

	1947.	1948.
1 Mount Road	315	224
2 China Bazaar Road	117	88
3 Poonamallee High Road	144	86
4 General Hospital Road	139	74

Areas where accidents are heavier—*cont.*

	1947.	1948.
5 North Beach Road	108	57
6 Wall Tax Road	63	51
7 Fort Road	40	7
8 Broadway	54	46
9 Triplicane High Road	Nil	21
10 Pantheon Walkam High Road	Nil	20
11 Royapetta High Road	Nil	27
12 South Beach Road	Nil	24
13 Thiruvottiyur High Road	Nil	23
14 Road Junction	413	355
15 Cross Roads	41	98
16 Places controlled by Police or Traffic signals.	245	99
Total ..	980	1,300

Persons responsible.

	1947.	1948.
1 Pedestrians	768	289
2 Drivers of motor vehicles	1,524	1,150
3 Drivers of other vehicles	480	256
4 Pedal cyclists	335	230
5 Passengers	65	48
Total ..	3,172	1,973

Causes.*—(a) *Pedestrians.

	1947.	1948.
1 Running and crossing	542	240
2 Walking on the roadway	124	38
3 Playing	38	3
4 Confused by traffic	37	2
5 Drunkenness	7	2
6 Defective hearing	6	2
7 Sleeping and sitting	14	2
Total ..	768	289

(b) Motor vehicles.

	1947.	1948.
1 Negligent (high speed, careless driving) ..	630	621
2 Overtaking negligently and cutting in or out.	437	254
3 Under the influence of liquor	12	4
4 Emerging from side street	44	47
5 Following vehicles too closely	69	64
6 Bad reversing	34	25
7 Swerving in front of moving vehicles and turning into side streets	72	40
8 Defective mechanism, brakes, steering, etc.	58	23
9 Sudden applications of brakes	24	8
10 Disobeying traffic signals	58	12
11 Careless parking	19	7
12 Driving on wrong side of the road	34	11
13 Inadequate clearance	3	2
14 Motor cyclist skipping	1	2
15 Rounding corners on wrong side	16	1
16 Disregarding off-side rule	8	28
17 Off-side parking	5	1
Total ..	1,524	1,150

(c) Other vehicles.

	1947.	1948.
1 Rickshaws	93	39
2 Hand carts	102	64
3 Bullock carts	78	60
4 Jutkas	63	44
5 Tram cars	144	49
Total ..	480	256

(d) Pedal cyclists.

	1947.	1948.
1 Negligent (high speed, inattentive and careless driving)	126	170
2 Emerging from side street	26	31
3 Turning in front or behind	65	16
4 Overtaking and cutting in front	49	5
5 Disobeying traffic signals	18	4
6 Inefficient brakes	17	..
7 Rounding corners on wrong side	7	..
8 Riding on the wrong side of the road ..	17	3
9 Self falling—not due to collision	4	1
10 Confused by traffic	6	..
Total ..	335	230

(e) Passengers.

	1947.	1948.
1 Mounting or alighting from moving tram cars.	33	23
2 Mounting or alighting from moving buses ..	20	15
3 Mounting or alighting from moving lorries ..	7	4
4 Mounting or alighting from motor vehicles.	5	6
Total ..	65	48

Peak period of accidents.

Time.	Percentage of accidents. 1947.	1948.
12 midnight to 6 a.m.	1·1	2·7
6 a.m. to 9 a.m.	8·7	11·1
9 a.m. to 12 noon	21·7	26·9
12 noon to 3 p.m.	19·5	19·8
3 p.m. to 6 p.m.	22·6	22·2
6 p.m. to 9 p.m.	19·8	14·1
9 p.m. to 12 midnight	6·6	3·2
Total ..	100·0	100·0

Statement of cases charged in accidents.

	1947.	1948.
1 Cars	204	274
2 Taxis	36	77
3 Buses	72	149
4 Delivery vans	7	36
5 Lorries	84	162
6 Motor cycles	7	47
7 Tram cars	15	8
8 Jatkas	21	28
9 Bullock carts	17	40
10 Rickshaws	12	18
11 Hand carts	19	52
12 Bicycles	67	63
13 Pedestrians	..	..
Total ..	561	954

These do not include the cases in which disciplinary action was taken against the owners, drivers and conductors for infringing the rules.

Traffic control.—The Corporation of Madras have done quite a lot during the year to resurface the roads and repair the pavements although there are still a number of pavements requiring attention.

Two new roundabouts were formed during the year—one at the junction of Pophams Broadway and Old Jail Road and the other at the junction of Whannels Road and Gandhi Irwin Road. The cat's eye reflecting road studs were introduced during the year to mark the safety lines on Mount Road and they are proving very useful. Corporation have been addressed to make use of these studs on all important roads in the City.

Suggestions already made to the Corporation and the Government regarding the widening of General Hospital Bridge have been approved and tentative plans have been drawn up. Similarly Harris Bridge and other bridges like Laws Bridge which are providing traffic jams have been proposed for widening and the schemes are receiving the attention of the Government and the Corporation.

General.—The population of the City is now estimated at fourteen lakhs. The increase in the population besides creating housing, water and other problems are causing great congestion in both trams and buses during the peak hours. Pavements have become the dwelling places for beggars and coolies in spite of best efforts of both the Police and Corporation to clear them. The sooner these persons are provided with tenements, the better for all concerned.

The bus transport in the City has been completely nationalised during the year and there are now on all the twenty-three routes of the City three hundred and six buses including twenty-five Diesels.

The Government are also considering the question of extension to suburban areas. These buses are of the latest type providing greater facilities to the travelling public. Express buses are also running on a few selected routes during peak hours to relieve congestion. More buses are still needed to cater to the peak time traffic and it is receiving the Government's consideration. Trams in the City have not improved, the fact being the Tramway Company are not taking any interest in improving the trams for reasons that their future is unsettled. Overcrowding and travelling on foot board in trams is very common. The Government are contemplating to bring in legislation to prevent overcrowding and foot-board travelling. The number of taxis was increased from two hundred and thirty-five to two hundred and fifty-seven during the year with three station waggons in addition as taxis. Almost all the taxis in the City are of the latest model. The question of increasing the taxis to three hundred will be considered when the petrol position eases. During the year, there were a few strikes by the Government Transport workers but they were of short duration and ineffective. The situation was always kept well under control by the Police with the co-operation of the Transport Authorities.

Though the City Police jurisdiction was extended to include Saidapet and Sembiem areas from 1st July 1947, the strength of the Traffic Police still remains the same. This has thrown a great strain on the existing Traffic Staff.

Increase in the registration of automobiles has necessitated the sanction of two Lower Division clerks and an attender in G. O. No. 1081, Home, dated 23rd March 1948.

42. **Taxation.**—During the year 37,319 licences were issued as against 31,017 in 1947. There has been a considerable increase in the number of licences with a corresponding increase in the total revenue of Rs. 28,17,910-1-0 the highest on record as against Rs. 24,41,734-8-0 in 1947. Three hundred and eighty-four cases of non-payment and non-exhibition were charged during the year as against 485 in 1947 and 450 in 1946. During the year, 82 foreign vehicles were traced as against 152 in 1947 and 110 in 1946. The fall in this regard is due to the reciprocal agreements entered into between the various States and other Provinces in the Indian Dominion. A total amount of Rs. 1,801-8-0 was recovered in respect of these cases as against Rs. 5,375 in 1947 and Rs. 5,017-8-0 in 1946. Apart from their normal duties, the taxation staff continued to be vigilant and detected cases of offences under the Motor Vehicles Act and Rules relating to transport vehicles running without permits, brake certificates, etc.

Motor vehicles which paid tax in Madras City.

1947.

Type of vehicles.	For the quarter ending			
	31st March 1947.	30th June 1947.	30th September 1947.	31st December 1947
	RS.	RS.	RS.	RS.
Motor cycles ..	793	798	973	810
Lorries	1028	962	1,711	933
Taxis	202	176	263	214
Buses	407	423	507	611
Fire engines and road water sprinklers.	57	65	20	22
Cars	5,656	4.532	5,527	4,327
Total ..	8,143	6,956	9,001	6,917

The variation in the 2nd and 4th quarter is due to the vehicles having paid their taxes in advance in the last few days of the previous quarters.

1948.

Type of vehicles.	For the quarter ending			
	31st March 1948.	30th June 1948.	30th September 1948.	31st December 1948.
	RS.	RS.	RS.	RS.
Motor cycles ..	1,208	1,136	1,278	877
Lorries	1,201	1,403	1,452	1,034
Taxis	248	290	147	238
Buses	270	559	556	169
Fire engines and road water sprinklers	..	23	22	..
Cars	6,273	6,781	7,160	5,014
Total ..	9.200	10,192	10,625	7,332

Number of short-term licences issued to pleasure cars in Madras City.

	1947.		1948.	
	Weekly.	Monthly.	Weekly.	Monthly.
Quarter ending 31st March	2	..	1	..
Quarter ending 30th June	..	..	..	..
Quarter ending 30th September ..	..	..	..	..
Quarter ending 31st December	..	..	..	..
Total ..	2	..	1	..

As all the States in this Province have adopted the reciprocal agreement of tax licences, these short-term licences will disappear altogether very soon.

43. **Hackney Carriage department.**—Four thousand seven hundred and fifty rickshaws including 13 cycle rickshaws were registered during the year as against 5,118 in the previous year. Introduction of new type of cheap and quick public transport propelled by power is under the consideration of the Government. As an experimental measure, a motor cycle rickshaw was registered and many more are sought to be registered in the coming year. Consequently the handpulled rickshaws will gradually disappear from the road. Eight coaches, five hundred and twenty-six jutkas and five hundred and eighty-five single bullock carts were also registered during the year.

A comparative statement of cases put up under the various sections of the Act is as under:—

	1947.	1948.
1 Unlicensed rickshaws	184	682
2 Without plates	11	..
3 Without pullers' licence	729	2,414
4 Allowing unlicensed pullers	21	6
5 Plying with time expired licence and badges.	284	875
6 Without lights	4	252
7 Carrying more than one person	28	332
8 Obstruction	1,086	1,477
9 Other sections	176	42
Total ..	2,523	6,080

44. **Transport section.**—The staff of one Head constable and one constable of this section continued to work under the supervision of the Assistant Commissioner of Police, Transport, till 28th September 1948 on which date it was disbanded. He was entrusted with the work of requisitioning Jeeps and lorries required for various districts in connection with the Police action in Hyderabad under the orders of the Inspector-General of Police and he had very heavy responsibility and extra work in this regard. The Bus Sub-Inspector sanctioned in G. O. No. 465, Home, dated 12th February 1946, continued to do useful work in checking buses and transport vehicles belonging to the Government Transport and has put up a large number of cases during the year.

PART IV.

Miscellaneous.

45. **Missing children and injured and helpless persons.**—Nine hundred and thirteen stray children were returned to their parents during 1948.

Eight hundred and eighty-two injured and helpless persons were removed to hospitals or their homes or other institutions.

46. **Inquests.**—Four hundred and forty-eight inquests were held during the year as against 436 in 1947.

47. **Mentally defective persons.**—One hundred and fifty-one mentally defective persons were sent to the Mental hospital this year as against 185 in 1947.

48. **Monthly meetings.**—The usual monthly meetings of Gazetted Officers and Inspectors were held during the year. They continued to be of good use in promoting co-operation between the various branches of the City Police.

49. **Labour—Strikes and disturbances.**—There were two minor riots during the year in Rayapuram between the two factions of fishermen and both the parties were charged.

There have been a number of minor lightning strikes especially of the beedi workers, oil workers, hotel workers and Automobile workers Union employees, but prompt action taken by the Police prevented any breach of peace in any of these cases.

50. **Communal.**—There has not been much communal activity due to the constant vigilance by the Law and Order Police in co-operation with the Intelligence Section.

51. **Political.**—The year under review was marked by the gloom cast on the nation by the assassination on 30th January 1948 of Mahatma Gandhi. Several sporadic attacks on mosques, shops and Muslims by anti-social elements followed due to a false impression that the assassin was a Muslim. The situation was however, soon brought under control. Several communal Volunteer Organizations were declared unlawful under section 16 of the Indian Criminal Law Amendment Act and in consequence a number of arrests and house searches were made between 5th February 1948 and 4th March 1948. A general rounding up of Communists was ordered on 1st April 1948 and as many as 30 members including eight top ranking Communists were arrested and detained so far.

The order under section 41 of the City Police Act issued on 3rd April 1948 prohibiting public meetings or demonstrations except under a licence still continues to be in force. The Anti-Hindi agitation started on 10th August 1948 has become a matter of routine receiving little or no public attention.

The Hyderabad problem attracted considerable attention throughout the major part of the year culminating in the successful 'Police Action' in September 1948.

52. **Home Guards.**—In G.O. No. S/47-1-48, Public, dated dated 6th January 1948 the Government have sanctioned the formation of the Home Guards to supplement the ordinary Police Force in the maintenance of Law and Order in an emergency, but recruitment commenced only in July 1948. Out of 930 selected, 766 were declared medically fit and are undergoing training.

53. **Foodgrains and other Control Orders.**—During the year 566 cases were reported as against 1306 in 1947 and 1,300 cases in 1946. The decrease is due to the abolition of the chowki posts and other controls such as on sugar, cloth and firewood. The percentage of conviction is 85 per cent as against 90 per cent in 1947 and 80 per cent in 1946. In one case, 151 ration cards were seized from the ration shop for illicit possession.

The case is under investigation. A detailed statement of cases is furnished below:—

Statement of Cases under Rationing and Control Order for 1948—

	Total number of cases.						
	Registered.	Convicted.	Pending trial.	Under investigation.	Withdrawn.	Investigation dropped.	Discharged
Rice Rationing Order ..	535	340	24	47	22	85	17
Firewood Rationing Order.	3	3	..	..	..	..	..
Iron & Steel Control ..	1	1	..	..	..	..	..
Cotton Cloth Control ..	..	..	..	..	..	..	..
Sugar Rationing Order ..	2	2	..	..	..	..	..
Salt Act	12	11	..	..	..	..	1
Petroleum Act	6	1	..	3	..	2	..
Cement Act	2	2	..	..	..	..	..
Sugar Movement Control..	2	2	..	..	..	..	..
Kerosene Act	1	..	..	..	..	1	..
Marriage Party (Feeding more than 50 persons) ..	2	..	..	..	..	2	..
Total ..	566	362	24	50	22	90	18

CITY POLICE OFFICE,
EGMORE, MADRAS,
3RD *March* 1949.

54. **Radio and Telephone and Police Control.**—The establishment of Police Wireless Control with Radio Telephony as an auxiliary means of communication to Police Stations and for communication with mobile patrols greatly added to the efficiency of the City Police in general and Riot Squads in particular.

Police Control Room is now working throughout the 24 hours with a party standing by. It has been fitted with 2 direct dial Telephones No. 93 to facilitate use by the public in emergencies.

Office.—The addition of suburban areas of Saidapet and Sembiem to the City limits has increased the work in the Office enormously but as there has been no corresponding increase in the strength of the office staff, the clerks have been over-working almost every day to make up for the loss of efficiency and quickness in disposal, which is essential to an office in the City.

General.—The year has been one of continued difficulty for the Madras City Police and there were many special events which called for elaborate police arrangements. These included the immersion of the ashes of Mahatma Gandhi in the sea and the visits to the City of the Hon'ble the Prime Minister and the Governor-General of India. That these events passed off peacefully was due in no small measure to the tactful behaviour of the Police under very difficult and trying circumstances.

The Hon'ble the Prime Minister of India was pleased to compliment the City Police for their good work.

P. K. MONNAPPA,
Commissioner of Police, Madras.

APPENDIX C.

REMARKS OF THE DISTRICT MAGISTRATES ON THE POLICE ADMINISTRATION REPORTS OF THE SEVERAL DISTRICTS OF THE MADRAS PROVINCE FOR 1948.

Visakhapatnam North.

The Police administration of Visakhapatnam North in 1948 was excellent and all officers and ranks must be congratulated on a fine record of work. It is particularly gratifying to observe that notwithstanding the large increase in crime in the year under report, the percentage of cases detected has risen very appreciably in every category of crime.

It is good to see that the Police Co-operative Society is functioning properly and shows a small profit.

The Armed Reserve should do the Agency tour in 1949. Discipline both in the Reserve and among the ordinary Police appears to be satisfactory.

19th February 1949. J. P. L. SHENOY.

Visakhapatnam South.

Forwarded.

2. The Police administration of Visakhapatnam has no doubt been severely handicapped by frequent transfers of personnel to places outside the district owing to the Hyderabad troubles and having this in view, it may be said that the Police work in the district has, on the whole, been satisfactory.

3. I cannot, however, refrain from commenting on the complete lack of discipline in the ranks of the Police of Visakhapatnam town at any rate. The Police bandobust arrangements when H.M.I.S 'Delhi' visited this town, were an utter disgrace. There was hardly a handful of constables to deal with a colossal crowd and no Sub-Inspector or Inspector was in sight. I notice that Sub-Inspectors and the Police generally have a habit of disappearing from the scene when any trouble is in the offing. Although the District Superintendent of Police and myself were present at the time and we gave instructions that no one should be admitted into the harbour, constables were letting persons in under our very eyes. This is a very severe indictment of Police discipline and is meant as such. I do not think sufficient importance is being attached to drills and smart turnout of men. The constables dress shabbily and carry themselves like third-rate men and almost fear the public whom they are expected to control. The District Superintendent of Police and myself were the only two persons who were controlling the crowd for two hours, not a single Sub-Inspector being anywhere about the place and the few constables being thoroughly unreliable, timid and afraid of asserting their authority even in the immediate presence of the District Superintendent of Police and myself. Special attention must, therefore, be devoted to improving the tone, morale and discipline of the ranks.

4. There has also been a considerable decline in the percentage of detection of grave crime and this likewise calls for special attention.

5. The discipline in the Armed Reserve is, however, satisfactory.

11th February 1949. J. P. L. SHENOY.

East Godavari.

Forwarded.

2. The statistics furnished in the Administration Report reveal that prompt and effective steps have been taken to detect and control crime. The police have taken proper security measures to solve the border problem. On account of the activities of the Communists in the district, the attempts by dealers to smuggle foodgrains to the adjoining district, and necessity to enforce orders under section 144, Criminal Procedure Code, in different areas of the district, the Police experienced serious and continued difficulties. They have managed efficiently and successfully. The relations between the Police and the magistracy are extremely cordial.

8th February 1949. R. KOTESWARA RAO.

West Godavari.

Forwarded.

2. I have very little to add except to place on record my appreciation of the excellent way in which the District Superintendent of Police and his staff have kept up law and order and public morale in the district, in spite of emergent situations like the Hyderabad operations and attempted local trouble from Communists and Socialists and R.S.S. men. The Muslims of the district have been remarkably well behaved and went to the extent of giving up their Muharrum rather than risk upsetting the public peace. The R.S.S. and Communist activities have fizzled out; thanks to the excellent preventive work done. The public have general confidence in the Police and the magistracy and have shown their cordiality on numerous occasions. The action taken by the District Police against the Communists on the border villages had a salutary effect in the adjoining areas in the Hyderabad State. On the whole, the year has been one about which a certain amount of modest satisfaction is justified.

8th February 1949. P. S. VISWANATHA AYYAR.

Krishna.

The Communists' menace and the Hyderabad border situation were the two all-important problems which engaged the attention of both the Police and the magistracy in the district. To counteract the above two subversive activities, the District Police and the Special Reserve deputed from other districts were in a state of mobilization throughout the year. The entire Police force from the District Superintendent of Police down to the Police constables have had no rest of any kind. At times, they had to carry on the duties which ordinarily the military alone would be called on to do. In both these fields, I should think the Police have come out successful. There was wholehearted co-operation between the police and the magistracy. Detection and investigation of ordinary crimes also were maintained at a satisfactory level. No doubt, the court work, i.e., service of summonses, production of witnesses, etc., had suffered greatly, which could not be helped in view of their pre-occupation with the two major problems referred to above. The Police morale continued to be good.

25th February 1949. R. S. MALAYAPPAN.

Guntur.

There have been quite a good number of changes in the personnel of the District Superintendent of Police and also in his gazetted assistants. This has, no doubt, affected the efficient criminal administration of the district. The number of house-breaking and thefts has increased during the year and this is probably due to the members of the criminal tribes being left scot-free. The Police did well during the Hyderabad troubles and the Communists and R.S.S. activities in the district. The Home Guards training has been very satisfactory. The Police administration of the district has been satisfactory.

7th February 1949. T. PRABHAKARA RAO.

Remarks, dated 1st August 1948, *by Sri A. Dorai Raj.*

Sudden and frequent changes in the personnel of the District Superintendent of Police in the second quarter of the year has had a repercussion on the criminal administration, as unfortunately that was the time the selection of Home Guards had to be speeded up and there were happenings of some grave crimes and disturbances mostly due to agrarian troubles and Communist activities.

Detection of crime continued in the low ebb as in last year, till lately when a big case of burglary relating to Guntur town, involving about Rs. 30,000 worth of property, was detected with amazing skill.

Nellore.

It is no exaggeration to say that the Police were faced with a very uphill task in the performance of their duties in the year 1948, which was marked by labour unrest, strikes and Communist activities, and I should think that, all in all, they came through with credit. In the earlier part of the year, the boycott of the Muslims by the Hindus of Gudur created a delicate situation which required careful handling. Labour troubles were dealt with firmly and agricultural operations throughout the year were in no way hampered. The strike by the bus workers in September 1948 which coincided with the denouncement in Hyderabad created rather a tense situation in the town but fortunately no untoward incident occurred. It is creditable that some of the more dangerous Communists, against whom warrants were pending and who had successfully evaded arrest, were eventually apprehended. The relations between the Police and the magistracy were generally cordial, and personally, I would like to observe that I received every co-operation from the officers and men of the Police force during the period under report.

7th February 1949. S. A. IYENGAR.

Kurnool.

Forwarded.

2. *Crime in general.*—There has been a marked increase in offences under murder, dacoity, house-breaking, thefts including cattle thefts. Excepting in the case of murder and ordinary thefts, the percentage of detection under other heads shows a slight decrease. There is also a decrease in the percentage of property recovered. There is considerable improvement in the detection of murders.

3. *Criminal settlement.*—Out of 3,100 acres reserved for cultivation by settlers, only 645·41 acres of dry and 144·70 acres of wet lands have been assigned to the settlers. Out of this, only 92·75 acres of wet and 388·35 acres of dry lands are under cultivation. The settlers are discontented and complain that, unless permanent pattas are granted to them with full rights of alienation, they are unable to raise loans for successfully cultivating the lands. As it is, they feel that Government loans for bulls, etc., are not complied with promptly and at the proper time. Better

facilities should be given to them to repair their huts, which appear to have been neglected.

In these days of Grow More Food propaganda and increased production of foodgrains, it appears criminal to allow large tracts of lands go uncultivated, especially when ryots and D.C. members are willing to clear the forest growth and bring under cultivation the lands left unassigned to settlers. I have already taken up this matter with the Revenue Board and hope that orders will be passed before the next sowing season.

4. *Disposal of cases.*—There is a large number of old cases pending in almost all courts due mostly to the failure of the investigating officers putting in their appearance. Most of these officers are now away from the district having been transferred to Hyderabad or other districts. Several summons issued are either not returned served, and in a few cases where they are returned, the officers concerned are not putting in their appearance on the plea that they are engaged on important investigation duty.

5. *Prohibition.*—The Police have done very well indeed both in detecting cases and in giving assistance to the Prohibition staff.

6. *Village vigilance committees.*—They are existing only in name.

General.—Though the relations between the magistracy and the Police were not happy towards the end of the first half-year of 1948, they have been very cordial during the second half-year. The Police morale continue to be high. Their relations with the public are cordial. The year was a very eventful one what with the rounding up of the R.S.S. leaders after the assassination of Mahatma Gandhi and the detentions of Communists and Muslim Leaguers. The most outstanding event of the year was the police action against Hyderabad, and Kurnool, being on the borders, had its own share in the operations. The Police of all ranks including S.A.P. and the Armed Reserve were put to heavy strain in the maintenance of law and order all along the long border including Kurnool town and in preventing the inroads by the Razakars from across the borders. Economic blockade and prevention of smuggling by train, river and road were carried out mostly successfully. There was perfect liaison between the Police and the Military and during the days of police action, the Police were very prominent in the picture. I take this opportunity to place on record the magnificient work turned out by the Police of all ranks under the able guidance of the District Police Head.

25th February 1949. S. JOSEPH REDDI.

Bellary.

Before leaving the district, I shall like to place on record my appreciation of the Police administration in the district throughout the whole year. There was close co-ordination between the Police and the magistracy in dealing with all important matters generally and in particular with the border problems which assumed very great importance from March to the end of October 1948. A daylight raid by a band of Razakars at Nadichagi village, Adoni taluk, which resulte in loss of life and property, was followed by an abortive attempt at Vallabhapuram village. Elaborate preparations were made to provide adequate bandobust in the border villages. The country tracks leading from village to village along the Hyderabad border were repaired expeditiously under the able supervision of the District Board Engineer, Mr. Scrouthy. Sections of Armed Reserve were stationed at every important place. Defence squads were organized under the guidance of the Police in every border village. It was one of the defence squads that met the Razakars at Vallabhapuram and put them to flight.

2. A large band of Razakars who made a determined night attack near Naga adinne were put to flight by a section of Armed Reserve. The District Superintendent of Police took great interest in the formation of defence squads, and in the recruitment and training of the Home Guards organization. In spite of many difficulties about a thousand Home Guards were trained by the Police and were of great use during the police action in maintaining the morale of the people. There was also perfect understanding between the Special Armed Police and the regular Police. These elaborate preparations were amply repaid by the confidence which was created in the public with the result that not even one family left the border villages. The morale of the public was maintained at a very high level by constant visits of the Police and Revenue officers to border villages very often in each other's company.

3. Heavy expenditure to Government and work to the local officers in running refugee camps were all avoided.

4. Mr. M. J. Holmes, the District Superintendent of Police, deserves great credit. This district had the advantage of a very experienced Deputy Inspector-General of Police, Mr. Parthasarathi Ayyangar, who devoted much work and energy for the border. He was at Hospet during the Police action and did everything that was necessary to prevent infiltration by the Razakars and maintaining public morale.

5. The Police will now, however, have to think seriously about the use to which the Home Guards organization could be put to, and precautions to be taken to prevent indiscipline. A small incident at Adoni during the Muharram is an indication of the necessity for proper guidance and control. An experienced commandant, preferably a local retired Gazetted Police Officer, and platoon leaders and section commander, who have influence, tact and firmness, would make the organization a very useful body whose services can be utilized in a number of directions.

6. Discipline has been maintained at a high level. The fact that there was not a single complaint of misbehaviour by any of the parties stationed at the border villages is an eloquent testimony of the discipline of the force.

21st February 1949. K. N. ANANTARAMAN.

Anantapur.

I took charge of the district on 17th September 1948. My predecessors, Messrs. Joseph Reddi and Bangara, have not recorded their impressions of Police administration during their tenure of office.

2. The Police administration during the year was quite good. Prompt action was taken to arrest and detain all mischief-makers at the time of the Hyderabad trouble so much so the district was quite peaceful during the period of "Police Action" in Hyderabad and the prompt rounding up of mischievous elements in the district. It is also noteworthy that, due to the vigilance of the Police, the Rahstriya Swayam Sevak Sangh movement has not shown its head again during the recent satyagraha campaign of the sangh. The Communist activities also have been kept under check by taking action against the ring leaders under the Security sections of the Criminal Procedure Code.

3. The year was on the whole peaceful. There was generally full co operation between the magistracy and the Police, and there have been very few complaints from the public against the Police. I must place on record my deep appreciation of the day-to-day co-operation of all the ranks of the Police given to me and I trust I have also been helpful to them.

16th February 1949. C. VIVEKANANDAMURTHI.

Remarks, dated 8th February 1949, *by Sri S. Joseph Reddi.*

I was in charge of the district during 1948 up to the end of May. The general tone of the administration was quite good during the period I was in charge. All the Rahstriya Swayam Sevak leaders were rounded up promptly by the Police. Communal troubles throughout the district especially in Penukonda were handled very tactfully so much so there was absolutely no incident at any time. The same may be said in respect of the notorious factions in the district. The Police have been giving the fullest co-operation to the Prohibition staff in detecting and putting down illicit distillation. Discipline was well maintained. The Police morale was also high. On the whole the relations between the public and the Police have been throughout cordial.

Cuddapah.

Though there is decrease in the departmental punishments during the year, discipline was maintained very satisfactorily.

A large number of stations had to remain in charge of head constables as a good number of permanent Sub-Inspectors were taken away on special duty to Hyderabad. The head constables have done well on the whole.

The number of riotings were on the increase during the year and these were mostly due to sudden upsurging of dormant factions.

A fairly good number of unlicensed fire-arms were recovered during the year. The factionists in villages seem to be having quite a good number of unlicensed weapons in command and these are coming into free play whenever feelings of rival parties are aroused in villages.

It is very satisfactory to observe that, with the great increase in the cognizable crime, the percentage of detection was fairly high.

The feelings between the Hindus and Muslims have been quite cordial and all important festivals passed off without any tension.

The relationship between the magistracy and the Police was quite cordial.

Law and order was maintained very satisfactorily.

11th February 1949. B. MADHAVA RAO NAYUDU.

Remarks, dated 22nd July 1948, *by Sri T. Prabakara Rao Nayudu.*

I was in charge of Cuddapah district for nearly 4½ months during which period Mr. H. Brown was District Superintendent of Police for over three months and Mr. O. G. Woodhouse Adolphus for one month. During the period, the relationship between the Police and the magistracy was very cordial and I have received full co-operation from both the District Superintendents of Police. The Police rendered help to the Prohibition staff also to the extent necessary to put down Prohibition crime. Recently, there had been many theft cases in Cuddapah town and I found the Police to have taken vigilant and active steps to bring the crime under control. The security work was satisfactory.

Chittoor.

The following are the remarks on the Police administration left behind by my predecessor Mr. J. C. Griffiths on his relief early in July 1948 :—

Police Administration in Chittoor district from 1st January to 5th July 1948.

I think that, during the time I have been here, there has been an improvement in the Police administration. Though the administration is faced at present by a number of transfers, the district has been kept up to date in very good [illegible] of cases has been adequate and control of law and order has been good and the district has been very peaceful compared with other districts. The Armed Reserve, which was weak, is being pulled together by the efforts of Mr. Hartigan, Sergeant-Major and the District Superintendent of Police. The Police in this district have adjusted themselves well to changed circumstances."

2. And from my knowledge of the Police Administration for the rest of the year, I am glad to be able to agree with him generally.

This is on the whole a quiet district and excepting for one or two special features that I am mentioning below, to that extent our task has been easy. The communal tension in Piler had been handled carefully but fairly and the last step in promulgating the Police Act and regulating processions is perhaps the best possible solution under the circumstances, in the absence of a free agreement between the two parties. A slight passing communal trouble in Vayalpad in October was also handled smartly by the then District Superintendent of Police, personally. Otherwise the communal situation in the district has been quiet and even cordial. There have been the usual factions and a few consequent riots, particularly in Madanapalle division and perhaps a freer application of section 107, Criminal Procedure Code, in this area will help. There has been considerable increase during the year of crime under Indian Penal Code sections and though it might be due to the fact that crime has been both freely reported and registered, perhaps the adverse seasonal conditions over the district as a whole for the second consecutive year may have had a considerable bearing on it. There has been a particularly marked increase in murder and house-breaking and theft cases, including cattle thefts. More vigilence is, therefore, required on the part of the police in this direction.

3. As regards the prohibition offences, detection had been generally on the downward trend from July 1948 onwards till the end of the year and I have had occasions to point this out to the Deputy Superintendent of Police (Prohibition) during meetings of the Advisory Committee to review the success of detection work each month. There had been a slight improvement in December 1948 and I hope with greater vigilance, the monthly detection figures will get back to something like what it was during July last year. Admittedly there is large traffic in this district in both illicit distillation and consumption and while the task of the staff is made difficult for want of adequate co-operation from the public, it is our duty to put forth our best efforts in this connexion. Co-operation between the regular police and the Prohibition staff has been generally good and this is commendable. I hope it is possible to improve it still further hereafter.

4. *Yanadi Reclamation.*—I am also sorry that we have not been able to give adequate attention to this subject. As I have emphasized during the Advisory Committee meetings on this subject the only effective way to reclaim them is to settle them permanently on the land, by giving them the chance of abiding interest in cultivation. I have recommended to the Commissioner of Labour the Advisory Committee's resolution recommending in the first instance free grants for sinking four irrigation wells in selected colonies, so that they may not be quite helpless under adverse seasonal conditions and I hope my recommendation will be accepted and at least a small beginning will thus be made in this direction. As regards encouraging them further in their charcoal-making industry, which is the one thing to which they are used thoroughly, I have explained the difficulties of this concession being abused. But as I have told the Inspector in charge, wherever it is possible to ensure that they will work without such risk, I will be glad enough to help.

5. *Discipline and Morale.*—I have seen the police staff practically in all parts of the district by now and without casting any aspersions, I feel I may say that the standard of discipline is not as high as it should be. I am sorry to note a certain slackness and a lack of smartness both in appearance and in the way they go about their work. This applies both to the ordinary and to some extent, the Reserve Police also, although I am glad to say, lately I have seen decreasing signs of the Reserve men hanging about the town in unimpressive fashion. I would like to suggest that suitable instructions may be sent out to all the officers in charge to devote their personal attention to lift the tone of the force both in appearance and in conduct. I would like to emphasize that I am saying this only to further enhance the reputation of the force and not in any deprecating spirit. As I have said at the beginning, the Police Administration during the year has been equal to its tasks in this district and I am sure in an emergency will be found equal to any occasions.

18th February 1949. N. SUBRAHMANYAM.

Chingleput.

I forward herewith the Police Administration report of the Chingleput district for the year 1948.

2. I have been the District Magistrate in this district from 8th July 1948 and I am pleased to say that the Police Administration was on the whole satisfactory in spite of the fact that the Police had strenuous work during the year 1948, as they had to pay special attention to the following items of work in addition to their normal duties relating to prevention of crimes and the maintenance of law and order:—

(1) The relations between Hyderabad and the Provincial Government necessitating close watch over the persons and associations having sympathy with the activities of Hyderabad and the Razakars,

(2) the mobilization during the period immediately preceding the police action in Hyderabad,

(3) the unhealthy activities of the Socialists like fomenting agrarian troubles developing into assaults and riotings between the land-owners and tenants,

(4) quelling the anti-Hindi demonstrations specially sponsored by the Dravida Kazhagam Committees,

(5) action against the R.S.S. members in pursuance of the Government's orders to put down their activities,

(6) close watch over the members of the Muslim League,

(7) labour unrest instigated by the Communists for demanding higher wages and better amenities, and

(8) preparation and implementation of the schemes for the protection of vulnerable points in this district in view of the unsafe conditions prevailing in the country.

3. The Police have paid sufficient attention in putting up cases and securing convictions under the Suppression of Immoral Traffic Act and the City Police Act which had been applied to eight more places in this district during the year.

4. The relations between the Police and public, and co-operation between the Magistracy and the Police have been generally good. The public confidence in the Police is steadily increasing.

15 February 1949. G. ABDUL SATTAR.

North Arcot.

Abnormal unrest in the year for more than one reason had dislocated the regular work of the police force. As a sequence of the assassination of Mahatma Gandhi there was a communal rioting at Tiruvannamalai on 30th January 1948 resulting in looting, arson on a large scale and death of two persons. Subsequently there were strikes by workers more frequently in mill at Gudiyattam and in a tannery at Ranipet and sporadically at other industrial and commercial centres all over the district including the factory of Parry & Co. in Ranipet, which created tense and anxious situations all through the year and which swung heavily on the normal course of maintenance of law and order. Troubles in the factory of Parry & Co. at Ranipet, though few, were grave and dangerous. The fire in the Ammonium Nitrate godown of the factory caused heavy loss of about 2 lakhs besides the attendant danger to human life which luckily was none. The second fire after about seven months in the bonemeal godown with an estimated damage to the extent of about 4 lakhs is suspected to be the sabotage by the leaders of the Labour Union.

It is creditable that the District Police force was able to combat these disturbances and help maintain law and order successfully. The Armed Reserve had to go out of Vellore on as many as 102 occasions either to prevent and put down communal friction or labour unrest, or to make prohibition raids.

In spite of vigorous drives under security sections crimes have increased rather abnormally. Grave crimes such as dacoity, house-breaking, robbery and theft which had also increased were traced mostly to local casuals and a few non-locals. Results of police investigation have, not however, been up to the level desired due obviously to lack of adequate attention by the force due to preoccupation described above. Acute economic distress in the country in general and in this district in particular, has also contributed not a little towards this increase.

The relations between the Police and the magistracy were quite cordial and the discipline and bearing of the Armed Reserve definitely good.

11th February 1949. A. DORAI RAJ.

Salem.

I forward herewith the Police Administration Report of Salem district for the year 1948 submitted by the District Superintendent, Salem, with the following remarks.

2. Mr. P. V. Subba Rao who was District Magistrate from 5th July 1948 to 20th September 1948 has left the following remarks on the administration in Salem district.

3. I have not had experience of district work in other districts and am not in a position to judge the standard of Police Administration in this district as compared to other districts.

The important events of the year from the point of view of the Police Administration year were :—

(i) Edappadi disturbances following the assassination of Gandhiji,

(ii) The labour disputes at Mettur culminating in the riot of April 1948,

(iii) The Police action in Hyderabad during which the district Police had to be on their toes, and

(iv) Finally the Rashtriya Swayam Sevak Sangh agitation towards the end of the year.

Except at Edappadi, I consider that the Police put up a good show.

4. There has no doubt been an increase in grave crime during the year under the heads of murder, dacoity, house-breaking and cattle theft. The present District Superintendent of Police is taking pains to improve the standard of investigation by his subordinate officers.

5. So far as prohibition is concerned, the standard of enforcement in the district must be deemed to be satisfactory.

6. The Deputy Inspector-General of Police has promised to visit the district in the near future with a view to re-arrange the jurisdictions of the various police officers.

7. I received full co-operation both from Mr. Carlson and from the present District Superintendent of Police Mr. Basheer Ahmed whenever I had occasion to ask for it. Mr. Basheer Ahmed was specially helpful in putting down the Rashtriya Swayam Sevak Sangh's agitation.

8. Finally, I wish to invite pointed attention to the fact that there have been frequent changes of officers during the year and this is certainly not conducive to continuity of policy and efficiency of administration. There have been three changes of District Superintendents of Police in the course of the year and nine changes in all of Subdivisional Officers for five subdivisions. I hope that during 1949, there will not be so many changes.

10th February 1949. C. V. NARASIMHAN.

Remarks, dated 24th August 1948, *by G. Abdul Sattar Sahib. bahadur*, B.A.

I forward my report on the Police administration of Salem district for the year 1948 for the period I was in charge of the district.

2. The Police had a strenuous and anxious period on account of the large communal disturbances at Edappadi and threatened communal tensions at other places in the district on various occasions. The District Magistrate and the District Superintendent of Police through their combined efforts and timely action brought the situation under control. The police had also to deal with the Food Control orders, the kerosene, and yarn control orders. The various voluntary organizations which were declared unlawful like Rashtriya Sevak Sangham, Muslim National Guards, the Communist controlled Labour organizations especially at Salem and Mettur kept the police very busy. Two of the four star Communists of this district had to be arrested, while two in spite of the best efforts of the Police went underground. Enforcement of Prohibition was effectively done by the Police by good detection and prevention.

The police showed necessary zeal and energy in dealing with all these matters. Loyalty and devotion to duty were not wanting in them. The only occasion when certain police officers failed to handle the grave situation effectively and firmly was at Edappadi on 31st January 1948. Barring this the police had a record of good work in the district. The relation between the Police and the Magistracy was cordial and good.

Remarks, dated 20th September 1948, *by Sri P. V. Subba Rao.*

"I was in charge of the district only for a short period from 5th July 1948 to 20th September 1948. I have, therefore, not had much time to acquire a detailed knowledge of the Police administration of the district. I record, therefore, only a few facts that have struck me as most noticeable.

"2. There has been increase in crime both against property and person. A number of members of the criminal tribes seem to be going about and house-breakings are reported from several places. Some special vigilant patrol will, therefore, be necessary to prevent an outbreak of this kind of crime. Murders also have been on the increase, some of them resulting from motives of revenge for information given or suspected to have been given in prohibition offences. The co-operation of the public in the matter of prohibition crimes has not been very conspicuously present. The police have had to struggle on without support from the villagers and even in opposition to them. Illicit distillation does not seem to be on the decrease. This prohibition work both in detection and in regard to the proper work has added enormously to the work of the Police to the detriment of their regular work. The circles are very unwieldy and the jurisdiction of the stations do not correspond to the revenue or magisterial jurisdictions. The result is that the Police staff has to spend most of its time in running from one court to another. An increase in the staff of the Sub-Inspectors and Inspectors and redistribution of jurisdictions are urgently necessary. The Deputy Inspector-General of Police who was inspecting the district recently was also of the same opinion.

"3. Detection is of the average. Investigation is not generally of a very superior quality. This is probably due to the fact that a good number of stations are manned by persons promoted from the ranks. The relations between the Magistrates and Police are generally cordial but during the inspection of the Subdivisional Magistrates' Courts, I found that service of processes and attendance of the Police officers on the dates could have been better. This may probably be due to the shortage of men and sudden rush of work but this hampers the prompt disposal of cases.

"4. Traffic regulation is on the whole fairly satisfactory. But at least in Salem Town there are several points where more men could be put on or traffic islands formed.

"5. I have seen only the work of the present District Superintendent of Police, but from what little I have seen myself, he seems to have inherited a bad legacy of indifference and indiscipline and I know he is trying his best to improve matters.

"6. Housing is a grave problem for the men. In most places, there are no lines for the constables. This is the worst district I have seen in regard to this matter. The men cannot develop an *esprit de corps* unless they live together while their living in detached places with the rest of the villagers creates local contacts for them which is detrimental to the police work, and above all, the men cannot be assembled generally in an emergency. The house-rent allowance paid is not adequate either. Relief of housing is an urgent problem in this district and unless something is done in this matter I am afraid there might be a crisis soon.

"7. I must also record that I have had very great co-operation from the District Superintendent of Police in all matters in which I required his assistance."

Coimbatore.

The Coimbatore Police Administration Report for 1948 reveals generally satisfactory results. During the year the Police had to deal with a general strike in the Textile Mills which lasted for four months but which, thanks to the tactful but firm handling of an inflammatory situation, passed off with no serious breaches of the peace. The communal trouble in Erode after the death of Gandhiji, though it necessitated police firing, improved immediately due once again to the police action and subsequent clemency. The Kisan trouble in Dharapuram did not spread and was soon suppressed thanks once again to firm and prompt police action. In spite of frequent strikes throughout the district the general situation remained peaceful.

Though the police were so fully engaged in maintaining law and order yet the percentage of detections and convictions for serious crimes increased. The Prohibition figures show that Coimbatore district has been able to enforce prohibition with comparatively few breaches.

I would draw attention to the increase in thefts and house-breakings due partly to the repeal of the Criminal Tribes Act. I would also draw attention to the urgent need for accommodation for the Police Force.

The formation and training of the Home Guards went on briskly and on the whole successfully.

A great deal of the credit for this generally satisfactory state of affairs is due to Mr. Krishna Menon who was District Superintendent of Police for most of the period under review. The Government have been pleased to recognize his services and also to record their appreciation of the work done by the whole of the Coimbatore Police Force during the general strike period.

10th February 1949. F. W. A. MORRIS.

The Nilgiris.

Forwarded.

2. My predecessor left no notes of his remarks about the Police administration in this district. I joined duty in August 1948 and my remarks cover only the period from August to December 1948. I consider that the Police Administration had generally been efficient. There had been an appreciable decrease in the number of murders and house-breakings and thefts and the decrease has been satisfactorily explained as due to the demand of labour and high wages. The relations between the Police and the general public are quite satisfactory. I have found the Police administration in the district extremely satisfactory. The morale of the forces is sound and it can be relied upon during emergent times. There are no complaints of police excesses.

3. The enclosures received along with No. C. 1. 8040/48, dated 8th February 1949 of the District Superintendent of Police, Ootacamund, are enclosed herewith.

17th February 1949. S. RAJAGOPALA AYYANGAR.

Malabar.

Forwarded.

2. I have not much to say about the Police Administration in 1948 as I joined this district only about the middle of September 1948. I consider that the Police Administration on the whole has been generally very efficient. Despite the several difficulties that were met with, the communist menace in North Malabar has been brought under control. Detection work has also been fairly high due to the many arrests under suspicion which lead to specific offences. There have been signs of hearty co-operation from the public with the Police when the latter came into contact with the communists rebellion in North Malabar.

3. There has been an abnormal increase under dacoity. The cause for such an abnormal increase has not been explained. Both house-breaking and cattle theft had shown signs of increase. The reduction in the percentage of detection under murder from 75·76 in 1947 to 60·55 in 1948 would require close attention and proper check. So also the detection work under robbery has not been happy.

4. The work under security sections has been particularly good. Habitual criminals have been dealt with deterrently. It is gratifying to note that the Police have interested themselves in detecting many food offences and cases of cheating by many of the P.C.C. Societies and ration shops. It is hoped that with greater zeal and enthusiasm, both from the Police as well as from the officers of the Food Department, the malpractices by the Societies will be prevented before long.

5. The relationship between the Police and the general public as well as the relationship between the Police and the Magistracy has been fairly satisfactory.

10th February 1949. T. K. SANKARAVADIVELU.

Malabar Special Police.

Forwarded.

I have to congratulate the Malabar Special Police on the unique distinction it has gained both in fighting the armed revolution of the Communist bands of North Malabar in the early part of this year and in the 'Police action' in collaboration with the Military in Hyderabad.

I quite endorse the view expressed by the Commandant that the health of the Force is fast deteriorating on account of the low scale of diet and the poor rations which the Force is now getting. Consistent with its physical exertion and arduous training and work, it should normally be entitled to more substantial and increased diet.

10th February 1949. T. K. SANKARAVADIVELU.

South Kanara.

I have no remarks to offer except my predecessor's remarks already communicated to you.

As regards the steps taken to prevent trespass on Railway lines the present system is working satisfactorily. The administration report is returned.

22nd February 1949. N. C. THOMAS.

Remarks, dated Nil by Sri S. R. Kaiwar.

It has been customary to say year after year that the relations between the Magistracy and the Police continue to be cordial. I have discovered much latent hostility which I am taking steps to put an end to.

Tiruchirappalli.

I took charge of the district on the 20th July 1948 and have maintained fairly close contact with officers and men in the Police —I have seen some Police stations.

2. Though the figures of Crime for 1948 may give the impression that the district was no worse off than before (after excluding Pudukkottai where the number of cases is roughly no more than the quinquennial average), the Police had responsible duties in respect of Communist activities, which were fairly brisk, agrarian troubles and propaganda by the Dravida Kazhagam. The effective maintenance of Law and Order in the district during the year is sufficient indication of the capable manner in which the responsible duties were performed. It is most unfortunate that a Head Constable should have been beaten to death by Communist minded workers in April 1948.

3. The merger of Pudukkottai created problems for the Police Department, as for other Departments, in regard to absorption and terms of absorption of the quandam State personnel. Though delay is unavoidable, the time lag has caused some discontent. I would stress the importance of expediting the final decision. Officers and men of Pudukkottai has adjusted themselves well to the change.

4. It seems a pity, though it might have been unavoidable, that standards for enlistment have had to be lowered. Though the quality of recruits has deteriorated, enrolment has been satisfactory.

5. I have noticed the serious inconvenience caused in several stations to officers and men by not having official quarters the present practice of having to scrounge for accommodation in villages is not calculated to increase the prestige or the efficiency of the Police. I am definitely of the view that it would be a very good investment for Government to provide quarters and barracks for officers and men. I would urge that this question should be seriously examined as early as possible.

6. Police Officers have adapted themselves very well to the changed political context and have maintained cordial relationship with the public. During the course of my extensive tours I have heard very few complaints.

7. I feel that it would be a good thing for Government to reassure all officers (even if this may seem redundant) that they will be given full support for legitimate force used by them. Preservation of Law and Order, viz., use of force where necessary is even more necessary in an Independent India.

8. I should like to record my appreciation of the excellent work done by the Police.

1st March 1949. V. N. RAJAN.

South Arcot.

1. I record with pleasure my appreciation of the complete co-operation that I have had from the District Superintendent of Police and his Assistants in taking timely precautionary measures against anticipated breaches of the law. If major incidents have been avoided, it is due to such preventive action.

2. The rank and file of the police forces, however, need greater attention. Want of it has been responsible for the escape of prisoners from custody, non-service of summonses in several cases, inattentive guards in sub-jails, unwillingness on their part to carry out the orders of the Hon'ble Minister for Prisons to keep prisoners out in the open air as much as possible even in sub-jails where there are enclosed court-yards and insufficient men for the guard.

3. Another improvement that I look forward to, is the nature of the security cases that are put up before the Magistrates. There is now too much disposition to put up easy cases like those under section 109, Criminal Procedure Code and under the City Police Act. What is wanted is greater attention to factions and rowdies and action under sections 107 and 110, Criminal Procedure Code.

4. In regard to paragraph 4, it is pointed out that cholera was wide spread in the district. It is therefore fortunate that the Police forces escaped untouched.

5. In regard to paragraph 5 of it, it is pointed out that if the stoppage of increment is inadequate, there are other forms of punishments like reducing a man's pay to a lower stage in the time-scale.

6. The Village Vigilance Committees, I note, have shown further deterioration. There is a proposal to abolish these and to transfer their duties to the Village Prohibition Committees.

13th February 1949. A. F. MASCARENHAS.

Tanjore.

The Kisan movement was at its height during the year and open revolt against law and order was the order of the day among the Kisans in an attempt to overthrow the administration and force their views on the Government. The situation had to be very tactfully handled, and I must say that all ranks of the Police stood up well to the test. Splendid assistance was given to the Revenue Officers in trying to first settle the differences between master and servant by conciliation and where this failed, the Police took firm hold of the situation and kept it under control with the minimum of force.

2. Due to the failure of crops in the Ramnad and other surrounding districts, there was a great influx of agricultural labourers into this district and with them came many undesirable characters with the result that the Police had their hands full keeping track of the undesirables and detection of crime.

3. Added to all this, there was the growing smuggling problem, where the smugglers were gaining from strength to strength, with the result that the Tanjore policeman found himself in a very unenviable position. Taking all this into consideration, it must be admitted that the District Police performed their duties very satisfactorily.

23rd February 1949. H. C. M. McLAUGHLIN.

Mathurai North.

There is a general decrease in crime which is attributed to greater vigilance and better preventive and security work. A very welcome feature of the report is the appreciable increase in the percentage of detection especially of grave crime.

Mathurai City, as usual, put a heavy strain on the local Police with the T.V.S. strike, the South Indian Railway strike and other disturbing situations which made it necessary to mobilise the Armed Reserve on five occasions. Towards the end of the year there was strike of students in the American College and the R.S.S. Satyagraha. All these situations were handled efficiently and tactfully by the police.

There was one instance of communal trouble in Mathurai in September last when a small incident developed into a Hindu-Muslim clash resulting in the murder of two innocent Muslims. The trouble was soon localised and it subsided within a few days. There was also a clash between Harijans and caste Hindus in Chinthamani, a village near the City and the police took prompt action.

Socialist and Communist activities were having a lull mainly on account of the arrest and detention of the leading Communists. The kisan agitation in Sholavandan and surrounding area was also kept under check by the detention of the leaders. The situation there was however such as to require continued vigilance on the part of the police.

Apart from the major strikes like the T.V.S. strike, the Railway strike, etc., there were labour troubles of a lesser nature in Mathurai and Dindigul. They were all kept under control and were not allowed to disturb the public peace. To keep labour and Communist demonstrations under control a 144 order had to be kept in force in Mathurai and Dindigul now and then.

The working of Prohibition under police management was quite satisfactory.

The administration was generally efficient and commended public confidence. All the officers gave me their utmost co-operation.

17th February 1949. K. RAMA VARMA RAJA.

Mathurai South.

1948 was the first full year during which Prohibition was worked in the district and it must be said on the whole that the enforcement was effective.

2. The general increase of grave crime under all the main heads is very noticeable. Kallar crime has also increased. The police succeeded in rounding up and disposing of some notorious Kallar gangs whose operations were responsible to some extent for the increase in Kallar crime.

3. There is a general increase in the percentage of detection, though under the heads of dacoity and robbery there is marked fall. Improvement is necessary in the standard of investigation. Stolen property recovered was more than in 1947.

4. Fortunately there was not much of communal tension except at Devadanapatti and to a lesser extent at Sakkimangalam. These places are for all practical purposes quiet now.

5. There are three or four spots in the district where there is kisan activity but during the year there was no flare up anywhere.

6. The district was generally quiet in the year and the administration was generally efficient.

17th February 1949. K. RAMA VARMA RAJA.

Ramnad.

Forwardod.

2. I was not in charge of the district during the period covered by the report, and I cannot offer any remarks based on personal knowledge. I have not been able to discover any remarks left by my predecessors.

3. I agree that some action is immediately necessary to provide suitable housing accommodation for Kamuthi Special Force and Sivakasi Reserve. The money spent on maintaining these Reserves cannot be considered to be well spent, if the forces are not able to develop any *espirit de corps* and cannot be mustered in full strength in any emergency.

4. The increase in crime against property is, I suspect, the result not only of the repeal of the C.T. Act and high prices but also the influence of unsocial elements. There seems to be a general feeling of insecurity about property all over. The decrease in rioting is gratifying and bears testimony to the timely preventive action taken by the Police.

5. What with the Kisan and Communist activities and threats of strikes, the Police have had and continue to have a strenuous time. The report records in progress in most directions and I trust it will be maintained and improved during the current year.

18th February 1949. P. V. SUBBAROW.

Tirunelveli.

There were too many changes of police officers throughout the district during the year resulting in want of suitable men with local knowledge to properly deal with crime, which was on the increase. Dacoities and robberies have doubled themselves in the year, while there was no appreciable improvement in detection work. The number of O.V. criminals continued to be very large in spite of the efforts made by the police in the matter of tracing these criminals. Mr. J. L. Ronson, the present District Superintendent of Police, has been doing his best to put down the growing Marava crime by organizing frequent raids in the Marava areas. It is gratifying to note that there has been an appreciable increase in the number of security cases put up by the police. However, there is a good deal of scope to improve both detection work and the quality of investigation by the subordinate police officers. The relations between the police and the magistracy were cordial throughout the year and I had the full co-operation and willing assistance of the District Superintendent of Police and his subordinate police officers in handling all the situations. The morale of the Police Force was good and I am glad to state that the police administration for the year was quite satisfactory.

11th February 1949. K. GHULAM MUHAMAD.

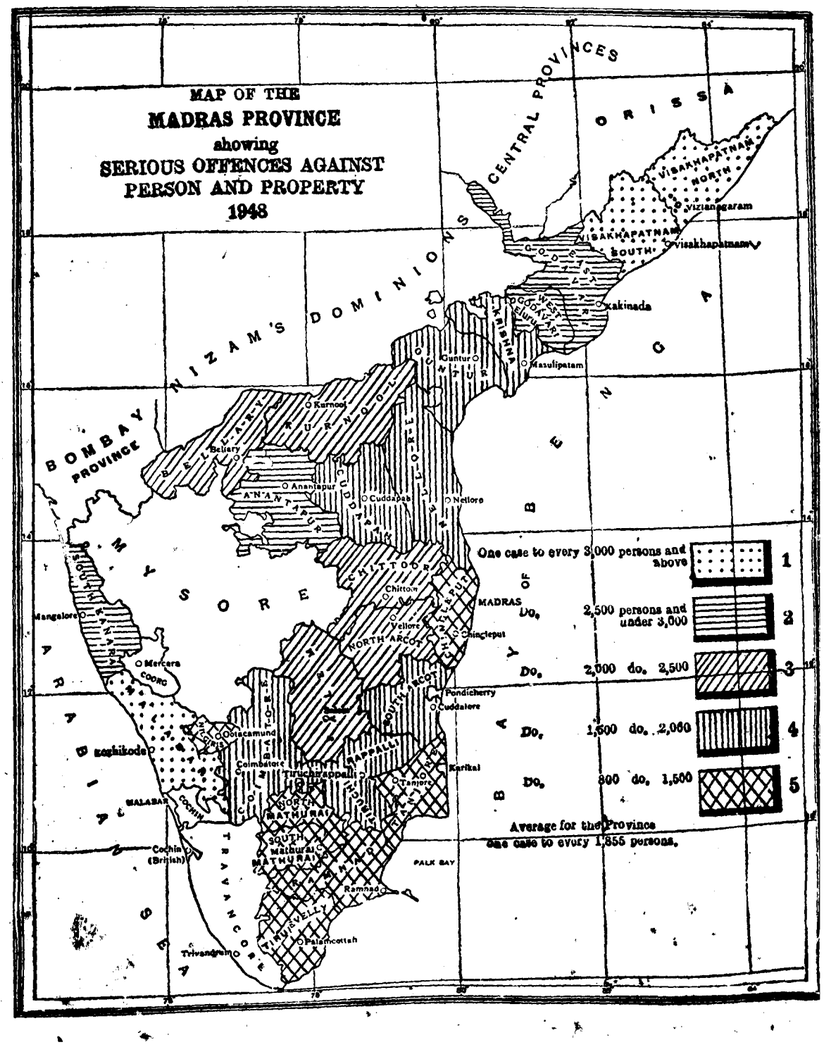

56809

[Maximum number of pages fixed for the report is 40—vide paragraph 19 of letter from the Government of India, Home Department (Public), No. 2739, dated 26th March 1901, printed in G.O. No. 558, Public, dated 3rd June 1901.]

460

CONTENTS

PART I.—THE POLICE FORCE.

	PARA.	PAGE
Officers	1	1
Strength	2	2
Recruitment	2	2
Casualties	2	2
Health	2	2
Education	3	2
Training schools—*The Provincial Police Training School, Vellore*	4	2
Central Recruits' Schools	4	3
Conduct—		
Departmental punishments	5	3
Appeals	5	3
Judicial punishments	5	3
Titles	6	
Rewards	6	
Extraordinary family pensions and compassionate allowances and gratuities	6	
Cost	7	
Buildings and housing the Force	8	
Co-operative societies and stores	9	
General Provident Fund	9	
Work of Inspectors and Sub-Inspectors	10	
Armed Reserves	11	
Malabar Special Police	12	
Special Armed Police Units	12-A	
Home Guards	12-B	
Police Wireless Scheme	13	
Village Police	14	
Ghat talaiyaris	15	

PART II.—STATISTICS OF CRIME.

General character of the year	16	7
Total cognizable crime	17	7
Serious offences against person and property	18	8
Grave crime	19	8
Murder	20	8
Infanticide	21	9
Riots and disturbances	22	9
Communal tension, agrarian movements and labour troubles	22	9
Dacoity	23	
Robbery	24	
Mail robbery	24	
House-breaking	25	
Theft	26	
Cattle theft and cattle poisoning	27	
Counterfeiting coins and currency notes	28	
Other cases of interest	29	
Justifiable homicide	30	
Accidental deaths	31	

PART III.—DETECTION AND PREVENTION OF CRIME.

Crime—How dealt with	32	11
Cases in which investigation was refused [Section 157 (1) (b), Criminal Procedure Code]	32	12
Cases referred by Magistrates under Section 202, Criminal Procedure Code	32	12
Attendance at sessions	32	12
Property lost and recovered	33	12
Prosecutions	34	12
Prosecuting staff	34	12
Inadequate sentences and re-trials	34	12
Escapes	35	13
Prosecutions for false complaints	36	13
Cases found false after trial	36	13
Prevention—*Habitual criminals*	37	13
Old offenders	37	13
Criminal Tribes Act and the Madras Restriction of Habitual Offenders Act	37	13
Prevention—*cont.*		
Settlements and Kallar Reclamation	37	
Criminal tribe gangs	37	
Security for good behaviour	37	
Criminal Investigation Department	38	
Finger-print Bureau	38	
The Shorthand Bureau	38	
Railway Police	39	
Port Police	40	
Cinematograph Act	41	
The Suppression of Immoral Traffic Act	42	
The Madras City Police Act	43	
Prohibition	44	
Execution of warrants	45	
Inspection	46	
General	47	
Programme of work	48	

APPENDIX A.

Return of cognizable crime—Cases (Statement A, Part I) *	18
Return of cognizable crime—Persons (Statement A, Part II) *	20
Return of cognizable crime—Cases (Statement AA, Part I) †	22
Return of cognizable crime—Persons (Statement AA, Part II) †	
Return showing the sanctioned strength and the cost of Police (Statement D) ‡	
Return showing equipment, discipline and general internal management of the Force (Statement E) ‡	

APPENDIX B.

Administration Report of the Madras City Police

APPENDIX C.

Remarks of the District Magistrates on the Police Administration Reports of the several districts