209

Corporation of Madras.

Administration Report for 1918 — 19

1919.

M19
35209

CORPORATION OF MADRAS



(RIPON BUILDINGS)

ADMINISTRATION REPORT

FOR

1918-19.

MADRAS:
PRINTED BY THOMPSON & CO.,
33, POPHAM'S BROADWAY.

1919.

R
V 2117,61 Y M18
M19

33209

2

CORPORATION OF MADRAS.

ADMINISTRATION REPORT FOR 1918-19.

ADDENDA ET CORRIGENDA.

On page	8	paragraph	7	32nd	line *for* " Education) "	*read* " (Educational)."
"	12	"	19	5th	line *for* " cellected "	*read* " collected."
"	14	"	26	1st	line *for* " Tne "	*read* " The."
"	19	"	46	10th	line *for* " Rs. 30,000 "	*read* " Rs. 39,000."
"	28	"	66	17th	line *for* " eet "	*read* " Feet."
"	86	column	11	4th	line *for* " 1916-17 to 1917-18 "	*read* " 1916-17 and 1917-18."
"	86	"	11	10th	line *for* " 1916-17 to 1917-18 "	*read* " 1916-17 and 1917-18."
"	86	"	11	11th	line omit 1916-17.	
"	86	"	11	12th	line *for* " 1916-17 to 1917-18 "	*read* " 1916-17 and 1917-18."

" 123 statement No. 4, under column 'establishment' *for* " Rs. 1,905-1-10 " against Corporation Model School at Chetput *read* " Rs. 1,905-12-10."

CORPORATION OF MADRAS,
16th September 1919.

H. H. BURKITT,
Ag. President.

வே.சுப்பா
செப்பனிடுவதற்காக எடுத்துக் கொள்ளப்பட்ட
மார்ச்மாதம் 1988 வருடம்
செப்பனிட்டு முடித்த
மார்ச் மாதம் 1988 வருடம்
ஆராய்ச்சி உதவியாளரின் கையொப்பம்

CONTENTS.

GENERAL.

	Paragraph.
Changes in the constitution of the Corporation	1
Reinstatement	8
Executive Officers	9
Meetings	10
Committees and Sub-Committees ...	12
Resolutions of the Corporation ...	13
Revenue Administration	14
Finance	16

RECEIPTS.

Tax on Professions, Arts, Trades and Callings	18
House, Water, Drainage and Lighting Taxes combined	20
Tax on Vehicles with Springs and on Animals	24
Tax on carts and other Vehicles without Springs	27
Tolls on Vehicles and Animals entering municipal limits ...	30
Revenue derived from municipal property and powers apart from taxation	31
Moore Market	32
License fees on timber and firewood	35
Grass Farm	36
Private Markets	37
Fees for licenses, Registration, &c.	38
Interest on investments	39
Grants and Contributions ...	40
Payment for water supplied for non-domestic purposes ...	41
General incidence of taxation ...	42
Advance Account	43

EXPENDITURE.

Grant—I.	
Communications	44
Buildings	52
Special Works Department ...	55
Water Works	57
Drainage	60
Position of the Water and Drainage Works	63
Drainage—ordinary ...	64
Water-supply—ordinary ...	66
Miscellaneous	68
Administration	69
Grant—II.	
Education	73
Grant—III.	
Hospitals and Dispensaries ...	84
Contributions	90
Road watering	104
Grant—IV.	
Lighting	105
Avenues	106
Public Parks	107
Fire	115
Grant—V.	
Supervision and Management	116
Refund of other than Current Collections	117
Repayment of debt	118
No. II Account	119
Workshops	120

APPENDIX I.

		Page.
I.	Statement of Receipts and Expenditure	38—43
II.	Do. of Expenditure	44—53
	Do. of Liabilities and Assets	54—55
II-A.	Details of allotment for expenditure on public works	57—83
III-A.	Demand, collection and balance statement of taxes, &c. (Current) ...	84—85
III-B.	Do. do. do. (Arrear) ...	86
III-C.	Receipts from the license fees on import of timber and firewood ...	87
Table No. 1.	Statement showing current demand, collection, remission and balance, under the combined property taxes as compared with the corresponding figures for 1916-17 and 1917-18	88
„ 2.	Statement showing demand, collection, remission and balance, under the combined arrear property taxes as compared with the corresponding figures for 1916-17 and 1917-18	88
„ 3.	Statement showing the number of vehicles and animals assessed for 1918-19 as compared with that of 1917-18	89
„ 4.	Statement showing the constitution of the Corporation on 31st March 1919	89
Statement of Loans	... ...	90—91
Account Current, General Fund	... ...	92
Do.	Water and Drainage Fund	92
Do.	Lighting Fund	93
Revenue and Capital Accounts	... .	93
Statement showing the expenditure from the special grants received from Provincial funds	... ...	94

APPENDIX II.

Table No. 1.	Statement showing the expenditure on works since the creation of the Special Works Department	95
„ 2.	Expenditure under Capital Account, Special Works Department ...	96
„ 3.	Drainage Section, Special Works Department, Contract M. & M. No. 34 (Turner Hoare & Co.)	97
„ 4.	Statement showing cast-iron pipes laid up to 31st March 1919, distribution scheme, Special Works Department	98
„ 5.	Construction work, Drainage Section—Departmental Sewer Laying...	99
„ 6.	Gravitation Main No. 1—Brick Sewer—Departmental Works ...	99
„ 7.	Construction Work—Drainage Section—Laying Cast-Iron Pipes ...	100
„ 8.	Pumping Main No. 6—Laying 36" Diameter Cast-Iron Pipes—Departmental	100
„ 9.	Water Works Restricted Programme Completion Statement ...	101
„ 10.	Messrs. Burn & Co.'s Stoneware Pipes (Indians) Abstract Statement of breakages and cost per foot	102
„ 11.	Statement of contracts awarded in connection with the new water-supply	103
„ 12.	Do. do. do. special drainage.	104
„ 13.	Statement showing the value of tools, plant and materials, Special Works Department	105
„ 14.	Cost of design and supervision—Special Works Department ...	106
„ 15.	Statement showing the works executed and the cost charged to Revenue Account during 1918-19	107
„ 16.	Statement showing works done up to 31st March 1919, with the value thereof, at Main Drainage Report estimate rates etc.	108

		Page.
Table No. 17.	Statement showing the value of pumping station buildings and plant.	109
„ 18.	Cost of pumping at pumping Stations	110
„ 19.	Statement showing sizes and lengths of water pipes laid in 1918-19.	111
„ 20.	Reforming roads	111
„ 21.	Statement showing the monthly rainfall and water level in the Red Hills Lake	112
„ 22.	Amount of water used for non-domestic purposes	112
„ 23.	Statement of applications for licenses received, granted and refused...	113—115
„ 24.	Do. receipts and disbursements of People's Park ...	116
„ 25.	Do. do. do. of Napier Park ...	116
„ 26.	Do. do. do. of Robinson Park ...	117
„ 27.	Do. do. do. of Loane Square ...	117
„ 28.	Do. do. do. of Sivangnanam Park ...	118
„ 29.	Statement showing number and cost of works executed by Workshops	118
„ 30.	Statement showing number and description of carts, &c., manufactured in the Workshops	119
„ 31.	Statement of new machinery purchased for Workshops	119
„ 32.	Statement showing some of the more important works done in the Workshops	120

APPENDIX III.

Educational Statistics	121—123

APPENDIX IV.

Report of Royapettah Hospital	124
„ Chintadripet Dispensary	124—126
„ Washermanpet Dispensary	126—127
„ Bauliah Naidu Dispensary	127—128
„ Rajah Sir Ramaswami Mudaliyar Maternity Hospital ...	128—129
„ Sri Kanyaka Parameswari Dispensary...	129—130
„ Kalyani Hospital	130—131
„ San Thomé Dispensary	131—132
„ Venkataramana Dispensary	133
„ St. Thomas Convent Dispensary	133
„ Victoria Hospital for Caste and Gosha Women	134—135
Statement showing the diseases treated in hospitals and dispensaries ...	136—137
Statement showing the attendance of patients treated, the income and the expenditure of hospitals and dispensaries	138

5

CORPORATION OF MADRAS.

Report of the President from 1st April 1918 to 31st March 1919.

Changes in the Constitution of the Corporation.

Elections.

1. As required by Section 46 of the Madras City Municipal Act, 1904, th lists of persons qualified to be elected Municipal Commissioners and of thos qualified to vote at such elections were revised with the result that 557 persoı were registered as eligible for election as Municipal Commissioners, and 11,8(as eligible to vote, as against 514 and 12,071 respectively in the previous yea The percentage of persons qualified for election as Commissioners to the tot literate (English) adult male population of the city was 1·55 and that of persoı qualified to vote to the total adult male population of the city both literate ar illiterate was 7·56.

2. Three elective seats fell vacant during the year under report in divisioı 10, 16 and 14. The vacancy in the 10th division was caused by the death the Commissioner M.R.Ry. P. Parthasarathy Nayudu Garu on 16th July 191 The seat was contested by M.R.Ry. V. Shanmuga Mudaliar Avargal, Dr. I Venkataswami Chetti Garu and M.R.Ry. P. Kuppuswami Chettiar Avargal. M.R.R V. Shanmuga Mudaliar Avargal, the successful candidate, was declared to l elected under Section 39 of the Act. This election however was set aside l the High Court in C. S. No. 450 of 1918 on the ground that at the date of ele tion, Mr. Shanmuga Mudaliar was an Honorary Presidency Magistrate and such, was disqualified for election as a Commissioner under Section 34 of the Ac A fresh election was therefore notified for the 17th February 1919 and Mr. Shanmuga Mudaliar was the only candidate nominated, he was declare elected without ballot on the 25th February 1919. The vacancies in the 16t and 14th divisions were caused by the expiry of the term of office of M.R.R G. R. Authikesavalu Nayudu Garu and M.R.Ry. S. Venkataramaswami Mudali Avargal respectively. The election in the 16th division was contested an M.R.Ry. G. R. Audikesavalu Nayudu Garu was elected Municipal Commissione In the 14th division M.R.Ry. S. Venkataramaswami Mudaliar Avargal the onl candidate nominated was declared elected without ballot.

3. *Representatives of the Chamber of Commerce.*—Mr. A. J. Leech who wa appointed on 17th April 1917 continued to hold office during the year. Mr. A. I Symonds who was appointed on 18th July 1916 resigned his seat on th

Corporation on 15th January 1919 and Mr. W. A. Turner who was appointed in his place on 11th February 1919 also resigned his seat on 12th March 1919. The Government have been requested to appoint a substitute in his place and their orders are awaited. Mr. A. J. Powell who was appointed on 10th April 1917 continued to hold office during the year.

4. *Representatives of the Trades Association.*—M.R.Ry. Rao Bahadur N. C. Rajagopalachariyar Avargal who was appointed on 27th March 1917 continued to hold office during the year.

The term of office of the Hon'ble Mr. C. H. Higginbotham who was appointed on 6th July 1915 expired on 6th July 1918 and Mr. H. W. Wilson who was appointed in his place on 30th July 1918 resigned his seat on the Corporation on 24th March 1919. The Government have been addressed for the appointment of a successor in his place. Mr. D. Morrison who was appointed on 3rd April 1917 resigned his seat on the Corporation on 16th September 1918 and Mr. W. H. Nurse was appointed in his place on 15th October 1918 and continued to hold office during the year.

5. *Representatives of the Harbour Trust Board.*—Mr. Khan Bahadur Abdul Kuddus Badsha Sahib Bahadur who was appointed on 5th March 1918 continued to hold office during the year.

6. *Representatives of the Madras and Southern Mahratta Railway Company.*—M.R.Ry. Rai Bahadur B. Moppurappa Garu who was appointed on 18th December 1917 continued to hold office during the year.

7. *Nominations by Government.*—M.R.Ry. M. D. Devadoss Avargal, the Hon'ble Yaqub Hassan Sahib Bahadur, Mr. E. R. Osborne, Mr. H. W. Callaghan and Lt.-Col. R. Bryson continued to hold office during the year.

The term of office of Lt.-Col. C. Donavan who was appointed on 18th May 1915 expired on 18th May 1918, and he was reappointed on 21st May 1918.

The term of office of the Hon'ble Mr. G. Fraser, who was appointed on 20th April 1915 expired on 20th April 1918; he was reappointed on 23rd April 1918. He resigned his seat on the Corporation on 17th February 1919. Mr. J. W. Crusha who was appointed on 6th February 1917 also resigned his seat on the Corporation on 13th February 1919. The Government have been addressed for the appointment of successors in these two cases.

Reinstatement.

8. Under Section 54 of the Madras City Municipal Act, 1904, the following Commissioner lost his seat on the Corporation by failing to attend either three consecutive general meetings or six consecutive meetings. He was reinstated under the proviso to Section 55 of the Act.

Name.	*Date of loss of seat.*	*Date of reinstatement.*
M.R.Ry. P. Parthasaradhi Naidu.	18th June 1918.	16th July 1918.

Executive officers.

9. Mr. Molony continued to hold the office of the President during the year. Dr. K. Raghavendra Rao held office as Special Malaria Officer and Health Officer during the year and Mr. M. Bazlulla Sahib Bahadur also held office as Revenue Officer during the year. Mr. J. R. Coats held the office of the Engineer during the year except for a period of one month from 1st July 1918 when he was on privilege leave. During this period Mr. J. E. Hensman, Senior Assistant Engineer was appointed as acting Engineer. Mr. J. W. Madeley held the office of the Special Engineer for the design and execution of the water and drainage works except for the periods from 6th May to 1st June 1918 both days inclusive when he was absent on privilege leave and from 4th July to 4th August 1918 both days inclusive when he was absent on military duty. On both these occasions, Mr. A. L. Houston, Senior Drainage Assistant Engineer was in charge of the current duties of the office of the Special Engineer in addition to his own duties.

Meetings.

10. During the year the Corporation held twelve general meetings, two adjourned general meetings, seven special meetings and one adjourned special meeting. The average number of Commissioners including the President present at each meeting was 25 as against 26 in the previous year. The percentage of attendance to the sanctioned strength was 74·8 among the divisional Commissioners, 64·2 among institutional Commissioners and 52·8 among nominated Commissioners.

11. The Standing Committee met 25 times.

Committees and Sub-Committees.

12. (1) *Water-supply to the Madras City.*—The committee appointed by Government in G. O. No. 1576-M., dated 15th September 1917 to inspect and report on the Madras waterworks and the city water-supply generally submitted a report on the subject. The Government in memorandum No. 4303/1 M., dated 20th July 1918, forwarded the report of the committee to the Corporation with the request that it would report what steps it proposed to take on the recommendations of the committee. The Special Engineer also submitted a note on the report of the committee. The Corporation by whom the whole matter was considered on 26th November 1918 passed the following resolution :—

"The Corporation after considering the various defects in the waterworks as disclosed in the report of the waterworks committee, some of which are stated to have arisen from the unauthorised deviations from the sanctioned designs and in view of the highly technical points involved in the consideration of some important portions thereof, the Corporation resolved to refer the committee's report (together with the Special Engineer's reply thereto and the remarks of the Commissioners) to the Government for such action as they may consider necessary after consulting the Sanitary Commissioner to the Government of India or other high authority."

This resolution was duly communicated to Government and their orders are awaited.

(2) *Water-supply to the Surapet Village.*—The question of water-supply to the Surapet village was considered by Government and in G. O. No. 168 M. Mis., dated 30th January 1919, they approved the Superintending Engineer's estimate of Rs. 2,800 for constructing a well in the village and connecting it with the closed conduit by a 2½" pipe and also promised to make a grant not exceeding Rs. 2,800 towards this work. The work will be put in hand by the Special Engineer of the Corporation of Madras on the required funds therefor being rendered available by Government, who was addressed on the subject.

(3) *Corporation Provision Depot.*—The Corporation at its meeting held on 16th July 1918 approved the proposal to purchase and sell stores of food and necessary clothing at central localities in the city for the benefit of the poorer classes of the population and a committee consisting of the President and Messrs. T. Rangachariyar, S. Guruswami Chettiar and C. Srinivasachariyar was accordingly appointed to go into the question of feasibilty of purchase and sale of food stuffs, &c. The committee submitted a report recommending that a provision depot be opened in North Georgetown with a capital of Rs. 25,000. This report was adopted by the Corporation at its meeting of 20th August 1918 who also appointed a small committee consisting of the above three divisional Commissioners to supervise and conduct the provision depot. The depot was opened on 11th September 1918. All preparations and arrangements connected with this depot were kindly undertaken by Mr. S. Guruswami Chettiar, Commissioner for the 8th division. The depot is being continued in view of economic distress in the city,

(4) *Accommodation to the occupants of the Moore Market Gazli destroyed by fire.*—A committee consisting of Messrs. S. Guruswami Chettiar, K.C. Desikachariar, Mahomed Usman Sahib C. P, Ramaswami Iyer and the President was appointed by the Corporation at its meeting of 15th October 1918 to consider and report on the proposal to provide structures either permanent or temporary to the occupants of the portion of the Moore Market buildings which were burnt down and to charge no license fees in respect of their occupation for a limited period. The report submitted by this committee was considered by the Corporation on 26th November 1918 who resolved to provide accommodation to the stall holders in the open space behind the Moore Market by putting up temporary structures at a cost not exceeding Rs. 20,000. The subject was further considered by the Corporation and it was resolved that the stall holders be, for the present, accommodated on the platform of the building destroyed by fire.

(5) *Mr. Lanchester's report on the Madras City.*—A committee consisting of the President and Messrs. C. P. Ramaswami Iyer, T. Rangachariar, Yaqub Hassan, Sir Gordon Fraser, A. J. Powell and B. Moppurappah was appointed by the Corporation at its meeting of 18th June 1918 to consider the suggestions made in Mr. Lanchester's report on Madras city and make a preliminary report to this Corporation as to how best the Corporation might proceed to deal with the several matters dealt with in the report. The matter is still under the consideration of the committee.

(6) *The Madras City Municipal Bill.*—A committee consisting of the President, the Hon'ble Mr. T. Rangachariar, the Hon'ble Sir Gordon Fraser, the Hon'ble Mr. Yaqub Hassan Sahib, Dewan Bahadur P. Tyagaraya Chetti Garu, Mr. A. J. Powell, Rao Bahadur N. C. Rajagopalachariar, Rao Bahadur G. Narayanaswami Chettiar, Mr. Mahomed Usman Sahib and M. R. Ry. K. C. Desikachariar was appointed by the Corporation at its meeting of 20th August 1918 to consider and report upon the Madras City Municipal Bill with a view to enable the Corporation to submit its proposals and recommendations on the Bill for consideration by the Government in its Legislative Department and by the Select Committee appointed by the Legislative Council. The committee who submitted a report had not scrutinised the draft Bill in great detail but confined themselves, in the main, to broad questions of constitution and taxation. This report was considered by the Corporation on 13th September 1918 and its resolution was duly communicated to Government. At a special meeting held on 6th November 1918 the Corporation recommended with reference to Government memorandum No. 307-1 M/o, dated 17th September 1918, that the right of voting be given to all tax-payers and that all voters be declared eligible to serve as Commissioners. The draft City Municipal Bill, as amended by the Select Committee, and as published by Government in the *Fort St. George Gazette* on 14th January 1919, was further considered in detail by the Corporation at its special meeting held on 4th February 1919 and this resolution was also communicated to Government. At a special meeting held on 4th March 1919 the Corporation passed the following resolution declining to accept the present City Municipal Bill :—

"That this Corporation is of opinion that the City Municipal Bill now before the Madras Legislative Council, by reason of its failure to provide sufficient revenues for the Corporation, adequate to meet the necessary expenditure on a progressive Municipal policy for this city, as well as by the concentration of excessive administrative control in the hands of the Municipal Commissioner, who is only a deputy of the Local Government, fails to liberate the Madras Corporation from the "leading strings of Government" which liberation, in the opinion of the Decentralization Commission, is so necessary a condition of Municipal progress in India, and hampers the development of a sense of responsibility in members of Municipal bodies which according to the Viceroy and the Secretary of State for India is the test of the efficacy of all Municipal and political reforms."

"Under these circumstances this Corporation declines to accept the present City Municipal Bill, as a substantial step in the progressive realisation of the ideal of Self-Government for Municipal bodies in this country ; and requests the Government to withdraw the present Bill and introduce another more in consonance with their declared policy regarding the evolution of Local Self-Government."

The resolution was duly communicated to Government.

(7) *Tramways.*—In G. O. No. 886 M. Mis., dated 1st June 1918, the Government informed the Corporation that the Government of India sanctioned

the re-alignment of the tramway line along the Body Guard road, on the understanding that the Penitentiary and the Government House bridges would be widened; and the Joint Manager of the Madras Electric Tramway Company forwarded a draft tramway order for the tram lines to be laid along the Body Guard road and Mount road, and requested sanction to lay the tramway track in the following roads in anticipation of the completion of widening of the Government House bridge :—

(*a*) From Spencer's corner and along Mount road, coupling up with the lines at W. E. Smith's corner and at the Vijianagram fountain to the west side of Government House bridge.

(*b*) From the east side of Government House bridge along Body Guard lines connecting up to the existing track at General Hospital bridge.

The draft tramway order was approved by the Corporation with certain alterations at its meeting held on 15th October 1918 and was forwarded to Government on 17th October 1918 for their orders.

As regards the cost to be incurred in widening the Government House and Penitentiary bridges necessitated by this new alignment of the tramway, the Corporation at its meeting of 20th November 1917 already resolved that the Tramway Company, the Madras Corporation and Government should pay the cost of widening the bridges in the proportion of one-third each. This resolution together with the letter from the Tramway Company declining to commit themselves beyond the maximum of Rs. 1,06,667 being a third of the cost of widening the bridges as estimated by Government in memorandum No. 7109-M. dated 26th October 1917, was duly communicated to Government on 10th December 1917. The orders of Government on the subject are awaited.

In Government memorandum No. 5309/1-M. dated 23rd October 1918, the Government forwarded for the remarks of the Corporation the draft rules which they proposed to issue under section 24 of the Indian Tramways Act 1886 for regulating the use of electric traction in the city and commended to the Corporation the desirability of making the following rule under clause (*a*) of sub section (2) of section 24 of the same Act :—

"The speed at which carriages shall be driven or propelled along the tramways shall not exceed the rate of 12 miles an hour and the speed at which such carriages shall pass through facing points whether fixed or moveable shall not exceed the rate of 4 miles an hour. Penalty Rs. 50 against the driver."

The Corporation at its meeting of 18th December 1918 resolved that the maximum speed be 12 miles per hour but that the drivers' responsibility should not cease simply because he was going at less than 12 miles per hour.

Resolutions of the Corporation.

13. The following are among the more important resolutions passed by the Corporation during the year:—

1. (*Resolution of 16th April* 1918.) *Interpellation Rules.*—The Corporation at its meeting held on 16th April 1918 passed the following resolution :—

That the rules for the interpellations of the President under section 16 (2) approved by the Government in G. O. No. 545 M., dated 11th March 1905, be modified in the manner particularised below :—

(*a*) Omit rule (6) which says "a question shall be read by the Commissioner by whom it was framed, or in his absence, by some other Commissioner in his behalf. and the answer shall be given by the President"; and substitute for it the following :—" Printed copies of all the questions and answers to be put and given at the meeting shall be placed on the Council table, quarter of an hour before the President takes his seat."

(*b*) Insert the following rule as rule (9) " With reference to questions put and answered, any Commissioner may put a supplementary question for the purpose of further elucidating any matter of fact regarding which a request for information has been made in the original question."

" Provided that the President may decline to answer a question without notice in which case the supplementary question may be put only in the form of a fresh question at a subsequent meeting."

Renumber the present rule No. 9, as rule No. 10.

The rules as revised by the Corporation were submitted to Government and sanctioned by them (G. O. No. 784-M. Mis., dated 14th May 1918).

2. (*Resolution of 21st May* 1918.). *Cleaning of Tanks.*—With reference to G. O. No. 1973-M. Mis., dated 16th November 1917, the Corporation at its meeting held on 21st May 1918 considered the question of recovery of cost of cleaning tanks, wells, &c. from owners and finally resolved that the Corporation should go on cleaning without making any specific charge for doing so and that the money required therefor must, if it was not obtained specifically from the tank owner, be obtained from the general tax payer.

3. (*Resolution of 21st May* 1918.) *Revision of Corporation Establishments.*- The Corporation at its meeting held on 21st May 1918 approved the proposal to place M. R. Ry. S. Dandapani Aiyar Avargal on special duty for a period of three months in connection with the revision of the establishment of the various departments of the Corporation. His report is awaited.

4. (*Resolution of 18th June* 1918.) *Level Crossings.*—The Corporation at its meeting held on 18th June 1918 passed the following resolution :—

" That in view of the great obstruction and inconvenience caused to public traffic by too frequent, often prolonged, and even, futile closings, with at times almost no interval between them, of the railway gates at the level crossings on the Tiruvottiyur High road and the Monegar Choultry road, the Madras and Southern Mahratta Railway Company be required to construct a ridge from Washermanpet to Monegar Choultry and to lay their railway lines on the ridge, so that two roads will be available to public traffic at their present level; and that in the meantime the Railway Company be required to put up forthwith an overbridge for passengers at both of these level crossings."

The Government to whon this resolution was communicated have appointed a committee to consider the matter and submit definite recommendations as to the work which should be carried out and as to the apportionment of the cost between the Railway Company and the Madras Corporation (G. O. No. 604-M., dated 15th April 1919).

5. (*Resolution of 16th July* 1918.) *Tramways.*—The Corporation passed the following resolution at its meeting held on 16th July 1918.—

"That in view of the great danger to public safety caused by the Madras Electric Tramway Company, in allowing passengers to ride on foot boards of cars the company be required to put an end to the practice. To facilitate the development of the system and the running of more cars, the President be requested to address Government asking them to pass very early orders regarding the widening of Government House bridge"

The resolution was duly communicated to Government for their orders.

6. (*Resolution of 20th August* 1918.) *Play Grounds.*—The following resolution was passed by the Corporation at its meeting held on 20th August 1918 :—

"That steps be taken to start play grounds in the various parts of Madras for the physical culture of students of the city".

The Corporation at its meeting held on 19th November 1918 having sanctioned an initial expenditure of Rs. 2,500 and a recurring expenditure of Rs. 500 for converting the large piece of ground opposite the Presidency Training school for mistresses in Egmore into a play ground, a play ground at this place was formally opened on the 5th April 1919 under the direct supervision of Mr. Noehren, Adviser to Government on physical education. The Hon'ble Rao Bahadur T. Rangachariyar, Municipal Commissioner, also offered a sum of Rs. 2,000 for opening a free reading room in the vicinity of this play ground which was accepted with thanks by the Corporation on 15th April 1919.

7. (*Resolution of 20th August* 1918.) *Medical Inspection of Schools.*—With reference to the proceedings of the Home (Educational) Department No. 177 dated 13th February 1918, on the report of the Medical Officers deputed to inspect the elementary schools opened by the Corporation and G. O. No. 824 Home Education) Department on the subject of the establishment of open air schools for tubercular children, the Corporation at its meeting of 20th August 1918 passed the following resolution :—

"The Corporation is of opinion that it is not practicable to establish special schools for tuberculous children in the city. With a view to protect normal children in the schools, the Corporation proposes to exclude from the Corporation Model schools all the tuberculous children and not to admit any pupil who on medical inspection prior to admission shows symptoms of tuberculous affection."

The question of appointing a medical officer for conducting this medical inspection was deferred for 6 months till Government institutions were provided with medical inspectors.

8. (*Resolution of 18th September* 1918.) *Lady Assistant Surgeon for the Royapettah Hospital.*—With reference to G. O. No. 101-L. & M. (Medical), dated 19th March 1918, passing orders on the proposals of the Surgeon-General with the Government of Madras for the constitution of women's subordinate Medical Service in the Madras Presidency, the Corporation at its meeting of 18th September 1918 agreed to the proposal of Government that the appointment of a lady Assistant Surgeon for the Royapettah hospital provided in the scheme should be shown as a Municipal appointment and provisionally included in the cadre.

9. (*Resolution of 15th October* 1918.) *Influenza dispensaries.*—The Corporation at its meeting held on 15th October 1918 passed the following resolution :—

"That with a view to check the spread of the epidemic of Bombay Influenza and to afford relief to people suffering therefrom, the Corporation resolves to open 20 temporary dispensaries one in each division for the free distribution of medicines to those that seek relief."

The resolution has been given effect to during the year under report.

10. (*Resolution of 6th November* 1918.) *Overbridge across Tiruvottiyur High Road.*—With reference to the Government memorandum No. 309-1 M/O, dated 23rd September 1918 forwarding for remarks a copy of the minutes of the meeting held on 5th July 1918 between the Agent, Madras and Southern Mahratta Railway Company, the Collector of Madras and the President, Corporation of Madras, regarding the Tirupathi-Madras Railway, the Corporation at its meeting held on 6th November 1918 passed the following resolution :—

"That Government be informed in reply to their memorandum read above that the Corporation is in general agreement with the minutes of the meeting and consider that an overbridge across Tiruvottiyur High road is an immediate necessity.

The resolution was duly communicated to Government.

11. (*Resolution of 19th November* 1918.) *Cyclone relief.*—The Corporation at its meeting held on 19th November 1918 passed the following resolution :—

"The Corporation resolves that, in view of the great distress of the poorer classes of the city who have been rendered homeless owing to the recent cyclone, an allotment of Rs. 1,000 be made and the President be authorised to send a cheque for the said amount to the Hon'ble Mr. Justice T. V. Seshagiri Aiyar, President of the Madras Social Service League, which has already begun to collect funds for the relief of the said distress."

12. (*Resolution of 18th December* 1918.) *Assistant Surgeons for Infectious Diseases Hospitals.*—With reference to Government memorandum No .6028/M., dated 29th September 1918, the Corporation, at its meeting held on 18th December 1918, approved the suggestion that Assistant Surgeons from Government service be appointed to the infectious diseases hospitals maintained by the

Corporation and that they should be paid an allowance of Rs. 100 in addition to their pay, the Corporation stipulating that these appointments be regarded as regular posts and that a certain minimum tenure of the post be prescribed and transfers not being made within that period except for reasons of public necessity.

This was duly communicated to Government and approved by them (G. O. No 378-M. Mis., dated 7th March 1919.)

13. (*Resolution of 28th January* 1919.) *Condition of the foreshore.*—The Corporation at its meeting held on 28th January 1919 passed the following resolution :—

"The Corporation desires to draw the attention of Government to the unsatisfactory condition of the foreshore."

The resolution has been communicated to Government whose orders are awaited.

14. (*Resolution of 20th February* 1919.) *Transfer of Royapettah Hospital to Government.*—With reference to Government memorandum No. 47-1 Medical dated 22nd January 1919 stating that if the Royapettah hospital be transferred to Government, the Corporation would be relieved of an expenditure of two-thirds of the cost of its maintenance, *i. e.*, Rs. 36,000 and that if this amount was capitalised it would amount to a grant of Rs. 7·20 lakhs, and requesting a report as to whether the Corporation was prepared to make over the hospital to Government for 3 lakhs of rupees on the understanding that the money would be employed on medical purposes, *viz.*, the provision of an infectious diseases hospital in Madras, the Corporation at its meeting held on 20th February 1919 passed the following resolution :—

"That the President be requested to address the Government stating that the Corporation is prepared to hand over the Royapettah hospital, provided it be reimbursed the value of construction and improvement as well as equipment, and that the Corporation be relieved of the maintenance and expense in respect of the hospital, a valuation statement of building, equipment, etc., being made before the next meeting of the Corporation for consideration."

This resolution was communicated to Government.

Revenue Administration.

14. The work of the Revenue Department continued to be satisfactory and there was a further increase in the revenue of the Corporation during the year under report. The current revenue under profession tax, combined property taxes, and tax on vehicles and animals rose by Rs. 1,19,903-7-0 of which Rs. 93,205-10-6 was from combined property taxes, Rs. 20,580-8-0 was from profession tax and Rs. 6,117-4-6 was from vehicle and animal tax.

15. The number of warrants issued in the year under report was only 475. The bulk of the revenue was collected without resort to coercive process. There were no appeals against the assessments under the profession tax, while, against

he assessments under the combined taxes on property, only 14 appeals were preferred, which shows that the enhanced assessments were made with care and moderation.

Finance.

Capital Account.

16. The year opened with a balance of Rs. 1,15,411-12-7. The Corporation received a loan of Rs. 9,00,000 from Government for improvement of water-supply and drainage. Rs. 6,942-7-4 was realised as interest on investment of surplus funds and Rs. 2,444-15-6 was recovered on account of advances made in the previous years. Rs. 55,025-8-0 was received from the Fire Insurance Companies on account of damages caused by the fire in the guzili bazaars and Rs. 1,76,000-0-8 was transferred from the revenue account to meet the expenditure incurred on extension of electric lighting and on construction of certain permanent buildings. The total receipts including the opening balance amounted to Rs. 12,55,824-12-1. The amount spent on construction of buildings was Rs. 56,796-15-5, that on improvement of water-supply and drainage Rs. 5,55,416-10-3 and that on extension of electric lighting Rs. 1,25,664-1-6, thus making a total of Rs. 7,37,877-11-2. The balance left at the close of the year was Rs. 5,17,947-0-11, of which Rs. 4,05,105-10-7 relate to the water and drainage fund and the rest to buildings.

Revenue Account.

17. The balance at the beginning of the year was Rs. 8,77,997-1-0 as compared with Rs. 7,99,321-2-11 in the previous year. The revenue from all sources, exclusive of special grants to the extent of Rs. 1,20,250 from Government for sanitary works, amounted to Rs. 34,83,595-13-10 against Rs. 33,11,014-12-9 in 1917-18, thus showing an increase of Rs. 1,72,581-1-1. Towards this income Municipal taxes contributed Rs. 24,95,635-4-7 and Municipal fees and miscellaneous receipts Rs. 9,87,960-9-3 as compared with Rs. 23,57,430-13-11 and Rs. 9,53,583-14-10 respectively in the previous year. The total expenditure, including the amount transferred to capital account to meet the cost of extension of electric lighting and of construction of certain permanent buildings, amounted to Rs. 39,10,642-4-11 against an estimate of Rs. 38,17,310 and against the actuals of Rs. 33,32,338-14-8 in 1917-18. The balance left at the close of the year was Rs. 5,71,200-9-11.

Tax on Professions, Arts, Trades and Callings under Section 120.

Current.

18. The gross current demand under this head of taxation was Rs. 2,12,602-8-0 against Rs. 1,93,255 in the previous year, and the number of assessees was 13,618 against 13,296. There were no remissions or reductions.

The current collections of the year amounted to Rs. 2,11,197-8-0 against Rs. 1,90,662 in the previous year. The balance left uncollected at the end of the year was Rs. 1,405 of which Rs. 915-0-0 has since been collected. The percentage of collections to demand was 99·34.

Arrear.

19. The arrear demand outstanding at the beginning of the year was Rs. 2,635-8-0 which by subsequent assessments rose to Rs. 3,768 as against Rs. 2,310-13-4 in 1917-18. This demand was reduced by Rs. 197-8-0 owing to remissions and reductions on appeal, and the net arrear demand amounted to Rs. 3,570-8-0. Of this Rs. 3,488-1-0 was collected during the year. Of the balance of Rs. 82-7-0, Rs. 10 is covered by a decree of court. The percentage of collections to demand was 97·68.

House, Water, Drainage and Lighting Taxes combined.

Current.

20. The gross current demand under the consolidated rates levied on buildings and lands, amounted to Rs. 21,05,335-12-3 against Rs. 19,54,969-9-1 in the preceding year. The gross increase of Rs. 1,50,627-7-5 over the net demand of the previous year was due to revisions of assessment carried out during the year, as detailed below :—

(1) Rs. 46,545-9-11 was due to general revision of assessments in divisions nos. 8, 9 and 14 ;

(2) Rs. 52,331-9-5 to cursory revision in all other divisions, as per annual and supplemental survey ;

(3) Rs. 17,033-5-8 to assessments imposed on new buildings ;

(4) Rs. 3,732-0-4 to enhancement of assessments on buildings on account of alterations and improvements thereto ; and

(5) Rs. 30,985-0-1 to enhancement of assessments made in 1917-18 which had effect only for one half year in that year as against a full year in the year under report.

21. During the year 7,822 notices were issued under section 137 on account of enhancement of valuations and assessments newly imposed against 7,989 in 1917-18. Fourteen appeals were preferred against these enhancements and assessments against 60 in the previous year. These appeals were heard at a sitting of the appeal board constituted under Section 172 of the Act, with the result that in five cases the assessments were reduced and in nine cases the assessments were confirmed. There was only one appeal preferred to the Presidency Magistrates under Section 175 of the Act against the decision of the appeal board ; the Magistrates dismissed the appeal. The reductions thus made amounted to Rs. 235-5-2.

The net increase was Rs. 1,50,392-2-3 as against Rs. 98,472-5-2 in the preceding year, and the net demand amounted to Rs. 21,05,100-7-1 as against Rs. 19,54,708-4-10 in the previous year.

22. The net current collection amounted to Rs. 20,39,906-1-8 as against Rs. 19,08,502-10-8 in 1917-18. A sum of Rs. 12,705-12-7 was remitted on account of vacancy and other causes under Sections 142 and 144 as against Rs. 13,887-1-10

in 1917-18 ; and Rs. 310-3-8 was remitted under Section 117 of the Act. The balance outstanding at the end of the year was Rs. 52,178-5-2. The percentage of collections to demand was 96·90. Only 335 warrants were issued during the year. The incidence of taxation per head of the population was Rs. 4-0-11 against Rs. 3-12-3 in the previous year.

The total current demand, collection, remission and balance under the combined property tax as compared with the corresponding figures for the previous two years are exhibited in Appendix I, Table 1.

Arrear.

23. The arrear balance at the beginning of the year was Rs. 36,850-7-11 which by subsequent amendments rose to Rs. 46,182-3-3. Of this demand, a sum of Rs. 39,630-3-8 was realised during the year and Rs. 1,726-9-2 remitted on account of vacancy and other causes and Re. 0-7-9 was remitted under section 117 of the act. The balance left outstanding at the end of the year was Rs. 4,824-14-8. The percentage of collections to demand, was 85·81 as against 83·43 in 1917-18.

The total demand, collection, remission and balance under arrears as compared with the corresponding figures for the previous two years are shown in Appendix I, Table 2.

Out of the total balance of Rs. 57,003-3-10 outstanding at the end of the year, *viz.*, Rs. 52,178-5-2 under current and Rs. 4,824-14-8 under arrear, a sum of Rs. 47,708-9-5 has been collected up to the end of July 1919.

The details relating to each of the combined property taxes dealt with above, *viz.*, house, water and drainage and lighting taxes are exhibited separately in Appendix I, Statements III (*a*) and III (*b*).

Tax on Vehicles with Springs and on Animals under Section 130.

Current.

24. The net demand under this tax, amounted to Rs. 1,20,502-12-0 against Rs. 1,22,786-4-0 in the previous year.

Appendix I, Table 3, compares the number of vehicles and animals assessed for the year under the several classes of schedule VI of the Act with the corresponding figures for the previous year.

25. The current collections, inclusive of Rs. 7,174 received in advance for the ensuing year, amounted to Rs. 1,18,445-2-0. The net collections for the year were thus Rs. 1,11,271-2-0 which, with Rs. 3,761-12-0 prepaid in the previous year on account of taxes due for the year under report, amounted to Rs. 1,15,032-14-0 against an estimate of Rs. 1,13,000. The balance left uncollected at the close of the year was Rs. 5,469-14-0 and of this Rs. 2,384 has since been collected.

Arrear.

26. The arrear demand at the beginning of the year for vehicles and animal was Rs. 5,785-10-6 which by subsequent amendments and additions rose to Rs. 7,186-0-6. Of this, assessments amounting to Rs. 981-10-0 were found on investigation to be erroneous, and were cancelled ; the actual demand thus stood at Rs. 6,204-6-6. Of this, Rs. 5,647-3-9 was collected leaving a balance of Rs. 557-2-9 at the close of the year. The percentage of collections to demand was 91·22 for vehicles and 91·06 for animals against 85.83 and 88·85 respectively, in the previous year.

Tax on Carts and other Vehicles without Springs under Section 158.

Current.

27. The demand under this tax, amounted to Rs. 34,332 as against Rs. 33,525 in the previous year. The number of carts voluntarily offered for registration was 8,702 against 9079 in the previous year, and the number seized under Section 162 for non-registration, rose to 2,742 from 2089. Of the 2,742 carts seized, 2,736 were released on payment, and only 6 carts remained for disposal at the close of the year.

28. The current collections, inclusive of Rs. 1,428 received in advance for the ensuing year, amounted to Rs. 34,419. The net collections, excluding the advance payment, were Rs. 32,991 which with Rs. 1,218 collected in the previous year towards the demand of the year under report, amounted to Rs. 34,209 against Rs. 33,297 in the preceding year. A sum of Rs. 105 was refunded as having been erroneously collected on carts stabled outside the city, leaving a balance of Rs 18 due on the 6 carts seized and awaiting disposal at the close of the year. The percentage of collections to the demand was 99·64 as against 99·32 in 1917-18.

Arrear.

29. The arrear demand at the beginning of the year was Rs. 28 which by subsequent amendments rose to Rs. 91. Of this, Rs. 75 was collected leaving a balance of Rs. 16 being the tax on four carts seized and awaiting disposal at the close of the year, and the difference between the taxes payable and the amount realised by sale in the case of 5 carts.

Tolls on Vehicles and Animals entering Municipal limits.

30. The right of collecting tolls was sold by public auction for Rs. 55,000 as against Rs. 50,100 in the previous year and the entire amount was recovered during the year.

Revenue derived from Municipal Property and powers apart from Taxation.

Current.

31. *Rents of Lands and Buildings.*—The demand under this head was Rs. 38,361-6-9 against Rs. 39,620-2-5 in the preceding year. The decrease

was due to the demolition of the houses in Suparigunta paracherri which had been acquired for the removal of congestion. The collections amounted to Rs. 36,155-14-1 against Rs. 37,067-15-4 in 1917-18.

32. *Moore Market.*—The income amounted to Rs. 22,554-8-2 against an estimate of Rs. 21,500.

33. *The New Guzily Bazaar.*—The collections amounted to Rs. 6770-14-6 against Rs. 14,269-11-0 in the previous year. The decrease was due to the buildings having been destroyed by an accidental fire on 7th September 1918.

34. *Distraint Fees.*—The distraint fees realised during the year amounted to Rs. 50-8-0. There were 36 distraints made in the year against 33 in the previous year ; only in 8 of these cases had the distress to be pushed on to the final stage of sale by auction.

35. *License Fees on Timber and Firewood.*—The gross collections under this head amounted to Rs. 1,90,418-9-0 which includes a sum of Rs. 3,407-11-6 relating to the previous year paid by the collecting agencies during the year under report and excludes Rs. 3,109-0-8 being fees levied and received by the collecting agencies for March 1919 but not remitted to this office till after the close of the year. The corresponding gross collections for 1917-18 amounted to Rs. 1,86,244-9-6.

Refunds of fees on exports, granted during the year, amounted to Rs. 16,998-4-3 against Rs. 25,264-15-0 in the previous year. The net collections for the year stood at Rs. 1,73,420-4-9 against an estimate of Rs 1,30,000.

In addition to the refund of Rs. 16,998-4-3 paid from the current collections on account of timber exported from imports made during the year, a sum of Rs. 48,347-8-10 was refunded from collections of previous years under the head of "Refund of other than current collections."

36. *Grass farm, Tondiarpet.*—The farm was worked departmentally and the total receipts from all sources amounted to Rs. 55,118-12-9 against Rs. 53,268-13-11 in the previous year. The increase was due to careful supervision and to systematic weeding and ploughing of the farm and also to revision of rates for grass.

Cattle trespass which was a disquieting feature in the past was considerably lessened and the number of cattle seized and sent to the pound during the year was only 83 against 226 in the previous year. In September 1918 a cattle grazer was prosecuted for stealing grass. He was convicted and fined Rs. 25 with an alternative of one month's rigorous imprisonment.

There was a curtailment of the farm by 1 cawnie 6 grounds and 2,165 sq. ft. due to erosion of the sea. The total irrigable area at the end of the year was 101 cawnies 22 grounds and 1,287 sq. ft.

The total expenditure on the maintenance of the farm inclusive of Rs. 1,043-11-5 incurred for improvements amounted to Rs. 35,112-11-5 against Rs. 31,851-0-6 in the previous year. The increase in the cost was due to the wages of the coolies having been raised on account of dearness of provisions.

37. *Private Markets.*—There were 42 markets and the collections inclusive of Rs. 125 paid in advance for the ensuing year amounted to Rs. 3,800 against Rs. 3,775 in the previous year.

38. *Fees for Licenses, Registration, &c.*—The fees collected under this head amounted to Rs. 80,902-4-0 as detailed in Table No. 23 Appendix II against Rs. 77,835-8-0 in the previous year. As in previous years care was taken to see that sanitary conditions as required by the byelaws were enforced on licensees.

39. *Interest on Investments.*—A sum of Rs. 1,921-12-0 was realised as interest on the securities in favour of Rajah Sir Ramaswami Mudaliyar maternity hospital. The interest derived on investment of the surplus funds amounted to Rs. 19,479-6-11 under the revenue and capital accounts put together as compared with Rs. 34,828-11-10 in 1917-18.

40. *Grants and Contributions.*—Rs. 1,60,376 as detailed below were given by Government as grants and contributions during the year :—

(1) Rs. 20,000 for the maintenance of the Mount and Poonamallee roads;

(2) Rs. 4,219 for the repair of the bridges over the Cooum and Buckingham canal ;

(3) Rs. 2,000 towards the zoological collections in the People's Park ;

(4) Rs. 300 for the payment of batta to pregnant women in Rajah Sir Ramaswami Mudaliyar maternity hospital ;

(5) Rs. 13,607, compensation for withholding sanction for the issue of licenses by the Corporation for places used for the sale of spirituous and intoxicating liquors ;

(6) A special grant of Rs. 1,00,000 for sanitary works and

(7) A special grant of Rs. 20,250 for the drainage of Washermanpet and Spur Tank swamps.

With the exception of Nos. 6 and 7, all are recurring grants.

41. *Payment for water supplied for non-domestic purposes.* (*a*) *Current* :—The demand under this head amounted to Rs. 1,93,454-15-8 as against Rs. 1,39,434-1-0 in the previous year. Current collections came to Rs. 1,89,396-4-2 as against Rs. 1,27, 303-8-0 last year. Rs. 3,922-14-10 were outstanding at the end of the year as against Rs. 12,110-5-0 in the previous year. Rs. 135-12-8 was remitted during the year.

(*b*) *Arrear.*—The arrear outstanding at the beginning of the year was Rs. 12,255-1-0 which was fully collected during the year. The collection of water charges for non-domestic use, was transferred from December 1918 to the Works Department and the arrears of the previous year outstanding then were fully collected.

13

General Incidence of Taxation.

42. The incidence of taxation per head of population under all taxes including tolls was Rs. 4-12-11 against Rs. 4-8-9 in the previous year. Excluding tolls, the incidence was Rs. 4-11-4 against Rs. 4-7-2 in 1917-18.

Advance Account.

43. At the beginning of the year, a sum of Rs. 1,44,384-15-9 was outstanding of which permanent advances held by the several officers of the Corporation amounted to Rs. 1,13,585 and miscellaneous advances to Rs. 30,799-15-9. The "Permanent Advances" are represented almost entirely by the money invested in the stock at the Corporation Stores. The "Miscellaneous Advances" include payments made on account, amounts for which bills have been sent out, amounts paid in advance or in deposit but awaiting adjustment. During the year, miscellaneous advances amounting to Rs. 21,602-10-1 were adjusted and fresh advances were made to the extent of Rs. 1,025 "Permanent" and Rs. 72,636-1-0 "Miscellaneous." The advances outstanding at the close of the year were thus Rs. 1,14,610 under "Permanent" and Rs. 81,833-6-8 under "Miscellaneous" or Rs. 1,96,443-6-8 in the aggregate against Rs. 1,44,384-15-9 at the end of the previous year.

EXPENDITURE.

Grant I—(Public Works).

Communications.

New Works.

44. The amount allotted under the above head was Rs. 25,730, and the total expenditure on the following important works was Rs. 13,038.

(*a*) A foot-path along Poonamallee High road (north side) from General Hospital road to Sydenham road was nearing completion at the end of the year.

(*b*) Corners at three heavy traffic junctions of main roads, *viz.*, (1) Smith road junction of Mount road, (2) St. Mary's burial ground junction of Body Guard road, (3) Cutcheri road junction of Appu Mudali Choultry road were rounded off during the year.

(*c*) In Purasawakkam, lands in R. S. Nos. 1891-I, 39 A, 2 D & C, 1891 J, 39-A, 2-C, etc., were acquired for road purposes, and also in Triplicane, land in R. S. No. 655 (part) belonging to Annadana Samajam near Parthasarathi Nayudu street was acquired by private sale for the formation of a lane.

(*d*) A portion of Francis Joseph street in George Town was widened at its northern end by the acquisition of land belonging to the Bombay Company.

(*e*) The culvert near the toll gate in Perambore tank road was extended.

The decrease in expenditure was due to the temporary stopping of the work of providing a retaining wall to the foot-path in North Beach road by the Military Department, and also to the anticipated expenditure for forming new roads in the acquired portions of Suparigunta and improvements to roads in New Town, estimated at Rs. 3,000 each, not having been incurred during the year.

45. *Private Streets.*—The following private streets were taken over by the Corporation under Section 246 of the Act and declared as public:—

Division.	Streets.	Length in Feet.
2	Maniganda Mudali Garden 4th lane (R. S. 1685).	370
5	Salai Vinayagar Koil lane.	250
7	(*a*) Sabapathi Mudali street.	334
	(*b*) Strinivasa Pillai street.	300
10	Deveraja Mudali street.	300
14	A new road leading to Pachaiappa's hostel from McNichol road.	2,050
20	Muthukrishna Mudaly street.	475
	Total ...	4,079

In addition to the above, the total length of Government lands alienated for road purposes during the year was 2,360 feet or 3 furlongs 126-2/3 yards.

Repairs.

46. The total expenditure incurred for the reform of roads including tar and asphalt, cost of installing a tar macadam plant and of laying a siding for departmental quarrying, maintenance of bridges, culverts, etc., was Rs. 3,73,369 against the provision of Rs. 3,21,300 in the revised estimate, the excess being due to the cost of construction of a building as store-shed and installation of a tar macadam plant at Periamet level crossing now under progress, and to the purchase of 550 casks of asphaltum for Rs. 30,000, having been charged to this head.

47. *Reform and Repair of Roads.*—Three miles, 7 furlongs 2-1/3 yards. of roads previously unmetalled were metalled for the first time during the year. The number of squares (100 sq. ft.) laid in the reform of roads was 43,942 which corresponds to 41·61 miles of roads 20 feet wide against 45·21 miles of roads reformed last year. The decrease in the length of roads reformed is partly due to the fact that less laterite was supplied this year than last year (Table No. 20, Appendix II).

The quantity of materials used in reform and in patching of roads was as follows :—

		Blue Granite.	Velacheri Granite.	Laterite.
		C.ft.	C.ft.	C.ft.
Reform	1918-19.	6,36,585	1,54,618	4,34,683
,,	1917-18.	6,45,966	1,11,048	6,69,888
Patch	1918-19.	81,207	3,218	47,574
,,	1917-18.	1,08,807	11,421	57,919

The cost of reform including materials, carting and laying but exclusive of rolling was Rs. 1,64,580. The 41·61 miles of roads reformed cost Rs. 3,955 per mile, as against Rs. 3,970 in 1917-18.

The areas of roads of different thickness reformed with granite are as follows, the figures being squares in each case :—

	6"	5"	4"	3"	2"
1918-19.	744	465	4,325	21,278	4,532
1917-18.	908·80	...	9,491·81	14,499·25	3,089·80

48. *Departmental Quarrying.*—A Superintendent was appointed for the quarries at Pallavaram from 1st February 1919, and stone-breaking operations are being carried on.

49. *Tarring Roads.*—An experimental asphalt macadam work was done departmentally this year also in Mannady street, from Thambu Chetti street to Popham's Broadway to a length of 1 furlong 126 yards at a total cost of Rs. 7,010. It is too early to express a definite opinion on the subject until more

roads are experimented with asphaltum. South Beach road from Pycrofts road to Edward Elliott road (length 6 furlongs 190 yards) was re-tarred. At the end of the year, the total length of tarred roads in the city was 9 miles, 7 furlongs and 204 yards.

50. *Tar Macadam Plant.*—The object for which the plant is installed is to improve the condition of the roads in the city by treating them with asphalt. The whole work consists of (1) masonry buildings, and (2) heating and mixing plant. For locating the machinery and its accessories, land was leased to the Corporation by the South Indian Railway Company at a monthly rental of Rs. 78-6-5. The buildings consist of office room and a big godown for stocking asphalt barrels, and were nearing completion at the end of the year.

The plant consists of :—

(*a*) Tar heater.
(*b*) Mixing platform.
(*c*) Revolving stone heater.
(*d*) Engine and two crushers.

Owing to difficulties in importing the machinery, fittings, etc., from Home on account of war, most of the parts were manufactured by the Corporation Workshops and are being fixed. The total expenditure incurred for the above up to 31st March 1919 was Rs. 21,405.

51. *Bridges and Culverts:*—The works of (1) painting Napier bridge in South Beach road, (2) constructing side passages for pedestrian traffic for the bridge at Farren road, and (3) overhauling and re-constructing Mundakanni Amman Koil bridge, reported to have been under progress last year, were completed during the year. Minor repairs to bridges, such as providing supports, renewing wooden railings, etc., were carried out.

Culverts at the junction of (1) Kanda Pillai street, and Subroya Gramany street, (2) Cook road and Farren road and (3) another in Paddy Field road, were constructed. The culvert in Basin Esplanade road was extended during the year, and certain minor repairs to the culverts were also attended to during the year.

Buildings.

New Works and Repairs.

52. The following table shows the provision made under this head in the revised estimate and the expenditure incurred during the year.—

	Revised Estimate.	Expenditure.
	Rs.	Rs.
1. Revenue funds	1,23,973	1,16,893
2. Loan funds	10,540	8,682
3. Government grant	36,017	29,078
Total ...	1,70,530	1,54,653

Rs. 1,00,508 were spent on 'New Works' and Rs. 54,145 on 'Repairs.'

New Works.

53. The expenditure to be incurred under this head was estimated at Rs. 1,26,220, but the actuals were 1,00,508 or nearly 20 per cent. of the grant being unspent. Of this, only 3 per cent. represents the grants provided, but not utilized for the construction of scavengers' lines at Goyatope, and a lorry-loading station at Appavoo Gramany street, both of which have been commenced at the beginning of 1919-20. Of the remaining unexpended balance of 17 per cent., 13 per cent. represents the cost of works in progress during the year, and another 3 per cent. are the claims in respect of completed works not having been preferred within the year, and the remaining 1 per cent. is a saving.

(1) *Hospitals.*—Isolation hospital at Krishnampet was fitted with electric lights and certain masonry improvements also were carried out. Fixing Italian 'Dado' tiles in the rooms of the labour ward of the Lying-in-hospital estimated at Rs. 4,812 was under progress.

(2) *Model Schools.*—The Model school in Hanumantharayan Koil street at Edapalayam, 9th division, reported to have been under progress last year, was completed during the year. Two more schools, one in Tiruvattiyur High road and the other in Oobrapalayam were commenced in the middle of the year and are now in progress.

In view of opening schools as an experimental measure in localities where suitable sites for constructing masonry buildings were not available, construction of a thatched shed for a school in Kasimode, 3rd division, was put in hand at the end of the year and was nearing completion. In Mount road, Teynampet, 19th division, a building was secured on rent for opening a school and repaired at a cost of Rs. 646 to suit school purposes.

(3) *Works for the Health Department.*—(*a*) Lands were acquired for the extension of existing dwellings to accommodate scavengers at Goyatope (R. S. No. 9 of Egmore) and also at Appavoo Gramany street in Triplicane for a lorry-loading station at a cost of Rs. 10,322 and Rs. 3,011 respectively.

Constructing a compound wall, platform, etc., for a lorry-loading station Vasapmodu, 6th division was under progress.

(*b*) *Latrines.*—Two flush-out latrines of 30 seats each, one at Ammen koil hutting ground and the other at Mannarswamy Koil street near Kathaperumal Naick street, both reported to have been in progress last year were completed during the year. A male and female latrine was constructed at Chucklipalayam at a cost of Rs. 915.

Land was acquired in R. S. No. 2319 of Mylapore at a cost of Rs. 731 for erecting a flush-out latrine for fishermen at Nochikuppam, 19th division, and the work is now under progress. The Military land (650 sq. ft) near Law College pumping station was taken over at a cost of Rs. 812/- for the construction of a flush-out latrine and the work will be put in hand in 1919-20.

Installation of flush-out latrines at Ebramjee Saib street, 4th' divisio (2) at the hutting ground in Venkatrangam Pillai street, 18th division, and (3 n Ammen Kôil street, 19th division, were under progress during this year.

(c) *Cattle, Cart and Pail Depots.*—The pan-tiled roof of one of th sheds of Basin Bridge road cattle depot, was replaced by Mangalore tiles at cost of Rs. 3,792 and a similar work for another shed is now under progress Providing retaining walls and mangers for the five cattle sheds in this depot wa under progress during the year. Draining F bullock depot at Krishnampet an connecting it with sewer in Barbers Bridge road was under progress during th rear.

A petrol storing shed was constructed at Harris road cart depot (E) a cost of Rs. 342. Constructing a gram boiler with cooling trough at the centra gram depot estimated at Rs. 4,930 was well advanced at the end of the year, nd re-constructing the fallen gram depot with new iron trusses and corrugated heets estimated at Rs. 5,300 was commenced late in the year and is now under rogress. The pail depot at Royapuram with drainage and water supply connec- ons under progress last year, was completed during the year.

(d) *Slaughter-houses.*—A Mangalore-tiled roofing was put up at the heep slaughter-house, Perambore, at a cost of Rs. 2,350 and a verandah for e quarters of the Superintendent, slaughter house at the 'Hope Lodge' was onstructed during the year.

(e) *Dhoby Khana.*—The construction of a dhoby khana at Robinson ark and the extensions to the existing one at Chetput, were under progress uring the year.

(f) *Bathing Fountains.*—Land (a portion of R. S. No. 1891, of Purasa- akkam) at Raghava Chetti street junction of Rangiah Chetti street was acquired uring the year at a cost of Rs. 230 for erecting a bathing fountain.

(4) *Other Works.*—A well 10 feet in diameter was sunk in Robinson ark at a cost of Rs. 435. The Samboor deer shed at the menagerie was enclosed th empire fencing at a cost of Rs. 440. Installation of electric lights and fans the Corporation Workshops and Stores, and the construction of quarters for e Kilpauk pumping station staff, including electric installation were completed, t the servants' godowns were under progress during the year.

54. *Repairs.*—Details of repairs and improvements to Municipal buildings d the cost of such works are shown in Appendix I, Statement II-A, Part II.

Water-supply and Drainage—Special Works Department.

55. The total expenditure on the new water and drainage works to 31st arch 1919, was as follows :—

Water-works	Rs.	55,66,649
Drainage-works	"	45,17,385
Storm-water and anti-malaria drainage.	"	2,75,299
Total ...	Rs.	1,03,59,833

The value of work executed during the year 1918-19 was as follows :—

Water-works	Rs.	33,236
Drainage-works	"	5,10,515
Storm-water and anti-malaria drainage.	"	78,345
Total ...	Rs.	6,22,096

The work done during the past year would have been considerably greater, if materials could have been obtained.

56. The question of financing the Special Works Department has been a matter of great concern. During the first half of the year when the war was in progress, neither grants nor loans were obtainable, and the position became such that the Corporation on 16th July 1918, after considering the question of borrow- ing Rs. 9 lakhs on the terms offered by Government to enable the construction of the new drainage works to be continued in accordance with the greatly Restricted Programme, passed the following resolution :—

> "While accepting the loan on the terms offered by Government the "Corporation desires to place on record the impossibility of "continuing the Special Works programme unless responsibility "therefor is undertaken definitely by Government."

While not acquiescing in the position taken by the Corporation, Govern- ment promised further grants aggregating Rs. 12 lakhs on condition "that the "Corporation undertook liability for the remaining Rs. 7 lakhs of the expenditure "necessary to complete the Restricted Programme." This was accepted by the Corporation and thus the financing of the Restricted Programme was provided for.

Water-works.

57. The extended Restricted Programme was completed in October 1918. All the pipes, materials, tools and plant, office furniture, were handed over to the Works Department.

As regards finance, a completion statement showing the estimates and costs is given in Appendix II Table No. 9. From this it will be seen that as against the Restricted Programme estimate of Rs. 55,92,300, the expenditure has been Rs. 55,47,655, leaving a balance of Rs. 44,645.

After allowing for the proceeds of the sale of scrap iron and old pipes on hand, and deducting amounts required for providing sand washers, etc., already allocated in the revised budget estimate for 1918-19, there remains an estimated balance of Rs. 32,683. This balance it is proposed to hold in hand for any expenses which may prove necessary.

The stock handed over includes an item of Rs. 2·12 lakhs on account of cast iron pipes and specials, tools and plant, house service and other materials.

Of these, a number of cast iron pipes and specials of every size used in the distribution system must be maintained for emergencies, such as repairing broken pipes.

There remain over a considerable number of pipes and other materials, which have been handed over to the Assistant Engineer in charge of the waterworks. He must decide what quantity is to be kept in hand for the purposes just mentioned, and may then utilise the balance for laying pipes in streets where the existing pipes are defective.

58. The practice of adding unfiltered water to the filtered water has been continued. The need of additional filters to enable the whole of the water to be filtered has been severely felt. In order to decide what was the best thing to be done in view of the financial stringency, and to endeavour to solve the problems peculiar to the Madras water-supply, the Government, at the request of the Corporation, appointed a committee consisting of Major W. A. Justice, Sanitary Commissioner, and Mr. W. Hutton, Sanitary Engineer. They were provided with a report prepared by the Special Engineer on the difficulties encountered in maintaining the waterworks. Major Justice and Mr. Hutton submitted their report in August 1918, and the Special Engineer wrote a note on the report in the same month. These papers have been considered at length by the Corporation who forwarded them to Government with the remarks of the Commissioners. Govevnment orders have not yet been received.

59. The question of raising the top water level of the Red Hills lake has not yet been settled. Every year, it is felt that there is serious danger of a water famine, should there be a failure of the monsoon. The reality of this danger has been confirmed by the Superintending Engineer, 5th Circle, who found that in three years similar to those of 1904, 1905 and 1906, there would be a shortage of water with the present consumption. The delay appears to be due to the difficulty in preparing a suitable design with the materials at present procurable, and in deciding who should pay for the work.

It appears desirable that the work should be proceeded with and the top water level and the lowest level of issue of water for irrigation should be raised with the least possible delay. The question of payment is to be settled later.

Drainage Section.

60. Owing to the difficulty of obtaining materials, the work done has been restricted principally to what can be constructed with materials obtainable in India. Fortunately, it has been possible to obtain satisfactory small stoneware pipes from Messrs. Burn & Co., and in spite of the war, cast iron pipes have continued to come forward from England. The principal works under construction during the year under review were :—

(1) Sewer laying and house connections in Triplicane.
(2) South Triplicane storm-water drainage.
(3) Napier Park gravitation main.

(4) Egmore storm-water drainage.
(5) Sewerlaying west George Town.
(6) Purasawalkam pumping main.
(7) Purasawalkam main anti malaria drainage channel.
(8) Purasawalkam pumping station construction.
(9) 24-inch gravitation main along China Bazaar road from Wall Tax road to Law College pumping station.
(10) Salt depot storm-water drainage.

The works just started or about to be put in hand at the end of the year are :—

(1) Ice House road pumping station.
(2) Napier Park pumping station.
(3) Basin Bridge road storm-water drain.
(4) Washermanpet swamp drainage.
(5) Purasawalkam sewer laying-hospital plains and other places.
(6) Outfall sewer at sewage farm.
(7) Ice House road main sewers.

All the above works are in hand and it will be seen that the department has a considerable amount of work in hand.

61. Of the new works carried out during the year under review, the following have produced the greatest benefit :—

(1) Sewers in many Triplicane streets, which have removed the indescribably filthy and insanitary side drains that previously existed in the sewered streets.

(2) The deep 24-inch gravitation main along China Bazaar road from Wall Tax road to Law College pumping station which has very largely reduced the quantity of sewage overflow into the canal near Elephant Gate bridge.

62. *Drainage Maintenance.*—The question of drainage maintenance has continued to be very acute owing to the impossibility of carrying out the main drainage as orginally planned. The works which were condemned so long ago as 1907 have become worse and worse, and the pumps less and less able to deal with the sewage that comes to them. It is only with the greatest difficulty that sewers are maintained in working order.

The pumps do not keep down the sewage, and the sewers are continually filling with silt. Old sewers, which a few years ago might have been made usable with efficient pumping and cleaning, are now being taken up, because they are so fully choked that it is impossible to clean them. The old sewers continue to get worse and worse, and more and more of them will have to be removed. There is in fact imminent danger of a complete breakdown of the drainage over a large area of the city. There is already a considerable local breakdown.

With a view to ascertaining what could best be done, Mr. Houston, the Senior Assistant Drainage Engineer of the Special Works Department, took up the Napier Park area, and also investigated the Mylapore, Ice House road, Langs Gardens and Purasawalkam areas. His report fully confirms the previous reports of the Corporation Drainage Engineers. On it, a proposal was put up that a Drainage Engineer should be appointed to be placed in charge of, and held responsible for, all the drainage works, sewers, storm-water drains and anti-malaria channels. This was recommended by the Standing Committee on 10th January 1919, but was thrown out at the Corporation budget meeting.

In these circumstances, it has been decided that the Drainage Superintendent, who was originally in the Special Works Department, but was subsequently transferred to the Works Department, should again return to the Special Works Department, in order that he may be in close contact with the Drainage Engineers.

Position of the Water and Drainage Works.

63. The war having concluded during the year under review, the sanitary position of Madras requires careful consideration.

On the water-works, additional new filters, a waste water meter system, a bacteriological laboratory with an expert Chemist-Bacteriologist, and a vigorous policy of installing house meters are urgently required.

On the drainage section, the work that remains to be done is very great. Up to the present, the expenditure on drainage works has been about 45 lakhs of rupees out of a total estimate for the main drainage works of Rs. 150 lakhs. This in itself is an indication of how much work there still remains to be done.

Successive Health Officers have stated that no substantial improvement can be made in the health conditions of the city, until an underground drainage system has been completely installed, in other words until the complete scheme such as that accepted by the Corporation and sanctioned by Government has been carried out.

At pre-war prices, the works still to be done were estimated to cost Rs. 124 lakhs. It is certain that this will have to be increased in view of the great rise in prices that has taken place since the estimates were prepared.

The present position is a serious one and calls for a careful survey of programme of the work to be done and the method of financing it.

Water-supply and Drainage (Ordinary).

64. (*a*) *House Drainage.*—In Tondiarpet area, 408 house connections to the sewers and 50 cast-iron connections were made, and 412 syphon boxes and 40 platforms were built. Besides, 4" side drains were constructed to a length of 350-

ft. The total cost of the above works amounted to Rs. 16,372. In 144 houses, alteration of house drains was carried out during the year at a cost of Rs. 876.

(*b*) *New Works.*—Out of Rs. 1,01,320 provided in the revised estimate for laying sewers, construction of side drains and storm-water channels, Rs. 80,162 were spent during the year. The following are the important works done :—

(1) 6" sewers were laid in Venkatasami Pillai street and its cross lanes, Kuppu Chetty street, in the cross lane connecting Shialamman Koil street and Tiruvengada Naick street, Sherfuddin Garden Private street, and Royapettah Bazaar road, with house connections in each street. 18" sewer in People's Park that burst during the year was at once relaid at a cost of Rs. 975.

(2) Manholes were constructed in White road and in Amir Mahal road, junction of Perumal Mudaly street.

(3) Open masonry side drains were constructed in Reddiraman street, Nagatha Koil paracherry, Lauders Gate road (north side), in Thaiyappa Mudaly street, Kilpauk, and west of Mowbrays road in Pudupet.

65. *Repairs.*—The repairs to drains and their cost are shown in Appendix I Statement II-A, Part II.

Pumping Stations.—Mr. E. J. Loane, late Superintendent, Kilpauk pumping Station, was appointed on 1st June 1918 Mechanical Assistant to the Engineer for supervising both the water supply and drainage pumping stations in the city.

The cost of maintenance of the sewage pumping stations including establishment, labour etc. was Rs. 2,47,192 against Rs. 2,24,262 in the previous year.

Table No. 18, Appendix II, shows the cost of pumping at the different pumping stations.

Sewer Cleaning.—The following table shows the length of sewers cleaned, obstructions removed, etc., during the year:—

Area or locality.	Length cleaned in feet.	No. of obstructions removed.	No. of obstructions removed from syphons.	Quantity of silt removed from manholes and separators, etc. c. ft.
Tondiarpet or new drainage area.	30,370	2	163	20,134
City or old drainage area ...	11,64,691	3,135	1,106	1,32,021
Total for the whole city...	11,95,061	3,137	1,269	1,52,155

Besides removing silt from the sewers, the systematic cleaning of the pumping station wells in the city, which tended to improve the condition of sewers both in the street mains and in pumping stations, was continued during the year and the total quantity of silt thus removed, was 1,19,919 c. ft. as against 96,023 c. ft. in the previous year.

Water Supply.

66. *Consumption of Water.*—The quantity of water supplied during the year has been 5,391·9 million gallons which is equivalent to 28 gallons per head per day. The maximum average daily consumption per head in any month was 32 gallons in May 1918, and the minimum was 21 gallons in December 1918. That this consumption has not been exceeded is due to the strenuous efforts made to prevent and check waste. During the year, the waste detection staff examined 18,130 houses and brought to notice over 1,641 defects in the services.

In addition, the pressure in the principal mains was restricted as shown in the following table:—

Time.			
5 A.M.	to	9 A.M.	45 cet.
9 A.M.	to	10 A.M.	35 "
10 A.M.	to	6 P.M.	25 "
6 P.M.	to	10 P.M.	15 "
10 P.M.	to	5 A.M.	10 "

67. (1) *Kilpauk Pumping Station.*—The cost of maintenance of this station including establishment, amounted to Rs. 1,27,312 as against Rs. 1,11,0[illegible]2 The increased cost is due to the fact that more water was pumped out in the year under review than in the previous year, 5391·9 million gallons being pumped out this year as against 5038·08 million gallons last year, and also to the payment of a higher rate for coal supplied during the year. The amount of bonus earned by the Superintendent of the pumping station for savings in the consumption of coal effected by him during April and May 1918 was Rs. 150.

(2) *Training apprentices as waterworks Overseers.*—Two men were taken on during the year. The apprentice who underwent training satisfactorily last year, was appointed waterworks Overseer in April 1919

(3) *Private Water Services.*—During the year, 501 new services were laid by licensed plumbers and 4,113 were repaired, cleaned, altered, or extended. Of the 501 new services, 27 were first class connections and the rest second class. The total number of house service connections in the city as stood on 31st March 1919 was 29,827. There were 39 licensed plumbers during the year. The quantity of water used for non-domestic purposes was 124,930,700 gallons and the amount collected during the year was Rs. 2,01,651-5-2 as against Rs. 1,47,121, the increase being due to the reduction of free allowance from 160 gallons to 100 gallons

per rupee of the monthly rental valuation, and to increase of charges from As. 12 to Re. 1 per 1,000 gallons which were given effect to from the 1st of October 1918.

(4) *New Works.*—During the year, 4,980 ft. of pipes were removed, cleaned and relaid and 1967½ ft. of new mains (Table No. 19, Appendix II) were laid. 7 valves, 26 stop cocks, 20 hydrants and 57 meters were also fixed. The total expenditure for the above works was Rs. 10,315, against the revised estimate of Rs. 9,490.

31 Public fountains and 1 cattle trough were fixed, and an equal number of fountains and 3 troughs were removed leaving at the end of the year 1,436 fountains, 75 cattle troughs and 9 bathing fountains in the city.

(5) *Repairs.*—On the 1st April 1918, the level of the Red Hills lake stood at 44·01 and on the 31st March 1919 at 41·56.

The rainfall and average water level for each month as furnished by the Public Works Department are shown in Table No. 21, Appendix II. The quantity of water taken out of the lake and measured at Red Hills during 1918-19 was 848,801,754 c.ft. as against 803,180,745 c.ft. in the previous year. The total cost of maintaining the lake, filter beds, conduits, Kilpauk shaft, fountains, pipes, etc., including establishment amounted to Rs. 79,978 as against Rs. 66,098 in the previous year.

Miscellaneous.

68. *New Works.*—Against a provision of Rs. 41,140, Rs. 4,058 only were spent, the decrease being mainly due to the anticipated cost of the acquisition of lands estimated at Rs. 43,000 for laying a road from Pycroft road through Patters Gardens in connection with the land acquired in Suparigunta paracherry, not having been incurred during the year. The ground in front of Moore Market was fenced at a cost of Rs. 1,085, and a revetment and apron were constructed for the outflow channel of the sewage farm in Tondiarpet.

Administration.

69. *Notices.*—3,151 Notices were served under various sections of the Municipal Act chiefly to prevent misuse and wastage of water and to remove encroachments, projections, etc.; out of these 2,821 were complied with.

70. *Permits.*—3,879 applications for permission to construct or reconstruct buildings and huts under sections 268 and 278 of the Act, were received during the year and in 3,247 cases, permits were granted. The remaining cases were either under correspondence or pending payment of license fees. The amount of license fees collected was Rs. 6,384. The system of levying charges for water used for building purposes was newly introduced this year from the 15th July 1918 and the amount collected ever since up to 31st March 1919 was Rs. 2,393.

71. *Prosecutions.*—Magisterial proceedings were instituted in 144 cases of which 58 convictions were secured, fines levied amounting to Rs. 152. In 82 cases, sommonses were withdrawn owing to compliance by the parties themselves, and only four cases remained undisposed of at the close of the year.

72. *Provisional and Final Orders.*—In 729 cases, provisional orders under section 287 (1 and 2) of the Municipal Act were issued and as the parties failed to comply in 518 cases, final orders were issued under section 287 (3) of the Act.

GRANT II—EDUCATION.

73. The progress made under elementary education during the year will be evident from a perusal of the statements 1 to 4 in Appendix III.

74. *Number and strength of the Corporation schools.*—The number of schools at the close of the year was 24 as against 21 at the end of last year. The aggregate strength of all the schools rose by 860. The average attendance which was 69·7 per cent. in 1917 fell down to 64·1 per cent. in September 1918 owing to such adverse causes as, the outbreaks of Influenza and Plague, the abnormal storms and the acute economic distress due to the severities of the war, all of which tended to keep the same down. But it, however, began to improve during the latter part of the year and rose steadily to 74·0 at the end of the year. The school in the Venkatarungam Pillai street, Triplicane, had to remain closed for nearly 2 months on account of Plague, but that also regained its normal strength before the year terminated. Additional sections have had to be opened in the lower standards of some of the schools owing to increasing admission.

75. The Corporation schools cater mainly for the needs of the pupils drawn from the backward classes of communities. The average attendance was in consequence adversely affected by the apathy and ignorance of the parents of such pupils as well as by their chronic poverty.

76. The year was characterised, thanks to the labours of the special educational committee appointed by the Corporation in February 1918, by the abolition of the levy of fees in all Corporation schools, the improvement in the pay of the teachers and the appointment of a special officer to be in entire administrative charge of the schools.

77. *Staff.*—There were 136 teachers including special instructors in all the schools working on 31st March 1919 and most of them were professionally qualified. Those not fully qualified have been informed that they will not be confirmed unless they qualify themselves fully.

The general educational qualifications of some of the teachers are susceptible of improvement. The majority of the teachers however are of the higher elementary grade. The improvement in the scale of salaries effected during

the year should render it possible to make the selection almost entirely from this class in future.

Efforts to improve their attainments were made by (*i*) the starting of an additional teachers' association in Georgetown wherein special lectures or model lessons are given ; (*ii*) the holding of a monthly meeting of the members of the staff of each school once a month in the school premises itself ; (*iii*) the circulation of special journals and books ; and (*iv*) the paying of more frequent visits and the imparting of model lessons by the inspecting officers and the Superintendent of schools during their visits.

A series of magic lantern lectures during the latter part of the year were delivered by the Superintendent of the Government Museum for the benefit of all elementary school teachers (including those in Corporation schools).

There was a distinct improvement during the year in the quality of instruction imparted in most of the schools.

78. *Accommodation.*—According to the schemes sanctioned in G.O. No. 820-M., dated 25th May 1911, 32 schools should have been constructed and 28 opened by the end of the year. There were 22 schools in pucca buildings including the one at Edapalayam opened on 30th January 1919. Two schools were opened in rented buildings one in Royapuram and the other in Teynampet. There were in all 24 schools at the close of the year. The question of constructing more school buildings and opening additional schools in rented buildings is under consideration.

79. *Equipment.*—All the schools except the three newly opened ones were equipped with the necessary furniture and appliances. Articles of furniture only were provided for the new school at Edapalayam. The other schools will be provided with them soon. The libraries in all the schools were fairly used. A beginning has been made in the formation of a central circulating library of good reference books for the benefit of all the teachers so as to enable them to improve their general attainments.

80. *Night schools.*—Permission was granted to philanthropic associations and societies to conduct free night schools for the poor in 21 of the Corporation school buildings and a few of the teachers were also granted permission to be on the staff of those schools.

81. *Training of teachers.*—Eleven teachers were under training during the year in the Government training school, Triplicane. The total amount of stipends paid to these teachers was Rs. 1,278-6-1.

82. *Finance.*—A statement showing the receipts and expenditure under this head is given in Appendix III. The expenditure amounted to Rs. 53,161-15-10 as against Rs. 40,982-15-2, the increase being mainly due to (*i*) the opening of one new school, (*ii*) the revision of the scale of salaries of teachers (*iii*) the payment of war allowances to the school staff, (*iv*) the opening of a Corporation play ground

at Egmore for the benefit of the school going population in general, and (v) tl payment of stipends to clerk apprentices undergoing training in mechanical wo in the Corporation workshop. The average expenditure on each of the Corp ration schools amounted to Rs. 2,145-6-8 in the year.

83. *General Remarks.*—The schools were under the administrative contr of the Sub-Assistant Inspectors of Schools, Triplicane and Georgetown Range until 24th August 1918, when M.R.Ry. M. T. Venkata Acharya, Sub-Assistar Inspector of Schools, Penukonda Range, whose services have been lent by th Government, took charge as the Superintendent of Corporation schools.

GRANT III.—Sanitation and Medical Services.

Hospitals and Dispensaries.

84. *Royapettah hospital.*—The expenditure on the maintenance of this hospital rose from Rs. 41,697-5-9 to Rs. 54,700-14-9 and is less than the revised estimate by Rs. 1,999-1-3. The increase was due to the increase in the prices of diet and other articles.

The total number of in-patients and out-patients treated in this hospital was 3,370 and 57,251 respectively as against 2,815 and 58,652 in the previous year.

85. *Rajah Sir Ramaswamy Mudaliar Lying-in-hospital.*—The amount spent on this institution was Rs. 19,619-12-7 against Rs. 19,111-9-3 in the previous year and against Rs. 19,880 in the revised estimate. The total number of in-patients treated was 1,721 against 1,804 and that of out-patients 1,845 against 1,868 in the previous year.

86. *Washermanpet dispensary.*—The maintenance of this institution cost Rs. 6,034-7-8 against Rs. 5,410-13-5 in the previous year. The increase when compared to the previous year was due to the increase in the number of patients treated. The number of patients treated rose from 27,449 to 30,185.

87. *Baliah Naidu dispensary.*—The expenditure amounted to Rs. 7,774-3-4 against Rs. 7,681-5-2 in the previous year and against Rs. 8,100 in the revised estimate. The number of patients treated was 45,849 against 48,576 in the previous year.

88. *Chintadripet dispensary.*—The outlay on the maintenance of this institution was Rs. 5,473-15-11 against Rs. 4,524-3-9 in the previous year and against Rs. 5,400 in the revised estimate. The number of patients treated was 32,157 against 34,113 in the previous year. The increase in expenditure was due to the increase in prices of articles.

89. The reports of Medical Officers in charge of the above hospitals and dispensaries appear in Appendix IV.

Contributions.

90. *Hospital.*—The usual contribution of Rs. 20,000 for hospitals was paid to Provincial Funds during the year.

91. *San Thome dispensary.*—The usual monthly contribution of Rs. 66-10-8 and the annual contribution of Rs. 300 were paid to this dispensary during the year. The number of patients treated rose from 10,379 to 11,134.

92. *St. Thomas Convent dispensary.*—A monthly contribution of Rs. 20 was as usual paid to the dispensary. The number of patients treated fell from 9,328 to 8,272.

93. *Victoria Caste and Gosha hospital.*—A contribution of Rs. 1,500 for the year 1918-19 was paid during the year. The number of patients treated during 1918 rose from 15,496 to 16,840.

94. *Sri Kanyaka Parameswari Devasthanam Ayurvedic dispensary, George Town and Venkataramana dispensary, Mylapore.*—A contribution of Rs. 500 was paid to Sri Kanyaka Paramaswari Ayurvedic dispensary during the year under report. The payment of the contribution of Rs. 100 to the Venkataramana dispensary was not made during the year. The number of patients treated in the Sri Kanyaka Parameswari Devasthanam dispensary was 38,050 and that in the Venkataramana dispensary, was 24,457 against 35,759 and 26,350, respectively, in the previous year.

95. *Kalyani hospital.*—The contribution of Rs. 600 for the year 1918-19 was paid to the institution during the year.

96. The reports of the above institutions appear in Appendix IV.

97. *Sembiem dispensary.*—A sum of Rs. 780 was as usual paid to the District Board of Chingleput, being the moiety of the charges for the up-keep of the dispensary.

98. *Pasteur Institute of South India, Coonoor.*—The annual contribution of Rs. 250 sanctioned in G. O. No. 14-M., dated 15th January 1909, was paid during the year.

99. *Monegar Choultry and Native Infirmary.*—The annual contribution of Rs. 1,500 sanctioned in G.O. No. 646-M., dated 22nd April 1909, was paid towards the maintenance of these institutions.

100. *George Town dispensary.*—The annual contribution of Rs. 8,824 was paid during the year.

101. *The Madras Ambulance Corps.*—The contribution of Rs. 100 sanctioned in G.O. No. 23-M. Mis., dated 4th January 1919, was paid during the year.

102. *The Madras Society for the Protection of Children.*—A contribution of Rs. 250 sanctioned in G. O. 677-M. Mis., dated 25th April 1918, was paid to this institution during the year.

103. *The Madras Ayurvedic dispensary.*—A contribution of Rs. 1,000 was paid to this institution during the year under report.

Road Watering.

104. The expenditure under this head amounted to Rs. 16,662 as against Rs. 15,407 in the previous year.

Watering main roads by the tramway service was continued during the year. Three more sweeping machines were purchased from the Madras Engineering Works and they are working satisfactorily.

Grant IV.—Miscellaneous Municipal Purposes.

Lighting.

105. There were 4,189 oil lamps at the beginning of the year of which 655 were removed during the year consequent on the extension of electric lighting in 7th, 8th, 9th, and 16th divisions. 61 new oil lamps were fixed during the year, the total number at the end of the year being 3,595. The fines imposed on the contractor on account of bad lighting amounted to Rs. 3,705-8-0 as against Rs. 2,450-4-0 in the previous year.

Electric Lighting.—The plan facing this page shows the progress made since the year 1911-12. The length of the cable laid and streets electrically lit and the number of lights installed in each year are as follows :—

Years.	Length of cables laid in miles.	Number of lights.		
		Installed.	Removed.	Balance.
1912-13	10·00	452	...	452
1913 14	11·00	224	2	222
1914-15	12·00	335	...	335
1915-16	20·00	868	8	860
1916-17	5·00	277	8	269
1917-18	6·94	275	1	274
1918-19	17·47	618	...	618
Total ...	82·41	3,049	19	3,030

17·47 miles of cable for street electric lighting were laid, and 618 electric lights were fixed during the year departmentally at a total cost of Rs. 1,59,070. The expenditure under maintenance of street lights was Rs. 76,160 as against Rs. 80,409 last year, decrease due to stopping payment for lighting the unsound oil lamps, and also to extensive substitution of electric lights for oil lamps during the year. Divisions 4 to 9 (both inclusive) were electrically lit at the end of the year.

The amounts paid to the lighting contractors alone were as detailed below:—

		Rs.
(a)	Kerosine oil lights	42,474
(b)	Electric lights	30,124
	Total....	72,598

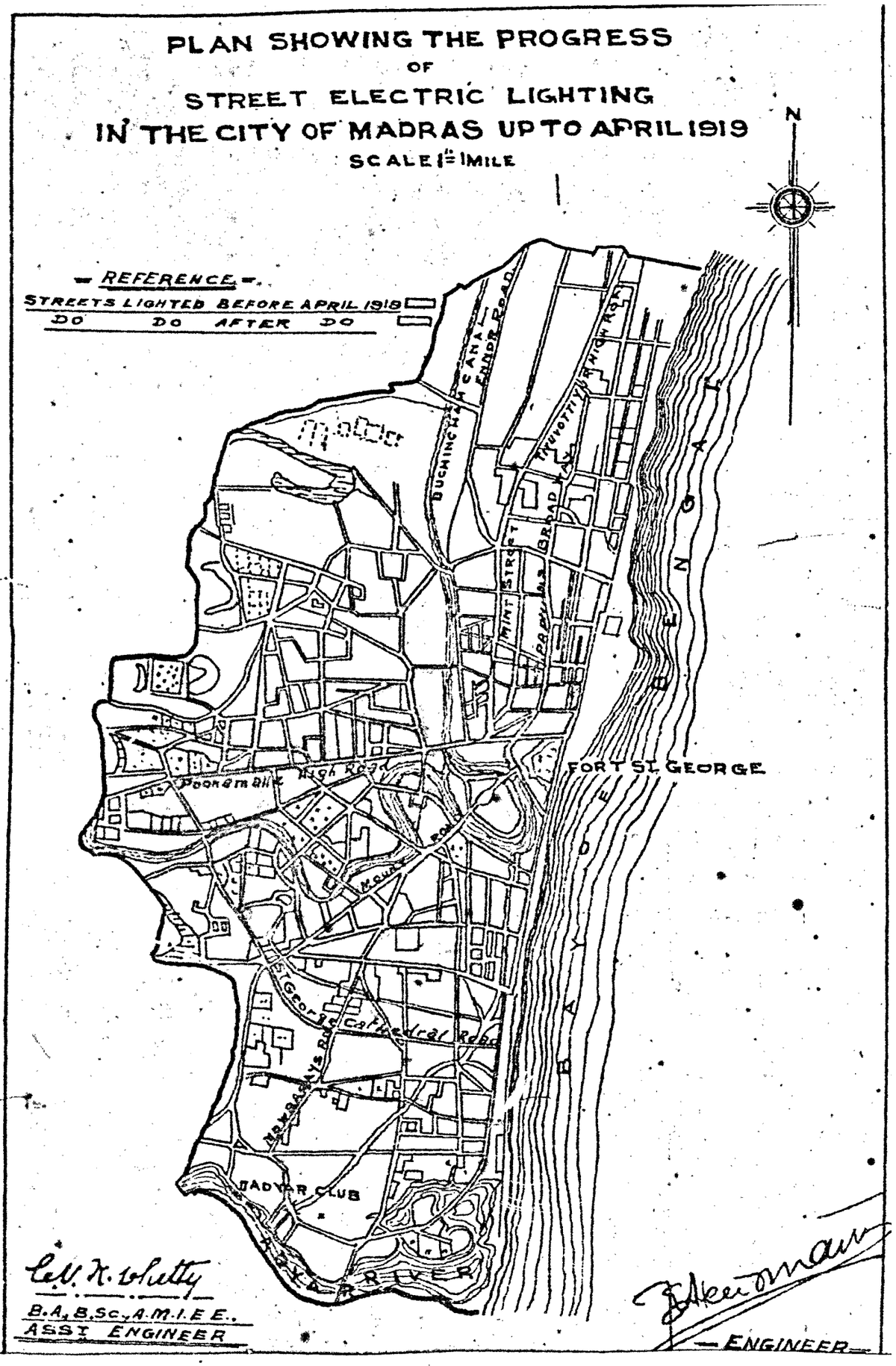

The balance of Rs. 3,562 was spent on departmental maintenance of the above lights and one power lamp near Adyar Post Office, 20th division. A sum of Rs. 270 is annually contributed by the Corporation to Messrs. Binny & Co., for maintaining the 19 power lights installed by them in the 4 streets around the mills.

The lighting was inspected on an average 60 times during the year.

Avenues.

106. The total number of avenue trees at the end of the year under review was 15,196 including 526 planted during the year. Of these, 1,104 were fruit bearing trees. The number of trees fallen down was 1,140 against 398 last year, increase in trees fallen being due to the cyclone during November 1918. As the Government claimed the trees within the Military zone as theirs, 1,323 trees situated in the zone, were handed over to the Government. The total number of existing trees that require to be watered is 2,345.

Public Parks.

107. The License Officer has continued to be in charge of all the parks in the city during the year under review.

108. *People's Park.*—This park which was much improved suffered considerable damage in the storm that passed over the city in November 1918. Further improvements are in progress.

(1) *Receipts.*—The right to collect fees at the menagerie was leased for Rs. 677-15-11 per month or Rs. 8,135-15-0 per year against Rs. 710-15-11 per mensem in the previous year.

(2) *Charges.*—Food for the animals and birds in the menagerie enclosure was supplied at the following rates :—

Goats meat at $5\frac{1}{3}$ lbs. per rupee.
Mutton „ $6\frac{2}{3}$ „ „
Beef „ 8 8/11 „ „
Kid at Re. 0-1-0 each.
Ducks at Re. 0-1-0 each.

Provisions were supplied at a cost of Rs. 633-11-2 per mensem approximately.

(3) *Menagerie.*—(i) The saleable value of the live stock is Rs. 11,549-2-0.

(ii) The following animals and birds were presented during the year.

One deer spotted
Five civet cats
One jungle cat.
Eight guinea pigs.
One white crow.
One rock snake.
Thirty-six sea gulls.
One brown headed large gull.
One peacock.

(iii) The following animals and birds were purchased during the year at a cost of Rs. 1,121-0-0.

Twenty four Java sparrows.
Twelve Singapur pancharangi doves.
Two Chinese squirrels.
Two female orang-outang.
Two Arabian broad tailed sheep.
One spotted leopard.
Two guinea fowls.
One mouse deer.

109. *Napier Park.*—The improvements to this park are being carefully attended to.

110. *Robinson Park.*—This park suffered considerably in the storm of November 1918 and owing to the low lying ground was completely under water for several weeks. The low ground has been raised and the beds and walks are being relaid.

111. *Loane Square.*—This is still popular as a recreation ground.

112. *Sivangnanam Park.*—This park was opened by Mrs. J. C. Molony on the 8th October 1918. It is situated in Peddu Naick street, 7th division and the site was originally an insanitary tank which was reclaimed and filled up with rubbish. There is a bathing fountain in the centre and the garden has been beautifully laid out with ornamental beds, gravel walks and flowering plants. It is a very popular park and is much resorted to by the people of the locality. The photographs facing this page show the park as it stood before and after the improvements had been carried out. The park was named after M.R Ry. P. M. Sivangnana Mudaliar Avl., the Commissioner of the division, who took a great interest in the reclamation of the ground and its formation into a park.

113. The receipts and charges of the above five parks appear in Appendix II Tables Nos. 24 to 28.

114. The band of the Madras Volunteer Guards played as usual twice a week on the Marina, four times a month in the People's park, twice a month in the Robinson park, four times a month in the Loane Square and twice a month in the High Court compound.

Fire.

115. The cost of maintenance of the three motor fire engines including establishment, was Rs. 16,280 as against Rs. 14,288 in the previous year.

There were 51 fire calls during the year compared with 27 in the previous year and only 19 fires were worked at against 10 last year. The rest were all minor cases for which the engines were not required.



Sivangnanam Park as it stood before the improvements had been carried out.



Sivangnanam Park as it stood after the improvements had been carried out.

GRANT V.—Supervision and Management.

116. The expenditure under this head amounted to Rs. 1,90,503-12-0 and was 5·29 per cent. of the total receipts of the year. The portion of this sum spent on the establishment maintained for the purpose of assessment and collections amounted to Rs. 1,01,579-2-4 or 2·82 per cent. of the total receipts.

Refund of other than Current Collections.

117. The total amount refunded during the year was Rs. 57,571-9-3.

Repayment of Debt.

118. The total investments at the beginning of the year on account of sinking funds relating to the several loans of the Corporation, exclusive of the Government loans repayable in instalments, stood at Rs. 25,28,900 in Government promissory notes and stock certificates and Madras Municipal debentures and Rs. 1,740-1-2 in cash. During the year under report an allotment of Rs. 1,24,680 was made to the sinking fund account, from general revenues and a sum of Rs. 45,935-14-2 was realised as interest on prior investments of the fund. The total cash receipts of the year amounted to Rs. 1,72,355-15-4. With this sum Government promissory notes and Madras Municipal debentures of the face value of Rs. 1,76,000 were purchased at a cost of Rs. 1,69,957-15-6. The aggregate investments at the close of the year to the credit of the fund stood at Rs. 27,04,900 in Government promissory notes and stock certificates and Madras Municipal debentures with a cash balance of Rs. 2,397-15-10. Payments amounting to Rs. 1,66,257-10-2 were also made during the year towards the Government instalment loans of Rs. 29 lakhs, out of which Rs. 72,419-15-2 was appropriated by the Accountant-General towards the repayment of loans and Rs. 93,837-11-0 towards interest.

II.—Account

119. This account which exhibits the transactions relating to the Corporation Stores and Workshop, the payment made on account of the sinking fund for loans raised in the open market, and the security deposits of the Corporation servants and contractors, etc., opened with a balance of Rs. 14,64,410-4-4. The receipts during the year amounted to Rs. 13,30,408-13-2 and the expenditure to Rs. 11,95,525-4-1 leaving a balance of Rs. 15,99,293-13-5 at the close of the year.

Workshops.

120. The total value of works turned out in the workshops during the year was Rs. 2,46,398-9-7 (Table No. 29 Appendix II) against Rs. 1,56,791-3-6 in the previous year.

The amount earned in the shape of supervision charges, etc., was Rs. 35,287-12-8 against Rs. 22,257-11-2 in 1917-18.

The expenditure on account of wages of maistries and contingent charges amounted to Rs. 15,750-7-3 or 6·39 per cent. on the value of works turned out against 4·92 per cent. last year. The cost of establishment including allowances came to Rs. 12,318-5-6.

The total receipts exceeded the expenditure by Rs. 7,218-15-11 which represents the profit realised during the year against Rs. 2,840-14-7 in 1917-18.

CORPORATION OF MADRAS,
25th August 1919.

H. H. BURKITT,
Ag. President.

STATEMENT I.—Receipts and Expenditure of the Corporation of Madras during the Official Year 1918-19.

Items.	Actuals, 1917-18.	Budget Estimate for 1918-19.	Revised Estimate for 1918-19.	Actuals, 1918-19. Details of Minor Heads.	Actuals, 1918-19. Totals of Major Heads.	Explanation of variations between the Actuals and the Revised Estimate of 1918-19.
1	2	3	4	5	6	7
I.—CAPITAL ACCOUNT—						
Receipts.						
1. Opening Balance—						
(a) General Fund ...	70,065 11 2	58,520 0 0	64,280 0 0	64,276 14 7		
(b) Water and Drainage Fund ...	73,618 3 4	...	51,130 0 0	51,134 14 0		
(c) Lighting Fund ...	—3,215 0 11	...	...	...		
Total ...	1,40,468 7 7	58,520 0 0	1,15,410 0 0	...	1,15,411 12 7	
3. Revenue derived from Municipal property and powers apart from taxation—						
(b) Interest on Investments ...	5,252 1 0	...	4,000 0 0	...	6,942 7 4	Increase due to additional investments not anticipated in the revised estimate.
4. Grants and Contributions—						
(a) From Government—						
1 Improvement of Water-supply and Drainage	1,50,000 0 0	...	...		..	
5. Miscellaneous Fire Insurance Receipts ...	.	...	55,030 0 0	..	55,025 8 0	
6. Extraordinary and Debt—						
(a) Loan—						
i. From Government ...	4,00,000 0 0	9,00,000 0 0	9,00,000 0 0	9,00,000 0 0		
ii. In the market from private individuals ..	...	...	...	..		
Total ...	4,00,000 0 0	9,00,000 0 0	9,00,000 0 0	...	9,00,000 0 0	
Advances recovered—						
i. Permanent ...	...	...	...	...		
ii. Others ...	19,440 7 1	...	2,300 0 0	2,414 15 6		
Total ..	19,440 7 1	...	2,300 0 0	.	2,444 15 6	Recovery of out-standing advances was greater than that anticipated in the revised estimate.
Transferred from Revenue Account ...	8,215 6 11	..	2,02,020 0 0	..	1,76,000 0 8	
Total Receipts ..	7,18,376 6 7	9,58,520 0 0	12,78,660 0 0	..	12,55,824 12 1	
Expenditure.						
GRANT I.—*(Public Works)*—						
1. New Works—						
(b) Buildings ...	5,788 12 7	30,000 0 0	64,860 0 0	56,796 15 5		
(c) Drainage ...	4,63,197 5 7	7,87,520 0 0	6,14,770 0 0	4,34,181 11 5		*Vide* details of works, statement II-A.
(d) Water-supply ...	46,183 15 8	...	57,440 0 0	81,709 7 1		
Total ...	5,15,170 1 10	8,17,520 0 0	7,67,070 0 0	...	5,22,688 1 11	
2. Establishment—						
i. Drainage ...	59,595 12 3	78,480 0 0	77,620 0 0	72,472 2 10		Decrease due to non-employment of the sanctioned staff.
ii. Water-supply ...	24,537 8 3	...	1,170 0 0	1,471 3 2		
iii. Allowances ...	2,263 3 8	1,680 0 0	1,640 0 0	3,916 6 6		Increase due to passage money paid to the Special Engineer.
Total ...	86,396 7 0	80,160 0 0	80,730 0 0	...	77,859 12 6	
Total Grant I ...	6,01,566 9 7	8,97,680 0 0	8,47,800 0 0	...	6,00,547 14 5	
GRANT IV.—*Miscellaneous Municipal Purposes*—						
1. Lighting—						
Additional Lamps ...	...	...	1,47,700 0 0	...	1,25,664 1 6	Decrease due to claims not paid for in the year.
Advances Recoverable—						
i. Permanent ...	...	...	1,000 0 0	1,000 0 0		
ii. Others	1,398 0 5	...	...	10,665 11 3		
Total ...	1,398 0 5	...	1,000 0 0	...	11,665 11 3	Represents advances made during the year.
Total Expenditure ...	6,02,964 10 0	8,97,680 0 0	9,96,500 0 0	...	7,37,877 11 2	
Closing Balance—						
General Fund ...	64,276 14 7	28,520 0 0	1,08,770 0 0	1,12,841 6 1		
Water and Drainage Fund ...	51,134 14 0	32,320 0 0	1,73,390 0 0	4,05,105 10 7		
Lighting Fund ...	...	...	...	...		
Total ...	1,15,411 12 7	60,840 0 0	2,82,160 0 0	...	5,17,947 0 11	
Grand Total ...	7,18,376 6 7	9,58,520 0 0	12,78,660 0 0	...	12,55,824 12 1	
II.—REVENUE ACCOUNT—						
Receipts.						
1. Opening Balance—						
(a) General Fund ...	7,20,970 2 5	5,57,170 0 0	8,64,710 0 0	8,64,768 1 2		
(b) Water and Drainage Fund ...	...	...	...	...		
(c) Lighting Fund ...	78,351 0 6	...	13,290 0 0	13,288 15 10		
Total ...	7,99,321 2 11	5,57,170 0 0	8,78,000 0 0	..	8,77,997 1 0	
2. Municipal Rates and Taxes—						
(a) Tax on Arts, &c. (Sec. 120) ...	1,92,852 13 4	1,60,000 0 0	2,00,000 0 0	2,14,723 1 0		
(b) Tax on Buildings and Lands (Sec. 129) ...	10,45,210 14 6	10,47,620 0 0	10,79,250 0 0	10,99,980 5 10		
(c) Tax on Lands (Sec. 141) ...	17,031 4 8	17,300 0 0	18,060 0 0	17,475 13 11		
(d) Water and Drainage Tax on Buildings and Lands (Sec. 145) ...	6,79,174 13 5	6,80,870 0 0	7,01,500 0 0	7,14,987 5 2		
(e) Water and Drainage Tax on Lands (Sec. 146)	11,059 14 10	11,260 0 0	11,730 0 0	11,359 4 10		
(f) Lighting Tax on Buildings and Lands (Sec. 148)	2,09,042 14 10	2,09,510 0 0	2,15,850 0 0	2,19,996 8 1		
(g) Lighting Tax on Lands (Sec. 149) ...	3,402 14 1	3,440 0 0	3,610 0 0	3,495 2 0		
	21,57,778 9 8	21,50,000 0 0	22,30,000 0 0	22,82,017 8 10	...	
Carried over ...	7,99,321 2 11	5,57,170 0 0	8,78,000 0 0	...	8,77,997 1 0	

STATEMENT I.—Receipts of the Corporation of Madras during the Official Year 1918-19—(*Continued*).

Items.	Actuals, 1917-18.	Budget Estimate for 1918-19.	Revised Estimate for 1918-19.	Actuals, 1918-19. Details of Minor Heads.	Actuals, 1918-19. Totals of Major Heads.	Explanation of variations between the Actuals and the Revised Estimate of 1918-19.
1	2	3	4	5	6	7
	RS. A. P.	RS. A. P.	RS. A. P.	RS. A. P.	RS. A. P.	
Brought forward ...	7,93,321 2 11	5,57,170 0 0	3,78,000 0 0	...	8,77,937 1 0	
2. Municipal Rates and Taxes—*Continued.*	21,57,778 9 8	21,50,000 0 0	22,30,000 0 0	22,98,017 6 10		
(*h*) Tax on Vehicles with springs (Sec. 150) ...	82,145 1 6	80,000 0 0	80,000 0 0	99,442 15 7		
(*i*) Tax on Animals (Sec. 150) ...	31,178 4 0	33,000 0 0	33,000 0 0	34,619 6 2		
(*j*) Tax on Carts and other Vehicles without springs (Sec. 158) ...	33,001 14 11	31,500 0 0	32,000 0 0	34,494 0 0		
(*k*) Tolls on Vehicles and Animals entering Municipal Limits (Sec. 164) ..	50,326 15 10	55,000 0 0	55,000 0 0	55,931 6 0		
Total ...	23,57,430 15 11	23,49,500 0 0	24,30,000 0 0		24,95,655 1 7	
3. Revenue derived from Municipal property and powers apart from Taxation—						
(*a*) i. Payment for Occupation of Municipal Lands ..	5,367 15 0	5,200 0 0	1,200 0 0	5,204 13 4		
ii. Rent of Lands and Buildings .	38,120 4 1	34,000 0 0	34,000 0 0	36,954 13 11		
(*b*) i. Sale-proceeds of Lands and Buildings .	37,334 1 4	1,000 0 0	1,750 0 0	1,290 12 0		
ii. Esplanades, &c., Grazing Rents ..	1,530 0 0	650 0 0	500 0 0	1,605 5 4		
iii. Rent of Cart-stand ...	6,338 14 2	8,700 0 0	8,700 0 0	6,527 12 7		Decrease due to non-payment of the last three instalments in the year.
iv. Rent of Municipal Wharf ...	1,600 0 0	1,600 0 0	1,600 0 0	1,600 0 0		
v. Produce of Lands, Gardens, &c.—						
(1) People's Park ...	11,027 14 1	10,000 0 0	11,400 0 0	11,178 4 11		Decrease due to non-payment of the last instalment due by the menagerie contractor in the year.
(2) Napier Park ...	85 14 5	80 0 0	120 0 0	103 13 5		
(3) Robinson Park ...	617 7 7	620 0 0	750 0 0	595 13 0		Decrease due to non-realization of the expected amount under hire of plants.
(4) Sivagnanam Park ...	...	...	...	3 8 0		
(5) Grass Farm ...	53,265 13 11	50,000 0 0	50,000 0 0	55,118 12 9		Increase due to revision of rates and to the maintenance of the farm in good condition by systematic weeding and ploughing.
(6) Office Lawn ...	28 9 3	30 0 0	70 0 0	70 6 6		
vi. Sale-proceeds of old materials ...	1,078 3 1	1,500 0 0	1,100 0 0	1,151 5 10		This is an uncertain income.
(*c*) Conservancy Receipts—						
Sale of Rubbish ...	23,578 4 9	25,030 0 0	14,300 0 0	15,229 5 4		Increase due to income from reclamation works.
Private Scavenging ...	9,357 1 7	8,000 0 0	9,200 0 0	9,692 14 3		Increase due to supply of scavengers to more private parties.
(*d*) Hospital Receipts ...	543 8 0	500 0 0	600 0 0	346 8 0		Difference adjusted in the subsequent year.
(*e*) i. Income from Markets (Sec. 337)—						
(1) Smithfield Market ...	3,323 0 0	3,000 0 0	3,000 0 0	3,000 0 0		
(2) Moore Market ...	33,871 1 8	33,000 0 0	27,000 0 0	23,325 6 8		
ii. Income from Slaughterhouses (Sec. 331) and Slaughter of Animals for food (Sec. 331) ...	86,951 13 4	80,000 0 0	85,000 0 0	86,371 7 5		Increase due to more meat van collections.
iii. Income from Dhobykhana ...	1,174 0 0	1,050 0 0	1,050 0 0	907 8 0		Decrease due to some rooms not occupied by the Dhobies.
iv. Income from Lethal Chamber ...	304 14 9	250 0 0	350 0 0	252 13 0		Decrease due to destruction of dogs not claimed by the parties.
(*f*) Other Fees—						
i. Import of Timber and Firewood (Sec. 327) ...	1,60,979 10 6	1,30,000 0 0	1,30,000 0 0	1,73,420 4 9		
ii. Private Markets (Sec. 341) ...	3,775 0 0	3,770 0 0	3,680 0 0	3,800 0 0		
iii. Licenses, Registration, &c. ...	77,835 8 0	71,200 0 0	77,830 0 0	80,902 4 0		The increase is spread over several licensable items.
iv. Fees for furnishing extracts of births and deaths ...	705 11 0	350 0 0	700 0 0	898 13 0		
v. Cart-stand Fees ...	795 0 0	730 0 0	500 0 0	570 0 0		
vi. School Fees ...	1,553 2 0	1,700 0 0	120 0 0	115 2 6		
vii. Distraint Fees ...	38 1 10	100 0 0	100 0 0	50 8 0		
(*g*) Fines under Municipal and other Acts—						
i. Municipal ...	8,434 5 0	5,000 0 0	5,770 0 0	5,732 12 0		
ii. Police ...	...	...	...	...		
(*h*) Interest on Investments—						
Medical ...	2,123 8 0	1,920 0 0	1,920 0 0	1,921 12 0		
General ...	23,676 10 10	10,000 0 0	10,000 0 0	12,536 15 7		Increase due to additional investments not anticipated in the revised estimate.
(*i*) Premium on Loans ...	...	...	...	...		
Total ...	6,01,312 12 11	4,92,840 0 0	4,85,690 0 0		5,46,540 0 9	
4. Grants and Contributions—						
(*a*) From Government—						
(1) Roads ...	20,000 0 0	20,000 0 0	20,000 0 0	20,000 0 0		
(2) Repairing structures of bridges over the Cooum and over the Buckingham Canal ...	4,219 0 0	4,220 0 0	4,220 0 0	4,219 0 0		
(3) Compensation for Tax on places used for sale of Spirituous & Intoxicating Liquors	13,607 0 0	13,610 0 0	13,610 0 0	13,607 0 0		
(4) Zoological Collection in People's Park ...	2,000 0 0	2,000 0 0	2,000 0 0	2,000 0 0		
(5) Raja Sir S. Ramasamy Mudaliar Lying-in-Hospital ...	300 0 0	300 0 0	300 0 0	300 0 0		
(6) For Malaria investigation ..	...	...	...	...		
	40,126 0 0	40,130 0 0	40,130 0 0	40,126 0 0		
Carried over ...	37,53,071 13 9	33,99,510 0 0	37,93,890 0 0	...	39,20,172 6 4	

STATEMENT I.—Receipts and Expenditure of the Corporation of Madras during the Official Year 1918-19—(*Continued*).

Items.	Actuals, 1917-18.			Budget Estimate for 1918-19.			Revised Estimate for 1918-19.			Actuals, 1918-19. Details of Minor Heads.			Actuals, 1918-19. Totals of Major Heads.			Explanation of variations between the Actuals and the Revised Estimate of 1918-19.
1	2			3			4			5			6			7
	Rs.	A.	P.	Rs.	A.	P.	Rs.	A.	P.	Rs.	A.	P.	Rs.	A.	P.	
Brought forward ...	37,58,071	13	9	33,99,510	0	0	37,93,890	0	0	...	...	...	39,20,172	6	4	
4. Grants and Contributions—*Continued.*																
(7) For the drainage of Washermenpet and Spur Tank Swamps ...	40,126	0	0	40,130	0	0	40,130	0	0	40,126	0	0				
(8) For improvements to Kelly's drain ...	...	...	...	...	...	...	...	...	...							
(9) For Sanitary works ...	2,420	0	0	...	...	...	...	...	...	20,250	0	0				
	97,580	0	0	...	...	...	1,00,000	0	0	1,00,000	0	0				
Total ...	1,40,126	0	0	40,130	0	0	1,40,130	0	0	...	...	...	1,60,376	0	0	
5. Miscellaneous—																
(*a*) Payment for water for non-domestic purposes ...	1,47,121	4	0	1,60,000	0	0	2,10,000	0	0	2,01,651	5	2				Decrease due to the enhanced rate not having been applied in respect of Government Buildings.
(*b*) Sundry Receipts—Water-works ...	15,105	9	1	15,000	0	0	15,000	0	0	21,849	11	8				
(*c*) Vaccination fees ...	216	0	0	180	0	0	180	0	0	173	8	0				This is a fluctuating item.
(*d*) Refund from expenditure of previous years ...	5,100	11	2	3,500	0	0	18,000	0	0	16,405	13	4				Do.
(*e*) Workshop receipts ...	22,257	11	2	20,000	0	0	24,000	0	0	35,287	12	8				
(*f*) Suspense ...	...	...	...	...	...	...	...	...	...	...	...	...				Do.
(*g*) Other Items ...	29,777	14	8	10,000	0	0	30,000	0	0	51,595	2	2				
(*h*) Malaria Receipts ...	6,724	2	2	3,000	0	0	3,000	0	0	3,860	1	2				Increase due to more recoveries from private parties for whom the Corporation executed works.
Total ...	2,26,303	4	3	2,11,680	0	0	3,00,180	0	0	...	...	...	3,30,723	6	3	
6. Extraordinary and Debt—																
(*a*) Realization of Sinking Fund—Interest on Waterworks Loan of 1869—73 ...	50,194	9	1	49,500	0	0	50,000	0	0	51,413	7	8				
(*b*) Drainage Loan of 1885 ...	27,468	5	0	...	...	...	...	...	...	...						
Total ...	77,662	14	1	49,500	0	0	50,000	0	0	...	...	...	51,413	7	8	
Advances recovered—																
i. Permanent ...	...	...	...	...	...	...	...	...	...	...	...	...				
ii. Others ...	8,171	15	7	2,000	0	0	20,000	0	0	19,157	10	7				
Total ...	8,171	15	7	2,000	0	0	20,000	0	0	...	...	...	19,157	10	7	Recovery of outstanding advances was less than that anticipated in the Revised estimate.
Total Receipts ...	42,10,335	15	8	37,02,820	0	0	43,04,200	0	0	...	...	...	44,81,842	11	10	

Expenditure.

GRANT I.—(*Public Works*)—																
1. New Works—																
(*a*) Communications ...	8,488	5	0	10,200	0	0	25,730	0	0	13,038	4	11				*Vide* details of works, statement II-A.
(*b*) Buildings ...	71,794	1	8	1,05,160	0	0	61,380	0	0	43,710	13	3				
(*c*) Drainage ...	42,204	13	0	57,200	0	0	1,01,320	0	0	80,16	1	6				
(*d*) Water-supply ...	15,914	7	0	6,000	0	0	9,190	0	0	10,315	3	0				
(*e*) Miscellaneous ...	285	3	11	43,000	0	0	41,140	0	0	4,057	10	2				
Total ...	1,38,776	14	7	2,24,560	0	0	2,39,040	0	0	..	...	...	1,51,281	0	10	
2. Repairs—																
(*a*) Communications ...	3,49,824	6	8	3,82,940	0	0	3,21,300	0	0	3,73,368	14	6				Do.
(*b*) Buildings ...	35,452	6	5	39,400	0	0	44,310	0	0	54,145	2	1				
(*c*) Drainage—																
Repairs to Works, &c. ...	3,87,867	10	9	4,28,830	0	0	4,06,400	0	0	4,70,181	11	2				
Establishment ...	57,633	8	8	62,700	0	0	65,460	0	0	65,563	4	11				
Overtime ...	...	...	...	100	0	0	50	0	0	...	...	...				
Allowances ...	3,024	11	3	3,630	0	0	3,020	0	0	3,513	4	9				
(*d*) Water-supply—																
Repairs to Works, &c. ...	1,56,011	5	10	1,62,290	0	0	1,51,570	0	0	1,84,077	2	10				*Vide* details of works, Statement II-A.
Establishment ...	21,615	0	0	28,320	0	0	33,760	0	0	30,418	12	0				Savings.
Allowances ...	1,551	5	7	2,400	0	0	2,030	0	0	1,863	0	4				Do.
(*e*) Miscellaneous ...	2,066	7	8	3,000	0	0	3,200	0	0	2,088	7	2				*Vide* details of works, Statement II-A.
Total ...	10,18,159	12	10	11,19,680	0	0	10,31,100	0	0	...	..	.	11,85,219	11	9	
3. Establishment—																
(*a*) General ...	47,721	11	2	51,000	0	0	52,200	0	0	52,312	7	6				
Allowances ...	4,448	7	3	4,500	0	0	4,230	0	0	4,135	3	5				
(*b*) Steam Road Roller—																
Establishment ...	4,911	13	11	4,800	0	0	4,900	0	0	5,038	10	2				
Overtime ...	36	14	11	100	0	0	100	0	0	66	8	6				
Total ...	57,116	15	3	60,400	0	0	61,430	0	0	..	...	.	61,552	13	7	
4. Tools and Plant ...	13,612	13	2	9,000	0	0	9,000	0	0	...	...	...	8,039	5	4	Savings.
5. Miscellaneous—																
(*a*) Stationery ...	3,752	7	2	3,500	0	0	3,400	0	0	4,361	10	7				Excess due to the increased rate paid for paper.
(*b*) Printing Charges ...	2,564	5	3	3,000	0	0	2,140	0	0	1,935	1	6				
(*c*) Advertising Charges ...	1,043	5	0	2,000	0	0	1,500	0	0	1,290	2	0				
	7,360	1	5	8,500	0	0	7,040	0	0	7,656	14	1				
Carried over ...	12,27,668	7	10	14,13,640	0	0	13,40,630	0	0	...	...	.	14,06,095	15	6	

STATEMENT II.—Expenditure of the Corporation of Madras during the Official Year 1918-19—(*Continued*).

Items.	Actuals, 1917-18.			Budget Estimate for 1918-19.			Revised Estimate for 1918-19.			Actuals, 1918-19. Details of Minor Heads.			Actuals, 1918-19. Totals of Major Heads.			Explanation of variations between the Actuals and the Revised Estimate of 1918-19.
1	2			3			4			5			6			7
	RS.	A.	P.	RS.	A.	P.	RS.	A.	P.	RS.	A.	P.	RS.	A.	P.	
Brought forward ...	12,27,668	7	10	14,13,640	0	0	13,40,630	0	0	...	...	...	14,06,095	15	6	
GRANT I.—(*Concluded*).																
5. Miscellaneous—(*Continued.*)																
(*d*) Law Charges and Stamp Duties ...	7,775	7	4	1,000	0	0	850	0	0	126	9	0				These are fluctuating items.
(*e*) Office Furniture ...	199	14	0	1,000	0	0	510	0	0	482	6	3				
(*f*) Contingent ...	1,612	8	7	2,000	0	0	2,000	0	0	2,308	3	7				
(*g*) Water-works Contingent ...	1,093	4	9	2,000	0	0	1,500	0	0	2,669	10	9				
(*h*) Clothing for Peons and Badges for Road Coolies ...	533	12	0	1,000	0	0	600	0	0	533	3	10				
(*i*) Inspection of dangerous Buildings ..	...	...	...	50	0	0	50	0	0	...	...	...				
Total ...	18,580	0	1	15,550	0	0	12,550	0	0	...	...	...	18,776	15	6	
Total, Grant I..	12,46,248	7	11	14,29,190	0	0	13,53,180	0	0	...	...	...	14,19,872	15	0	
GRANT II.—(*Education*)—																
1. Municipal Schools—																
(*a*) Establishment ...	30,804	8	8	38,650	0	0	40,850	0	0	41,687	4	5				Increase due to payment of local allowance and war bonus.
(*b*) Allowances ...	...	...	...	60	0	0	30	0	0	30	0	0				
(*c*) Other Expenses ..	7,766	7	5	20,190	0	0	17,470	0	0	8,463	12	11				Decrease due to the failure of the contractor to supply furniture in the year and to certain claims not having been preferred and paid for in the year.
(*d*) Labour ...	1,443	3	9	1,850	0	0	1,550	0	0	1,585	3	3				
Total ...	40,014	3	10	60,750	0	0	59,900	0	0	...	...	...	51,766	4	7	
2. Miscellaneous—																
(*a*) Teachers' Training Grants ...	968	11	4	1,200	0	0	1,170	0	0	1,395	11	3				
(*b*) Contributions to Madras Teachers' Guild ...	...	...	...	...	...	...	...	...		...	...	..				
Total...	968	11	4	1,200	0	0	1,170	0	0	...	..	..	1,395	11	3	Increase due to the training of two clerks in mechanical work in the workshop.
Total, Grant II ...	40,982	15	2	61,950	0	0	61,070	0	0	...	...	...	53,161	15	10	
GRANT III.—(*Sanitation and Medical Services*)—																
1. Hospitals and Dispensaries—																
Royapettah Hospital—																
(*a*) Establishment ...	10,886	2	8	13,580	0	0	11,800	0	0	12,237	1	5				Increase due to payment of war bonus and local allowance.
(*b*) Allowances ...	180	0	0	210	0	0	200	0	0	193	6	0				
(*c*) Medicines and Supplies ...	21,347	7	11	29,500	0	0	32,500	0	0	30,229	0	10				Decrease due to savings under labor staff and medicine.
(*d*) Diets of Patients ...	9,253	11	2	10,500	0	0	12,200	0	0	12,041	5	6				Decrease due to claims not having been preferred and paid for in the year.
ii. George Town Dispensary—																
(*a*) Establishment ...	...	...	...	...	...	...	...	...	...	...	...	...				
(*b*) Allowances ...	...	...	...	...	...	...	...	...	...	...	...					
(*c*) Medicines and supplies ..	...	...	...	...	...	...	...	...	...	...	...	...				
iii. Balish Naidu Dispensary—																
(*a*) Establishment ...	3,665	0	7	4,070	0	0	4,440	0	0	4,543	5	1				Increase due to payment of war bonus and local allowance.
(*b*) Allowances ...	...	...	...	90	0	0	60	0	0	45	8	0				
(*c*) Medicines and supplies ...	4,016	4	7	5,100	0	0	3,000	0	0	3,185	6	3				Difference due to decrease in the number of patients.
iv. Chintadripet Dispensary—																
(*a*) Establishment ...	2,336	9	8	2,470	0	0	2,790	0	0	2,853	0	1				Increase due to payment of war bonus and local allowance.
(*b*) Medicines and supplies ...	2,187	10	1	2,350	0	0	2,610	0	0	2,620	15	10				
v. Raja Sir S. Ramaswamy Mudr. Lying-in-Hospital—																
(*a*) Establishment ...	3,247	2	11	3,650	0	0	3,720	0	0	3,747	12	9				
(*b*) Allowances ...	115	0	0	90	0	0	90	0	0	90	0	0				
(*c*) Medicines, and supplies ...	13,138	8	11	12,500	0	0	13,350	0	0	13,080	6	1				Savings.
(*d*) Training of Midwives ...	2,610	13	5	2,600	0	0	2,720	0	0	2,701	9	9				
vi. Washermanpet Dispensary—																
(*a*) Establishment ...	2,415	0	0	2,440	0	0	3,030	0	0	2,852	14	7				Decrease due to non-employment of nurse.
(*b*) Medicines and supplies ...	2,783	13	5	2,500	0	0	3,600	0	0	3,073	9	1				Decrease due to savings and to certain claims not having been preferred and paid for in the year
(*c*) Allowances ...	212	0	0	240	0	0	200	0	0	108	0	0				Decrease due to non-employment of nurse.
Total .	78,425	5	4	91,320	0	0	96,910	0	0	...	...	...	93,603	6	3	
2. (*a*) Contribution to Provincial Funds—Hospitals ...	20,000	0	0	20,000	0	0	20,000	0	0	20,000	0	0				
(*b*) Contribution for St. Thomé Dispensary ..	1,100	0	0	1,100	0	0	1,100	0	0	1,100	0	0				
(*c*) Do. Convent Dispensary ...	240	0	0	240	0	0	240	0	0	240	0	0				
(*d*) Do. Victoria Caste and Gosha Hospital ...	1,000	0	0	1,500	0	0	1,500	0	0	1,500	0	0				
(*e*) Do. Sembium Dispensary ...	780	0	0	780	0	0	780	0	0	780	0	0				
(*f*) Do. Monegar Choultry and Native Infirmary ..	1,500	0	0	1,500	0	0	1,500	0	0	1,500	0	0				
(*g*) Do. Pasteur Institute of South India, Coonoor ...	250	0	0	250	0	0	250	0	0	250	0	0				
(*h*) Do. Kalyani Hospital ...	600	0	0	600	0	0	600	0	0	600	0	0				
(*i*) Do. to Hanyaka Parameswari Dispensary ...	500	0	0	500	0	0	500	0	0	500	0	0				
(*j*) Do. Venkataramana Dispensary.	100	0	0	100	0	0	100	0	0	...	...	...				
(*k*) Do. The Madras Ayurvedic Dispensary ...	...	...	...	1,000	0	0	1,000	0	0	1,000	0	0				
(*l*) Do. Georgetown Dispensary ...	8,824	0	0	8,820	0	0	8,820	0	0	8,824	0	0				
(*m*) Do. Madras Ambulance Corps.	100	0	0	...	...	...	...	...	...	100	0	0				
(*n*) Do. Madras Society for Protection of Children ...	...	...		...	..	...	250	0	0	250	0	0				
Total ...	34,994	0	0	36,390	0	0	36,640	0	0	...	...	...	36,644	0	0	
3. Vaccination—																
(*a*) Establishment ...	12,519	0	6	12,900	0	0	12,200	0	0	11,911	13	11				Savings.
Allowances ...	...	..	...	...	...	...	...	...	...	...	...	.				
(*b*) Contingencies ...	2,623	15	1	3,000	0	0	3,200	0	0	3,617	2	0				Excess due to cost of lymph.
Total ...	15,142	15	7	15,900	0	0	15,400	0	0	...	...	...	15,528	15	11	
	1,28,562	4	11	1,43,610	0	0	1,48,950	0	0		...	...	1,45,776	6	2	
Carried over ...	12,87,231	7	1	14,91,140	0	0	14,14,250	0	0	...	...	...	14,73,034	14	10	

STATEMENT II.—Expenditure of the Corporation of Madras during the Official year 1918-19—(*Continued*).

Items.	Actuals, 1917-18.			Budget Estimate for 1918-19.			Revised Estimate for 1918-19.			Actuals, 1918-19. Details of Minor Heads.			Actuals, 1918-19. Totals of Major Heads.			Explanation of variations between the Actuals and the Revised Estimate of 1918-19.
1	2			3			4			5			6			7
	RS.	A.	P.	RS.	A.	P.	RS.	A.	P.	RS.	A.	P.	RS.	A.	P.	
Brought forward ...	12,67,281	7	1	14,91,140	0	0	14,14,250	0	0	...	...	...	14,73,034	14	10	
GRANT III—(*Continued*).																
4. Registration of Births and Deaths—	1,28,562	4	11	1,43,610	0	0	1,48,950	0	0	...	...	...	1,45,776	6	2	
(a) Establishment ...	18,047	7	11	17,600	0	0	19,650	0	0	19,893	11	11				Increase due to war bonus and local allowance
Allowances ...	...	...	...	...	...	...	...	...	...	..		...				
(b) Contingencies ...	2,529	8	11	2,300	0	0	2,300	0	0	2,703	4	8				Increase due to more forms printed.
Total ...	20,577	0	10	19,900	0	0	21,950	0	0	...	...	...	22,597	3	7	
5. Conservancy—																
(a) Establishment—General ...	66,382	15	3	77,260	0	0	80,500	0	0	80,750	1	11				Increase due to war bonus and local allowance.
Allowances ..	3,717	15	3	6,750	0	0	5,600	0	0	5,184	5	4				Savings.
(b) Hire of Scavengers ...	56,525	14	8	58,000	0	0	60,000	0	0	61,416	2	4				Increase due to savings expected in the estimate not having been realised.
(c) Private Scavenging ..	2,063	4	1	2,500	0	0	2,500	0	0	2,412	10	3				Savings.
(d) Maintenance of Bullocks—																
Establishment ...	4,953	13	10	5,000	0	0	4,900	0	0	4,760	14	6				Do.
Allowances ..	738	13	1	760	0	0	760	0	0	791	15	10				
Labor, Fodder, contingencies, &c. ...	1,51,712	8	9	1,60,000	0	0	2,00,000	0	0	2,03,893	4	3				Increase due to high prices of fodder.
(e) Incinerator—																
Establishment ...	1,111	6	8	1,120	0	0	1,650	0	0	1,741	7	11				Increase due to war bonus and local allowance.
Labor ...	18,391	10	11	20,000	0	0	18,000	0	0	18,846	5	0				Increase due to non-realization of savings expected in the estimate.
(f) Night-soil Depôts and Shoots—																
Establishment ...	1,565	5	5	1,890	0	0	2,100	0	0	2,128	1	8				
Labor ...	14,436	12	7	13,500	0	0	20,800	0	0	20,647	2	4				
(g) Sanding Latrines ...	2,357	11	11	4,000	0	0	3,000	0	0	2,923	2	1				Savings.
(h) Maintenance of Grass Farm—																
Establishment ..	4,833	14	6	4,950	0	0	5,200	0	0	5,121	1	1				Do.
Labor ...	27,017	2	0	27,000	0	0	31,000	0	0	29,991	10	4				Do.
(i) Rent of Lorry Stations and Cart Depôts ...	286	12	3	300	0	0	250	0	0	246	0	0				
(j) Burial and Burning Grounds—Labor ..	2,360	12	10	2,400	0	0	2,200	0	0	2,638	5	6				Increase due to burial and burning of persons died of influenza in hospitals.
(k) Repair of Carts, Boats and Buckets ...	10,586	1	10	20,000	0	0	26,000	0	0	34,141	4	1				Increase due to the conversion of many double draught rickosh and night-soil carts into single ones and to repairs done to more carts.
(l) Contingent—General ...	33,859	4	8	7,500	0	0	7,500	0	0	10,104	11	8				Increase due to purchase of medicines from Government Stores for child welfare scheme.
(m) Epidemic Charges—																
Plague ...	14,602	12	11	19,310	0	0	12,000	0	0	27,049	4	0				Increase due to purchase of plague vaccine and rat traps and disinfectants.
Cholera and Small-pox ...	29,290	3	3	23,230	0	0	40,000	0	0	62,377	12	6				Increase due to large expenditure on account of influenza.
Malaria ...	57,955	8	6	90,000	0	0	88,000	0	0	67,312	9	1				
(n) Road Watering—																
Establishment ...	1,836	12	7	1,440	0	0	1,720	0	0	1,754	9	2				
Labor ...	13,571	0	11	15,000	0	0	15,000	0	0	14,907	11	2				
(o) Tools and Plant ...	67,793	2	3	20,000	0	0	54,000	0	0	30,340	14	11				Savings due to Government grant for purchasing lorries not having been utilised.
Total ...	5,88,061	13	11	5,81,920	0	0	6,82,680	0	0	...	...	...	6,91,487	6	11	
6. Miscellaneous—																
(a) Stationery ...	2,907	15	7	3,000	0	0	3,800	0	0	5,333	5	10				
(b) Printing Charges ...	3,326	5	7	3,500	0	0	3,700	0	0	1,80[illegible]	3	2				
(c) Advertising Charges ...	312	9	0	500	0	0	400	0	0	877	6	0				Increase due to advertising instructions about Plague and Influenza.
(d) Law Charges and Stamp Duties ...	304	1	6	300	0	0	200	0	0	14	2	0				
(e) Office Furniture ...	63	12	3	500	0	0	300	0	0	392	14	8				
(f) Clothing, Badges and Belts ..	3,050	13	0	3,000	0	0	4,500	0	0	2,237	2	1				Savings.
(g) Extra Staff ...	...	...	...	100	0	0	...	...	...	...	...	...				
Total ...	9,970	8	11	10,900	0	0	12,900	0	0	..	...	...	10,660	1	9	
Total, Grant III...	7,47,171	14	7	7,56,330	0	0	8,66,480	0	0	...	...	...	8,70,521	2	5	
GRANT IV.—(*Miscellaneous Municipal Purposes.*)																
1. Lighting—																
Establishment ..	2,231	5	10	1,260	0	0	2,340	0	0	2,084	15	7				
Allowance ..	172	6	9	180	0	0	180	0	0	177	2	6				
Labor ...	12,833	11	10	15,000	0	0	16,020	0	0	13,512	10	3				
Maintenance ...	80,409	0	8	80,000	0	0	85,000	0	0	76,160	1	6				Decrease due to stopping payment to the contractor for lighting unsound oil lamps and also to the large substitution of electric lights for oil lamps.
Additional Lamps and Sundries ...	1,22,127	7	2	90,000	0	0	37,300	0	0	34,203	1	1				
Repairs to Lamps and Posts ...	22,049	4	7	15,000	0	0	15,000	0	0	19,147	5	1				Increase due to more repairs to lamps.
Total ...	2,39,923	4	10	2,02,040	0	0	1,56,040	0	0	...	...	...	1,45,915	4	4	
2. Markets and Slaughterhouses—																
(a) Smithfield Market—																
Establishment ...	640	13	9	670	0	0	760	0	0	314	6	11				Increase due to payment of war bonus and local allowance.
Labor and Contingencies ...	640	10	8	600	0	0	550	0	0	720	0	11				Do. purchase of sundry articles
(b) Moore Market—																
Establishment ...	2,653	2	5	2,750	0	0	2,800	0	0	3,107	0	3				Increase due to payment of war bonus and local allowance.
Labor and Contingencies ..	5,289	8	2	5,400	0	0	5,900	0	0	6,066	7	5				Do. to the replacement of electric bulbs.
(c) Slaughterhouses—																
Establishment ...	3,425	1	1	3,520	0	0	3,850	0	0	3,905	7	8				Increase due to payment of war bonus and local allowance.
Labor and Contingencies ...	17,360	1	4	14,000	0	0	16,000	0	0	18,107	14	3				Increase due to repairs done to motor meat vans.
Allowances ...	60	0	0	60	0	0	60	0	0	60	0	0				
Total ...	30,069	5	5	27,000	0	0	29,920	0	0	...	...	...	32,785	5	5	
	2,69,992	10	3	2,29,040	0	0	1,85,960	0	0	...	...	...	1,78,700	9	9	
Carried over ...	20,34,403	5	8	22,47,470	0	0	22,80,730	0	0	...	...	...	23,43,556	1	8	

STATEMENT II.—Expenditure of the Corporation of Madras during the Official year 1918-19—(*Continued*).

Items.	Actuals, 1917-18.	Budget Estimate for 1918-19.	Revised Estimate for 1918-19.	Actuals, 1918-19. Details of Minor Heads.	Actuals, 1918-19. Totals of Major Heads.	Explanation of variations between the Actuals and the Revised Estimate of 1918-19.
1	2	3	4	5	6	7
	RS. A. P.	RS. A. P.	RS. A. P.	RS. A. P.	RS. A. P.	
GRANT IV—(*Concluded*). Brought forward ...	20,34,403 5 8	22,47,470 0 0	22,80,730 0 0	...	23,43,556 1 3	
3. Avenues—	2,69,992 10 3	2,29,040 0 0	1,85,960 0 0	...	1,78,700 9 9	
Establishment ...	588 3 7	920 0 0	1,020 0 0	957 14 1		
Allowance ...	480 0 0	540 0 0	480 0 0	469 14 1		
Labor ...	6,175 9 7	7,000 0 0	6,600 0 0	6,921 0 5		
Tools and Plant ...	550 4 7	600 0 0	500 0 0	435 14 4		
Total ...	7,594 1 9	8,960 0 0	8,600 0 0	...	8,784 10 11	
4. Public Parks—						
(a) People's Park—						
Establishment ...	5,446 10 5	5,900 0 0	6,500 0 0	6,602 15 1		Increase due to payment of war bonus and local allowance.
Allowance ...	... ...	20 0 0	20 0 0	... ...		
Labor, &c. ...	26,136 5 8	26,600 0 0	27,800 0 0	25,638 1 7		Decrease due to savings under purchase of animals and to claims not having been preferred and paid for in the year.
Tools and Plant ...	127 13 6	100 0 0	120 0 0	91 3 3		
(b) Napier Park—						
Establishment ...	621 0 0	640 0 0	710 0 0	763 7 10		Increase due to payment of war bonus and local allowance.
Allowances ...	59 0 0	... ...	... ...	... ...		
Labor, &c. ...	746 9 10	1,260 0 0	1,260 0 0	1,131 11 7		Decrease due to claims not having been preferred and paid for in the year.
Tools and Plant ...	9 0 0	10 0 0	10 0 0	... ...		
(c) Robinson Park—						
Establishment ...	1,288 9 9	1,320 0 0	1,460 0 0	1,460 8 6		
Labor, &c ...	5,810 10 1	6,400 0 0	6,400 0 0	5,831 13 3		
Tools and Plant ...	26 11 9	30 0 0	50 0 0	51 0 0		Do.
(d) Loane Square—						
Allowances ...	25 0 0	... ...	... ...	... ...		
Labor, &c. ...	1,548 5 3	1,650 0 0	1,930 0 0	1,806 2 4		
Tools and Plant ...	9 0 0	10 0 0	10 0 0	... ...		Do.
(e) Sivgnanam Park—						
Labor, &c. ...	... ...	... ...	570 0 0	538 11 3		
Tools and Plant ...	... ...	... ...	... ...	5 8 0		
Total ...	41,845 12 3	43,940 0 0	46,810 0 0	...	43,921 7 8	
5. Survey of Land ...	20,737 3 2	22,000 0 0	23,950 0 0	...	22,514 14 3	
6. Fire—						
Establishment ...	4,803 9 4	5,590 0 0	5,300 0 0	5,238 6 4		Savings.
Labor, &c. ...	9,122 6 7	8,300 0 0	8,300 0 0	10,741 8 2		Excess due to additional electric installation fitted to the motor fire engine.
Allowances ...	362 1 6	300 0 0	300 0 0	300 0 0		
Tools and Plant ...	6,869 12 7	4,000 0 0	2,000 0 0	852 13 5		Savings.
Total ...	21,157 14 0	18,190 0 0	15,900 0 0	...	17,132 11 11	
7. Other Charges—						
(a) Esplanades ...	288 0 0	320 0 0	310 0 0	284 0 0		
(b) Quit-rent ...	4,276 12 10	4,500 0 0	4,500 0 0	4,604 0 5		Increase due to more water consumed.
(c) Payment for Red Hills water ...	29,780 0 0	32,000 0 0	30,000 0 0	31,459 0 0		
(d) Rewards for destruction of Dogs and Venomous Snakes ...	4,235 1 2	3,620 0 0	3,700 0 0	4,329 12 2		Increase due to payment of remuneration to dog-catchers and to feeding charges owing to greater number of dogs caught.
(e) Municipal Proceedings, &c., Charges—						
Stationery ...	1,034 9 6	1,100 0 0	1,000 0 0	721 6 2		Decrease due to claims not having been preferred and paid for in the year.
Printing ...	5,275 12 8	6,000 0 0	5,100 0 0	3,924 6 10		Decrease due to default of the contractors to execute the printing work given to them in the year.
Advertising ...	2,722 10 0	1,800 0 0	1,400 0 0	1,721 1 0		This is an uncertain item.
(f) Law Charges—						
Establishment ...	2,400 0 0	2,400 0 0	2,400 0 0	2,400 0 0		
Stamp, &c., Charges ...	576 7 0	200 0 0	200 0 0	80 12 6		Provision made in the R. E. towards arbitration charges was not utilised.
(g) Election Charges ...	766 1 8	850 0 0	1,650 0 0	1,694 14 4		
(h) Tin Tickets ...	1,081 3 2	1,200 0 0	2,000 0 0	1,717 9 11		
(i) Tools and Plant ...	177 6 0	200 0 0	200 0 0	77 10 1		
(k) Stores—						
Establishment ...	4,988 7 1	5,000 0 0	5,400 0 0	5,424 6 3		
Contingencies— Coolies for Stock-taking Stationery, Clothing, &c. ...	2,778 10 2	3,100 0 0	3,100 0 0	3,159 14 6		Excess due to allowances to watchmen.
(l) Workshops—						
Establishment ...	11,331 8 4	11,500 0 0	12,000 0 0	11,958 5 6		Savings.
Allowances ...	360 0 0	360 0 0	360 0 0	360 0 0		
Labor and Contingent ...	7,725 1 3	8,000 0 0	11,640 0 0	15,750 7 3		Increase due to more work turned out.
(m) Insurance on Municipal Buildings ...	3,261 13 0	3,300 0 0	4,500 0 0	4,705 12 0		Increase due to the insurance of slaughterhouse buildings.
(n) Motor Car—						
Establishment ...	536 7 0	570 0 0	590 0 0	560 8 0		Savings.
Maintenance ...	4,356 0 6	2,120 0 0	3,500 0 0	5,034 4 7		Increase due to heavy repairs done to motor-cars.
(o) Office Tapal ...	2,165 6 9	2,700 0 0	2,170 0 0	2,567 7 3		
(p) Loss on Municipal Stores ...	277 5 6	... ...	1,000 0 0	... ...		
(q) Charges for the treatment of patients at the Pasteur Institute, Coonoor ...	122 4 0	250 0 0	500 0 0	607 2 0		Increase due to more number of patients admitted into the hospital.
(r) Other Items ...	12,646 3 5	10,000 0 0	15,000 0 0	19,042 8 5		
(s) Public Ceremonies ...	850 0 0	... ...	2,400 0 0	2,000 14 10		
Total ...	1,04,308 6 1	1,01,090 0 0	1,14,810 0 0		1,24,195 4 0	
Total, Grant IV ...	4,65,635 15 6	4,23,220 0 0	3,96,060 0 0		3,96,249 10 6	
GRANT V.—(*Supervision and Management*)—						
1. (a) Salaries of Officers ...	39,374 6 0	33,300 0 0	33,300 0 0	33,300 0 0		
(b) Allowances ...	1,211 4 3	960 0 0	930 0 0	1,008 14 0		Increase due to payment of travelling allowances to the President.
Total ...	40,585 10 3	34,260 0 0	34,230 0 0		34,308 14 0	
	40,585 10 3	34,260 0 0	34,230 0 0		34,308 14 0	
Carried over ...	25,00,039 5 2	26,70,690 0 0	26,76,790 0 0		27,39,805 11 9	

STATEMENT II.—Expenditure of the Corporation of Madras during the Official year 1918-19—(*Continued*).

Items.		Actuals, 1917-18.			Budget Estimate for 1918-19.			Revised Estimate for 1918-19.			Actuals, 1918-19. Details of Minor Heads.			Actuals, 1918-19. Totals of Major Heads.			Explanation of variations between the Actuals and the Revised Estimate of 1918-19.
1		2			3			4			5			6			7
		RS.	A.	P.	RS.	A.	P.	RS.	A.	P.	RS.	A.	P.	RS.	A.	P.	
Brought forward ...		25,00,039	5	2	26,70,690	0	0	26,76,790	0	0				27,39 805	11	9	
GRANT V.—(*Concluded*).		40,585	10	3	34,260	0	0	34,230	0	0				34,308	14	0	
2. Head Office—																	
(a) Establishment Allowance ...		26,725	5	7	26,300	0	0	29,800	0	0	30,203	14	6				Increase due to war bonus and local allowance.
(b) Stationery ...		1,500	0	0	1,500	0	0	1,590	0	0	1,556	0	7				
(c) Printing Charges ...		1,839	3	4	2,000	0	0	1,700	0	0	1,438	8	10				Decrease due to claims not having been preferred and paid for in the year.
(d) Advertising Charges ...		1,053	10	5	1,200	0	0	1,200	0	0	1,214	1	7				
(e) Office Furniture ...		21	7	0	50	0	0	50	0	0	37	13	0				
(f) Contingent ...		220	10	9	400	0	0	400	0	0	260	6	8				Savings.
(g) Labor ...		1,253	1	7	1,400	0	0	1,400	0	0	1,471	13	5				
(h) Clothing for Peons ...		120	0	0	120	0	0	140	0	0	151	11	10				
		760	9	1	650	0	0	830	0	0	827	3	9				
Total ...		33,493	15	9	33,620	0	0	37,110	0	0				37,219	10	2	
3. Assessment and Collection—																	
(a) Establishment Allowances ...		81,796	11	11	82,700	0	0	85,000	0	0	90,806	4	4				
(b) Stationery ...		5,506	10	6	5,520	0	0	5,570	0	0	5,545	7	8				
(c) Printing Charges ...		4,687	12	6	4,500	0	0	4,500	0	0	4,580	5	8				
(d) Advertising Charges ...		2,797	0	5	4,000	0	0	3,000	0	0	2,692	0	9				
(e) Law Charges and Stamp Duties ...		217	12	0	300	0	0	200	0	0	99	9	0				
(f) Office Furniture ...		86	2	5	200	0	0	200	0	0	11	10	9				
(g) Contingent ...		23	9	11	100	0	0	300	0	0	282	10	5				
(h) Labor ...		4,711	0	2	5,000	0	0	5,000	0	0	5,092	2	9				
(i) Clothing ...		585	1	1	640	0	0	700	0	0	724	2	8				
(j) Extra Writers, Coolies and Carts ...		1,483	2	5	1,600	0	0	3,500	0	0	3,523	8	6				
(k) Commissioners' Fees ...		4,814	2	1	6,000	0	0	6,000	0	0	5,227	6	4				
(l) Numbering Doors ...		110	0	0	300	0	0	300	0	0	40	0	0				
		183	13	0	300	0	0	180	0	0	319	14	0				
Total ..		1,06,402	14	5	1,11,160	0	0	1,14,450	0	0				1,18,975	3	10	
Total, Grant V ...		1,80,482	8	5	1,79,040	0	0	1,85,790	0	0				1,90,503	12	0	
Sinking Fund—																	
* W. W. Loan, 1869—73		14,30,000...	28,600	0	28,600	0	0	28,600	0	0	28,600	0	0				
G. T. Drainage Loan,	1887	1,00,000...	820	0	820	0	0	820	0	0	820	0	0				
Do. do.	1888	1,50,000...	1,200	0	1,200	0	0	1,200	0	0	1,200	0	0				
Do. do.	1889	1,50,000...	1,200	0	1,200	0	0	1,200	0	0	1,200	0	0				
Water-works Loan,	1889	20,000...	170	0	170	0	0	170	0	0	170	0	0				
G. T. Drainage Loan,	1890	50,000...	400	0	400	0	0	400	0	0	400	0	0				
Water-works Loan,	1895	4,00,000...	3,050	0	3,050	0	0	3,050	0	0	3,050	0	0				
Market Loan,	1897	1,00,000...	750	0	750	0	0	750	0	0	750	0	0				
Plague Loan,	1899	2,00,000...	1,520	0	1,520	0	0	1,520	0	0	1,520	0	0				
Water-works Loan,	1899	50,000...	380	0	380	0	0	380	0	0	380	0	0				
Drainage Loan,	1899	4,20,000...	3,190	0	3,190	0	0	3,190	0	0	3,190	0	0				
Market Loan,	1899	1,50,000...	1,140	0	1,140	0	0	1,140	0	0	1,140	0	0				
Drainage Loan,	1900	7,80,000..	5,930	0	5,930	0	0	5,930	0	0	5,930	0	0				
Water-works Loan,	1900	1,50,000...	1,140	0	1,140	0	0	1,140	0	0	1,140	0	0				
Plague Loan,	1900	1,00,000...	760	0	760	0	0	760	0	0	760	0	0				
Sewer Loan,	1901-1902	1,20,000...	910	0	910	0	0	910	0	0	910	0	0				
Drainage Loan,	1901-1902	2,00,000...	1,520	0	1,520	0	0	1,520	0	0	1,520	0	0				
Do.	1903	5,00,000...	3,800	0	3,800	0	0	3,800	0	0	3,800	0	0				
* Do.	1905	7,00,000..	19,166	15	19,940	0	0	19,940	0	0	19,941	5	2				
Special Buildings Loan,	1907	1,00,000...	2,100	0	2,100	0	0	2,100	0	0	2,100	0	0				
* Drainage Loan,	1908	4,00,000...	9,733	5	10,130	0	0	10,130	0	0	10,125	8	10				
Special Buildings Loan,	1909	4 25,000...	8,920	0	8,920	0	0	8,920	0	0	8,920	0	0				
Napier Bridge Loan,	1909	1,00 000...	2,100	0	2,100	0	0	2,100	0	0	2,100	0	0				
* Drainage Loan,	1909	4,00,000...	9,355	5	9,740	0	0	9,740	0	0	9,733	5	3				
Napier Bridge Loan,	1910-1911	50,000...	1,040	0	1,040	0	0	1,040	0	0	1,040	0	0				
* Drainage Loan,	1911	1,00,000...	2,159	7	2,250	0	0	2,250	0	0	2,246	11	11				
Special Buildings Loan,	1912	3,00,000...	6,300	0	6,300	0	0	6,300	0	0	6,300	0	0				
Do.	1913	3,42,000...	7,180	0	7,180	0	0	7,180	0	0	7,180	0	0				
Do.	1914	2,00,000...	4,160	0	4,160	0	0	4,160	0	0	4,160	0	0				
Do.	1915	1,70,000...	3,540	0	3,540	0	0	3,540	0	0	3,540	0	0				
Electric Lighting Loan,	1914	50,000...	1,040	0	1,040	0	0	1,040	0	0	1,040	0	0				
Do.	1915	1,30,000...	2,700	0	2,700	0	0	2,700	0	0	2,700	0	0				
Water and Drainage Loan	1916	13,00,000...	27,040	0	27,040	0	0	27,040	0	0	27,040	0	0				
Electric Lighting Loan	1916	1,00,000	2,080	0	2,080	0	0	2,080	0	0	2,080	0	0				
* Water and Drainage Loan	1917	4,00,000...	...	...	30,220	0	0	30,370	0	0	30,372	0	0				
* Drainage Loan	1918	9,00,000...	...	...	5,410	0	0	...	...	...	...	...	...				
		Total ...	1,65,095	2	2,02,370	0	0	1,97,110	0	0	...	...	...	1,97,099	15	2	
		Carried over ...	28,45,617	0	30,52,100	0	0	30,59,690	0	0	...	...	...	31,27,409	6	11	

* Loans from Government.

STATEMENT II.—Expenditure of the Corporation of Madras during the Official year 1918-19—(*Concluded*).

Items.	Actuals, 1917-18.	Budget Estimate for 1918-19.	Revised Estimate for 1918-19.	Actuals, 1918-19. Details of Minor Heads.	Actuals, 1918-19. Totals of Major Heads.	Explanation of variations between the Actuals and the Revised Estimate of 1918-19.
1	2	3	4	5	6	7
	Rs. A. P.	Rs. A. P.	Rs. A. P.	Rs. A. P.	Rs. A. P.	
Brought forward	28,15,617 0 0	30,52,100 0 0	30,59,690 0 0	... ...	31,27,409 0 11	
Interest—						
* 4% W. W. Loan, 1869-73 ... 14,30,000	57,200 0 0	57,200 0 0	57,200 0 0	57,200 0 0		
6% G. T. Drainage Loan 1887 ... 1,00,000	4,800 0 0	6,000 0 0	7,200 0 0	7,200 0 0		
5% Do. do. 1888 ... 1,50,000	7,500 0 0	7,500 0 0	7,500 0 0	7,500 0 0		
" Do. do. 1889 ... 1,50,000	7,500 0 0	7,500 0 0	7,500 0 0	7,500 0 0		
" W. W. Loan, 1889 ... 20,000	1,000 0 0	1,000 0 0	1,000 0 0	1,000 0 0		
" G. T. Drainage Loan, 1890 ... 50,000	2,500 0 0	2,500 0 0	2,500 0 0	2,500 0 0		
4% W. W. Loan, 1895 ... 4,00,000	15,460 0 0	16,000 0 0	16,720 0 0	15,460 0 0		
" Market Loan, 1897 ... 1,00,000	3,612 0 0	4,000 0 0	4,390 0 0	4,388 0 0		
" Plague Loan, 1899 ... 2,00,000	8,000 0 0	8,000 0 0	8,000 0 0	8,000 0 0		
" Water-works Loan, 1899 ... 50,000	2,000 0 0	2,000 0 0	2,000 0 0	2,000 0 0		
" Drainage Loan, 1899 ... 4,20,000	16,716 0 0	16,800 0 0	16,860 0 0	16,860 0 0		
" Market Loan, 1899 ... 1,50,000	5,760 0 0	6,000 0 0	6,280 0 0	6,160 0 0		
" Drainage Loan, 1900 ... 7,50,000	30,112 0 0	31,200 0 0	34,090 0 0	32,716 0 0		
" Water-works Loan, 1900 ... 1,50,000	4,636 0 0	6,000 0 0	7,360 0 0	7,364 0 0		
" Plague Loan, 1900 ... 1,00,000	3,200 0 0	4,000 0 0	4,800 0 0	4,800 0 0		
" Sewer Loan, 1901-1902 ... 1,20,000	3,640 0 0	4,800 0 0	8,140 0 0	4,540 0 0		
" Drainage Loan, 1901-1902 ... 2,00,000	7,392 0 0	8,000 0 0	9,110 0 0	7,466 0 0		
" Do. 1903 ... 5,00,000	19,988 0 0	20,000 0 0	20,010 0 0	20,010 0 0		
" Do. 1905 ... 7,00,000	21,108 3 6	20,330 0 0	20,330 0 0	20,333 14 0		
* " Special Buildings Loan, 1907 ... 1,00,000	1,356 0 0	4,000 0 0	6,430 0 0	5,914 0 0		
" Drainage Loan, 1908 ... 4,00,000	13,286 10 9	12,890 0 0	12,890 0 0	12,893 7 2		
" Special Buildings Loan, 1909 ... 4,25,000	16,248 0 0	17,000 0 0	17,750 0 0	17,728 0 0		
" Napier Bridge Loan, 1909 ... 1,00,000	4,000 0 0	4,000 0 0	4,000 0 0	4,000 0 0		
* " Drainage Loan, 1909 ... 4,00,000	13,664 10 1	13,280 0 0	13,280 0 0	13,286 10 9		
" Napier Bridge Loan, 1910-11 ... 50,000	700 0 0	2,000 0 0	3,390 0 0	2,986 0 0		
* " Drainage Loan, 1911 ... 4,00,000	3,594 8 1	3,500 0 0	3,500 0 0	3,507 4 1		
" Special Buildings Loan, 1912 ... 3,00,000	8,856 0 0	12,000 0 0	15,140 0 0	15,144 0 0		
" Do. 1913 ... 3,42,000	13,330 0 0	13,680 0 0	13,780 0 0	13,620 0 0		
" Do. 1914 ... 2,00,000	8,000 0 0	8,000 0 0	8,040 0 0	8,000 0 0		
" Do. 1915 ... 1,70,000	4,840 0 0	6,800 0 0	8,840 0 0	8,680 0 0		
" Electric Lighting Loan, 1914 ... 50,000	2,000 0 0	2,000 0 0	2,000 0 0	2,000 0 0		
" Do. 1915 ... 1,30,000	4,420 0 0	5,200 0 0	6,230 0 0	5,050 0 0		
" Repayment Loan 1915 ... 2,04,680	7,546 9 6	... ...	... ...	... ...		
5% Water and Drainage 1916 ... 13,00,000	64,022 8 0	65,000 0 0	65,980 0 0	64,652 8 4		
" Electric Lighting 1916 ... 1,00,000	5,000 0 0	5,000 0 0	5,000 0 0	5,000 0 0		
* 6% Water and Drainage 1917 ... 4,00,000	8,350 11 0	23,550 0 0	23,400 0 0	23,400 0 0		
* " Drainage Loan 1918 ... 9,00,000	... ...	24,750 0 0	20,500 0 0	20,416 7 0		
Total ...	4,02,323 12 11	4,51,480 0 0	4,71,140 0 0	... ...	4,60,116 3 4	Decrease due to claim not preferred and paid for in the year.
Advances Recoverable—						
i. Permanent ...	225 0 0	... ...	30 0 0	25 0 0		
ii. Other ...	12,803 11 11	1,000 0 0	5,000 0 0	61,970 5 9		
Total	13,023 11 11	1,000 0 0	5,030 0 0	... ...	61,995 5 9	Represents advances made in the year.
Refund of other than current collections ...	32,967 7 6	42,000 0 0	52,000 0 0	... ...	57,571 9 3	
Discount ...	52 8 0	... ...	... ...	... ...	... ...	
Pensions and Gratuities—						
(a) Superior Grade ...	26,124 3 7	26,000 0 0	25,430 0 0	25,443 9 2		
(b) Inferior Grade ...	2,009 11 6	2,000 0 0	2,000 0 0	2,106 1 10		
Total ...	28,133 15 1	28,000 0 0	27,430 0 0	... ...	27,549 11 0	
Transferred to Capital Account ...	3,215 6 11	... ...	2,02,020 0 0	... ...	1,76,000 0 8	
Total Expenditure ...	33,32,338 14 8	35,74,580 0 0	38,17,310 0 0	... ...	39,10,642 4 11	
Closing Balance—						
General Fund ...	8,64,708 1 2	1,28,240 0 0	4,86,890 0 0	5,71,200 9 11		
Water and Drainage Fund ...	... ...	... ...	... ...	... ...		
Lighting Fund ..	13,288 15 10	... ...	... ...	... ...		
Total ...	8,77,997 1 0	1,28,240 0 0	4,86,890 0 0	... ...	5,71,200 9 11	
Grand Total ...	42,10,335 15 8	37,02,820 0 0	43,04,200 0 0	... ...	44,81,842 14 10	

* Loans from Government.

N.B.—Sums aggregating Rs. 17,60,634-4-6 were transferred from the General Fund to the credit of the Water and Drainage Fund to close the latter account in pursuance of G.O. No. 519-M., Local and Municipal, dated 4th June 1887, up to 31st March 1919.

Statement showing the Liabilities and Assets as closed in the Books on the 31st March 1919 and forming the Opening Balances of 1919-1920.

		RS. A. P.	RS. A. P.	RS. A. P.
List of Liabilities or Credit Balances transferred to the ensuing year—				
BALANCE OF LOANS—				
*Waterworks Loan of 1869-73	... ...			14,30 000 0 0
G. T. Drainage Loan	1887			1,00,000 0 0
Do.	1888			1,50,000 0 0
Do.	1889			1,50 000 0 0
Waterworks Loan	1889			20,000 0 0
G. T. Drainage Loan	1890			50,000 0 0
Waterworks Loan	1895			4,00,000 0 0
Market Loan	1897			1,00,000 0 0
Plague Loan	1899			2,00 000 0 0
Waterworks Loan	1899			50,000 0 0
Drainage Loan	1899			4,20,000 0 0
Market Loan	1899			1,50,000 0 0
Drainage Loan	1900			7,80,000 0 0
Waterworks	1900			1,50,000 0 0
Plague Loan	1900			1,00,000 0 0
Sewer Loan	1901-02			1,20,000 0 0
Drainage Loan	1901-02			2,00,000 0 0
Do.	1903			5,00,000 0 0
* Do.	1905			4,93,341 7 7
Special Buildings Loan	1907			1,00,000 0 0
*Drainage Loan	1908			3,14,716 3 6
* Do.	1909			3,24,812 12 6
Special Buildings Loan	1909			4,25,000 0 0
Napier Bridge Loan	1909			1,00,000 0 0
Do.	1910-11			50,000 0 0
*Water-supply and Drainage Loan	1910-11			85,990 13 7
Special Buildings Loan	1912			3,00,000 0 0
Do.	1913			3,42,000 0 0
Do.	1914			2,00 000 0 0
Electric Lighting Loan	1914			50,000 0 0
Do.	1915			1,30,000 0 0
Special Buildings Loan	1915			1,70,000 0 0
Water and Drainage Loan	1916			13,00,000 0 0
Electric Lighting Loan	1916			1,00,000 0 0
*Water and Drainage Loan	1917			3,69,628 0 0
*Drainage Loan	1918			9,00,000 0 0
Deposits to be adjusted	... ...			3,34,295 13 7
Unpaid Liabilities	... ...			30,541 0 0
List of Assets or Debit Balances transferred to the ensuing year—				
MUNICIPAL BALANCE—				
Revenue	... ...	5,71,200 9 11		
Loan	... ...	5,17,947 0 11		
			10,89,147 10 10	
DEPOSIT BALANCE—				
Cash	... ...	89,751 8 6		
Fixed Deposit	... ...	49,594 5 1		
Government Securities, etc.	... .	1,94,950 0 0		
			3,34,295 13 7	
SINKING FUND FOR THE LIQUIDATION OF				
*Waterworks Loan of	1869-73	14,42,800 0 0		
George Town Drainage Loan of	1887	44,474 4 8		
Do. do.	„ 1888	62,470 3 1		
Do. do.	„ 1889	60,788 7 6		
Waterworks	„ 1889	8,155 15 7		
Drainage	„ 1890	19,657 7 4		
Waterworks	„ 1895	1,18,261 3 8		
Market	„ 1897	27,452 14 7		
Plague	„ 1899	45,809 9 8		
Waterworks	„ 1899	11,207 4 8		
Drainage	„ 1899	94,177 13 9		
Market	„ 1899	33,729 8 7		
Drainage	„ 1900	1,63,798 7 9		
Waterworks	„ 1900	31,081 4 8		
Plague	„ 1900	23,285 13 3		
Sewer	„ 1901-02	21,912 9 3		
Drainage	„ 1901-02	35,055 8 8		
Do	„ 1903	83,493 6 9		
Special Buildings	„ 1907	32,391 6 11		
Do.	„ 1909	99,035 2 4		
Napier Bridge	„ 1909	23,422 12 6		
Do	„ 1910-11	9,769 11 8		
Special Buildings	1912	51,193 15 7		
Do.	„ 1913	39,936 6 7		
Do.	„ 1914	21,999 0 2		
Electric Lighting	„ 1914	5,486 9 3		
Special Buildings	„ 1915	15,732 15 7		
Electric Lighting	„ 1915	12,004 5 6		
Do.	„ 1916	5,079 1 2		
Water and Drainage	„ 1916	66,258 10 7		
			27,07,297 15 10	
	Carried over ...		41,30,741 8 3	1,11,90,356 2 9

* Loans from Government.

Statement showing the Liabilities and Assets as closed in the Books on the 31st March 1919 and forming the Opening Balances of 1919-20—(Continued).

	Amount. Rs.	Amount. Rs.
Brought forward ...	41,30,741	1,11,90,356
Value of Municipal buildings	46,44,502	
Do Municipal lands	7,26,706	
Do tools and plant and materials	54,10,880	
Do furniture	56,604	
Do live stock	1,38,359	
Arrears of Taxes, &c.	93,907	
Advances Recoverable	1,96,443	
Total Assets ...	1,53,98,142	
Total Liabilities ...		1,11,90,356

APPENDIX I.

STATEMENT 11-A—Details of Allotment for Expenditure on Public Works estimated to cost Rs. 100 and upwards.

CAPITAL ACCOUNT.

PART I—NEW WORKS.

No.	Particulars.	Revised Estimate Grant.	Expenditure during the year.	Remarks,
		Rs.	Rs.	
	GRANT I.—*Public Works.*			
	1. NEW WORKS.			
	(*b*) Buildings.			
	(i) Loan Funds.			
1	Construction of a model school at Edapalayam ...	6,430	5,438	Completed.
2	Do. at Thiruvottiyur High Road ...	2,000	1,224	In progress.
3	Do. at Oobrapalayam ...	2,000	2,020	Do.
4	Converting a store room in the Lying-in-Hospital, Monegar Choultry Road, into a bath room including water connections ...	110	...	Amount utilised for other works.
	(ii) Municipal Funds.			
5	Acquisition of land in R. S. No. 1329 of Egmore for the extension of existing dwellings to accommodate scavengers ...	10,320	10,322	Paid in full.
6	Constructing a dhobikhana at Robinson Park ...	12,000	14,345	In progress.
7	Extensions to the existing dhobikhana at Chetput ...	16,000	12,425	Do.
8	Constructing quarters for the Kilpauk pumping station Chargeman and Staff ...	13,000	11,114	Do.
9	Constructing scavenger's lines at Goyya Tope ...	3,000	...	Not commenced.
	Total ...	64,860	56,888	
	Credit Rs. 92 paid under Rev. Account.	...	92	
	Total ...	64,860	56,796	

STATEMENT II-A—Details of Allotment for Expenditure on Public Works executed by the Special Works Department, and estimated to cost Rs. 100 and upwards.

CAPITAL ACCOUNT.

PART I—NEW WORKS—(*Contd.*).

No.	Particulars.	Revised Estimate Grant.	Expenditure during the year.	Remarks.
		Rs.	Rs.	
	GRANT I.—*Public Works*—(Contd.).			
	1. NEW WORKS—(*Contd.*).			
	(c) **Drainage—*Special.***			
	Ice House Road Area.			
1	Construction of new Pumping Station including Pumping Machinery ...	5,000	94	In progress.
2	Relaying Ice House Road sewer with 24 inches, 27 inches and 30 inches cast-iron sewers ...	10,000	18,731	Do.
3	Relaying Cement pipe sewers likely to collapse ...	2,000	...	
4	Connecting existing sewers with new Pumping Station ...	8,000	...	
	Napier Park Area.			
5	Construction of new Pumping Station including Pumping Machinery ...	20,000	2,536	In progress.
6	Relaying sewers in Triplicane and laying new sewers in Sanitary areas including house connections ...	40,000	47,204	Do.
7	Napier Park Gravitation Main ...	20,000	29,408	Completed.
8	Connecting existing sewers to new Pumping Station ...	...	...	
9	Pumping Main from Pumping Station ...	15,000	13,440	
10	Additional work in connecting 2000 house connections ...	12,370	...	
	Law College Area.			
11	21 inches and 30 inches sewers in China Bazaar Road and other necessary sewers.	50,000	65,159	Completed.
	Royapuram Area.			
12	Sewer laying including house connections ...	15,000	2,192	In progress.
	Tondiarpet Drainage.			
13	Necessary sewer extensions ...	20,000	12,876	Do.
14	House drainage and house connection ...	15,000	18,104	Do.
	Carried over ...	2,32,370	2,09,744	

STATEMENT II-A—Details of Allotment for Expenditure on Public Works exec by the Special Works Department and estimated to cost Rs. 100 and upwar

CAPITAL ACCOUNT.

PART I—NEW WORKS—(*Contd.*).

No.	Particulars.	Revised Estimate Grant.	Expenditure during the year.	Remarks.
		Rs.	Rs.	
	Brought forward ...	2,32,370	2,09,744	
	Sewage Farm Pumping Station.			
15	Construction of Pumping Station Buildings and Machinery ...	...	Cr. 35	
16	Construction of a new outfall sewer ...	...	135	
	Purasawakkam Drainage.			
17	Sewers manholes, etc. ...	18,000	17,362	In progress.
18	Pumping Station including Machinery ...	10,000	7,580	Do.
19	Pumping Main No. 6 ...	4,50,000	4,16,053	Do.
20	Gravitation Main No. 5 excluding upper part of brick sewer ...	...	Cr. 5,101	Completed.
21	Gravitation Main No. 1 ...	15,000	16,868	Completed.
22	De'Mellow's Road Pumping Station installing Electric Motors ...	...	...	
23	Temporary pumping Station and plant and pipes ...	1,800	...	
	Miscellaneous.			
24	Supply and services (Home charges) ...	2,000	3,217	
25	Stores, tools and plant (Suspense account) ...	3,50,000	4,01,545	
26	Miscellaneous ...	10,000	8,366	
27	Storm water drain, North Triplicane ...	...	...	Completed.
28	Acquisition of land for a Pumping Station in Edward Elliots Road ...	5,600	1,001	
29	Kelly's drain extension ...	...	...	Completed.
30	Demolishing the existing syphons through the City ...	...	...	
31	Repairing and covering of the open storm water side drains in Sydoji Street ...	...	...	
32	Alterations of house drains of 450 houses for the exclusion of silt and storm water in Tondiarpet ...	...	Cr. 5	
33	Additional work in connecting 2,000 house connections in Napier Park area ...	...	...	
	Total ...	10,94,770	10,76,780	
	Realisation by sales of stores, ...	Cr.4,50,000	Cr.6,42,548	
	Total ...	6,44,770	4,34,182	

STATEMENT II-A.—Details of Allotment for Expenditure on Public Works executed by the Special Works Department, and estimated to cost Rs. 100 and upwards.

CAPITAL ACCOUNT.

PART I—NEW WORKS.—(*Contd*).

No.	Particulars.	Revised Estimate Grant.	Expenditure during the year.	Remarks.
		Rs.	Rs.	
	GRANT I—*Public Works*—(Contd.).			
	1. NEW WORKS—(*Contd.*).			
	(*d*) **Water-supply**—*Special.*			
1	Laying Pipes, Special, etc. ...	42,840	29,301	Completed.
2	Stores, etc. ...	...	8,033	
	Filter beds.			
3	Sand Washers ...	2,500	10,464	
4	Filter Inlet Screens ...	9,100		
5	Cycle Paths, etc. ...	3,000		
	Total ...	57,440	47,798	
	Realisation by sales of stores ...	...	Cr. 16,089	
	Total ...	57,440	31,709	

STATEMENT II-A—Details of Allotment for Expenditure on Public Works estimated to cost Rs. 100 and upwards.

REVENUE ACCOUNT.

PART I—NEW WORKS.

No.	Particulars.	Revised Estimate Grant.	Expenditure during the year.	Remarks.
		Rs.	Rs.	
	GRANT I.—*Public Works.*			
	1. NEW WORKS.			
	(*a*) **Communications.**			
1	Providing a retaining wall to the foot-path constructed in North Beach Road ...	7,900	3,796	In progress.
2	Constructing a foot-path along Poonamallee High Road from General Hospital Road to Sydenhams Road with cement concrete curbs and 3 in. gravel on the top ...	4,100	2,557	Nearing completion.
3	Widening the culvert in Perambur Tank Road near Toll-Gate	770	766	Paid in full.
4	Acquisition of land and buildings for rounding off the dangerous corners of the Victoria Crescent	2,400	...	Pending enquiry by the Land Acquisition Officer.
5	Acquisition of land and buildings in R. S. No. 2604 of Mylapore for rounding off the corner at the junction of Cutcheri Road with Appu Mudali Choultry Street ..	900	622	Paid in full.
6	Rounding off the corners of St. Mary's Cemetery in Body Guard Road and reconstructing the compound wall	700	742	Paid in full. (The original sanctioned amount is Rs. 820).
7	Acquisition of land in R S. No. 1383 for rounding off the corner at the junction of Marshalls Road and Harris Road and reconstructing the compound wall for the rounded-off portion	350	...	Under correspondence
8	Acquisition of land in R. S. No. 47 of Purasawaukam for rounding off the corner at the junction of Audiappa Mudali Street and Lawders Gate Road. ...	650	...	Pending enquiry by the Land Acquisition Officer.
9	Acquisition of land and buildings as are sufficient for purposes of road connecting Byramjung Street with Mount Road. ...	1,000	...	Do.
10	Acquisition of land and superstructures in R. S. Nos. 70 and 71 of Georgetown for connecting Cunniah Naidu Street with Padavattamman Koil Lane	700	...	Under correspondence.
11	Raising and metalling with laterite and gravel for the proposed roads in R.S. No. 332 of Tondiarpet east of Thandavamoorthy Chetti Street	750	69	Work stopped for the present.
12	Shifting two posts at the junction of Kuppu Muthu Mudali Street and Badai Saib Street on account of road-widening ...	100	79	Paid in full.
	Carried over ...	20,320	8,631	

STATEMENT II-A—Details of Allotment for Expenditure on Public Works estimated to cost Rs. 100 and upwards.

REVENUE ACCOUNT.

PART I—NEW WORKS—(*Contd.*).

No.	Particulars.	Revised Estimate Grant.	Expenditure during the year.	Remarks.
		Rs.	Rs.	
	Brought forward ...	20,320	8,681	
	GRANT. I.—*Public Works*—(Contd.).			
	1. NEW WORKS—(*Contd.*).			
	(a) Communications—(*Concld.*).			
13	Purchasing the land 18' 8 in. by 6' 6 in attached to the Bombay Co, for widening Francis Joseph Street	120	120	Paid in full.
14	Diverting storm water drain in Manalli Road into the Buckingham Canal	650	456	In progress.
15	Forming roads in the acquired portions of Suparigunta Paracheri	3,000	...	The amount transferred to New Works, Drainage.
16	Improvements to roads in New Town (Pudupet)	3,000		
a	Constructing side channel in Thiruvengada Mudaly Street	...	703	In progress. Sanctioned by S. C. on 7-2-19.
17	Compensation paid in the case of acquisition of portions in R. S. No. 321/2 of Triplicane for rounding off the corner of Smith Road junction of Mount Road	330	329	Paid in full.
18	Compensation for the acquisition of portions of R. S. Nos. 1891/J 39A 2D, 1891J 39A 2C, etc., of Pusarawakum for road purposes	270	272	Do.
19	Compensation for the portion of land belonging to Annadahana Samajam near Parthasaradhi Naidu Street, Triplicane, given up to the Corporation for a lane. ...	370	370	Do Sanctioned by S. C. on 5-4-18.
20	Acquisition of land in R. S. No. 2340 of Triplicane for widening Venkatesa Naick Street	2,000	...	Result of enquiry is awaited.
21	Petty works	210	160	
22	Regulation fee paid to the Corporation Vakil in connexion with the acquisition of land in (1) Srinivasa Pillai Street, (2) Raghava Chetti Street Junction of Murugesa Mudelly Street ...	...	150	Sanctioned by S. C. on 11-4-19.
23	Building a culvert in Paddy Field Road. Perambore ...	...	6	Completed. S. C. on 24-1-19.
24	Acquisition of sites covered by three streets in Bashiam Reddy hutting ground ...	...	1,841	Paid in full. S. C. on 25-4-19.
	Total ...	30,270	13,038	
	Deduct probable savings ...	4,540	...	
	Total ...	25,730	13,038	

STATEMENT II A—Details of Allotment for Expenditure on Public Works estimated to cost Rs. 100 and upwards.

REVENUE ACCOUNT.

PART I—NEW WORKS—(*Contd.*).

No.	Particulars.	Revised Estimate Grant.	Expenditure during the year.	Remarks.
		Rs.	Rs.	
	GRANT I.—*Public Works*—(Contd.).			
	1. NEW WORKS—(*Contd.*).			
	(b) Buildings.			
1	Acquisition of land in R. S. No. 167 of Triplicane in Appavoo Gramani Street for the construction of a lorry-loading station ...	3,420	3,011	Paid in full.
2	Constructing a lorry-loading station in Appavoo Gramani Street ...	2,000	...	Not commenced.
3	Acquisition of land in vasapmodu Paracheri for a lorry-loading station ...	...	...	Paid for last year.
4	Constructing a lorry loading station at the above Paracheri ...	4,000	2,944	Nearing completion.
5	Removing the existing pan-tiled roofs and replacing the same by Mangalore tiles and new teak scantlings in A depot ...	3,800	3,792	Paid in full.
6	Draining F bullock depot and connecting it with sewer in Barbers Bridge Road ...	1,300	740	In progress.
7	Acquisition of land in R. S. No. 1329 of Egmore for the extension of scavengers' dwellings ...	...	...	Carried over to Capital Account.
8	Constructing a petrol store-shed at Harris Road cart depot ...	400	342	Paid in full.
9	Constructing a gram boiler with cooling trough at central gram depot ...	4,930	3,941	Nearing completion.
10	Constructing retaining walls and mangers to the five cattle sheds in A depot in Basin Bridge Road ...	5,000	1,635	In progress.
11	Acquisition of land in R. S. No. 2349 of Mylapore for a flush-out latrine for fishermen at Nochikuppam ...	730	1,519	Construction of a latrine in progress.
12	Acquisition of land measuring 650 square feet near Law College pumping station for a flush-out latrine ...	810	812	Paid in full.
13	Constructing a male and female latrine at Chucklipalam in Perambur ...	910	915	Do.
14	Constructing dhobhikhanas at Chetpat and Robinson Park ...	...	...	Carried over to Capital Account.
	Carried over ...	27,300	19,651	

STATEMENT II-A—Details of Allotment for Expenditure on Public Works estimated to cost Rs. 100 and upwards.

REVENUE ACCOUNT.

PART I—NEW WORKS—(*Concld.*).

No.	Particulars.	Revised Estimate Grant.	Expenditure during the year.	Remarks.
		Rs.	Rs.	
	Brought forward ...	27,300	19,651	
	GRANT I.—*Public Works*—(Contd.).			
	1. NEW WORKS—(*Contd.*).			
	(*b*) **Buildings**—(*Contd.*).			
15	Constructing flush out latrines in 6th, 18th and 19th Divisions ...	7,700	...	...
a	Installing a flush-out latrine of 20 seats in Venkatrangam Pillai Street Hutting ground ...	...	...	In progress.
b	Do in Ammen Covil Street, 19th Division ...	...	...	Do.
c	Do of 12 seats and urinals near Law College Pumping Station ...	...	...	Not commenced.
16	Installing a flush-out latrine of 3 seats in Baliah Naidu Dispensary ...	410	185	Paid in full.
17	Installing a flush-out latrine of 15 seats in Audiappa Mudali Street ...	340	...	Amount utilised for other works.
18	Installing a flush-out latrine of 30 seats in Ammen Kovil Street Hutting Ground ...	4,100	4,766	Completed. Estimate is being revised.
19	Installing a flush-out latrine of 30 seats in Mannarsawmy Koil Street ...	4,490	4,527	Completed. Estimate is being revised.
20	Acquisition of a portion of land in R. S. No. 1891 of Purasawalkam at Raghava Chetti Street junction of Rangiah Chetti Street for a bathing fountain ...	230	229	Paid in full.
21	Constructing a bathing fountain at Linghi Chetti Street junction of Post Office Street ...	480	462	Do.
22	Improvements to the Isolation Hospital at Krishnampet ...	6,760	3,809	Completed.
23	Constructing a pail depot at Royapuram pumping station ...	1,790	1,350	Do.
24	Constructing a room 10' × 8' for electric motor pump at Lang's Garden pumping station ...	640	640	Paid in full.
25	Constructing quarters for the Kilpauk pumping station Chargeman and Staff ...	...	...	Carried over to Capital Account.
26	Shifting the toll-gate in Perambur towards North ...	1,150	...	Under Correspondence with Tahsildar *re* alienation of land.
	Carried over ...	55,390	35,619	

STATEMENT II-A—Details of Allotment for Expenditure on Public Works estimated to cost Rs. 100 and upwards.

REVENUE ACCOUNT.

Part I—NEW WORKS—(*Concld.*).

No.	Particulars.	Revised Estimate Grant.	Expenditure during the year.	Remarks.
		Rs.	Rs.	
	Brought forward ...	55,390	35,619	
	GRANT I.—*Public Works*—(Contd.).			
	1. NEW WORKS—(*Contd.*).			
	(*b*) **Buildings**—(*Concld.*).			
27	Sinking a well 10 feet (inside) diameter in Robinson Park ...	550	485	Paid in full.
28	Constructing a teelery in the menagerie at People's Park ...	670	362	Do.
29	Constructing a verandah for the quarters of the Superintendent, slaughter house at Hope Lodge ...	360	361	Paid in full.
30	Installation of 20 electric lights and 8 fans in the Corporation Workshops ...	700	379	Do.
31	Constructing an enclosure with the empire fencing for the samboor deer in the menagerie at People's Park ...	460	439	Paid in full.
32	Installing a flush-out latrine of 28 seats (Improved pattern) at Ebramjee Sahib Street ...	4,700	...	In progress.
33	Carrying out drainage connections to Lying-in-Hospital ...	620	...	Amount utilised for other works.
34	Roofing the Perambur sheep slaughter house with Mangalore tiles, &c. ...	2,350	2,349	Paid in full.
35	Reconstructing the fallen gram depot with new iron trusses and corrugated sheets ...	5,300	...	In progress.
36	Petty Works ...	500	1,552	Excess due to Rs. 1,960 being the cost of constructing a flush-out latrine in Davanotsava Bangalow, having been written off by S. C. on 17-2-19.
37	Constructing 6 in. masonry drain and cistern Robinson Park for draining the washing water of Dhobykhana ...	...	30	Completed. Sanctioned by S.C. on 7-2-19.
38	Fixing Italian Dadu tiles in the rooms of the labour ward of Lying-in-Hospital, 2nd Division ...	...	2,093	In progress. Sanctioned by S. C. on 1-3-19.
	Total ...	71,600	43,619	
	Deduct probable savings ...	10,240	92*	
	Total ...	61,360	43,711	

*Debit Rs. 92 taken into Capital Account.

STATEMENT II-A—Details of Allotment for Expenditure on Public Works estimated to cost Rs. 100 and upwards.

REVENUE ACCOUNT.

PART I—NEW WORKS—(*Contd.*).

No.	Particulars.	Revised Estimate Grant.	Expenditure during the year.	Remarks.
		Rs.	Rs.	
	GRANT I.—*Public Works*—(Contd.).			
	1. NEW WORKS—(*Contd.*).			
	(*c*) **Drainage**—*Ordinary.*			
1	Construction of storm-water drains across the salt depot in Wall Tax Road ...	5,820	3,362	In progress.
II	Laying sewers.—			
1	Relaying 6 in. sewer to replace the existing concrete pipes at Kosa Arunagiri Lane ...	270	217	Completed.
2	Laying 6 in. sewer in Mahdhi Hussain Saib Street including house connections ...	1,700	208	Materials under collection.
3	Constructing silt chambers and fixing storm-water gulley gratings and connecting drain to sewer in six different places ...	710	540	In progress.
4	Laying sewers and making house connections in Vengu Pillai Street, Sawmy Reddi Street West Lane and Badsha Saib Street.	3,200	...	Not commenced.
5	Extending the sewer in Narayanappa Naik Lane including house connections ...	580	...	Do.
6	Laying 4 in. sewer in Jeremiah's Road including house connections	1,300	159	In progress.
7	Extending the sewer in Royapetta Bazaar Road southwards including house connections	680	446	Completed.
8	Laying 6 in. sewer including house connections in the cross lane connecting Sialammen Kovil Street and Thiruvengada Naick Street ...	450	391	Do.
9	Laying 6 in. sewer and also constructing a manhole in Amir Mahal Road junction with Perumal Mudali Street ...	450	324	Do.
10	Constructing a manhole at Whites Road ...	190	192	Paid in full.
11	Relaying 6 in. sewer at Badsha Saib Street.	140	85	Completed.
12	Laying sewer in Dally Road and connecting with the sewer in Hospital Lane, &c., &c.	800	122	In progress.
13	Extending sewers in Whites Road (South side) towards Mount Road, &c., &c. ...	130	25	Completed.
14	Laying 6 in. sewer in Royapettah Bazaar Road including house connections with silt catcher buckets, etc. ...	530	164	Do.
	Carried over ...	16,950	6,235	

STATEMENT II-A—Details of Allotment for Expenditure on Public Works estimated to cost Rs. 100 and upwards.

REVENUE ACCOUNT.

PART I—NEW WORKS—(*Contd.*).

Particulars.	Revised Estimate Grant.	Expenditure during the year.	Remarks.
	Rs.	Rs.	
Brought forward ...	16,950	6,235	
GRANT I.—*Public Works*—(Contd.).			
1. NEW WORKS—(*Contd.*).			
(*c*) **Drainage**—*Ordinary*—(Contd).			
Laying 6 in. sewer with house connections and constructing syphon boxes in Pitchu Pillai Street 1st & 2nd Lanes ...	580	548	Paid in full.
Laying 6 in. sewer in Jani Jan Khan Road 1st Lane including house connections. ...	200	120	Do.
Extending the existing sewer in Muthu Gramani Street to a length of 350 feet, etc. ...	1,000	922	Do.
Connecting the drain in Perumall Mudali Street with the sewer and constructing silt catcher chambers ...	370	82	Completed.
Laying 6 in. sewer including house-connections in Kuppu Chetti Street ...	600	482	Do.
Making 4 in. stone-ware pipes connections and constructing a new manhole with storm water separator in Wallers Road.	450	...	Do.
Laying 6 in. sewer in Vencatasami Pillai Street and cross lane including house-connections ...	1,200	172	Do.
Connecting the house drains in the rear side of Ashtabujam Road with the main sewer ...	1,400	503	Do.
Diverting the 6 in. sewer laid underneath the private buildings in Badsha Saib Lane ...	300	265	Paid in full.
Laying 6 in. sewer in Sherfudin Garden Private Street ...	2,350	1,317	Completed.
Making house connections to sewer in Telegraph Abboyee Naidu Street ...	590	571	Do.
Laying sewer with house connections in Poosali Paracheri Road and constructing storm-water separator, &c., &c. ...	970	...	Not commenced.
Laying 6 in. sewer and doing house connections in Mahomed Hussain Khan Lane ...	620	...	Do.
Extensions of sewers in Cox Paracheri ...	3,000	489	Materials under collection.
Laying 6 in. sewer in Mir Ashag Hussain Saib Street ...	900	180	Do. do.
Carried over ...	31,480	11,886	

STATEMENT II-A—Details of Allotment for Expenditure on Public Works estimated to cost Rs. 100 and upwards.

REVENUE ACCOUNT.

PART I—NEW WORKS—(*Contd.*).

No.	Particulars.	Revised Estimate Grant.	Expenditure during the year.	Remarks.
	Brought forward ...	Rs. 31,480	Rs. 11,886	
	GRANT I.—*Public Works*—(Contd.).			
	1. NEW WORKS—(*Contd.*).			
	(*c*) **Drainage**—*Ordinary*—(Contd.).			
30	Laying sewer with house connections in Krishnampet model school lanes ...	1,500	758	In progress.
31	Minor works ...	300	66	.....
III	Construction of storm-water and side drains : –			
1	Constructing 6 in. drain in Nagatha Kovil Paracheri and connecting the same with the existing cesspools ...	2,450	2,293	Completed.
2	Constructing 6 in. masonry drain in Reddi Ramen Street and providing manholes in the existing portion ...	1,000	967	Do.
3	Constructing a drain along the north side of Lawders Gate Road from the junction of Audiappa Mudali Lane to 'Gokulam.'	920	925	Paid in full.
4	Constructing open masonry drains at Pudupet west of Mowbrays Road ...	2,600	2,585	Do.
5	Regrading and resectioning the large side drain in Sydenhams Road ...	2,000	1,391	In progress.
6	Constructing a masonry side drain in Kuppumuthu Lane ...	140	109	Completed.
7	Constructing drains in Palmyrah Kuppam in the newly-formed streets ...	1,800	1,442	Paid in full.
8	Constructing silt-pits, covering them with Cuddapah slabs and fixing air-tight light covers at the junction of Eriabalu Chetti Street and Audiappa Naick Street ...	130	80	Completed.
9	Constructing a side drain, fixing cast iron gratings, etc., to the public fountain near the junction of Angalammen Kovil Street and Ashtabujam Road ...	120	50	Do.
10	Constructing a masonry drain in Mc Nicholas Road on the market side ...	110	112	Paid in full.
11	Constructing 4 in. drain at Kalathiappa Mudali Street ...	100	102	Do.
	Carried over ...	44,650	22,766	

STATEMENT II-A—Details of Allotment for Expenditure on Public Works —estimated to cost Rs. 100 and upwards.

REVENUE ACCOUNT.

PART I—NEW WORKS—(*Contd.*).

No.	Particulars.	Revised Estimate Grant.	Expenditure during the year.	Remarks.
	Brought forward ...	Rs. 44,650	Rs. 22,766	
	GRANT I.—*Public Works*—(Contd.).			
	1. NEW WORKS—(*Contd.*).			
	(*c*) **Drainage**—*Ordinary*—(Concld.).			
12	Investigation for the prevention of flooding by construction of S. W. drains in South Triplicane ...	25,000	23,139	In progress.
13	Improvements to Kelley's drain ...	790	—420	Completed.
14	Constructing 4 in., 6 in. and 9 in. surface drains at Chucklipaliam ...	3,000	1,500	In progress.
15	Constructing a masonry drain in Thyappa Mudali Street, Kilpauk ...	...	335	Completed S. C. on 6-12-18.
IV *a*	Manufacturing 1,000 silt catcher buckets for sewers at Rs. 4-8-0 each in Messrs. Oakes & Co. ...	4,500	4,500	Paid in full.
(*b*)	Manufacturing wooden buckets out of empty cement barrels at the Corporation Workshops ...	490	181	In progress.
V	Constructing a storm-water drain in Egmore near Central Record Office ...	25,000	26,190	Do.
VI	Constructing storm-water drains in Basin Bridge Road through Salt Depot in Wall Tax Road ...	11,980	...	Not commenced.
VII	Constructing drainage in Suparigunta Paracheri ...	5,000	...	Not Commenced sanctioned by S. C. on 28-3-19.
VIII	Petty works ...	290	—201	.....
32	Connecting the sewers gravitating towards Vepery High Road with sewer gravitating towards Poonamallee High Road ...	...	1,197	In progress. Sanctioned by S. C. on 10-1-19.
33	Relaying 18" sewer (burst) in People's Park.	...	975	Paid in full. Sanctioned by S.C. on 7-2-19.
	Total ...	1,20,700	80,162	
	Deduct probable savings ...	19,380	...	
	Total ...	1,01,320	80,162	

STATEMENT II-A—Details of Allotment for Expenditure on Public Works estimated to cost Rs. 100 and upwards.

REVENUE ACCOUNT.

PART I—NEW WORKS—(*Contd.*).

No.	Particulars.	Revised Estimate Grant.	Expenditure during the year.	Remarks.
		Rs.	Rs.	
	GRANT I.—*Public Works*—(Contd.).			
	NEW WORKS—(*Contd.*).			
	(*d*) Water-supply—(*Ordinary*).			
I	Purchasing and fixing meters—			
1	Fixing 1 in. meter to premises No. 4, Whannels Road ...	110	112	Paid in full.
2	Fixing 2 in. meter to Buckingham garden premises Nos. 5 to 9 in Gantz Road ...	200	181	Do.
3	Taking over at a valuation all the Government-owned meters (30 in number) in the City of Madras ...	2,920	2,917	Paid in full. Sanctioned by S. C. on 23-8-18.
4	Fixing ¾ in. meter to the premises No. 109, Ramaswamy Street ...	130	133	Do.
5	Fixing 1½ in. meter on 2 in. pipe connection to Buckingham Mill dwelling houses in Farrens Road ...	140	130	Do.
6	Minor works ...	2,920	2,634	.....
II	Purchasing and fixing hydrants—			
1	Fixing a hydrant in Appasawmy Koil Lane ...	110	107	Paid in full.
2	Do. at Kathbada Third Street ...	120	110	Do.
3	Do. in Pudupet Garden Street ...	110	107	Do.
4	Do. in Haddows Road near Anderson Road junction...	120	113	Do.
5	Do. at the end of Miller Road ...	100	98	Do.
6	Do. at Jaganathapuram near model school ...	110	108	Do.
7	Minor works ...	300	290	.....
III	Laying and cleaning pipes already laid—			
1	Laying ¾ in. pipe from Peddu Naicken Street and Murugesa Mudali Street to two cisterns and constructing 3 cisterns in Sivangnanam Park ...	800	752	Paid in full.
	Carried over ...	8,190	7,722	

43

STATEMENT II-A—Details of Allotment for Expenditure on Public Works estimated to cost Rs. 100 and upwards.

REVENUE ACCOUNT.

PART I—NEW WORKS—(*Contd.*).

No.	Particulars.	Revised Estimate Grant.	Expenditure during the year.	Remarks.
		Rs.	Rs.	
	Brought forward ...	8,190	7,722	
	GRANT I.—*Public Works*—(Contd.).			
	1. NEW WORKS—(*Contd.*).			
	(*d*) Water-supply-*Ordinary*-(Contd.).			
2	Cleaning 2 in. pipe in Velder Street, Mount Road ...	110	67	Completed.
3	Laying 2 in. C. I. pipes in Arni Rangian Street and erecting a fountain ...	480	411	Paid in full.
4	Laying ¾ in. pipe and fixing a fountain in Post Office Street ...	110	100	Do.
5	Erecting a fountain in Maniganda Mudali Street ...	110	102	Completed.
6	Minor works ...	320	93	.....
IV	Petty works—			
1	Shifting the stand post at the junction of Avadanam Paupier 1st Lane and Vijia Vigneshwarar Koil Street and draining the same ...	150	137	Paid in full.
2	Laying 2 in. cast iron pipe from Manicka Maistri Street to Muhamad Hussain Street and connecting the same with the existing fountain ...	250	...	Completed.
3	Laying 2½ in. pipes in Sirdarjung's Garden Street ...	310	...	Do.
4	Extending 2 in. main in Pycroft's Road 1st Lane and connecting the same with the main in Woods Road ...	130	19	Do.
5	Minor works ...	1,060	250	.....
6	Cleaning 2 in. C. I. pipe in Kullinaicken Street ...	...	220	Paid in full. Sanctioned by S. C. on 9-11-18.
7	Do. Iyah Mudelly Street ...	...	212	Do.
8	Do. Palli Street ...	...	174	Do.
9	Laying 270' of 2 in. C. I. pipe and erecting two single masonry fountain in Mosque Lane, D'Mellows Road ...	...	471	Completed. Sanctioned by S. C. on 6-12-18.
	Carried over ...	11,170	9,978	

STATEMENT II-A—Details of Allotment for Expenditure on Public Works estimated to cost Rs. 100 and upwards.

REVENUE ACCOUNT

PART I—NEW WORKS—(*Concld.*).

No.	Particulars.	Revised Estimate Grant.	Expenditure during the year.	Remarks.
		Rs.	Rs.	
	Brought forward ...	11,170	9,978	
	GRANT I.—*Public Works*—(Contd.).			
	1. NEW WORKS—(*Concld.*).			
	(*d*) **Water-supply**-*Ordinary*—(Cont.).			
10	Erecting a fountain at the North end of Duria Saib Street ...	...	160	Completed. Sanctioned by S. C. on 10-1-19.
11	Laying ¾ in. pipe and fixing a fountain in Hajee Shaik Hussain Street ...	...	177	Paid in full. Sanctioned by S. C. on 6-12-18.
	Total ...	11,170	10,315	
	Deduct probable savings ...	1,680	...	
	Total ...	9,490	10,315	
	(*e*) **Miscellaneous.**			
1	Acquisition of portions of R. S. Nos. 373 and 375 of Triplicane for laying a road from Pycroft's Road through Patters Gardens in connection with the land acquired in Suparigunta Parachari ...	43,000	...	Enquiry adjourned *Sine die.*
2	Fencing the front and a portion in rear of Moore Market and a portion in front of Town Hall with empire fencing ...	1,100	1,085	Paid in full.
3	Extending the culvert and constructing a retaining wall and carrying out other improvements to the open ground near mosque in Mount Road opposite the Madras Stable Company's premises ...	2,100	1,883	In progress.
4	Constructing a revetment and apron to the out-flow channel of the sewage farm at Tondiarpet ...	1,800	1,039	Completed.
5	Filling up a breach on the eastern side of the proposed revetment to the out-fall channel in Georgetown sewage farm ...	250	...	Do.
6	Petty works ...	150	51	.....
	Total ...	48,400	4,058	
	Deduct probable savings ...	7,260	...	
	Total ...	41,140	4,058	

STATEMENT II-A—Details of Allotment for Expenditure on Public Works estimated to cost Rs. 100 and upwards.

REVENUE ACCOUNT.

PART II—REPAIRS.

No.	Particulars.	Revised Estimate Grant.	Expenditure during the year.	Remarks.
		Rs.	Rs.	
	GRANT I.—*Public Works*—(*Contd.*).			
	2. REPAIRS.			
	(*a*) **Communications.**			
1	Reform of roads including tar and asphalte.	2,75,000	2,78 880	.....
2	Labour for rolling ...	37,970	35,735	.....
3	Fuel, oil, sundries, &c., for road rollers including repairs ..	18,000	22,664	.....
4	Repairs materials ...	30,000	18,200	.....
4(*a*)	Excavation and removal of earth from the compound of Edapalayam Model School to Ammen Covil Street ...	...	261	Paid in full. Sanctioned by President on 31-1-19.
5	Repairs to culverts and foot-paths—			
(*a*)	Extending the culvert in Basin Esplanade ...	710	709	Paid in full.
(*b*)	Constructing a culvert and raising the road at the junction of Kanda Pillai Street and Subraya Gramani Street ...	2,340	1,792	Completed.
(*c*)	Constructing a slab culvert at the junction of Cooks Road and Farrens Road ...	450	...	In progress. S. C. on 6-12-1918.
(*d*)	Repairing the culvert at the junction of Purasawaukam High Road and Modawaukam Tank Road ...	300	290	Paid in full.
(*e*)	Constructing a culvert in Ponnappa Mudali Street	110	115	Do.
(*f*)	Minor works	180	300	.....
6	Repairs to bridges—Canal bridges—			
(*a*)	Supporting the northern end arch of the Penitentiary Bridge ...	200	149	In progress.
(*b*)	Painting the Napier Bridge in South Beach Road ...	6,640	6,563	Completed.
(*c*)	Improvements to the bridge in Mundacanni-ammen Koil Street ...	2,260	2,038	Paid in full.
(*d*)	Providing a side passage to Farrens Road Bridge	2,260	2,593	Do.
(*e*)	Repairs to the wooden railings of Government House Bridge	...	184	Completed. Sanctioned by S. C. on 10-1-19.
(*f*)	Petty works	100	—11	.....
	Carried over ...	3,76,520	3,70,462	

STATEMENT II-A—Details of Allotment for Expenditure on Public Works estimated to cost Rs. 100 and upwards.

REVENUE ACCOUNT.

PART II—REPAIRS—(*Cont.*).

No.	Particulars.	Revised Estimate Grant.	Expenditure during the year.	Remarks.
		Rs.	Rs.	
	Brought forward ...	3,76,520	3,70,462	
	GRANT I.—*Public Works*—(Contd.).			
	2. REPAIRS—(*Contd.*)			
	(*a*) **Communications**—(*Concld.*).			
7	Raising syphon boxes in Venkatachala Mudali Street	110	92	In progress.
8	Manufacturing and supplying two wooden box carts for the Road Overseer, 14th and 15th Divisions	380	...	Completed.
9	Minor works	990	2,576	.....
10	Raising with incinerator ashes the newly formed road in continuation of Velayuda Pandiyan Street	...	107	Paid in full. Sanctione by Engr. on 7-11-18.
11	Raising manhole covers to the road level in 12th Division, Periamet ...	...	132	Paid in full. Sanctione by Engr. on 16-1-19.
	Total ...	3,78,000	3,73,369	
	Deduct probable savings ...	56,700	...	
	Total ...	3,21,300	3,73,369	
	(*b*) **Buildings.**			
1	Repairs and improvements to Municipal buildings including petty works ...	5,000	5,693	.....
1	Constructing a square man-hole to the flush-out latrine in Kovil Kuppam Street ...	120	120	Paid in full.
2	Connecting the latrine at Vallabha Agraharam Street with the sewer ...	160	69	Work stopped for want of S. W. pipes.
3	Fixing 2 W. I. tippers to the flush-out latrine at Wall Tax Road ...	350	194	Completed.
4	Installing an intercepting sealed chamber to the flush-out latrine in Naval Hospital Road ...	150	19	In progress.
5	Improving the female latrine at Virachavadi ...	120	121	Paid in full.
6	Repairs to premises No. 12 in Vèerabadra Asari Street ...	590	594	Do.
	Carried over ...	6,490	6,813	

STATEMENT II-A—Details of Allotment for Expenditure on Public Wokrs estimated to cost Rs. 100 and upwards.

REVENUE ACCOUNT.

PART II—REPAIRS—(*Contd.*).

No.	Particulars.	Revised Estimate Grant.	Expenditure during the year.	Remarks.
		Rs.	Rs.	
	Brought forward ...	6,490	6,813	
	GRANT I.—*Public Works*—(Contd).			
	2. REPAIRS—(*Contd.*).			
	(*b*) **Buildings**—(*Contd.*).			
7	Repairs to the latrine in Hanumantharayan Kovil Lane ...	210	207	Paid in full.
8	Do. at Spur Tank Road ...	170	174	Do.
9	Repairs to the model school at Triplicane High Road ...	240	239	Do.
10	Repairs to Annie Besant Free Night School at Krishnampet ...	910	910	Do.
11	Repairs to the driver's lines at 'C' depot ...	1,160	1,163	Do.
12	Repairs to cattle shed and rest houses in 18th & 15th A. Divisions ...	470	327	Do.
13	Reforming Arokia Street from Cemetery Road to end ...	210	206	Do.
14	Reforming the Model Street from Cemetery Road to end ...	170	169	Do.
15	Reforming Sudha Agaya Street ...	210	209	Do.
16	Repairs to Smithfield Market ...	3,600	3,200	In progress.
17	Repairs to Supdt.'s quarters at People's Park ...	490	493	Paid in full.
18	Repairs to quarters of two Sergeants at People's Park ...	150	149	Do.
19	White and colour-washing the Indian Nurses quarters at Royapettah Hospital ...	120	125	.Do
20	Repairs to the drivers lines attached to 'H' depot in Slaughter House Road ...	1,390	1,389	Do.
21	Painting doors and windows of Ripon buildings ...	2,140	2,143	Do.
22	Improvements to the latrine in Puliancheri Paracheri ...	110	106	Do
23	Providing teakwood lattice work for the verandah of the Chintadripet Dispensary.	120	121	Do.
24	Repairing the four waiting sheds in the Hindu burial ground, Washermanpet ...	330	332	Do.
	Carried over ...	18,690	18,475	

STATEMENT II-A—Details of Allotment for Expenditure on Public Works estimated to cost Rs. 100 and upwards.

REVENUE ACCOUNT.

Part II—REPAIRS—(*Contd.*).

No.	Particulars.	Revised Estimate Grant.	Expenditure during the year.	Remarks.
	Brought forward ...	Rs. 18,690	Rs. 18,475	
	GRANT I.—*Public Works*—(Contd.).			
	2. REPAIRS—(*Contd.*).			
	(*b*) **Buildings**—(*Contd.*).			
25	Providing expanded metal screen &c., to the model school in Salai Vinayagar Kovil Street ...	560	562	Paid in full.
26	Repairs to the flooring of Vasapuodu Parachei ...	1,500	1,390	Do.
27	Repairs to Basin incinerator ...	170	149	Completed.
28	Reforming plot E in Elephant Gate cart stand ...	450	449	Paid in full.
29	Repairs to the latrine in Singara Garden ...	130	120	Do.
30	Repairs to the electric pump motor at Royapettah Hospital ...	260	...	Repairs not yet executed.
31	Repairs to the latrine in Surianarayana Chetti Street ...	190	186	Completed.
32	Repairs to the tiffin sheds of Ripon buildings ...	430	417	Paid in full.
33	Repairs to the cholera hospital at Barracks plain ...	720	635	Do.
34	Repairs to the flush-out latrine at Davaraja Mudali Street ...	250	240	Completed.
35	Repairs to the steam road roller shed in Demellows Road ...	380	205	In progress.
36	Sinking a well 8 feet in diameter in Langs Garden pumping station ...	330	324	Paid in full.
37	Constructing a compound wall for the stores of road and water works Overseers in Demellows Road ...	660	610	Do.
38	Manufacturing 12 W. I. tippers for flush-out latrine ...	1,100	973	Completed.
39	Relining the large cupola at Corporation Workshops ...	120	123	Paid in full.
40	Repairing the store-shed of the conservancy depot in Bala Muthu Street ...	200	156	Do.
41	Repairing the licensing clerks quarters at Ennore Lock	450	913	In progress.
	Carried over ...	26,530	25,177	

STATEMENT II-A—Details of Allotment for Expenditure on Public Works estimated to cost Rs. 100 and upwards.

REVENUE ACCOUNT.

PART II—REPAIRS—(*Contd.*).

No.	Particulars.	Revised Estimate Grant.	Expenditure during the year.	Remarks.
	Brought forward ...	Rs. 26,530	Rs. 25,177	
	GRANT I.—*Public Works*—(Contd.).			
	2. REPAIRS—(*Contd.*).			
	(*b*) **Buildings**—(*Contd.*).			
42	Repairing the latrine at Odders Hutting Ground	120	60	Paid in full.
43	Repairs to the latrine at Teynampet Mosque	120	105	Do.
44	Repairs to model dwellings at Salai Vinayagar Kovil Street	800	799	Do.
45	Repairing the W. I. drain of the moulders' shop roofing at the Corporation Workshops	490	464	Do.
46	Repairing the south-east corner gate of Moore Market	170	34	Completed.
47	Constructing a verandah at the back of premises No. 14, Subroya Mudali Street ...	150	125	Paid in full.
48	Repairing the cart stand in Elephant Gate Road	1,550	1,545	Do.
49	Improvements to model dwellings at Hendersonpet	580	38	In progress.
50	Repairs to model huts in Cemetery Road ...	560	558	Paid in full.
51	Reforming the Elephant Gate cart stand ...	2,120	1,962	Do.
52	Constructing a tipping chamber, &c., to the flush-out latrine near S. I. Ry. Station ...	160	86	Completed.
53	Repairs to the several wards attached to the Lying-in-Hospital ...	1,220	1,219	Paid in full.
54	Repairs to the driver's quarters attached to the Royapuram pumping station ...	800	652	Do.
55	Petty works ...	...	...	.....
56	Installing seven electric lights in the Model School, Chulai ...	...	131	In progress. Sanctioned by S. C. on 26-7-1918.
57	Repairs to G. Depot, 20th Division ...	...	463	Paid in full. Sanctioned by S. C. on 7-2-1919.
58	Annual repairs to Baliah Naidu Dispensary	...	102	Paid in full. Sanctioned by President on 12-11-1918.
59	Plastering the clock tower floor to prevent leakage and stagnation of water ...	...	82	Paid in full. Sanctioned by President on 26-11-1918.
	Carried over ...	35,430	33,602	

STATEMENT II-A—Details of Allotment for Expenditure on Public Works estimated to cost Rs. 100 and upwards.

REVENUE ACCOUNT.

Part II—REPAIRS—(*Contd.*).

No.	Particulars.	Revised Estimate Grant.	Expenditure during the year.	Remarks.
		Rs.	Rs.	
	Brought forward ...	35,430	33,602	
	GRANT I.—*Public Works*—(Contd.)			
	2. REPAIRS—(*Contd.*).			
	(*b*) **Buildings**—(*Concld.*).			
60	Repairing the Sheep Slaughter House D'Caster Road ...	...	195	Completed. Sanctioned by President on 28-11-1918.
61	Do. Pig Slaughter House D'Mellows Road ...	...	99	Do. do.
62	Repairs to latrine in Azizmulk 2nd Street ...	...	111	Paid in full S. C. on 11-12-1918.
63	Repairing the tower clock platform and painting two reservoir with two coats of cuirass paint ...	...	122	Completed S. C. on 3-1-1919.
64	Repairing the zinc shed over basin incinerator and office room of Sanitary Inspector, 10th Division ...	...	214	Paid in full. Sanctioned by S.C. on 16-12-1918.
65	Re-erecting the compound wall on the north-western and southern sides and a portion of engine drivers' shed in Corporation Workshop ...	...	2,181	Do. do.
66	Repairs to Model School, Korukupet, 3rd Division ...	...	17	Completed. Sanctioned by President on 16-12-1918.
67	Repairing the flush-out latrine at Egmore, S. I. Ry. Station ...	...	109	Completed. Sanctioned by President on 28-1-1919.
68	Repairing a building for a School House, Teynampet ...	...	646	Paid in full. Sanctioned by S. C. on 24-1-1919.
69	Do. Night Soil Depot in Ennore Road.	...	65	Paid in full Sanctioned by President on 5-2-1919
70	Repairing the entrance wooden main gate of Workshop ...	...	121	Paid in full. Sanctioned by Engineer on 15-1-1919.
71	Roofing the latrine of Nurses quarters with Mangalore tiles in the Isolation Hospital, Krishnampet ...	...	149	Paid in full. Sanctioned by President on 10-2-1919.
72	Annual repairs to Lying-in-Hospital, Monegar Choultry Road ...	...	536	In progress. Sanctioned by S. C. on 1-3-1919.
73	Removing the oil engine and gram grinding machine from the existing site in Central Gram Depot and refixing same ...	...	95	In progress. Sanctioned by Engineer on 22-3-1919.
II	Repairing pumping stations ...	6,000	6,087	.....
III	Labour and contingencies ...	10,700	9,796	.....
	Total ...	52,130	54,145	
	Deduct probable savings ...	7,820	...	
	Total ...	44,310	54,145	

STATEMENT II-A—Details of Allotment for Expenditure on Public Works estimated to cost Rs. 100 and upwards.

REVENUE ACCOUNT.

PART II—REPAIRS—(*Contd.*).

No.	Particulars.	Revised Estimate Grant.	Expenditure during the year.	Remarks.
		Rs.	Rs.	
	GRANT I.—*Public Works*—(Contd.).			
	2. REPAIRS—(*Contd.*).			
	(*c*) **Drainage.**			
I	Repairs to masonry drains—			
1	Shifting syphon boxes in Lala Gunta Street.	140	186	Paid in full.
2	Do in Vandimode Paracheri ...	120	113	Do.
3	Raising syphon boxes in A, B & C area, Tondiarpet ...	1,500	970	Do.
4	Raising syphon boxes in Triplicane High Road ...	3,000	3,006	Do.
5	Raising syphon boxes, &c., in Valluvan Street ...	510	331	Completed.
6	Raising the side walls of Kelley's drain portion in Beach ...	1,000	...	Not commenced.
7	Making 43 house-connections with silt chambers in St. Xavier Street ...	2,000	1,150	Paid in full.
8	Raising syphon boxes, &c., in Whites Road, Pycroft's Road, &c. ...	5,850	5,581	In progress.
9	Raising side drains in Arunachala Naick Road ...	900	287	Do.
10	Constructing washing platforms to the sewage system in Cox Paracheri ...	1,600	1,089	Completed.
11	Raising syphon boxes in Chanda Saib Street ...	510	539	Completed. Estimate is revised for Rs. 750, S. C. on 28-3-1919.
12	Raising syphon boxes, &c., in Guruvappa Chetti Street ...	1,520	1,110	Do. do.
13	Dismantling old syphons, &c., and reconstructing the same in Balakrishna Pillai Street ...	310	143	Completed.
14	Repairing syphon boxes in Egmore ...	150	49	Do.
15	Do. in Chintadripet.	300	283	Paid in full.
16	Do. in 16th Division.	2,300	2,059	Completed.
17	Do. in 13th Division.	250	49	Do.
18	Raising syphon boxes and providing silt-catcher bucket in Vencatachala Mudali Street ...	1,000	513	In progress.
	Carried over ...	22,960	17,408	

STATEMENT II-A—Details of Allotment for Expenditure on Public Works estimated to cost Rs. 100 and upwards.

REVENUE ACCOUNT.

Part II—REPAIRS—(*Contd.*)

No.	Particulars.	Revised Estimate Grant.	Expenditure during the year.	Remarks.
	Brought forward ...	Rs. 22,960	Rs. 17,408	
	GRANT I.—*Public Works*—(Contd.).			
	2. REPAIRS—(*Contd.*).			
	(*c*) **Drainage—(*Contd.*).**			
19	Dismantling old syphons and re-constructing the same in Sawmy Pandaram Street ...	1,020	760	Completed.
20	Repairs to drains in Saravana Mudali Street ..	190	185	Paid in full.
21	Repairs to drains in Poonamallee High Road ...	380	383	Do.
22	Raising the walls of drains on both sides of Mannadi Street ...	430	241	In progress.
23	Raising the masonry drain in Dadasha Mekhan ...	230	235	Paid in full.
24	Manufacturing C. I. gratings for covering the drain in front of Vasapmode model school ...	390	343	Do.
25	Reconstructing the drain in Mangapathy Naick Street and Parasurama Mudali Street ...	140	143	Do.
26	Removing silt from the Basin Wharf and carting the same to the low grounds in People's Park ...	5,310	1,639	Paid in full. Balance transferred to Repairs Buildings.
27	Raising the side walls of drains in North Wall Road ...	600	601	Paid in full.
28	Attending to the sewer obstructions in Monegbar Choultry and Gollawar Agraharam Road ...	140	...	Completed.
29	Regrading the masonry drains in Arunagiri Naick Street, Mount Road ...	370	369	Paid in full.
30	Removing the damaged pipes and laying new ones in Guru Chetti Paracheri ...	200	...	In progress.
31	Shifting the drain in Sundaram Pillai Street.	120	107	Completed.
32	Constructing 5 cesspools and connecting it with the existing drain in Wall Tax Road ...	200	177	In progress.
33	Connecting the existing latrine to the sewer in Sydenhams Road ...	700	55	Do.
	Carried over ...	33,380	22,646	

STATEMENT II-A—Details of Allotment for Expenditure on Public Works estimated to cost Rs. 100 and upwards.

REVENUE ACCOUNT.

PART II—REPAIRS—(*Concld.*).

No.	Particulars.	Revised Estimate Grant.	Expenditure during the year.	Remarks.
	Brought forward ...	Rs. 33,380	Rs. 22,646	
	GRANT I—*Public Works*—(Contd.).			
	2. REPAIRS—(*Contd.*).			
	(*c*) **Drainage—(*Contd.*).**			
34	Connecting the drain in Royapettah Hospital with the sewer in Royapettah High Road ...	180	49	In progress.
35	Providing gratings over the cesspool at the end of Ammen Kovil Street ...	130	16	Completed.
36	Raising both sides of side drains in Badai Saib Street and Bobegum Street, Triplicane ...	350	355	Paid in full.
37	Cleaning side drain in Poonamalle High Road ...	120	113	Do.
38	Purchasing 30 old pattern double-key C. I. man-hole covers ...	550	...	Materials are being received.
39	Supplying compressed S. W. syphon covers by Perfect Pottery Company ...	130	87	Do. do.
40	Raising syphon boxes in Poonamallee High Road ...	290	189	Completed.
41	Petty works ...	5,000	5,002	.....
II	Pumping stations—			
(*a*)	Labour ...	22,000	37,412	.....
(*b*)	Fitter staff, labour, overtime, &c. ...	16,720		
(*c*)	Coal, liquid fuel, &c. ...	1,30,000	1,26,632	.....
(*d*)	Repairs materials ...	50,000	49,376	.....
(*e*)	Miscellaneous such as clothing, stationery, &c. ...	2,000	2,111	.....
III	Sewer, Main drain, &c.—			
(*a*)	Sewer cleaning labour ...	37,280	36,063	.....
(*b*)	Main drain labour ...			
(*c*)	House drainage labour ...			
(*d*)	Tondiarpet drainage ...			
(*e*)	Contingencies	10,000	14,849	.....
	Carried over ...	3,08,130	2,94,903	

STATEMENT II-A—Details of Allotment for Expenditure on Public Works estimated to cost Rs. 100 and upwards.

REVENUE ACCOUNT.

Part II—REPAIRS—(*Contd.*).

No.	Particulars.	Revised Estimate Grant.	Expenditure during the year.	Remarks.
		Rs.	Rs.	
	Brought forward ...	3,08,130	2,94,993	
	GRANT I—*Public Works*—(Contd.).			
	2. REPAIRS—(*Contd.*).			
	(*c*) **Drainage**—(*Concld.*).			
IV	Hire of coolies ...	55,000	54,324	.....
V	Maintenance of Bullocks ...	1,02,000	1,01,950	.....
VI	Do. of Carts ...	13,000	17,071	.....
42	Filling up a portion of drain with debris and cement plastering a portion in front of Mr. Chamier's House, Broadway ...	...	86	Completed. Sanctioned by President on 24-10-1918.
43	Laying 6 in. sewer in Barbers' Bridge Road between 2nd and 3rd manholes from Ice House Road Junction, Triplicane ...	...	553	In progress Sanctioned by S. C. on 10-1-1919.
44	Manufacturing 5 C 1 gratings 3'×1', 2 C 1 gratings 3'×1½' and 4 C 1 gratings 2'×1' for the Building Overseer 10th & 11th Divisions ...	...	237	Completed. Sanctioned by S. C. on 10-1-1919.
45	Manufacturing 20 C 1 gratings each 2' 6 in. ×1' 10½ in. 5 C 1 gratings 2' 9 in. × 1' 1 in. & 4 C 1 gratings each 3' 0 in. × 1' 3 in. for cesspools and side drains in China Bazaar Road. ...	...	439	In progress. Sanctioned by S. C. on 24-1-1919.
46	Repairs to masonry drain in Peter's Road ...	...	111	Paid in full. Sanctioned by Engineer on 21-2-1919.
47	Repairing the drain that passes into and along the compound wall of Messrs. Simpson & Co., Mount Road ...	...	229	In progress Sanctioned by S. C. on 1-3-1919.
48	Manufacturing and supplying 10 C1 gratings for covering the drains in Broadway ...	...	275	Paid in full Sanctioned by S. C. on 9-11-1918.
	Total ...	4,78,130	4,70,182	
	Deduct probable savings	71,730	...	
	Total ...	4,06,400	4,70,182	

STATEMENT II-A—Details of Allotment for Expenditure on Public Works estimated to cost Rs. 100 and upwards.

REVENUE ACCOUNT.

Part II—REPAIRS—(*Contd.*).

No.	Particulars.	Revised Estimate Grant.	Expenditure during the year.	Remarks.
		Rs.	Rs.	
	GRANT I—*Public Works*—(Concld.).			
	2. REPAIRS—(*Concld.*).			
	(*d*) **Water-supply.**			
1	Fountains.—			
	Labour ...	16,370	15,412	.....
2	House meter maintenance-Labor ...	...	...	.....
3	Red Hills Tank roughing filter-Labor ...	2,330	2,283	.....
4	Filter beds and conduit-Labour ...	1,700	1,598	.....
5	Kilpauk shaft-Labour ...	830	893	.....
6	Pumping station, Kilpauk-Labor ...	2,740	2,790	.....
7	Analysis of water-Labor ...	1,000	928	.....
8	Overtime, Fitter's Staff ...	10,800	11,808	.....
9	Kilpauk pumping station—			
(*a*)	Coal, lubricating oils, &c. ...	96,000	87,331	.....
(*b*)	Repairs materials ...	16,000	15,031	.....
(*c*)	Contingencies ...	26,000	37,526	.....
10	Repairs to meters including replacing old ones and fixing new meters ...	4,550	8,477	.....
11	Laboratory appliances ...	...	...	.....
	Total ...	1,78,320	1,84,077	
	Deduct probable savings	26,750	...	
	Total ...	1,51,570	1,54,077	
	(*e*) **Miscellaneous.**			
1	Petty works—(W. D.) ...	200	...	.....
2	Maintaining the open channel and fencing at the grass farm (L. D.) ...	3,000	2,088	
	Total ...	3,200	2,088	

STATEMENT III-A.—*Demand, Collection and Balance Statement of Taxes, &c., for the year 1918-19 (Current).*

	Description of taxes, &c.	Gross Demand.	Remitted on appeal.	Net Demand (Column 2 *minus* Column 3).	Collection. For the year 1918-19.	Collection. Taxes prepaid in advance for 1919-20.	Collection. Percentage of collection for the year to net Demand.	Remission. For vacancy, &c.	Remission. Written off.	Remission. Percentage of columns 7 and 8 to net Demand.	Balance. Column 4 *minus* Columns 5, 7 and 8.	Balance. Percentage of Balance to net Demand.
	1	2	3	4	5	6	6 (a)	7	8	8 (a)	9	9 (a)
		Rs. A. P.	Rs. A. P.	Rs. A. P.	Rs. A. P.	Rs. A. P.		Rs. A. P.	Rs. A. P.		Rs. A. P.	
1	Tax on Arts, &c. ...	2,12,602 8 0	...	2,12,602 8 0	(b) 5 0 0 2,11,122 8 0	42 8 0	99·34	...	...	...	1,405 0 0	0·66
2	Tax on Buildings and Lands ..	11,20,996 9 3	127 3 3	11,20,869 6 0	(a) 16,729 9 4 10,69,774 6 8 (c) 1,043 13 5	9,062 15 4		6,795 3 8 (d) 5,203 7 10	167 11 4		27,402 13 0	
3	Tax on Lands ...	17,468 7 10	...	17,468 7 10	16,148 1 11 (c) 5 6 3	0 2 9		72 12 2 (d) 88 15 3	...		1,247 9 9	
4	Water and Drainage tax on Buildings and Lands ...	7,28,022 14 10	82 10 10	7,27,940 4 0	(a) 10,874 4 8 6,95,353 3 0 (c) 678 8 0	5,899 14 11		4,416 14 9 (d) 3,417 4 11	108 15 8	0·62	17,186 13 11	2·48
5	Water and Drainage tax on Lands ...	11,354 6 8	...	11,354 6 8	10,496 3 0 (c) 3 8 7	0 1 10	96·90	47 4 6 (d) 51 8 11	...		810 15 2	
6	Lighting tax on Buildings and Lands ...	2,23,999 10 4	25 7 1	2,23,974 3 3	(a) 2,341 14 8 2,13,955 2 3 (c) 205 12 3	1,812 9 6		1,359 0 8 (d) 1,060 11 2	33 8 8		5,280 9 0	
7	Lighting tax on Lands ...	3,493 11 4	...	3,493 11 4	3,229 10 2 (c) 1 1 4	0 0 7		14 8 10 (d) 16 12 8	...		249 8 4	
8	Tax on Vehicles with springs ...	86,032 0 0	...	86,032 0 0	(l) 2,738 0 0 79,334 4 0	5,674 0 0	95·40	...	...	...	3,959 12 0	4·60
9	Tax on Animals ...	34,470 12 0	...	34,470 12 0	(l) 1,028 12 0 31,936 14 0	1,400 0 0	95·62	...	...	...	1,510 2 0	4·38
10	Tax on Carts and other Vehicles without springs ...	34,332 0 0	...	34,332 0 0	(l) 1,218 0 0 32,991 0 0	1,428 0 0	99·04	106 0 0	...	0·31	18 0 0	0·05
11	Tolls on Vehicles and Animals entering Municipal limits ...	55,000 0 0	...	55,000 0 0	55,000 0 0 (c) 31 6 0	...	100	...	...	...	...	...
12	Payment for occupation of Municipal Lands	5,280 11 6	...	5,280 11 6	5,234 11 6	...	99·13	...	...	...	16 0 0	0·87
13	Rent of Lands and Buildings ...	38,361 6 9	...	38,361 6 9	36,155 14 1	...	94·25	1,360 14 9	...	3·62	844 8 11	2·12
14	Sale proceeds of Lands ..	1,290 12 6	...	1,290 12 6	1,290 12 6	...	100·00	...	...	...	...	...
15	Esplanade, &c., grazing rent ...	1,430 5 4	...	1,430 5 4	1,430 5 4	...	100·00	...	...	...	...	...
16	Rent of Cart Stand ...	8,700 0 0	...	8,700 0 0	6,525 0 0	...	75·00	...	...	...	2,175 0 0	25·00
17	Rent of Municipal wharf ...	1,600 0 0	...	1,600 0 0	1,600 0 0	...	100·00	...	...	...	...	...
18	People's Park ...	11,660 12 10	...	11,660 12 10	(b) 121 8 0 10,861 4 11	317 0 0	94·19	...	...	...	677 15 11	5·81
19	Napier Park ...	103 13 5	...	103 13 5	103 13 5	...	100·00	...	...	...	...	...
20	Robinson Park ...	595 13 0	...	595 13 0	595 13 0	...	100·00	...	...	...	...	...
21	Grass farms ...	54,095 14 0	...	54,095 14 0	(b) 335 0 11 53,507 2 8	1,411 3 9	99·53	...	...	...	253 10 5	0·47
22	Sale of rubbish	15,346 12 9	...	15,346 12 9	15,346 12 9	...	100·00	...	...	...	...	...
23	Private scavenging ..	9,450 8 7	...	9,450 8 7	9,296 5 0	7 11 2	98·36	...	...	...	154 3 7	1·64
24	Hospital receipts ...	642 0 0	...	642 0 0	310 0 0	...	48·29	...	1 0 0	...	331 0 0	51·71
25	Smithfield Market ...	3,000 0 0	...	3,000 0 0	3,000 0 0	...	100·00	...	...	...	...	...
26	Moore Market ...	29,407 12 6	...	29,407 12 6	29,325 6 8	...	99·72	...	82 5 8	0·28	0 0 2	cent.
27	Income from slaughterhouses and slaughter of animals for food ...	86,371 7 5	...	86,371 7 5	86,371 7 5	...	100·00	...	...	...	...	...
28	Income from Dhobikhana ...	912 8 0	...	912 8 0	907 8 0	...	...	...	...	...	5 0 0	...
29	License fees on import of timber and firewood ...	1,90,119 14 2	...	1,90,119 14 2	1,70,012 9 3	...	89·42	16,998 4 3	...	8·94	3,109 0 8	1·64
30	Private Markets ...	3,725 0 0	...	3,725 0 0	(b) 50 0 0 3,675 0 0	125 0 0	100·00	...	...	...	...	...
31	Licenses Registration ...	81,432 8 0	...	81,432 8 0	(b) 580 4 0 78,542 4 0	737 0 0	97·16	...	...	...	2,310 0 0	2·84
32	Cart stand fees ...	622 8 0	...	622 8 0	(b) 67 8 0 502 8 0	67 8 0	91·50	...	...	...	52 8 0	8·50
33	Payment for water for non-domestic purposes ...	1,93,454 15 8	...	1,93,454 15 8	1,89,396 4 2	...	97·90	135 12 8	...	0·07	3,922 14 10	2·03
34	Receipts on account of certain reclamation works ...	2,981 3 8	...	2,981 3 8	1,755 2 0	1,500 0 0	58·87	...	...	...	1,226 1 8	41·13
	Total ...	32,68,359 12 4	225 5 2	32,68,124 7 2	(a & b) 37,088 13 7 31,25,156 15 8 (c) & (e) 1,972 8 3	29,576 11 10	96·76	31,335 12 3 (d) 9,966 11 1	393 9 4	0·97	74,149 4 4	2·27

(a) The amount prepaid in advance in the previous year under Section 174 for the demand of 1918-19.
(b) The amount prepaid in advance in the previous year towards the demand of 1918-19.
(c) The difference refundable between the taxes prepaid under Section 174 and subsequently reduced on appeal.
(d) Represents the amount already refunded towards the taxes prepaid under Section 174 and subsequently reduced on appeal.
(e) Represents the amount to be refunded.

STATEMENT III-B.—*Demand, Collection and Balance Statement of Taxes, &c., for the year* 1918-19 (*Arrear*).

Description of Taxes, &c.	Arrears of previous years.	Balance of last year.	Subsequent amendments and additions during the year.	Total arrear Demand (Columns 2, 3 & 3(a)).	Remission on objection.	Net Demand (Column 4 *minus* Column 5).	Collection. Collection	Collection. Percentage of collection to net Demand.	Remission. For Vacancy, &c.	Remission. Written off.	Remission. Percentage of total of columns 8 & 9 to Net Demand.	Balance. Balance (column 6 *minus* columns 7, 8 and 9).	Balance. Percentage of Balance to Net Demand.	Years to which the Balance relates.
1	2	3	3 (*a*)	4	5	6	7	7 (*a*)	8	9	9 (*a*)	10	10 (*a*)	11
	RS. A. P.	RS. A. P.	RS. A. P.	RS. A. P.	RS. A. P.	RS. A. P.	RS. A. P.		RS. A. P.	RS. A. P.		RS. A. P.		
1 Tax on Arts, &c. ...	42 8 0	2,593 0 0	1,132 8 0	3,768 0 0	197 8 0	3,570 8 0	3,488 1 0	97·68	... ...	... ...	...	82 7 0	2·32	1915-16 to 1917-18.
2 Tax on Buildings and Lands	1,879 6 7	16,231 12 4	5,071 14 3	23,183 1 2	... ...	23,183 1 2	20,099 8 5		915 5 5	... ...		2,168 3 4		
3 Tax on Lands ...	395 9 9	1,237 11 4	—53 0 7	1,780 4 6	...	1,780 4 6	1,32 2 7		17 15 1	0 4 2		439 14 8		
4 Water and Drainage tax on Buildings and Lands ...	1,222 12 6	10,553 10 3	3,295 9 4	15,069 0 1	... ...	15,069 0 1	13,0[illegible]1 11 3		594 15 6	... ...		1,409 5 4		
5 Water and Drainage tax on Lands ...	386 8 3	801 8 1	—33 13 6	1,157 2 10	... ...	1,157 2 10	859 7 5	85·81	11 10 8	1 2 9	3·74	285 14 6	10·45	1914-15 to 1918-19.
6 Lighting Tax on Buildings and Lands ...	336 5 2	3,246 5 8	1,053 14 11	4,636 9 9	... ...	4,636 9 9	4,020 0 1		183 1 1	... ...		433 8 7		
7 Lighting Tax on Lands ...	111 5 4	247 9 8	—2 13 1	356 0 11	... ...	356 0 11	264 5 11		3 9 5	0 0 10		88 1 9		
8 Tax on Vehicles with springs	280 8 0	4,014 15 6	1,203 8 0	5,498 11 6	626 8 0	4,872 0 6	4,434 11 7	91·23	... ...	... ...	...	437 1 11	8·76	1915-16 to 1917-18
9 Tax on Animals ...	105 9 0	1,389 12 0	192 11 0	1,687 2 0	355 2 0	1,332 0 0	1,212 8 2	91·06	.. ..	... ...	...	119 7 10	8·94	1916-17 to 1917-18
10 Tax on Carts and other Vehicles without springs...	7 0 0	24 0 0	63 0 0	91 0 0	... ...	91 0 0	75 0 0	91·47	... .	... ...	...	16 0 0	8·33	Do Do
11 Payment for occupation of Municipal Lands ...	... .	30 10 0	... ...	30 10 0	0 8 0	30 2 0	30 2 0	100·00	... ...	... ...		... ...		
12 Rent of Lands and Buildings	356 3 6	1,215 13 7	61 14 0	1,633 15 1	... ...	1,633 15 1	795 15 10	48·89	... .	495 1 1	30·47	326 14 2	20·62	1915-16 to 1917-18.
13 Esplanade, &c., grazing rent	... ...	... ...	175 0 0	175 0 0	... ...	175 0 0	175 0 0	100·00	... ...	... ...	...	... .	...	
14 Rent of cart-stand ...	... ...	2,000 0 0	... ...	2,000 0 0	... ...	2,000 0 0	.. ..	...	... ...	... .	...	2,000 0 0	100·00	1917-18.
15 Grass Farm ...	.. ..	200 6 4	.. ..	200 6 4	.. ..	200 6 4	200 6 4	100·00	... ...	... ...	.	... .	...	
16 Private scavenging ...	... ...	268 14 5	... ...	268 14 5	... ...	268 14 5	268 14 5	100·00	... ...	... ...	...	... .	...	
17 Hospital Receipts ...	... ...	36 8 0	... ...	36 8 0	... ...	36 8 0	36 8 0	100·00	... ...	... ...	...	... ...	...	
18 Moore Market ...	435 0 0	.. ..	.. ..	435 0 0	... ...	435 0 0	... ...	...	... .	... ...	...	435 0 0	100	1914-15.
19 Income from slaughterhouses and slaughter of animals for food ...	8,064 0 6	... ...	... .	8,064 0 6	... ...	8,064 0 6	... ...	...	... ...	... .	...	8,064 0 6	100·00	1915-16 to 1916-17.
20 License fees on import of timber and firewood ...	... ...	3,407 11 6	... ...	3,407 11 6	... ...	3,407 11 6	3,407 11 6	100·00	... ...	... ...	...	... ...	...	
21 Licenses registration ...	35 0 0	1,597 0 0	9 0 0	1,731 0 0	5 0 0	1,726 0 0	1,623 0 0	94·03	... ...	22 8 0	1·28	80 8 0	4·69	1916-17 to 1917-18.
22 School fees ...	... ...	115 2 6	... ...	115 2 6	... .	115 2 6	115 2 6	100·00	... ...	... ...	...	... ...	...	1916-17.
23 Payment for water for non-domestic purposes ...	144 12 0	12,110 5 0	... .	12,255 1 0	... ...	12,255 1 0	12,255 1 0	100·00	... ...	... ...	...	... ...	...	
24 Receipts on account of Malaria reclamation works.	3,138 0 0	517 11 10	... ...	3,955 11 10	... ...	3,955 11 10	594 15 2	15·04	... ..	... ...	...	3,360 12 8	84·96	1916-17 to 1917-18.
Total...	17,435 7 7	61,927 6 0	12,173 7 4	91,536 4 11	1,181 10 0	90,351 10 11	68,346 5 2	75·61	1,726 9 2	521 0 10	2·49	19,757 11 9	21·87	

STATEMENT III-C.—Compares the receipts from the license fees levied on Import of Timber and Firewood and shows the rise and fall in Imports generally.

Period of Operation.	Articles Imported.	By Sea collected by the Madras Port Trust since 1st April 1910.	By Madras and S. M. Railway.	By S. I. Railway.	By Buckingham Canal (North).	By Buckingham Canal (South).	By Toll Gates collected by the Toll Farmer.	Total of Columns 3 to 8.	Sums with the Collecting Agencies at the end of the previous year.	Total of Columns 9 and 10.	Sums with the Collecting Agencies at the end of the year.	Refunds in the year.	Net (column 11 *minus* columns 12 and 13).
1	2	3	4	5	6	7	8	9	10	11	12	13	14
		RS. A. P.	RS. A. P.	RS. A. P.	RS. A. P.	RS. A. P.	RS. A. P.	RS. A. P.	RS. A. P.	RS. A. P.	RS. A. P.	RS. A. P.	RS. A. P.
1915-16	Timber ...	1,18,575 0 0	19,268 12 0	1,663 12 0	... ...	... ...	176 9 0	1,39,684 1 0	1,742 0 0	1,41,426 1 0	1,283 2 0	47,644 10 0	92,498 5 0
	Inferior Redwood ...	... ...	496 8 0	3 8 0	... ...	... ...	1 0 0	501 0 0	6 8 0	507 8 0	50 8 0	... ...	457 0 0
	Junglewood Posts, &c. ...	... ...	5,346 6 0	49 8 0	126 0 0	60 12 0	1,258 8 0	6,841 2 0	625 8 0	7,466 10 0	390 12 0	... ...	7,075 14 0
	Firewood ...	... ...	13,828 4 4	458 10 0	16,407 6 0	7,499 0 6	1,817 9 10	40,010 14 8	1,595 7 6	41,606 6 2	1,178 1 0	... ...	40,428 5 2
	Total ...	1,18,575 0 0	38,939 14 4	2,175 6 0	16,533 6 0	7,559 12 6	3,253 10 10	1,87,037 1 8	3,969 7 6	1,91,006 9 2	2,902 7 0	47,644 10 0	1,40,459 8 2
1916-17	Timber ...	1,40,926 4 0	15,162 8 0	1,637 8 0	1 4 0	... .	292 8 0	1,58,320 0 0	1,283 2 0	1,59,603 2 0	1,835 0 0	34,877 6 0	1,22,890 12 0
	Inferior Redwood ...	112 0 0	461 8 0	1 8 0	... ...	... ...	4 8 0	579 8 0	50 8 0	630 0 0	31 8 0	... .	598 8 0
	Junglewood Posts, &c. ..	... .	4,852 14 0	142 10 0	... ...	39 0 0	1,360 8 0	6,395 0 0	390 12 0	6,785 12 0	424 2 0	... ...	6,361 10 0
	Firewood ...	... ...	11,825 12 6	909 4 11	19,639 5 0	9,625 5 0	3,256 5 0	45,256 0 5	1,178 1 0	46,434 1 5	1,285 14 0	1 2 0	45,147 1 5
	Total ...	1,41,038 4 0	32,602 10 6	2,690 14 11	19,640 9 0	9,664 5 0	4,913 13 0	2,10,550 8 5	2,902 7 0	2,13,452 15 5	3,576 8 0	34,878 8 0	1,74,997 15 5
1917-18	Timber ...	1,11,262 8 0	16,485 0 0	2,115 0 0	.. ..	... .	418 12 0	1,30,281 4 0	1,835 0 0	1,32,116 4 0	1,230 0 0	25,262 10 0	1,05,623 10 0
	Inferior Redwood ...	47 8 0	97 8 0	... ...	12 0 0	... ...	10 8 0	167 8 0	31 8 0	199 0 0	33 12 0	... .	165 4 0
	Junglewood Posts, &c. ...	0 12 0	496 8 6	165 0 0	... ...	217 8 0	1,946 19 0	2,826 6 6	424 2 0	3,250 8 6	365 10 0	.. . .	2,884 14 6
	Firewood ...	... .	10,279 11 0	4,228 2 0	19,612 8 0	15,164 13 0	4,515 8 6	52,805 10 6	1,285 4 0	54,086 8 6	1,778 5 6	2 5 0	52,305 14 0
	Total ...	1,11,310 12 0	27,358 11 6	6,508 2 0	19,624 8 0	15,382 5 0	5,891 6 6	1,86,075 13 0	3,576 8 0	1,89,652 5 0	3,407 11 6	25,264 15 0	1,60,979 10 6
1918-19	Timber ..	1,03,360 0 0	19,218 12 0	6,108 4 0	11 4 0	... .	320 0 0	1,29,018 4 0	1,230 0 0	1,30,248 4 0	2,001 4 0	16,957 4 0	1,11,289 12 0
	Inferior Redwood ..	1 0 0	103 0 0	12 8 0	18 0 0	... .	10 0 0	144 8 0	33 12 0	178 4 0	71 8 0	... .	106 12 0
	Junglewood Posts, &c. ...	... .	4,347 12 0	345 12 0	111 0 0	54 0 0	1,423 0 0	6,286 8 0	365 10 0	6,652 2 0	300 6 0	... .	6,351 12 0
	Firewood ...	... ...	10,180 4 6	2,695 3 8	24,010 2 0	12,768 12 0	4,986 4 0	54,570 10 2	1,778 5 6	56,448 15 8	735 14 8	41 0 3	55,672 0 9
	Total ..	1,03,361 0 0	33,849 12 6	9,161 11 8	24,180 6 0	12,822 12 0	6,744 4 0	1,90,119 14 2	3,407 11 6	1,93,527 9 8	3,109 0 8	16,998 4 3	1,73,420 4 9

TABLE No. 1.

Statement showing the current demand, collection, remission and balance under the combined property taxes as compared with the corresponding figures for 1916-17 and 1917-18.

Year.	Gross Demand.			Remitted on appeal.			Net Demand.			Collection.			Remission and written off.			Balance.			Percentage of collection to net demand.
	Rs.	A.	P.	Rs.	A.	P.	Rs.	A.	P.	Rs.	A.	P.	Rs.	A.	P.	Rs.	A.	P.	
1916-17 ...	18,56,582	4	8	340	5	0	18,56,235	15	8	18,06,833	4	10	17,031	5	5	32,371	5	5	97·34
1917-18 ...	19,54,969	9	1	261	4	3	19,54,708	4	10	19,08,502	10	8	13,887	1	10	32,318	8	4	97·64
1918-19 ...	21,05,335	12	3	235	5	2	21,05,100	7	1	20,33,905	1	8	13,016	0	3	52,178	5	2	96·90

TABLE No. 2.

Statement showing the demand, collection, remission and balance under the combined arrear property taxes on buildings and lands as compared with the corresponding figures for the years 1916-17 and 1917-18.

Year.	Outstanding balance at the beginning of the year.			Subsequent amendments and additions.			Total demand.			Collection.			Remission and written off.			Balance.			Percentage of collection to net demand.
	Rs.	A.	P.	Rs.	A.	P.	Rs.	A.	P.	Rs.	A.	P.	Rs.	A.	P.	Rs.	A.	P.	
1916-17	65,840	9	6	+2,891	12	6	68,732	6	0	65,038	11	11	2,491	7	6	1,202	2	7	93·57
1917-18	33,573	8	0	+2,945	12	11	36,519	4	11	30,467	2	8	1,520	12	0	4,531	15	7	83·43
1918-19	36,850	7	11	9,331	11	4	46,182	3	3	39,630	3	8	1,727	0	11	4,824	14	8	85·81

TABLE No. 3.

Statement showing the number of vehicles and animals assessed for the year 1918-19 as compared with that of 1917-18.

	Description of Vehicles and Animals.	Number assessed in 1917-18.	Number assessed in 1918-19.	Percentage of increase or decrease.
I. (a)	Four-wheeled vehicles with springs propelled by electricity, gas, steam or any other mechanical power	1,358	1,341	—1·25
(b)	Four-wheeled vehicles with springs drawn by two or more horses	82	77	—6·10
II.	Four-wheeled vehicle with springs drawn by a horse, mule, bull or bullock or by two or more horses under thirteen hands, or by two or more mules, bulls or bullocks.	2,298	2,220	—3·39
III.	Two-wheeled vehicle with springs drawn by one or more horses, mules, bulls or bullocks	2,965	2,748	—7·32
IV.	Bicycle or tricycle propelled by electricity, gas or steam ...	661	565	—14·52
V.	Every other bicycle or tricycle	4,651	4,467	—3·96
VI.	Every other vehicle with springs—			
	(a) *Perambulator*	160	140	—12·50
	(b) *Jinrickshaw*	2,330	2,328	—0·09
	(c) *Hand-cart with springs*	108	116	+7·41
VII.	Horse over thirteen hands	2,477	2,331	—5·89
VIII.	Horse of or under thirteen hands or mule ...	2,306	2,101	—8·88
IX.	Horse of or under eleven hands	234	218	—6·84
X.	Bullock or Bull	7,784	7,814	+·39
XI.	Male Buffalo	41	59	+43·90
XII.	Ass	34	22	—35·29
XIII.	Dog	4,211	3,822	—9·24

TABLE No. 4.

Statement showing the constitution of the Corporation of Madras on 31st March 1919.

1	2	3	4	5	6								7
					Number of Members of Constitution.								
Name of District.	Serial No. of Municipality.	Name of Municipality.	Act under which constituted.	Population within the Municipal limits.	(a) Ex officio.	(b) Nominated.	(c) Elected.	(d) Total.	(e) Officials.	(f) Non-Officials.	(g) Europeans & Anglo-Indians.	(h) Indians.	REMARKS
Madras.	1	Corporation of Madras.	The Madras City Municipal Act—III, 1904.	5,18,660	1	12	20	33	4	29	8	25	

Statement of Loans for 1918-19.

Amount of loan and rate of interest.		For what purpose and terms on which obtained and the year in which taken.	Date of Government Sanction.	Amount paid: Up to 31st March 1918. Number of years.	Amount paid: Up to 31st March 1918. Amount.	Amount paid: In 1918-1919.	Amount transferred to Sinking Fund: Up to 31st March 1918. Number of years.	Amount transferred to Sinking Fund: Up to 31st March 1918. Amount.	Amount transferred to Sinking Fund: In 1918-1919.	Invested: In Government Securities, &c.	Invested: In Savings Bank.
1		2	3	4	5	6	7	8	9	10	11
							Rs.	Rs.	Rs.	Rs.	
† 14,20,000	4 p.c.	Waterworks Project—Repayable in 50 years by a Sinking Fund at 2 per cent. per annum. Taken in 1869—74.	No. 2327, dated 17th July 1869, P. W. D., and No. 1270, dated 11th September 1873, P. W. D. ...	...	...	...	...	14,14,200	23,100	14,42,800	...
1,00,000	6 p.c.	Construction of Drains and Sewers for the Drainage of Georgetown—Repayable in 50 years by a Sinking Fund of Rs. 320 per annum. Taken in 1887.	No. 765-M., dated 11th August 1887, L. & M. ...	...	...	...	31	41,800	2,500	44,300	...
1,50,000	5 p.c.	Do. do. Rs. 1,200 do. do. 1889.	No. 852-M., dated 4th Aug. '88, L. & M.	...	...	...	30	58,800	3,600	62,400	...
1,50,000	5 p.c.	Do. do. Rs. 1,200 do. do. 1889.	No. 1103-M., dated 18th Sept. '89, L. & M.	...	...	...	29	57,200	3,500	60,700	...
20,000	5 p.c.	Extension of Water-supply—Repayable in 50 years by a Sinking Fund of Rs. 170 per annum. Taken in 1889.	No. 1427-M., dated 25th October 1889, L. & M. ...	...	...	...	22	7,600	500	8,100	...
50,000	5 p.c.	Construction of Drains and Sewers for the Drainage of Georgetown—Repayable in 50 years by a Sinking Fund of Rs. 400 per annum. Taken in 1890.	No. 1562-M., dated 18th October 1890	...	...	...	28	17,900	1,100	19,000	...
4,00,000	4 p.c.	Extension of Water-supply— Do. Rs. 3,050 per annum. Taken in 1895.	No. 16-M., Mis., dated 8th Jan. '95.	...	...	...	23	1,10,300	7,500	1,17,800	...
1,00,000	4 p.c.	Construction of Market— Do. Rs. 750 do. Taken in 1897.	No. 883-M., Mis., dated 13th April 97.	...	...	...	21	25,500	1,700	27,200	...
2,00,000	4 p.c.	To repay the Government loan of 1899—Repayable in 50 years by a Sinking Fund of Rs. 1,520 per annum. Taken in 1899.	No. 2215-M., Mis., dated 21st December 1898 ...	...	...	...	19	42,400	3,300	45,700	...
50,000	4 p.c.	For cleaning water pipes— Do. Rs. 380 do. do.	No. 1639-M., Mis., dated 19th Sep. '98.	...	...	...	19	10,350	900	11,250	...
4,20,000	4 p.c.	For drainage works— Do. „ 3,190 do. do.	No. 389-M., dated 17th March '99, L. & M.	...	...	...	19	87,300	6,900	94,100	...
1,50,000	4 p.c.	Construction of Market— Do. „ 1,140 do. do.	No. 520-M., Mis., dated 24th April 1899, L. & M. ...	...	...	...	18	81,200	2,500	83,700	...
7,20,000	4 p.c.	For drainage works— Do. „ 5,930 do. Taken in 1900.	No. 389-M., dated 17th March '99, L. & M.	...	...	...	18	1,51,250	12,500	1,63,700	...
1,50,000	4 p.c.	For cleaning water pipes— Do. „ 1,140 do. do.	No. 1536-M., Mis., dated 10th October 1899, and No. 758-M., dated 2nd June 1900, L. & M. ...	...	...	...	18	28,600	2,400	31,000	...
1,00,000	4 p.c.	To meet Plague charges Do. „ 760 do. do.	No. 755-M., Mis., dated 1st June 1900, L. & M. ...	...	...	...	18	19,200	1,600	20,800	...
1,20,000	4 p.c.	For substitution of C. I. pipes for a portion of Sewer No. II. Repayable in 50 years by a Sinking Fund of Rs. 910 per annum. Taken in 1901-02.	No. 1089 M. Mis., dated 30th July 1901, L. & M. ...	...	...	...	17	20,100	1,800	21,900	...
2,00,000	4 p.c.	For drainage works— Do. „ 1,520 do. do. 1902.	No. 150 M. Mis., dated 10th February 1902, L. & M. ...	...	...	...	16	32,900	3,000	35,900	...
8,00,000	4 p.c.	Do. do. „ 3,900 do. do. 1903.	No. 35 M. Mis., dated 21st January 1903 and No. 869 M. Mis., dated 25th June 1903 ...	...	...	...	15	76,200	7,200	83,400	...
† 7,00,000	4 p.c.	Do. Repayable in 30 years by sixty equal half-yearly instalments of Rs. 20,137 each. Taken in 1905	No. 2496 M., dated 30th November 1905 ...	12	186717-3-3	19,941-5-2	...	...	...	...	...
1,00,000	4 p.c.	For special buildings. Repayable in 30 years by a Sinking Fund of Rs. 2,100 per annum. Taken in 1906-07.	No. 31 M., dated 10th January 1907.	...	...	...	11	28,900	3,400	32,300	...
† 4,00,000	4 p.c.	For improvement of Water-supply and Drainage Works. Repayable in 30 years by sixty equal half-yearly instalments of Rs. 11,507 each. Taken in 1908-09.	No. 1983 M., dated 10th November 1908 ...	9	75,157-3-8	10,126-8-10	...	...	...	...	...
† 4,00,000	4 p.c.	Do. do. Taken in 1909-10.	No. 1550 M., dated 16th September 1909 ...	8	65,422-14-3	9,733-5-3	...	...	...	...	...
1,25,000	4 p.c.	For special buildings. Repayable in 30 years by a Sinking Fund of Rs. 8,920 per annum. Taken in 1909-10.	No. 1289 M., dated 12th August 1909	...	...	...	9	86,000	12,900	98,900	...
1,00,000	4 p.c.	For Napier Bridge Repayable in 30 years by a Sinking Fund of Rs. 2,100 per annum. Taken in 1909-10.	Do. do.	...	...	...	9	20,300	3,100	23,400	...
50,000	4 p.c.	For Napier Bridge. Repayable in 30 years by a Sinking Fund of Rs. 1,040 per annum.	Do. do.	...	...	...	7	8,300	1,400	9,700	...
3,00,000	4 p.c.	For special buildings. do. do. Rs. 5,800 per annum.	No. 2209 M., dated 14th December 1911 ...	...	...	...	6	42,400	8,800	51,200	...
† 1,00,000	4 p.c.	For improvement of Water-supply and Drainage. Repayable in 30 years by sixty equal half-yearly instalments of Rs. 2,876 each.	No. 2101 M., dated 29th November 1911 ...	6	11,782-6-6	2,246-11-11	...	...	...	...	...
3,42,000	4 p.c.	For special buildings. Repayable in 30 years by a Sinking Fund of Rs. 7,160 per annum.	No. 1891 M., dated 15th August 1913 ...	...	...	...	4	30,900	9,000	39,900	...
2,00,000	4 p.c.	Do. do. Rs. 4,160 per annum.	No. 422 M., dated 2nd March 1914...	...	...	...	4	16,800	5,200	22,000	...
50,000	4 p.c.	For Electric Lights do. Rs. 1,040 per annum.	Do. do.	...	...	...	4	4,100	1,300	5,400	...
1,30,000	4 p.c.	Do. do. Rs. 2,700 per annum.	No. 2588 M., dated 26th December 1914.	...	...	...	3	8,700	3,200	11,900	...
1,70,000	4 p.c.	For special buildings do. Rs. 3,540 per annum.	Do. do.	...	...	...	3	11,400	4,300	15,700	...
13,00,000	5 p.c.	For improvement of Water-supply and Drainage. Repayable in 30 years by a Sinking Fund of Rs. 27,040 per annum.	No. 1508 M., dated 25th August 1916.	...	...	...	2	35,800	30,500	66,300	...
1,00,000	5 p.c.	For extension of Electric lighting. Do. Rs. 2,080. ...	Do. do.	...	...	...	2	2,700	2,300	5,000	...
† 4,00,000	6 p.c.	For improvement of Water-supply and Drainage. Repayable in 20 equal half-yearly instalments of Rs. 26,886 each	No. 1197 M., dated 15th July 1917...	...	...	30,372	...	...	...	...	...
†9,00,000	6 p.c.	For improvement of drainage. Repayable in 20 equal half-yearly instalments of Rs. 60,493 each.	No. 1421 M., dated 6th September 1918.	...	...	...	...	...	...	...	...
1,12,37,000				...	339000-11-8	72,419-15-2	...	25,28,900	1,76,000	27,04,900	...

* Represents the value of securities purchased for the annual allotment shown in Statement II *plus* interest realized on previous investments on open market loans.

† Loans from Government.

DR. *General Fund*—[Vide *G. O. No. 244, dated 13th February 1882.*] CR.

	RS.	A.	P.		RS.	A.	P.
To Grant I.—Public Works ...	5,99,179	10	0	By Opening Balance ...	9,23,064	15	8
" " II.—Education ...	55,161	15	10	" Municipal Rates and Taxes ...	14,02,651	14	7
" " III.—Sanitation and Medical Services ...	8,70,521	2	5	" Revenue derived from Municipal property and powers apart from Taxation ...	4,27,773	2	8
" " IV.—Miscellaneous Municipal purposes ...	2,04,214	2	4	" Grants and Contributions ...	79,056	0	0
" " V.—Supervision and Management ...	1,14,302	3	11	" Miscellaneous ...	1,48,132	11	7
" Repayment of Debt ...	39,510	0	0	" Extraordinary and Debt ...	...	...	...
" Interest on Loan ...	99,420	0	0	" Advances Recovered ...	19,167	10	4
" Advances recoverable ...	61,995	5	9	" Transferred from Lighting Fund Loan Account ...	...	...	...
" Refund of other than Current Collections ...	36,314	14	0	Do. Revenue Account ...	...	...	...
" Discount on Loan ...	...	...	...				
" Pensions and Gratuities ...	27,519	11	0				
" Transfer to Water and Drainage Fund ...	2,34,257	14	9				
" Transfer to Lighting Fund Loan a/c.	71,440	6	7				
" Closing Balance Revenue Account ...	5,71,200	9	11				
" Do Loan Account ...	1,12,841	6	4				
Total ...	30,95,909	6	10	Total ...	30,95,909	6	10

DR. *Water and Drainage Fund*—[Vide *G. O. No. 244, dated 18th February 1882.*] CR.

	RS.	A.	P.		RS.	A.	P.
To Grant I.—Public Works—							
New Works—				Opening Balance ...	51,131	14	0
Buildings ...	1,331	0	0	" Municipal Rates and Taxes—			
Drainage ...	3,14,343	12	11	Water Tax on Buildings and Lands ...	7,14,987	5	2
Water-supply ...	22,021	10	1	Water Tax on Lands ...	11,359	4	10
Repairs—				" Tax on Vehicles, Animals and Carts	52,862	7	11
Buildings ...	4,816	0	0	By Revenue derived from Municipal property and powers apart from taxation ...	1,25,709	5	9
Drainage—Repairs to Works, &c. ...	4,70,181	11	2				
Establishment ...	65,563	4	11				
Overtime ...	...	...	...				
Allowances ...	3,513	4	9				
Water-supply—Repairs to Works, &c. ...	1,84,077	2	10	By Grants and Contributions—			
				From Government—			
				Improvement of Water-supply and Drainage ...	...	...	...
Establishment ...	30,418	12	0	For the Drainage of Washermanpet and Spur Tank Swamps ...	20,250	0	0
Allowances ...	1,363	0	4	Sanitary Works ...	61,300	0	0
Establishment—General ...	96,487	6	4	" Miscellaneous—			
Miscellaneous—W. W. Contingent ...	2,669	10	9	Payment for Water for non-domestic purposes ...	2,01,651	5	2
" Grant IV.—Mis. Municipal purposes—				Sundry Receipts—Waterworks ...	21,819	11	8
Other Charges—				Workshop Receipts ...	11,644	15	6
Payment for Red Hills Water.	31,459	0	0	" Extraordinary and Debt—			
				Loan ...	9,00,000	0	0
				Interest on Sinking Fund—			
Stores ...	2,832	13	1	Waterworks Loan of 1869-73 ...	51,413	7	3
Workshops ...	9,262	11	4	" Advances Recovered ...	5,444	15	6
" Grant V.—Supervision and Management ...	62,865	4	1	" Transfer from General Fund Revenue Account ...	2,34,257	14	9
" Repayment of Debt—							
Sinking Fund ...	1,51,769	15	2				
Interest ...	3,47,706	3	4				
Advances recoverable ...	11,665	11	3				
" Refund of other than Current Collections ...	20,805	3	0				
Transferred to General Fund Revenue Account ...	...	...	...				
Closing Balance Loan Account...	4,05,105	10	7				
Total ...	24,30,765	5	11	Total ...	24,30,765	5	11

DR. *Lighting Fund*—[Vide *G. O. No. 244, dated 18th February 1882.*] CR.

	RS.	A.	P.		RS.	A.	P.
To Grant I—				By Opening Balance— ...	13,288	12	10
Establishment—General ...	3,953	5	4				
" Grant IV—							
Lighting—Establishment ...	3,684	15	7	" Municipal Rates and Taxes—			
Allowance ...	177	2	5				
Labor ...	13,542	10	8				
Maintenance ...	76,165	1	6	Lighting Tax on Buildings and Lands— ...	2,10,[illegible]	5	1
Additional Lamps and Sundries ...	1,59,867	2	7	Lighting Tax on Lands—	3,495	2	0
Repairs to Lamps and Posts ...	13,147	5	1	" Miscellaneous—			
Other charges—				Refund from expenditure of previous years ...	...	...	...
Stores ...	1,06[illegible]	1[illegible]	5	Workshop Receipts ...	2,470	2	4
Workshops ...	1,564	12	0				
" Grant V—							
Supervision and management ...	13,338	4	0	Extraordinary and debt ...	...	...	...
Repayment of Debt—							
Sinking Fund ...	5,620	0	0	Transferred from General Fund...	71,440	6	7
Interest ...	13,000	0	0				
" Refund of other than Current Collections ...	451	8	3				
" Transfer to General Fund ...							
" Closing Balance (Revenue account)	...	...	...				
Total ...	3,10,691	2	10	Total ...	3,10,691	2	10

Revenue and Capital Accounts for 1918-19 *as compared with the Revised Estimate for* 1918-19.

	Revenue Account.		Capital Account.		Total.	
	Actuals, 1918-19.	Revised Estimate, 1918-19.	Actuals, 1918-19.	Revised Estimate, 1918-19.	Actuals, 1918-19.	Revised Estimate, 1918-19.
	RS.	RS.	RS.	RS.	RS.	RS.
Receipts—						
Opening Balance	8,77,997	8,78,000	1,15,412	1,15,410	9,93,409	9,93,410
Municipal Rates and Taxes ...	24,95,635	24,30,000	...	...	24,95,635	24,30,000
Revenue derived from Municipal property and powers apart from Taxation ...	5,46,540	4,85,890	6,942	4,000	5,53,482	4,89,890
Grants and Contributions	1,60,376	1,40,130	...	...	1,60,376	1,40,130
Miscellaneous	3,30,725	3,00,180	55,026	55,030	3,85,749	3,55,210
Extraordinary and Debt	51,414	50,000	9,00,000	9,00,000	9,51,414	9,50,000
Advances Recovered	19,158	20,000	2,445	2,200	21,603	22,200
Transferred from Revenue Account ...	...	...	1,76,000	2,02,020	1,76,000	2,02,020
Total ...	44,81,843	43,04,200	12,55,825	12,78,660	57,37,668	55,82,860
Charges—						
Grant I—Public Works	14,19,873	13,53,180	6,00,548	8,47,800	20,20,421	22,00,980
II—Education	53,162	61,070	...	...	53,162	61,070
III—Sanitation and Medical Services	8,70,521	8,66,480	...	...	8,70,521	8,66,480
IV—Miscellaneous Municipal Purposes	3,96,250	3,96,060	1,25,664	1,47,700	5,21,914	5,43,760
V—Supervision and Management ...	1,90,504	1,85,790	..	..	1,90,504	1,85,790
Repayment of Debt	1,97,100	1,97,110	...	...	1,97,100	1,97,110
Interest on Loans	4,60,116	4,71,140	..	...	4,60,116	4,71,140
Advances Recoverable...	61,995	5,030	11,666	1,000	73,661	6,030
Refund of other than Current Collections...	57,571	52,000	...	...	57,571	52,000
Discount	...	..	...	...	...	...
Pensions and Gratuities	27,550	27,430	...	...	27,550	27,430
Transferred to Capital Account ...	1,76,000	2,02,020	...	...	1,76,000	2,02,020
Closing Balance	5,71,201	4,86,890	5,17,947	2,82,160	10,89,148	7,69,050
Total ...	44,81,843	43,04,200	12,55,825	12,78,660	57,37,668	55,82,860

Statement showing the expenditure incurred by the Corporation of Madras during the year 1918-19 from the special grants received from Provincial Funds.

Opening balance.	No. and date of Government order sanctioning the grant for the year.	Purpose for which the grant was made.	Amount of grant received during the year.	Actual expenditure during the year out of the grants shown in col. 4.	Balance of grant at the close of the year (col. 4 *minus* col. 5).	Expenditure incurred during the year out of the balance of grants sanctioned in previous years shown in col. 1.	Balance of such grants remaining unutilized at the close of the year (col. 1 *minus* col. 7).	Closing balance (col. 6 *plus* col. 8).	REMARKS.
1	2	3	4	5	6	7	8	9	10
Rs.			Rs.	Rs.	Rs.	Rs.	Rs	Rs.	
713	...	For construction of bear pits and aviary in People's Park ...	...	...	...	405	308	308	
87,452	G. O. No. 902 M. Mis., dated 4th June 1918.	For Sanitary Works ...	1,00,000	61,734	38,266	31,686	55,766	94,032	
10,384	...	For acquisition of lands for washermen settlement ...	...	...	...	10,384	...	...	
...	G. O. No. 315 L. Mis., dated 7th March 1919.	For the drainage of Washermenpet and Spur Tank swamps. ...	20,250	...	20,250	...	...	20,250	

Statement showing the expenditure on works in charge of the Special Engineer for the last eleven years since his Department was created.

Particulars.	1908-09.	1909-10.	1910-11.	1911-12.	1912-13.	1913-14.	1914-15.	1915-16.	1916-17.	1917-18.	1918-19.	Total.
	Rs.	Rs.	Rs.	Rs.	Rs.	Rs.	Rs.	Rs.	Rs.	Rs.	Rs.	Rs.
Water-supply:—New Works ...	94,108	2,06,778	3,47,217	4,81,338	6,63,591	17,28,367	6,36,480	4,64,476	8,39,720	71,338	33,236	55,66,649
Drainage :— Do. ...	67,240	86,216	1,18,032	5,37,049	4,69,810	3,20,136	3,03,622	6,66,175	6,14,650	5,24,440	5,10,515	45,17,885
Drainage Maintenance (1) Pumping Stations.	...	86,324	1,14,889	1,21,774	1,42,912	1,46,546	1,85,870	1,80,974	68,285	...	...	10,47,574
Drainage Maintenance (1) Sewer cleaning ...	...	15,303	21,344	14,385	18,270	...	...	...	...	...	...	69,302
(2) Water-supply :—Repairs, Kilpauk Pumping Station ...	...	...	...	...	...	...	20,812	87,007	35,302	...	...	1,43,121
Works executed and the cost charged to Revenue account ...	...	7,930	9,863	8,864	1,373	13,380	6,152	...	39,705	28,364	52,824	1,68,455
Private work executed ...	...	455	1,013	729	1,354	23,298	72,337	3,736	...	...	...	1,02,322
Anti-Malaria Works executed ...	...	...	...	...	...	...	...	22,134	8,825	18,589	25,521	75,069
Total ...	1,61,348	4,03,006	9,12,358	11,64,139	12,97,310	22,31,727	12,25,273	14,24,502	16,06,487	6,42,731	6,22,096	1,16,90,977

(1) and (2) handed over to Works Department on 1st August 1916.

APPENDIX II.—TABLE No. 2.

SPECIAL WORKS DEPARTMENT.

Expenditure under Capital Account.

Particulars.	Total Expenditure up to 31-3-19.			Expenditure during 1918-19.		
	Rs.	A.	P.	Rs.	A.	P.
Drainage Section.						
New Drainage Works "Special"	55,32,570	12	8	10,68,363	15	5
Establishment—						
General Branch	2,16,487	4	2	34,830	13	0
Design and Construction	4,08,696	5	2	37,302	15	6
Famine Allowance	2,400	13	9	80	5	3
Conveyance Allowance	18,668	13	1	3,860	13	0
Charge Allowance	1,426	7	9	258	1	1
Sewer No. II	568	1	9	...	...	...
George Town Drainage	889	0	0	...	...	...
Miscellaneous	1,71,431	10	10	8,366	1	3
Total for Drainage Works ...	63,53,139	5	2	11,53,063	0	6
Sales of Stores ...	18,35,255	3	10	6,42,548	5	3
Net Expenditure ...	45,17,884	1	4	5,10,514	11	3
Water-works Section.						
New Water-supply Works "Special" ...	30,59,244	1	8	18,496	12	10
Establishment—						
General Branch	1,46,814	4	7	...	...	...
Construction	1,55,494	7	3	258	13	4
Famine Allowance	1,696	4	9	...	...	...
Travelling Allowances to Officers	4,178	2	5	...	...	...
Charge Allowance	802	15	9	...	...	...
Miscellaneous	65,644	12	8	2,197	9	0
Distribution Scheme—						
Establishment	92,207	3	2	1,209	0	6
Famine Allowance	258	7	4	3	5	4
Conveyance Allowance	4,362	6	1	55	9	6
Works, &c.	27,23,203	14	5	27,103	10	9
Total for Water-works ...	62,53,907	0	1	49,324	13	3
Sales of Stores ...	6,87,257	4	1	16,088	9	6
Net Expenditure ...	55,66,649	12	0	33,236	3	9
Summary of Expenditure.						
Drainage Works	63,53,139	5	2	11,53,063	0	6
Water-works	62,53,907	0	1	49,324	13	3
Total ...	126,07,046	5	3	12,02,387	13	9
Deduct Sales of Stores ...	25,22,512	7	11	6,58,636	14	9
Net Expenditure ...	100,84,533	13	4	5,43,750	15	0

APPENDIX II—TABLE No. 3.

SPECIAL WORKS DEPARTMENT—DRAINAGE SECTION.

Contract M. and M. No. 35 (Turner Hoare & Co.).

Delivery of C. I. Pipes and Specials to 31st March 1919.

Diameter of Pipes and Specials.	Quantity as per Contract.	Quantity received up to 31st March 1919.	Balance to be supplied.	Remarks.
	CAST IRON PIPES.			
36"	8,400 ft.	8,376 ft.	24 ft.	
24"	840 „	831 „	9 „	
	SPECIALS, &c.			
36" × 24" T. Branches ...	6 No.	6 No.	...	
36" × 6" Do. ...	5 „	5 „	...	
24" Blank flanges ...	6 „	6 „	...	
36" × 12" Washout Branches ...	3 „	3 „	...	
12" Sluice Valve with Key ...	1 „	1 „	...	
33" × 40" Taper Pipes ...	1 „	1 „	...	
36" Bend 90° ...	1 „	1 „	...	
36" Do. 22½° ...	1 „	1 „	...	
36" Bevel Double Sockets ...	6 „	6 „	...	
6" Double air Valves with Sluice Valves underneath ...	6 „	6 „	...	

APPENDIX II—TABLE No. 4.

CONSTRUCTION WORKS—WATER DISTRIBUTION SCHEME.

DISTRIBUTARY PIPES.

Laying Cast-Iron Pipes.

Diameter of Pipes.	Total to 31st March 1919.				Remarks.
	Contract W. P. Nos. 9 & 9-A.	Contract W. P. Nos. 10 & 10-A & 10-B.	Contract W. P. Nos. 11 & 11-A & 11-B.	Total.	
	Lineal feet.	Lineal feet.	Lineal feet.	Lineal feet.	
18" ...	1,889	...	6,881	8,770	
16" ...	2,474	453	3,221	6,148	
14" ...	2	5,367	6	5,375	
12" ...	3,334	7,917	7	11,258	
10" ...	3,735	4,674	5	8,414	
9" ...	1,213	2,779	1,059	5,051	
8" ...	9	906	518	1,433	
7" ...	2,342	8,001	3,880	14,223	
6" ...	8,626	11,925	8,158	28,709	
5" ...	6,292	3,109	23,714	33,115	
4" ...	90,777	76,218	69,155	2,36,150	
3" ...	7,258	6,182	7,032	20,472	
2½" ...	2,436	4,562	3,295	10,293	
2" ...	2,031	2,412	4,164	8,607	
Total length in lineal feet ...	1,32,418	1,34,505	1,31,095	3,98,018	
	Rs.	Rs.	Rs.	Rs.	
Value of works executed ...	1,06,294	1,05,086	96,607	3,07,987	

APPENDIX II—TABLE No. 5.

CONSTRUCTION WORKS—DRAINAGE SECTION.

Departmental Sewer Laying.

Diameter of Pipes.	Total to 31st March 1919.				Remarks.
	Purasawalkam Area.		Napier Park Area.		
	Lineal feet.	No.	Lineal feet.	No.	
18"	2,368	...	...	...	
15"	953	...	...	...	
12"	4,519	...	847	...	
9"	8,112	...	13,729	...	
6"	...	...	23,839	...	
Manholes	...	125	...	246	
Lamphole	...	...	...	...	
Flushing shafts	...	...	...	100	
Total ...	15,952	125	38,415	346	
	Rs.		Rs.		
Value of work executed ...	1,85,255		1,36,312		

APPENDIX II—TABLE No. 6.

GRAVITATION MAIN No. 1—BRICK-SEWER.

Departmental Works.

—	Total to 31st March 1919.				
	Manholes built.	Trench excavated.	Concrete laid.	Completed sewer built.	Expenditure on work done.
	No.	L. Ft.	L. Ft.	L. Ft.	Rs.
Up to 31st March 1919 ...	8	4,058	4,058	4,058	46,177

APPENDIX II—TABLE No. 7.

CONSTRUCTION WORKS—DRAINAGE SECTION.

Laying Cast-Iron Pipes.

Diameter of Pipes.	Total to 31st March 1919. Purasawakam Branch Sewers.		Remarks.
	Lineal feet.	No.	
42" ...	...	...	
36" and 33" ...	...	...	
30" ...	...	...	
24" ...	967	...	
21" ...	233	...	
18" ...	882	...	
16" ...	2,386	...	
Manholes ...	...	*Nil*	
Total length of pipes laid ...	4,468	...	
Value of work executed ...	Rs. 75,742		

APPENDIX II—TABLE No. 8.

PUMPING MAIN NO. 6

Laying 36 inch Diameter Cast Iron Pipes—Departmental.

	Trench excavated.	Pipes laid.	Manholes	Airvalves.	Washouts.	Expenditure on work done.
	L. Ft.	L. Ft.	No.	No.	No.	Rs.
Progress up to 31st March 1919 ...	7,000	6,720	3	...	2	4,16,053

APPENDIX II—TABLE No. 9.

WATERWORKS RESTRICTED PROGRAMME.

Completion Statement.

Statement showing the estimated cost, expenditure up to 30th September 1918, stock of materials on hand on 1st October 1918 and the savings effected on completed works.

Particulars.	Amount.	Amount.	Amount.
	Rs.	Rs.	Rs.
Cost of estimated works sanctioned in G. O. No. 304-M., dated 11th May 1907; G. O. No. 938-M., dated 20th May 1912 and G. O. No. 1442-M., dated 21st July 1914 ...	68,09,500		
Reduction due to financial stringency ...	12,17,200		
Total of Restricted Programme ...	...	...	55,92,300
Expenditure up to 30th September 1918 on completed works	...	53,58,054	
Cost of materials on hand on 1st October 1918—			
i. Cast-iron pipes, specials, etc., (new) ...	1,49,809		
ii. Other materials	13,350		
iii. House service materials	27,905		
iv. Timber	2,651		
v. Tools and plant	17,888		
vi. Office furniture	419	2,12,022*	
		55,70,076	
Sales of scrap iron	...	22,421	
Net expenditure	...	...	55,47,655
Balance	...	...	44,645
Probable amount to be realised by the sale of scrap iron and old pipes on hand	...	...	32,736
Total ...	...	...	77,381
Amounts already allocated in Revised Budget of 1918-19	58,940		
Amount spent up to 30th September 1918 and included in above figures	14,242		
Amount still to be spent	...	...	44,698
Estimated Balance on 31st March 1919 ...	...	...	32,683

* This stock-value Rs. 2,12,022 has been handed over to the Assistant Engineer in charge of waterworks., C. M.

33209

APPENDIX II, TABLE No. 10.

Messrs. Burn & Co.'s Stoneware Pipes (Indian) Abstract Statement of breakages and cost per foot.

—	6-inch pipes.											
	Length paid for.	Length accepted as sound.	Percentage Loss.	Total cost per wagon load.			Cost per L. ft. on quantity paid for.			Cost per L. ft. of accepted Length.		
	L. ft.	L. ft.		Rs.	A.	P.	Rs.	A.	P.	Rs.	A.	P.
1st Wagon ...	1,956	1,718	12·00	1,232	14	6	0	10	1	0	11	6
2nd Wagon ...	1,880	1,675¼	10·90	1,294	5	7	0	11	0	0	12	5
3rd Wagon ...	1,750	1,415⅝	19·08	1,247	10	3	0	11	5	0	14	1
4th Wagon ...	1,840	1,710½	7·06	1,286	11	9	0	11	3	0	12	0
6th Wagon ...	1,920	1,809¼	5·77	1,316	1	4	0	11	0	0	11	8
7th Wagon ...	1,660	1,628	1·93	1,151	8	1	0	11	1	0	11	4
9th Wagon ...	1,845	1,512	18·09	1,285	9	6	0	11	2	0	13	7
10th Wagon ...	1,940	1,760	9·28	1,354	8	0	0	11	2	0	12	4
11th Wagon ...	2,000	1,671	16·30	1,389	1	0	0	11	1	0	13	4
12th Wagon ...	1,810	1,619	12·01	1,268	3	6	0	11	0	0	12	6
15th Wagon ...	1,940	1,763	9·12	1,348	1	9	0	11	1	0	12	3
16th Wagon ...	2,070	1,923	7·10	1,443	12	8	0	11	2	0	12	0
18th Wagon ...	2,000	1,714	14·30	1,386	5	6	0	11	1	0	12	11
20th Wagon ...	1,766	1,596	9·63	1,216	5	0	0	11	0	0	12	2
21st and 22nd Wagon ...	3,644	3,305	9·30	2,525	10	9	0	11	1	0	12	3
23rd Wagon ...	2,000	1,631	18·45	1,369	7	1	0	10	11	0	13	5
24th Wagon ...	1,824	1,770	2·96	1,248	15	9	0	10	11	0	11	3
25th Wagon ...	2,310	2,271	3·77	1,614	5	10	0	10	11	0	11	5
29th Wagon ...	1,960	1,694	15·11	1,369	4	4	0	11	2	0	12	11
30th Wagon ...	1,860	1,480	20·43	1,277	13	6	0	11	0	0	13	10
32nd Wagon ...	2,240	1,955	12·72	1,480	5	6	0	10	7	0	12	1
34th Wagon ...	2,060	1,969	4·42	1,478	6	9	0	11	6	0	12	0
36th Wagon ...	1,620	1,475	8·95	1,119	14	4	0	11	1	0	12	2
Total ...	45,976	41,064⅝	10·37	31,705	6	3	0	10	7	0	11	11
Cost of pipes from Doulton under Contract M. & M. No. 18										0	9	5

	4-inch pipes.											
	L. ft.	L. ft.		Rs.	A.	P.	Rs.	A.	P.	Rs.	A.	P.
5th Wagon ...	2,920	2,840	2·74	1,412	6	0	0	7	9	0	8	0
8th Wagon ...	2,982	2,703	9·36	1,427	10	6	0	7	8	0	8	5
13th Wagon ...	3,200	2,916	8·87	1,534	10	9	0	7	8	0	8	5
14th Wagon ...	3,000	2,808	6·40	1,458	7	9	0	7	9	0	8	4
17th Wagon ...	2,800	2,518	7·21	1,381	5	3	0	7	11	0	8	6
19th Wagon ...	2,240	2,198	1·87	1,097	12	9	0	7	10	0	8	0
26th Wagon ...	3,444	3,287	4·56	1,640	12	8	0	7	7	0	8	0
27th Wagon ...	2,972	2,655	10·66	1,428	14	8	0	7	8	0	8	7
28th Wagon ...	3,460	3,154	8·87	1,672	0	8	0	7	9	0	8	6
31st Wagon ...	3,480	3,305	5·02	1,666	3	6	0	7	8	0	8	1
33rd Wagon ...	3,364	3,055	9·13	1,627	11	11	0	7	9	0	8	6
35th Wagon ...	3,300	3,077	6·76	1,511	14	11	0	7	10	0	8	5
37th Wagon ...	1,900	1,792	5·68	898	5	4	0	7	7	0	8	0
Total ...	39,062	36,308	6·71	18,858	4	8	0	7	9	0	8	3
Cost of pipes from Doulton under Contract M. & M. No. 18										0	6	7

59

APPENDIX II—TABLE No. 11.

SPECIAL WORKS DEPARTMENT, WATER-WORKS SECTION.

Statement of Contracts awarded in connection with the New Water-supply.

Contract No.	Description of Works.	Amount of Estimate.		Name of Contractor.	Amount of Contract.		Value of work executed up to 31st March 1919.		Amount of Security lodged.		Date of order to commence.			Date of Completion.			REMARKS.
		Rs.	A. P.		Rs.	A. P.	Rs.	A. P.	Rs.	A. P.	D.	M.	Y.	D.	M.	Y.	
	Construction.																
	(*Contract Nos. 1, 2a, 3a, 4, 6 to 12 completed and 2 and 3 cancelled.*)																
W.W. No. 5	Filter Beds, Filtered Water Reservoirs and Accessory Works ...	7,28,113	7 0	A. Subramania Iyer ...	7,12,359	14 1	6,21,184	3 6	30,000	0 0	8	1	10	10	1	17	
	(*Contract Nos. 1, 2, 4, 7 to 11, 13, 16, 20 and 28 completed.*)																
M. M. No. 22-A	Cast-Iron Pipes and Specials ...	5,72,184	0 0	Messrs. Turner Hoare & Co. ...	5,23,110	13 9	8,00,292	2 0	10,000	0 0	1	2	10	4	9	18	
25	Venturi Meters, Waste Detection Meters, Special Castings, etc. ...	1,71,000	0 0	... ...	...	...	...	...	...	...	...	...	...	...	...	...	
	(*Contract Nos. 1, 2, 3, 4, 5, 6, 10, 11, 12, 13 and 14 completed and 7 and 8 cancelled.*)																
P.W. No. 9	Cast-Iron pipe laying North Range ...	91,403	0 0	**Piece Works.** M. Shaik Davood Saib...	90,784	14 6	93,889	6 8	250	0 0	4	2	14	30	9	18	
9-A	" " " ...	11,612	0 0	M. Bashiam Naidu ...	10,097	4 2	12,404	5 0	250	0 0	1	2	16	30	9	18	
10-A	" " " ...	57,686	0 0	Messrs. C. Munuswami Mudaliar & C. Kannappa Mudaliar ...	50,161	9 9	55,453	11 11	250	0 0	1	2	16	30	9	18	
10-B	" " " ...	15,257	0 0	M. Bashiam Naidu ...	13,266	11 0	19,291	7 1	250	0 0	...	4	17	30	9	18	
11-A	" " " ...	58,195	0 0	Messrs. C. Munuswami Mudaliar & C. Kannappa Mudaliar ...	50,604	7 8	59,900	5 8	250	0 0	1	10	15	30	9	18	
11-B	" " " ...	4,370	0 0	M. Bashiam Naidu ...	3,800	0 2	3,850	12 6	250	0 0	...	...	...	...	9	18	
15	Excavation work for laying cast-iron distribution mains, Water Works Section	1,235	0 0	T. C. Subramania Mailary	1,074	4 6	1,074	4 6	...	...	18	6	17	30	9	18	
16	Constructing and repairing masonry works in connection with the laying of cast-iron water pipes in Madras City	450	0 0	A Nallamuthu Mudaliar.	391	0 5	391	0 5	...	...	12	11	17	30	9	18	
	(*Contract Nos. 1, 2, 3, 4, 5, 6, 7 8, 9-A and 11 completed) and 9 and 10 determined.*																
	Total ...	17,14,505	7 0		14,55,661	0 0	10,67,781	11 6	41,500	0 0							

SPECIAL WORKS DEPARTMENT.

Value of tools and plant and materials on 31st March 1918 (as given in the Administration Report for 1917-18) compared with the estimated value on 31st March 1919.

	31st March 1918.	31st March 1919.
	Rs.	Rs.
Tools and plant	71,548	40,033
Materials	5,16,008	3,19,412
Amount to be written off with the sanction of the Standing Committee for loss, wear and tear and depreciation ...	...	3,127
Total ...	5,87,556	3,62,572
Add value of Stoneware Pipes, etc., purchased and deduct value of materials &c. handed over to Works Dept. ...		2,24,984
		5,87,556

SPECIAL WORKS DEPARTMENT, DRAINAGE SECTION.

Statement of Contracts awarded in connection with Special Drainage.

Contract No.	Description of Works.	Amount of Estimate.			Name of Contractor.	Amount of Contract.			Value of work executed up to 31st March 1919.			Amount of Security lodged.			Date of order to commence.			Date of Completion.		
		Rs.	A.	P.		Rs.	A.	P.	Rs.	A.	P.	Rs.	A.	P.	D.	M	Y.	D.	M	Y.
	Contract Nos. 1,2,3,4,5,6 and 7 completed.				**Construction.**															
	(Contract Nos. 3,5,6,12,14,17,19,21, 23, 24, 24-A, 26 and 30 completed.)				**Materials and Machinery.**															
M-M. No. 15	Pumping machinery for Sewage Farm Pumping Station	1,95,700	0	0	Messrs Burn & Co. ...	1,05,045	0	0	30,335	0	0	5,000	0	0	31	1	18	...	...	...
18	English stoneware pipes, specials, &c	8,08,000	0	0	Messrs Richardson & Cruddas	8,64,445	7	10	2,07,552	11	2	10,000	0	0	1	6	14	...	...	...
27	Supply of table moulded bricks ...	...	...	...	T. Swaminatha Pillay (sanctioned by Corporation on 19-1-1910)...	35,267 16,500	4 0	10 0	51,767	4	9	1,000	0	0	1	5	15	20	2	18
29	Cast-iron wall sluices, 3 feet dia. ...	13,575	0	0	Messrs. Turner Hoare & Co.	12,975	0	0	13,245	0	0	500	0	0	...	...	...	15	6	17
31	Pumping Machinery for Purasawakam Pumping Station...	...	...	...	.....	...	...	...	...	...	...	...	...	...	...	...	...	...	...	...
32	Pumping Machinery for Napier Park Pumping Station	...	...	...	.....	...	...	...	...	...	...	...	...	...	...	...	...	...	...	...
33	Pumping Machinery for Ice House Road Pumping Station	...	...	...	.....	...	...	...	...	...	...	...	...	...	...	...	...	...	...	...
34	Cast-Iron Pipes	...	...	...	.....	2,55,863	2	0	3,76,863	10	9	10,000	...	..	...	...	...	15	2	19
	(Contract Nos. 1,2,3,4 5,6,7,8,9,10,11,12, 13,14,15,16,17,18,19,20 and 21 completed.)				**Piece works Tondiarpet.**															
	(Contract Nos. 1 to 10 completed.) Supply of materials Contract Nos. 1 to 8 completed.				**Tondiarpet materials.**															
	(Contract D. P. W. No. 1 completed.)				**Harbour overflow Sewer work.**															
	(a) *Purasawakam Area.*				**Madras main drainage.**															
	(Contract Pm No. 2 completed.)																			
Pm. 1	Supply of bricks	...	...	...	T. Swaminatha Pillay	10,800	0	0	10,206	0	0	500	0	0	1	12	15	8	3	18
	Purasawakam Area.				**Construction.**															
Pm. 1	Construction of 50" and 27" diameter brick sewers in Vedavinayagar Road.	*1,06,324	6	11	O. Sudarsanam Maistry.	70,633	2	0	51,573	7	6	1,000	0	0	19	10	15	...	...	...
2	Do. do.	...	...	...	.....	...	...	...	...	...	...	...	...	...	...	...	...	...	...	...
	Purasawakam Area. (Contract No. 2 completed.)				**Excavation.**															
P.W. 1	Excavation work for sewer laying ...	32,203	0	0	T.C.Subramania Maistry	28,003	5	10	29,643	15	10	...	...	...	...	...	...	25	10	18
2	Excavation work for construction of Gravitation Main No. 1.	5,420	0	0	M. Bashiam Naidu ...	4,711	4	2	7,421	7	11	...	...	...	...	...	...	10	4	19
	(b) *Royapuram Area.*																			
	(Contract R. M. Nos. 1 and 2 completed.)																			
P.R. 1	Sewer laying	...	...	...	.....	...	...	...	...	...	...	...	...	...	...	...	...	...	...	...
P.W. 1	Excavation work for sewer laying in Georgetown	18,240	0	0	Narayana Maistry ...	15,860	8	6	15,860	8	6	...	...	...	...	...	...	...	...	...
	(c) *Ice House Road Area.*																			
	(Piece work Contract for work sanctioned by S. C., on 21-12-14, completed.)																			
	(d) *Napier Park Area. Contract N. P. No. 1 (completed.)*																			
N.P. 2	Storage tank for sewage at Napier Park Pumping Station	...	...	.	.....	...	..	...	...	...	...	...	...	...	...	...	...	...	...	...
	P. W. Contract N. P. No. 1 (completed.)																			
P.W. N.P. 1																				
	Anti-Malaria Drainage.																			
	P. W. Contract (completed.)																			
	Total ...	11,79,462	6	11		14,19,604	3	2	7,94,469	2	5	28,000	0	0						

TABLE No. 14.

SPECIAL WORKS DEPARTMENT.

Cost of Design and Supervision.

Water-works Section.

Year.	Design.			Construction.					
	Engineers.	Subordinates.	Total.	Engineers.	Subordinates.	Total.	Value of work designed.	Percentage of Designing Establishment on value of work designed.	Value of work executed.	Percentage of supervision on value of work executed.
	Rs.	Rs.	Rs.	Rs.	Rs.	Rs.	Rs.		Rs.	Rs.
1908—09	21,131	5,876	27,007	1,800	700	2,500	62,79,500		64,602	3·87
1909—10	17,640	9,664	27,304	4,600	2,300	6,900			1,72,574	3·99
1910—11	12,108	9,406	21,514	12,108	9,407	21,515			3,04,188	7·07
1911—12	12,624	10,441	23,065	12,625	10,441	23,066			4,35,207	5·30
1912—13	11,983	9,853	21,836	11,984	9,853	21,837			6,19,918	3·52
1913—14	9,955	15,121	25,076	9,955	15,122	25,077			16,78,214	1·49
1914—15	9,900	18,929	28,829	9,900	18,930	28,830			5,78,821	4·98
1915—16	9,980	10,543	20,523	9,980	10,542	20,522			4,23,431	4·85
1916—17	7,134	9,731	16,865	7,135	9,731	16,866	5,30,000		8,05,989	2·09
1917—18	5,832	6,744	12,576	5,832	6,745	12,577			46,184	27·23
1918—19	...	...	...	630	896	1,526			31,710	4·81
Total...	1,18,287	1,06,308	2,24,595	86,549	94,667	1,81,216	68,09,500	3·30	51,60,838	3·51

DRAINAGE SECTION.

Year.	Engineers.	Subordinates.	Total.	Engineers.	Subordinates.	Total.	Value of work designed.	Percentage of Designing Establishment on value of work designed.	Value of work executed.	Percentage of supervision on value of work executed.
1908—09	17,801	7,418	25,219	1,600	800	2,400	9,82,910		39,621	6·06
1909—10	19,500	10,278	29,778	2,400	1,200	3,600	18,18,945		52,337	6·81
1910—11	12,777	8,859	21,636	12,777	8,859	21,636	38,610		3,74,760	5·77
1911—12	18,015	13,057	31,072	18,015	13,057	31,072	84,475		4,74,905	6·54
1912—13	15,437	15,716	31,153	15,437	15,716	31,153	1,21,03,440		4,07,505	7·64
1913—14	17,399	16,217	33,616	17,400	16,217	33,617			2,52,903	13·29
1914—15	14,820	21,464	36,284	14,820	21,463	36,283	12,12,500		2,31,055	15·70
1915—16	18,250	21,332	39,582	18,250	21,331	39,581	2,81,470		5,87,012	6·74
1916—17	18,819	12,391	31,210	18,820	12,392	31,212	60,650		5,52,228	5·65
1917—18	11,555	19,067	30,622	11,554	19,067	30,621	94,870		4,63,197	6·61
1918—19	22,320	15,846	38,166	22,320	15,846	38,166	1,35,000		4,34,183	8·84
Total	1,86,693	1,61,645	3,48,338	1,53,393	1,45,948	2,99,341	1,68,12,870	2·07	38,70,206	7·73

SPECIAL WORKS DEPARTMENT.

Statement showing the works executed and the cost charged to Revenue Account, etc., during 1918-19.

No.	Description of Works.	Amount of Estimate.	Expenditure during the year.	Expenditure up to 31st March 1919.
		Rs.	Rs.	Rs.
1	Investigating the existing sewers and preventing flooding in Moore Street, George Town ...	5,600	...	5,011
2	Improvement of Kelly's drain in George Town ...	24,310	Cr. 420	23,095
3	Anti-malaria and Storm-water Drainage in Purasawalkam			
	Engineering staff, etc.	25,000	...	21,035
	(*a*) Strahan's Road Scheme	8,745	13	5,996
	(*b*) Brick-kiln Road Scheme, North Portion ...	2,570	...	1,803
	Do. do. South Portion ...	2,600	...	2,509
	(*c*) Decaster's Road	11,230	225	5,583
	(*d*) Main Channel	71,790	25,283	38,143
4	Storm-water Drainage in South Triplicane ...	48,150	23,139	23,484
5	Do. do. in Stringers Street ...	600	12	474
6	Construction of Storm-water drains across the Salt Depot in Wall Tax Road	33,600	3,362	23,145
7	Do. do. in Ice House Road ...	1,730	...	...
8	Do. do. in Egmore	39,550	26,191	26,191
9	Constructing Silt Chambers and fixing Storm-water gully gratings and connecting drain to sewer in six different places	707	540	540
	Total ...	2,76,182	78,345	1,77,009

Special Works Department. **CORPORATION OF MADRAS.** Drainage Section.

NAPIERPARK DRAINAGE AREA.

Statement showing work done up to 31st March 1919 with the value thereof, at Main Drainage Report Estimate Rates and the actual cost incurred.

Page No.	Description of work.	Unit.	Estimated quantity.	Quantity executed.	Sanctioned Estimate Amount.			Value of work done as per Estimates.			Actual cost.			Remarks.
					Rs.	A.	P.	Rs.	A.	P.	Rs.	A.	P.	
1	6-inch Sewers ...	L. ft.	60,160	24,887	1,07,300	0	0	42,071	0	0	32,881	6	10	
2	9 " " ...	"	26,810	15,517	97,700	0	0	51,207	0	0	42,449	3	5	
3	12 " " ...	"	4,060	853	27,400	0	0	4,657	0	0	3,546	10	6	
4	15 " " ...	"	1,570	...	19,100	0	0	...	...	...	...	...	...	
5	18 " " ...	"	3,720	62	62,750	0	0	1,035	0	0	1,345	9	11	
6	21 " " ...	"	1,690	...	41,720	0	0	...	...	...	...	...	...	
7	24 " " ...	"	1,900	...	40,300	0	0	...	...	...	...	...	...	
7	27 " " ...	"	...	...	...	...	...	...	...	...	...	...	...	
8	30 " " ...	"	1,910	...	54,500	0	0	...	...	...	...	...	...	
8	36 " " ...	"	...	...	...	...	...	...	...	...	...	...	...	
9	Manholes ...	Nos.	816	350	97,700	0	0	20,269	0	0	20,269	0	1	
10	Miscellaneous ...	...	...	...	2,02,760	0	0	58,376	0	0	36,834 —1,688	9 3	2 5	Materials on hand.
					7,51,170	0	0	1,88,267	0	0	1,35,638	4	6	
								1,35,628	4	6				
								52,628	11	6	or 28 per cent.			

Savings on Estimate Rs. ...

APPENDIX II—TABLE No. 17.

WORKS DEPARTMENT.

Statement showing the value of Pumping Station Buildings and Plant, as given in the Administration Report for 1917-18, compared with the estimated value on the 31st March 1919.

			Value in Books on 31st March '18.
			Rs.
Royapuram	Buildings ...	...	10,100
	Machinery...	...	85,031
Law College	Buildings ...	...	15,000
	Machinery...	...	60,089
Langs Garden	Buildings ...	...	6,624
	Machinery ...	...	10,325
Napier Park	Buildings ...	...	10,700
	Machinery...	...	16,420
Ice House Road	Buildings ...	...	8,520
	Machinery...	...	11,[illegible]
Mylapore	Buildings ...	...	3,315
	Machinery	...	9,556
DeMellow's Road	Buildings ...	...	3,000
	Machinery	...	11,237
Tondiarpet	A Buildings	...	11,855
	A Machinery	...	17,189
	B Buildings	...	13,590
	B Machinery	...	27,261
	C Buildings	...	11,454
	C Machinery	...	17,200
Night-soil Depot	Buildings ..	...	5,460
	Machinery...	...	1,950
Pycroft's Road	Buildings ...	...	2,500
	Machinery...	...	5,163
Kilpauk	Buildings ...	...	1,51,789
	Machinery...	...	3,05,256
	Elevated Tank	...	1,57,260
	" Masonry Foundation	...	82,895
	Total ...		10,72,655
	Amount to be written off with the sanction of the Standing Committee for loss, wear and tear and depreciation ...	...	1,128
	Total ...		10,71,230
Add value of Buildings and Machinery erected during the year ...			15,887
	Estimated value on 31st March 1919 ...		10,87,117

Works Department.

Cost of Pumping at Pumping Stations.

From April 1918 *to March* 1919.

Name of Pumping Stations.	Retreatam.	Law College.	Langs Garden.	Napier Park.	Ice House Road.	Mylapore.	DeMellows Road.	"A" Pumping Stations.	"B" Pumping Stations.	"C" Pumping Stations.	Kilpauk.
	1	2	3	4	5	6	7	8	9	10	11
TYPE OF MACHINERY.	Worthington triple expansion direct acting Steam Pumps.		Worthington compound direct acting Steam Pumps.		Simple Steam Engines & Centrifugal Pumps.	Oil Engines & Centrifugal Pumps.	Electric Motor & Centrifugal Pumps.	Oil Engines & Centrifugal Pumps.			Worthington triple expansion high duty, direct acting Steam Pumps.
Gallons pumped in millions for 12 months ...	910·74	823·89	161·23	429·05	260·57	93·03	343·44	87·19	469·42	58·39	5391·90
P. H. P. Hours in thousands for 12 months ...	154·35	73·74	50 09	116 28	63·28	21·97	86 09	8·58	53·46	5·35	1776·75
Gallons pumped per minute on an average per month ...	2115 91	655·57	380·70	892·53	560·98	242·51	715·19	402·27	1109·51	392·60	13098·28
Average Head in feet per month ...	28·90	45·21	66·05	53·58	48·01	48·40	49 92	18·81	23·59	19·52	65·13
Average Pump Horse power per month (P. H. P.)	18·43	8 93	6·93	14·48	8·13	3·55	10·80	2·39	7·93	2 20	258·81
Indicated Horse Power (I. H. P....	...	...	...	...	...	...	...	...	...	...	...
P. H. P. at time of taking ...	...	...	...	...	...	...	...	...	...	...	...
P. H. P. / I. H. P. Total efficiency ...	...	...	...	...	...	...	...	...	...	...	...

COST PER PUMP HORSE POWER PER HOUR ON AN AVERAGE PER MONTH.

	Annas.	Annas.	Annas.	Annas.	Annas.	Annas.	Annas.	Annas.	Annas.	Annas.	Annas.
Coal at Rs. 18-8-0 per ton ...	2·17	2·88	4·83	2·41	4·63	...	...	...	...	...	0·70
Liquid fuel at annas 4·1 per gallon.	...	...	...	...	...	3·10	...	0 78	0·59	0·83	...
Electric current at annas 1·5 and 1 6 per unit ...	..	...	...	...	...	...	3·70	...	...	...	...
Stores, oil, waste, etc. ...	0·16	0·22	0·23	0·21	0·39	1·05	0 11	1 67	0 33	2·59	0 07
Wages and overtime of Driving Staff ...	0·59	1·15	1·50	0 60	1·13	2·34	0·43	5·53	1·04	9·05	0·09
Wages and overtime of Repairing Staff and cost of materials ...	1·74	1·04	1·63	0·93	1·97	2·10	0·66	5 68	1·02	10·00	0·20
Supervision and Office Staff, including Office Stationeries License fee, Electric Lights Telephone fees, Sewer Cleaning and Stationeries, &c. ...	0·46	0·44	0·68	0 39	0·64	0·57	0·45	0·76	0·34	1·29	0·06
Total cost per Pump Horse power.	5·12	5·73	8·90	4·51	8·76	9 16	5·38	11·42	3·32	23·74	1·12
Total cost per Pump Horse power for the previous year (from April 1917 to March 1918) ...	3·06	4·67	10·51	4·31	9·77	8·81	3 72	13·02	4·97	22·93	1·06
Total cost per year in rupees ...	43561·10	24575·14	27070·99	32706·55	33861·53	122 2·34	27425 01	7507·97	10641·65	7635·53	121667·63
Total cost for previous year in rupees (from April 1917 to March 1918).	32090·49	24713·11	24865 03	27047·59	29387·20	14879 81	7965 79	6068·17	8323·28	5771·69	109821 01

Total cost of Pumping for the year for the above Sewage Pumping Stations	Rs. 2,27,1 1·81
Add to this the total cost for Veperv, Sewage Farm and Pycrofts Road Pumping Stations including the stock coal at the end of 31st March 1919	„ 20,000·19
	2,47,192·00
Total cost of Pumping for the year for the Waterworks Pumping Station	„ 1,21,667 63
Deduct difference of allowance paid to the Engineer	„ 200 00
	1,21,467 63
Add to this the total cost for the value of coal slack at coal rate and the stock coal at the Pumping Stations	„ 8,024·37
	1,29,492·00
Deduct sale amount of slack credited to Kilpauk Pumping Station during 1918-19	„ 2,180·00
	1,27,312 ·00

TABLE No. 19

Table showing sizes and length of water pipes laid during the year 1918-19.

Divisions.	2½"	2"	1"	¾"
	ft.	ft.	ft.	ft.
1 to 3 ...	...	305	...	...
8 & 9 ...	...	82½	...	...
10 & 11 ...	...	270	25	55
16 & 17	...	...	300	...
18 & 15-A	350	...	...	580
Total ...	350	657½	325	635

TABLE No. 20.

Reforming roads during 1918-19.

Thickness.	Blue Granite. Squares.	Miles.	Fur.	Yds.	Velacheri Granite. Squares.	Miles.	Fur.	Yds.	Laterite. Squares.	Miles.	Fur.	Yds.	Gravel. Squares.	Miles.	Fur.	Yds.	Remarks.
1 or 12" ...	...	...	...	...	...	...	...	...	...	...	...	...	...	...	...	...	
6" ...	272	0	1	68	472	0	3	130	5c	0	0	83	...	...	...	...	
5" ...	465	0	3	33	...	...	...	...	1,612	2	0	20	...	...	...	...	
4" ...	1,150	0	7	78	3,175	3	0	184	1,002	1	1	76	...	...	...	...	
3" ...	20,085	0	1	70	1,193	1	1	120	8,621	9	3	112	...	...	...	...	
2" ...	4,370	2	4	140	169	0	1	103	1,189	0	5	59	94	0	1	55	
Total ...	26,342	13	1	164	5,002	4	7	97	12,504	13	1	130	94	0	1	55	

Grand Total as on 31st March 1919.

TABLE No. 21.

Table showing the monthly rainfall and water level in the Red Hills Lake in '18-19.

Month and year.	Rainfall in inches.	Average level of the Lake.	Remarks.
April 1918 ...	...	44·23	These figures are according to the Government P. W. D. datum.
May ,, ...	4·57	42·79	
June ,, ...	2·36	42·60	
July ,, ...	0·84	41·91	
August ,, ...	1·52	40·89	
September ,, ...	3·13	39·75	
October ,, ...	0·33	38·51	
November ,, ...	37·24	43·03	
December ,, ...	3·03	44·73	
January 1919 ...	0·71	44·21	
February ,, ...	...	43·29	
March ,, ...	0·50	42·78	

TABLE No. 22.

Statement showing the quantity of water used for non-domestic purposes and billed for during the year 1918-19 and the total collections of the year.

Period.	Quantity of water used during the year.	Bills issued during the year.			Amount collected during the year.		
	Gallons.	Rs.	A.	P.	Rs.	A.	P.
March 1918 ...	16,133,166	12,099	14	0			
April ,, ...	18,472,333	13,854	4	0			
May ,, ...	19,568,222	14,676	2	8			
June ,, ..	16,698,000	12,523	8	0			
July ,, ...	20,360,972	15,270	11	8			
August ,, ...	18,559,111	13,919	5	4			
September ,, ...	16,654,250	12,490	11	0			
October ,, ...	22,261,750	22,261	12	0			
November ,, ...	14,853,625	14,853	10	0			
December ,, ...	15,166,438	15,166	7	0			
January 1919 ...	19,531,375	19,531	6	0			
February ,, ...	23,998,250	23,998	4	0			
Water supplied for building purposes and charged for, when plans were submitted ...	2,809,000	2,809	0	0			
Total ...	225,066,492	1,93,454	15	8	2,01,651	5	2
Deduct remissions and refunds.	135,792	135	12	8			
Balance ...	224,930,700	1,93,319	3	0	2,01,651	5	2*
Total for 1917-18 ...	185,885,080	1,39,413	13	0	1,47,121	4	0

* Includes arrears of previous years collected during the year

TABLE No. 23.

Total of License fees recovered and the number of applications or cases dealt with during the year 1918-19.

Total No. of applications or cases dealt with.	Number refused or undisposed.	Number sanctioned.	Purpose.	License fee. Rs.	A.	P.
24	...	24	Aerated Water and Ice Factories ...	2,400	0	0
266	...	266	Bakehouses ...	2,200	0	0
1	...	1	Blasting powder ...	50	0	0
2	...	2	Bones ...	100	0	0
26	...	26	Brick-kilns ...	195	0	0
3,879	430	3,449	Construction or reconstruction of buildings and huts ...	6,384	0	0
209	1	208	Breaking and hammering iron and manufacturing vessels out of iron. ...	2,090	0	0
253	...	253	Beating metals or manufacturing vessels, utensils, etc., with sheet metals ...	506	0	0
48	...	48	Candles ...	240	0	0
2	...	2	Carpet factories ...	4	0	0
15	...	15	Cart-stands ...	502	8	0
72	...	72	Casting metals ...	470	0	0
1	...	1	Cat gut ...	15	0	0
791	3	788	Cattle yards ...	5,141	8	0
100	...	100	Charcoal, coal or coke ...	2,327	0	0
17	...	17	Chemicals ...	425	0	0
55	...	55	Cloths manufacture in Indigo or other colours ...	1,334	0	0
3	...	3	Cocoanut fibre ...	15	0	0
17	...	17	Condiment factories ...	170	0	0
9	...	9	Cotton ...	175	0	0
70	...	70	Debentures registration ...	70	0	0
5	...	5	Dynamite ...	250	0	0
9	...	9	Erection of steam boilers ...	900	0	0
			Carried over ...	25,964	0	0
5,874	434	5,440				

Total No. of applications or cases dealt with.	Number refused or undisposed.	Number sanctioned.	Purpose.	License fee. Rs.	A.	P.
5,874	434	5,440	Brought forward ...	25,964	0	0
1,013	1	1,012	Firewood ...	3,548	0	0
41	...	41	Fireworks ...	263	0	0
12	...	12	Fish ...	36	0	0
59	...	59	Flour ...	295	0	0
3	...	3	Fulminate of mercury ...	150	0	0
3	...	3	Gas ...	150	0	0
61	1	60	Gilding and electroplating ...	305	0	0
87	...	87	Grave diggers ...	87	0	0
9	...	9	Gunpowder ...	900	0	0
187	...	187	Hack stables ...	703	0	0
1	...	1	Hair ...	50	0	0
16	...	16	Do (souri) ...	80	0	0
2	...	2	Horns ...	100	0	0
8	...	8	Iron safe manufacturing ...	200	0	0
33	...	33	Lime ...	820	0	0
41	...	41	Markets ...	3,675	0	0
480	...	480	Matches ...	1,516	0	0
38	...	38	Meat stalls ...	190	0	0
2	...	2	Nitro glycerine ...	100	0	0
685	1	684	Obstruction, scaffolding, etc., under sections 252 and 253 ...	1,687	8	0
121	...	121	Oil petroleum under Municipal Act ...	945	0	0
109	9	100	Do under Petroleum Act ...	2,856	0	0
116	...	116	Oil mills and presses ...	1,675	0	0
118	...	118	Oil storing ...	1,317	8	0
13	...	13	Oil boiling ...	65	0	0
2	...	2	Offal ...	100	0	0
4	...	4	Oil cloth ...	20	0	0
654	...	654	Paddy boiling ...	702	0	0
9,792	446	9,346	Carried over ...	48,500	0	0

65

Total No. of applications or cases dealt with.	Number refused or undisposed.	Number sanctioned.	Purpose.	License fee. Rs.	A.	P.
9,792	446	9,346	Brought forward ...	48,500	0	0
7,454	44	7,410	Pandals ...	14,251	0	0
1	...	1	Paper factory ...	5	0	0
9	...	9	Pitch ...	225	0	0
39	...	39	Plumbers' licenses ...	390	0	0
46	...	46	Pottery kilns ...	230	0	0
2	...	2	Rags ...	10	0	0
187	1	186	Skins, hides and leather ...	6,550	0	0
3	...	3	Soap manufacture ...	150	0	0
27	...	27	Spirits and turpentine ...	675	0	0
98	...	98	Straw, dry leaves, etc. ...	560	0	0
5	...	5	Sulphur ...	125	0	0
4,089	2	4,087	Sunshades ...	6,732	0	0
7	5	2	Swine ...	21	0	0
17	...	17	Tar ...	425	0	0
171	...	171	Timber, bamboos, palmyra rafters, etc. ...	5,025	0	0
1	...	1	Wool ...	50	0	0
497	2	495	Washing soiled clothes ...	Free.		
457	...	457	Butchers' licenses under Sections 342 and 350 ...	Free.		
528	...	528	Arrear collections ...	1,628	0	0
61	56	5	Advance collections ...	929	8	0
				86,451	8	0
23,491	556	22,935	Less the amount refunded ...	1,179	4	0
			Total ...	*85,272	4	0
			Total of fees collected under "Licenses, Registration, etc.," including private markets and cart-stands.			
			During the year 1917-18 ...	82,405	8	0
			Do. 1916-17 ...	78,671	12	0
			Do. 1915-16 ...	72,284	8	0

* Includes fees for cartstands and Private markets *viz.*, Rs. 4,370.

TABLE No. 24.

People's Park.—Statement of Receipts and Disbursements for the year 1918-19.

Disbursements.	Amount.			Receipts.	Amount.		
	RS.	A.	P.		RS.	A.	P.
Establishment	6,602	15	1	Sale proceeds of hay and grass...	998	11	7
Allowance	...	...	...				
	6,602	15	1	Payment by contractor for menagerie collections	7,457	15	1
Labour.							
Gardeners, &c.	3790	1	1				
Cost of food for animals ...	51	0	0				
Feeding animals and birds ...	13,936	1	11	Miscellaneous	2,721	10	3
Purchasing animals and birds ...	1,121	0	0				
					11,178	4	11
Other charges.							
				Government grant for the upkeep of the zoological collections	2,000	0	0
Clothing for sergeants and peons	232	6	0				
Weeding and cutting grass ...	994	3	9				
Sundries, &c.	376	5	6				
Repairing gravel walks ...	8	5	9				
Do. bandstand, seats ...	288	15	11				
Do. lamp posts ...	...	...	...				
Purchasing tubs, manure, &c. ...	441	15	1				
Improving and covering foliage shed ...	903	0	4				
Constructing masonry stands ...	185	15	6				
General repairs to cages ...	2,121	2	7				
Stationery	47	12	2				
Printing	6	0	0	Met from the Corporation funds...	19,154	4	0
Advertisement	18	12	0				
Fees for band playing... ...	1,115	0	0				
	25,638	1	7				
Tools and plant	91	8	3				
Total ...	32,332	8	11	Total ...	32,332	8	11

TABLE No. 25.

Napier Park.—Statement of Receipts and Disbursements for the year 1918-19.

Disbursements.	Amount.			Receipts.	Amount.		
	RS.	A.	P.		RS.	A.	P.
Establishment	763	7	10	Sale of hay and grass ...	...	...	...
Allowance	...	...	...	Miscellaneous	103	13	5
	763	7	10				
Labour.							
Gardeners, &c.	651	10	5				
Clothing for peons	72	14	0				
Contingencies	407	3	2				
	1,131	11	7	Met from the Corporation funds...	1,791	6	0
Tools and plant ...	...	...	...				
Total ...	1,895	3	5	Total ...	1,895	3	5

TABLE No. 26.

Robinson Park.—Statement of Receipts and Disbursements for the year 1918-19.

Disbursements.	Amount.			Receipts.	Amount.		
	RS.	A.	P.		RS.	A.	P.
Establishment	1,460	8	6	Sale of grass, etc. ...	595	13	0
Labour.							
Gardeners, Engine Driver and Lascar	3,280	13	2				
Oil for lighting	49	2	2				
Clothing for peons ...	71	8	0				
Purchasing wire fencing, repairing hand carts, etc.... ...	291	0	1				
Renewing coir matting ...	258	12	4				
Repairing lamp posts and lanterns and purchasing chimneys.	...	...	...				
Purchasing tubs, manure, &c. ...	701	2	10				
Fees for playing band... ...	660	0	0				
Repairing and painting seats ...	...	...	...				
Extending Foliage shed ...	442	11	6				
Wooden Foliage shed ...	52	15	10				
Do. Bower	52	11	9				
Repairing and varnishing office furniture	15	12	0				
Stationery	16	0	6				
Printing	18	2	9				
Fuel, etc., for oil engine ...	321	0	10				
	5,851	13	3	Met from the Corporation Funds	6,747	8	9
Tools and plant ...	51	6	0	Total ...	7,343	5	9
Total ...	7,343	5	9				

TABLE No. 27.

Loane Square.—Statement of Receipts and Disbursements for the year 1918-19.

Disbursements.	Amount.			Receipts.	Amount.		
	RS.	A.	P.		RS.	A.	P.
Allowance	...	...	...	Met from the Corporation Funds.	1,806	2	4
Labour.							
Wages of gardeners, etc. ...	230	2	1				
Purchasing tubs ...	...	...	...				
Painting railing gates and white washing	196	0	3				
Fees for band playing ...	1,380	0	0				
	1,806	2	4				
Tools and plant	...	...	...				
Total ...	1,806	2	4	Total ...	1,806	2	

TABLE No. 28.

Sivagnanam Park.-Statement of Receipts and Disbursements for the year 1918-19.

Disbursements	Amount.			Receipts.	Amount.		
	RS.	A.	P.		RS.	A.	P.
Labour.				Sale of grass ...	3	8	0
Gardeners, &c.	538	11	3	Met from the Corporation funds.	540	11	3
Tools and plant ...	5	8	0				
	544	3	3	Total ...	544	3	3

TABLE No. 29.

CORPORATION WORKSHOPS.

Statement showing the number and cost of works executed during 1918-19.

Particulars.	Number.	Cost.		
		Rs.	A.	P.
I. Departmental Works	4,955	2,38,169	12	1
II. Private Works	210	6,805	14	9
III. Foreign or Works under Advances Recoverable ...	84	1,422	14	9
Total ...	5,249	2,46,398	9	7
New Works 948				
Repairs 4,301				

TABLE No. 30.

CORPORATION WORKSHOPS.

Statement showing the number and description of carts, buckets, etc., manufactured during 1918-19.

Description.	No.
Single bullock night-soil carts	20
Barrel carts	3
Wooden box carts	6
Iron bucket hand carts	14
Night-soil pails	64
Do. pans	48
Wrought iron meter doors	61
Cast-iron stop cock covers	470
Do. Hydrant covers	28
Do. electric glow lamp posts	350
Tin watering cans	175
Wrought iron tippers	20
Cast-iron tipper covers	9
Do. gratings	162
Wooden rat traps	402
Cast-iron fire bars	442
Do. Switch boxes	150
Do. tee joint boxes	100
Wrought iron brackets	150

TABLE No. 31.

CORPORATION WORKSHOPS.

Statement of new machinery purchased during 1918-19.

Description of Machine.	No.	Value.
Nil	*Nil*	*Nil*

TABLE No. 32.

CORPORATION WORKSHOPS.

Statement showing the estimates amounting to Rs. 1,000 and above executed during 1918-19.

No.	Particulars.	Amount of the Estimate.	Expenditure.
		Rs.	Rs.
1	Manufacturing 4 new cast-iron plungers dia 23½" 8 new G. M. pump barrels to suit cast-iron plungers as per sketch, 4 new steel main pump and high pressure-steam cylinder piston rods, 8 steel rods for condensor air pump for No. 1and 2 Worthington Pump of Rayapuram Pumping Station.	2,600	2,308
2	Manufacturing 200 cast-iron Tee joint boxes for street electric lighting	1,170	1,142
3	Manufacturing 12 wrought-iron tippers for Drainage Superintendent	1,104	973
4	Manufacturing and supplying 100 cast-iron electric glow lamp posts, ladder arms, and wrought-iron brackets and water tight doors for street electric lighting and 17 wrought-iron keys for doors, etc.	11,913	11,031
5	Manufacturing and supplying 20 single bullock night-soil carts with supply and transport wheels	9,760	9,456
6	Manufacturing and supplying 200 cast-iron electric glow lamp posts, ladder arms and wrought-iron brackets and water tight doors for street lighting and 34 wrought-iron keys, etc.	25,025	19,349
7	Manufacturing and supplying 150 cast-iron switch boxes with cast-iron bifurcating boxes, 150 wrought iron sockets with galvanized pipe and 150 brass nipples including checknuts and leather washers, etc.	3,653	3,539
8	Manufacturing 2 new cast-iron pump barrels and 2 G. M. bushes for the same as spare	1,080	852
9	Manufacturing 50 new G. M. flap seats with iron dogs and set screws, ⅜" complete, thickness of flap ⅜" for Napier Park Pumping Station	1,545	1,533
10	Manufacturing and supplying 3 sand washers and providing cast-iron 4" pipe, flanges and cross in place of galvanized one. etc.	2,330	2,087
11	Manufacturing and supplying the following tin tickets, etc., for the second half-year 1918-19 as per instruction, (*a*) 5,800 tin plates for carts, (*b*) 100 tin plates, (*c*) 950 tin tickets for hackney carriages, (*d*) 850 tin tickets for rickshaws, (*e*) 2,400 discs for bicycles, (*f*) 600 discs for bicycles ...	1,020	943
12	Manufacturing and repairing the following for No. 2 Worthington Pump Engines for Rayapuram Pumping Station. Taking a slight cut in 18 steel pins and fixing 18 new G. M. bushes to cornish valve motion, (2) Taking a slight cut in feed pump seatings, etc.	1,730	1,674
13	Manufacturing and supplying 12 iron frames for detachable screen for filter inlets of the filter beds and 12 iron guides, etc.	3,960	3,663
14	Providing iron works such as—1 wrought-iron chimney without base plate, 6 wrought-iron Boiling trays, 6 wrought-iron ash doors and 1 expanded metal gate (expanded metal will be supplied by contractors in connection with the contract for constructing gram boiler with cooling trough).	2,830	2,582
15	Manufacturing and supplying 7 detachable screens consisting of 12 iron frames for filter inlets of the filter beds and 12 iron guides for each screen and supplying 3 spare shutters.	4,700	3,493
16	Manufacturing and supplying 1,000 street lamp-lanterns for replacing unserviceable lamps in Divisions	7,950	3,733
17	Manufacturing and supplying physical apparatus (*viz.*),(I) composite piece of apparatus, consisting of one climbing rope, 3 swings, etc., a pair of flying rings and combined vaulting and horizantal bars, (II) a set of six see-saws, (III) a giant stride with handle, (IV) posts for Badminton courts, for the use of Corporation community play-ground	1,500	796

Statement No. 1. showing the progress or otherwise of the strength and attendance of the Corporation schools during the years 1917-18 and 1918-19.

Serial No.	Name of School.	No. of pupils on rolls.				Average daily attendance of pupils.				No. of pupils from backward classes attending the schools on 31st March 1919.
		On 31st March 1918.		On 31st March 1919.		1917-18.		1918-19.		
		Boys.	Girls.	Boys.	Girls.	Boys.	Girls.	Boys.	Girls.	
1	Sanjeeverayenpet ...	146	8	189	13	114	4	130	7	68
2	Malayapperi Street...	136	23	229	33	66	10	106	14	153
3	Korukupet	121	2	165	6	83	2	90	2	68
4	Angappa Naick St...	112	8	117	10	73	4	70	5	57
5	Salavinnayagarkoil St.	94	18	131	46	70	16	76	15	173
6	Vasapmode ...	68	37	78	42	53	1	30	18	76
7	Cemetery Road ...	138	35	144	38	109	25	92	26	87
8	Vallabha Agraharam.	151	25	183	17	125	27	155	12	34
9	Chetput ...	166	34	128	28	103	24	77	11	140
10	Periamet ..	113	31	135	45	82	23	83	28	148
11	Chintadripet ...	153	25	140	25	124	25	99	16	85
12	Purasawalkam ...	149	3	187	1	109	3	135	1	82
13	Mylapore ...	143	22	170	16	97	12	102	9	144
14	Nungambakkam ...	146	48	170	32	111	36	153	28	100
15	Goyatope	154	31	182	38	114	21	113	17	131
16	Thousand Lights ...	81	11	147	33	49	6	64	10	157
17	Venkatrangam Pillai Street ...	111	39	123	52	82	28	74	22	128
18	Bell's Road ...	145	46	175	67	114	40	115	39	80
19	Choolai ...	201	17	225	33	134	12	143	14	140
20	Triplicane High Road	133	10	144	16	79	7	96	7	106
21	Royapettah ...	161	12	186	17	80	5	117	9	117
22	Edapalayam ...	...	...	101	46	...	...	83	39	103
23	Royapuram ...	...	...	9	1	...	...	9	1	2
24	Teynampet ...	...	...	46	5	...	...	46	5	46
	Total ...	2,822	480	3,504	658	1,971	331	2,258	355	2,425

Statement No 2. relating to general statistics in Educational institutions in the area under the control of the Corporation of Madras.

Institutions.	1917-1918. Number of Schools.	1917-1918. Number of pupils on 31st March. Boys.	1917-1918. Number of pupils on 31st March. Girls.	1918-1919. Number of Schools.	1918-1919. Number of pupils on 31st March. Boys.	1918-1919. Number of pupils on 31st March. Girls.	Remarks.
Elementary Schools for Boys.							
Municipal ...	21	2,822	480	24	3,504	658	
Aided from Municipal Funds ...	...	...	...	...	...	...	
Others—							
(1) Recognised ...	200	16 537	2,966	234	17,987	3,108	
(2) Unrecognised ...	77	2,947	216	69	2,379	95	
Total ...	298	22,306	3,662	327	23,870	3,861	
Elementary Schools for Girls.							
Municipal ...	...	..	...	...	...	...	
Aided from Municipal Funds ...	...	...	...	...	...	...	
Others—							
(1) Recognised ...	59	815	7,929	58	797	7,587	
(2) Unrecognised ...	3	...	250	2	...	360	
Total ...	62	815	8,179	60	797	7,947	

Statement No. 3. giving particulars as to the qualifications of the teaching staff employed in institutions maintained or aided from Municipal Funds (Corporation of Madras).

Class of Institutions.	Number of teachers employed.	Number possessing professional certificates.	Number possessing general educational certificates only.	Number entirely uncertificated.	Remarks.
Elementary Schools for Boys.					
Maintained by the Corporation. Males ...	136	130	(a) 5	(b) 1	(a) Two of these underwent training and have appeared for the written tests held in March 1919. The other three are teachers of aided schools taken over by the Corporation.
Maintained by the Corporation. Females ...	...	...	...	...	
Aided by the Corporation. Males ...	...	...	...	...	
Aided by the Corporation. Females ...	...	...	...	...	
Maintained by Government and aided from Provincial Funds.	...	..	...	...	
Males ...	738	384	315	39	
Females ...	29	11	16	2	
Total ...	874 29	514 11	320 16	40 2	(b) A teacher of an aided school taken over by the Corporation.
Elementary Schools for Girls.					
Maintained by the Corporation ...	...	...	...	...	
Aided by the Corporation ..	...	...	...	...	
Maintained by Government and aided from Provincial Funds.	...	...	...	...	
Males ...	16	11	5	...	
Females ...	380	280	89	11	

89

Statement No. 4. showing the receipts and charges on account of Education during the year 1918-19.

(Each cell gives Rs. A. P.)

No.	Name of School.	Receipts.	Charges for the maintenance of schools. Establishment.	Allowances.	Labour.	Other expenses.	Total.	New works and repairs to buildings, etc. New works	Repairs.	Total.	Grand Total.
1	Corporation Model School at Chetput ...	1 3 6	1,905 1 10	...	76 8 9	267 1 11	2,269 7 6	...	...	...	2,269 7 6
2	Do. Vallaba Agraharam ...	18 14 6	1,919 15 6	...	75 15 6	164 1 9	2,130 0 9	...	...	...	2,130 0 9
3	Do. Periamet ...	2 9 6	1,967 15 11	...	76 8 9	220 5 11	2,264 14 7	...	...	...	2,264 14 7
4	Do. Purasawalkam ...	9 0 6	1,979 9 4	...	76 8 9	353 5 7	2,409 7 8	...	...	...	2,409 7 8
5	Do. Chintadripet ...	8 7 0	1,977 12 1	...	75 5 11	365 4 7	2,418 6 7	...	...	...	2,418 6 7
6	Do. Mylapore ...	4 0 6	1,913 8 0	...	76 8 9	359 9 7	2,379 10 4	...	...	...	2,379 10 4
7	Do. Nungambakkam ...	9 5 6	1,961 11 1	...	54 0 9	193 9 10	2,209 5 8	...	...	...	2,209 5 8
8	Do. Goyatope ...	7 15 0	1,961 15 5	...	75 2 8	197 6 8	2,234 8 4	...	...	...	2,234 8 4
9	Do. Thousand Lights ...	0 11 6	1,914 15 6	...	73 0 0	230 12 9	2,248 12 3	...	...	...	2,248 12 3
10	Do. Venkatarangam Pillai Street ...	3 4 6	1,966 4 9	...	76 8 9	180 2 0	2,222 15 6	...	...	...	2,222 15 6
11	Do. Bells Road ...	13 4 0	1,921 0 1	...	76 8 9	126 5 9	2,123 14 7	...	...	...	2,123 14 7
12	Do Choolai ...	7 5 0	1,953 4 3	...	76 8 9	247 4 4	2,277 1 4	...	131 0 0	131 0 0	2,408 1 4
13	Do. Royapettah ...	5 5 0	1,873 0 4	...	76 8 9	266 4 4	2,215 13 5	...	...	...	2,215 13 5
14	Do. Triplicane High Road ...	...	1,677 10 10	...	72 5 1	311 14 5	2,261 14 4	...	239 0 0	239 0 0	2,500 14 4
15	Do. Teynampet ...	...	...	...	...	8 13 4	8 15 4	...	646 0 0	646 0 0	654 15 4
16	Do. Sanjeevirayanpet ...	14 1 0	1,982 2 0	...	76 8 9	139 2 2	2,147 12 11	...	...	...	2,147 12 11
17	Do. Malayappan Street ...	6 8 6	1,962 4 9	...	81 6 2	325 13 4	2,369 8 3	...	...	...	2,369 8 3
18	Do. Korukkupet ...	...	1,960 8 5	...	76 8 9	112 4 0	2,119 5 2	...	17 0 0	17 0 0	2,166 5 2
19	Do. Salai Vinayagar Koil Street ...	3 15 0	1,921 3 8	...	76 8 9	146 12 7	2,147 9 0	...	562 0 0	562 0 0	2,709 9 0
20	Do. Angappa Naick Street ...	...	1,961 2 0	...	76 8 9	139 5 11	2,177 0 8	...	...	...	2,177 0 8
21	Do. Vasapmode ...	0 8 0	1,881 4 8	...	75 6 3	241 11 3	2,198 6 2	...	...	...	2,198 6 2
22	Do. Cemetry Road ...	...	2,691 7 10	...	76 8 9	302 14 5	2,380 15 0	...	...	...	2,380 15 0
23	Do. Edapalayam ...	...	171 0 10	...	7 7 2	1,661 0 6	1,842 8 6	5,438 0 0	...	5,438 0 0	7,280 8 6
24	Do. Royapuram ...	...	...	...	...	34 9 4	31 9 4	...	...	...	34 9 4
25	Model School at Tiruvottiyur High Road ...	...	...	...	...	...	...	1,224 0 0	...	1,224 0 0	1 224 0 0
26	Do. at Obrapalayam ...	...	...	...	...	...	...	2,020 0 0	...	2,020 0 0	2,020 0 0
27	Superintendent of Corporation Schools ...	...	705 10 4	30 0 0	...	...	735 10 4	...	...	...	735 10 4
28	Purchase of Journals, etc. ...	...	...	...	...	53 8 0	53 8 0	...	...	...	53 8 0
29	Corporation Community Play-ground at Egmore ...	...	...	...	...	1,854 5 1	1,854 5 1	...	...	...	1,854 5 1
30	Annie Besant Free School, Krishnampet...	...	...	...	...	...	...	...	910 0 0	910 0 0	910 0 0
	Total ...	115 2 6	41,687 4 5	30 0 0	1,585 3 3	8,463 12 11	51,766 4 7	8,682 0 0	2,505 0 0	11,187 0 0	62,953 4 7
	Training grants for teachers undergoing training in the Government Training School, Triplicane ...	...	...	...	...	...	1,278 6 1	...	...	...	...
	Stipends to clerks undergoing training in the Corporation Workshop in mechanical work ...	...	...	...	...	...	117 5 2	...	...	...	...

APPENDIX IV.

To

THE PRESIDENT

Corporation of Madras.

MADRAS.

ANNUAL REPORT OF ROYAPETTAH HOSPITAL FOR THE YEAR 1918-1919.

Accommodation.—The hospital accommodates 76 patients, 68 beds for Indians, and 8 beds for Europeans and Eurasians.

Patients treated.—There were 3,370 in-patients, 57,251 out-patients, the corresponding number of last year were 2,815 in-patients and 58,652 out-patients, respectively an increase of 555 in-patients and decrease of 1,401 out-patients.

Operations.—A total number of 3,633 were performed during the year, 1,264 in in-patients in hospital and 2,369 in out-patients dispensary.

Amount of Recoveries.—The amount recovered from the patients treated in special ward was Rs. 346-8-0.

Establishment.—Three hands are short (*i.e.*) one Sub-Assistant Surgeon and two European nurses.

Epidemics.—Influenza.

Inspections and remarks by visitors.—Went round the hospital this morning with Dr. Ganapathy Iyer. The place is kept in very good condition and no complaints from the patients.

(Sd). G. NARAYANASWAMY CHETTY,
Municipal Commissioner,
18th June 1918.

General Remarks.—None of importance.

ROYAPETTAH HOSPITAL,
3rd July 1919.

C. DONOVAN, LT.-COL., M.D., I.M.S.,
Surgeon 4th District.

CONCISE ANNUAL REPORT OF THE CHINTADRIPET DISPENSARY FOR THE YEAR-1918-19.

(1) *Accommodation* is sufficient, but the ventilation in the female dressing room requires improvement.

(2) *Admission.*—The total number of patients treated and the daily average attendance were 32,157 and 221·88 as against 34,113 and 235·44 of the previous year. The number of operations performed was 1,452 as against 1,556 of last year. A statement showing the classes of diseases treated is attached.

(3) The dispensary was inspected by the Surgeon, 3rd District.

(4) *Establishment.*—During the year under report peon Govindarajalu resigned from 14th January 1918 and peon Lakshmyya was appointed in his place. Peon Swami was removed from service from 5th February 1919 and one Veerasamy was appointed in his place.

(5) *Finance.*—The total cost of maintaining the dispensary rose from 4,524-3-9 the expenses for the previous year to Rs. 5,618-7-8 being the expenditure during 1918-19. Thus there is a difference of Rs. 1,094-3-11.

The variations are explained under the following headings :—

(*a*) *Establishment.*—The expenditure under this head was Rs. 2,853-0-1 as against Rs. 2,336-9-8 in the previous year.

The Sub-Assistant Surgeon's scale of pay was raised with the result that the Sub-Assistant Surgeon in charge of the dispensary who was getting Rs. 55 had an increment of Rs. 15 per mensem. The compounders were getting at the beginning of the year Rs. 15 and on account of the increments which they got during the year in the scale of their pay and allowances, they began to get Rs. 20-8-0 each before the end of the year.

The nurse was getting Rs. 16 at the beginning of the year and owing to revision in the scale of her pay and allowances, she got Rs. 16-8-0 in May 1918, Rs. 17-8-0 in June 1918, Rs. 25-8-0 in November and in January 1919 she got Rs. 26 per mensem. Thus there is a clear difference of Rs. 10 between what she was getting at the beginning of the year and what she got towards January 1919. The ayah was getting Rs. 8 at the beginning and by occasional increments she began to get Rs. 12 towards the end of the year. The male ward attendant was getting Rs. 11 at the beginning of the year and towards the end of the year he got Rs. 17. The peons were getting Rs. 9 at the beginning of the year and towards the end of the year they got Rs. 14 each. Thus it will be seen that each one of the establishment got more pay and allowances during the year under report. This explains the difference of Rs. 516-6-5 under the heading "Establishment."

(*b*) *European medicines,*—The cost of this was Rs. 1,775-11-0 as against Rs. 1,519-9-0 of the previous year. The difference of Rs. 256-2-0 might be due to the increased cost of European medicines owing to war condition.

(*c*) *Bazaar Medicines.*—There was only Rs. 3-5-0 expenditure under this heading.

(*d*) *Miscellaneous charges.*—These amount to Rs. 841-15-10 as against Rs. 668-1-1. There is a difference of Rs. 173-14-9 under this heading. This is due to the rise in the rates of articles supplied by the contractors.

(*e*) *Building and Repairs.*—There has been an expenditure of Rs. 144-7-9 under this heading as against nil last year.

(*f*) *General remarks.*—The dispensary requires much improvement especially with reference to ventilation. The building is very badly lighted and

much difficulty is experienced during cloudy and rainy days as 2 candle lights are hardly sufficient. The building therefore requires electric lights at a very early date.

E. VIJAYAM,
Sub-Assistant Surgeon,
10th June 1919.

CONCISE ANNUAL REPORT ON THE WORKING OF THE WASHERMANPET DISPENSARY FOR THE OFFICIAL YEAR 1918-19.

1. *Accommodation.*—Not sufficient to meet with the requirements of the large number of patients resorting to treatment.

2. *The Surgeon.*, 1st District, Madras, inspected the dispensary almost every week. The dispensary was also inspected by the Surgeon General with the Government of Madras in company with the President, Corporation of Madras, during the past epidemic of influenza.

3. *Number of patients treated as compared with that of the previous year.*—The total number of patients treated during the year was 30,185 with a daily average of 212·82 as against 27,449 and 189·13 respectively of the previous year.

Total number treated and the daily average as well were both on the increase during the year.

303 patients were treated on the 1st of October 1918 the maximum number which attended the dispensary on any one day during the year.

4. (*a*) The most common diseases treated in the order of frequency were :—

(1) Other diseases of the skin	4,961
(2) All other diseases of the digestive system ...	3,009
(3) Diseases of the ear	2,443
(4) All other general diseases	2,436
(5) All other diseases of the respiratory system ...	2,318
(6) Malaria for 1917-18	2,811
„ for 1916-17	3,269
„ for 1915-16	4,821

(*b*) Epidemics :

Influenza which played a good deal of havoc was in a pandemic form from the beginning of June to the middle of December 1918, 1457 cases being treated. Cholera, small-pox and measles were in a sporadic form. Malaria was on the decrease during the year.

5. The total number of operations performed during the year was 1319 against 1008 of the previous year.

6. *Establishment.*—Consists of a Sub-Assistant Surgeon, 2 compounders, 2 surgical attendants, one male and one female, a peon and a sweeper. The employment of a writer preferably a compounder to cope with the work of the large number of patients attending, is, I find, necessary.

8. *Work done by the Midwife.*—Midwife Adinarayana who was on duty from 1st of April to 11th of October 1918, and since dismissed from service, conducted 159 out-door labour cases against 318 of the previous year. The Sub-Assistant Surgeon conducted 2 difficult labour cases necessitating the use of forceps thus making a total of 161.

WASHERMANPET DISPENSARY,
9th June 1919.

R. RAMANJULU,
Sub-Assistant Surgeon in-charge.

Remarks of the Surgeon.—Nil.

MADRAS,
11th June 1919.

H. S. HALGE, L. M. & S.,
Ag. Surgeon 1st District.

CONCISE REPORT OF THE BAULIAH NAIDU DISPENSARY, VEPERY, FOR THE YEAR 1918-19.

The dispensary is situated in a central place quite convenient to the residents of Pursawalkam, Vepery, Choolai and Kilpauk and even those residing in far away places such as Otary, Perambur, Egmore, New Town, Nungambakam, Chetput and Pudupet resort to the dispensary.

Establishment.—consists of the following staff :—

One senior sub-assistant surgeon.
One junior do. do.
Three compounders.
One nurse and midwife.
One male ward attendant.
One female ward attendant.
Four peons.
One sweeper.

The total admissions of the out-patients treated during the year was 45,849 against 48,576 in the previous year. *The daily average* attendance of patients was 252·86 against 282·87. The fall in attendance is due to the two Ayurvedic dispensaries at Choolai and at Vepery, at close proximity to the dispensary.

1,639 *minor operations* were performed during the year against 2,010 in the previous year.

The maximum number of patients treated in any one day was 364 on 6th July 1918.

There was a remarkable fall under malaria and other fevers during the past 3 years as shown below, but an unexpected increase in the number of fever cases in 1918 is due to influenza:—

Year.	*Malaria.*	*Other fever.*	*Totals.*
1915-16	3,274	2,448	5,722
1916-17	1,947	3,550	5,497
1917-18	1,750	3,151	4,901
1918-19	961	5,273	6,234

The midwife has conducted 84 cases of labour during the year.

Concise financial statement showing the variations as compared with the statistics of the previous year.—

		1917-18.			1918-19.		
		Rs.	A.	P.	Rs.	A.	P.
Establishment ...	...	3,665	0	7	4,588	13	1
European medicines	...	3,049	14	0	1,980	6	0
Bazaar medicines	...	2	13	6	2	3	6
Repairs to buildings	...	624	7	9	292	10	8
Miscellaneous charges	...	963	9	1	1,202	12	9
		8,305	12	11	8,066	14	0

Establishment.—The increase is due to the enhanced pay of Sub-Assistant Surgeons and allowances given to staff.

European medicines.—There is a decrease of Rs. 1,069-8-0 during the year.

Miscellaneous charges.—There is an increase of Rs. 239-3-8 more than the previous year, due to the increase of prices.

On the whole, a strict economy was observed during the year with a decrease of expenditure of Rs. 238-14-11 during the year under report.

VEPERY,
MADRAS, 10*th June* 1919.

P. KUPPUSWAMY MUDALIAR,
Sub-Assistant Surgeon incharge,
Bauliah Naidu Dispensary.

J. KIRKWOOD MAJOR I.M.S.,
Presidency Surgeon 2nd District, Madras.

No. 83
11-6-19

REPORT ON THE WORKING OF THE RAJAH SIR RAMASWAMY MUDALIAR LYING-IN-HOSPITAL FOR THE OFFICIAL YEAR 1918-1919.

I. *Accommodation.*—There are fifty beds in the hospital including eight beds in the contagious sheds.

II. *Attendance.*—1,845 out-patients and 1,721 in-patients were treated during the year as against 1,868 out-patients and 1,804 in-patients in the previous

year. The number of confinements were 1,289, in the previous year and 1,233 in the year under report. The daily average sick was 34·26 in-patients, and 9·56 out-patients as compared with 36·16 in-patients and 12·14 out-patients respectively in the previous year.

III. *Operations.*—90 obstetric operations were performed during the year. The principal obstetric operations performed were.—

Application of forceps	62
Podalic version	9
Podalic extraction	1
Craniotomy	4
Decapitation	1
Ceaserian section	1
Other obstrice operations	12
Total ...	90

IV. *Visits.*—The hospital was visited by Major-General W. R. Edwards, I.M.S. Director-General of Indian Medical Service, on 29th October 1918, accompanied by Major-General, G. G. Gifford, I.M.S., Surgeon-General with the Government of Madras.

V. *Remarks.*—The hospital trains 24 Indian midwives every year, 18 of them being stipended by the Corporation of Madras and 6 by the Local Boards and Municipalities. Besides, the students of the Royapuram Medical School are given practical and clinical lectures in midwifery in the hospital.

R. BRYSON, Lt.-Col., I.M.S.
Superintendent, Lying-in-Hospital.

SREE KANYAKA PARAMESWARI DEVASTHANAM AYURVEDIC HOSPITAL.

67, NARAYANA MUDALY STREET,
GEORGE TOWN,
MADRAS, E. 22*nd April* 1919

No. 333.

From

AYURVEDA BHUSHANAM PANDIT M. DURAISWAMI AIYANGAR,
Senior Physician in charge S.K.P.D.,
Ayurvedic Free Dispensary Madras.

To

THE PRESIDENT,
Corporation of Madras,
Through the Secretary, S.K.P.D. Charities, MADRAS.

SIR,

I have the honor to submit, herewith, the report showing the work of the S. K. P. D. Ayurvedic free dispensary for the year 1918-19 with the necessary statements.

2. The number of patients increased during the year by 2,291 while the total attendance for the year shows an increase of 2,940 over the figure for the previous year thereby involving a corresponding increase in expenditure.

3. I need hardly submit that the increase in the number of patients admitted and treated fairly indicates the growing popurlarity of the institution and the efficiency of the treatment given.

4. The average cost per patient for the year 1918-19 (including medicines and contingencies) comes to about 4 pies and if the establishment charges are also included it comes to about 10 pies whereas the average cost per head under the two items for 1917-18 was 3 pies and 8 pies respectively.

I have the honor to be,
Sir,
Your most obedient servant,
M. DURAISWAMI,
Senior Physician.

WESLEYAN MISSION, RITHERDON ROAD VEPERY,
MADRAS, *16th April* 1919.

From

REV. C. H. MONAHAN, M.A.,
Honorary Secretary and Treasurer,
Kalyani Hospital, Mylapore, Madras.

To

THE PRESIDENT,
The Corporation of Madras,
MADRAS.

SIR,

I have the honour to enclose the annual returns for the above hospital for the official year 1918-19. During the earlier months of the year under review Miss M. A. Joseph was in sole charge of the hospital, and from September the staff has been strengthened by the arrival of Mrs. Monahan, M. D. B. S., who is now the Honorary Medical Superintendent of the hospital with Miss Joseph as her colleague.

I am pleased to inform you that since the month of October the number of out-patients has steadily increased in both the dispensaries connected with this hospital. The numbers for the first three months of the present calendar year were nearly treble those of the previous quarter. We have every confidence in the continued growth of this work.

One gratifying feature of the hospital is that there are so many normal maternity cases. I have not received from you any forms to be filled up but trust the information I send is what is required.

The equipment of the hospital needs to be improved. In particula it is most desirable that electric light should be installed. An application fc grant on this account has been sent through the Surgeon-General to Governmen

In a letter of the 26th ultimo Rao Bahadur G. Narayanaswami Chett has informed us that the Corporation of Madras at its budget meeting on th 25th of March accepted a resolution to increase the annual grant to this hospit from Rs. 600 to Rs. 1,000. I trust that this information is correct, as the hospit needs increased help for the work it is doing.

I have the honour to be,
Sir,
Your most obedient servant,
C. H. MONAHAN.
Honorary Secretary and Treasurer,
Kalyani Hospital, Mylapore, Madra

SAN THOME DISPENSARY
MADRAS,
15th May 1919.

From

M.R.RY. RAO BAHADUR G. NARAYANASWAMI CHETTI GARU,
Honorary Secretary and Treasurer,
San Thome dispensary, Madras.

To

THE PRESIDENT,
Corporation of Madras,
MADRAS.

SIR,

I have the honour to furnish herewith the 45th annual report on th working of the San Thome dispensary for the year 1918-19.

History.—This charitable institution was founded by the late Bisho Strachn, M.D., in 1874, apparently in connection with the S. P. G. Mission, and i of great value not only to the general public, but also to the several othe charitable institutions in and around San Thome and Mylapore, and to the poo of all classes and communities without distinction to caste, creed or nationality It has been in existence for the past 45 years affording medical aid and surgica relief to the sufferers that resort to the place. It is now supported by th Corporation and by the generous public and managed by a local committee.

Accommodation.—The building in which the dispensary is located i the property of the S. P. G. Mission. It satisfies the requirements and is opene daily from 6 to 10 A.M. for treatment and medical advice etc. The building wa repaired and white-washed from the dispensary funds.

Total treated.—The total number of new admissions during the year was 11,134 against 10,379 in the previous year, showing an increase of 755 cases. The average daily attendance was 64·28 against 63·33.

The increase of 755 cases is due to epidemic Influenza and its complications.

Operations.—579 operations of minor nature were performed during the year.

Income.—The total income of the year from all sources is Rs. 1,612-14-8 against Rs. 1,574-14-6 in the previous year.

Supplies.—European medicines were usually obtained from the Madras Government Medical Stores and minor necessaries were obtained on payment from time to time.

Establishment.—The staff consists of a Sub-Assistant Surgeon (L.M.P), a compounder, an attender, and a menial servant.

Administration.—The dispensary was inspected on several occasions by the members of the committee during its working hours.

During the year, the committee met on three occasions for the transaction of business.

General Remarks.—The dispensary maintains its popularity as usual and continues to do its good work to all. The Sub-Assistant Surgeon Mr. F. Immanuel Pillai takes great interest in the discharge of his duties and especially when the epidemic Influenza reappeared in a virulent and very fatal form during the autumn season, his services were very invaluable.

The members of the committee take this opportunity of thanking the Commissioners of the Corporation for the annual grant of Rs. 1,100 and also to all charitable ladies and gentlemen of the city of Madras, who actually sympathise with the needs of the institution and contribute their mite towards its upkeep in these days of pestilence and suffering.

The statements showing the finance, attendance and diseases treated are attached.

I have the honour to be,

Sir,

Your most obedient servant,

G. NARAYANASWAMI CHETTY,
Honorary Secretary and Treasurer,
San Thome dispensary.

THE VENKATARAMANA DISPENSARY MYLAPORE MADRAS.

During the year 1918-19, the total number of patients treated Venkataramana dispensary was 24,545 including minor surgical cases. The attendance was 61,194 or an average of 168 daily as against an average of 18. 1917-18 and 164 in 1916-17. All classes of the population receive medical aid freely at this dispensary. The minor surgical department continues to be useful.

The usual contribution of Rs. 100, from the Corporation of Madras was not received during the year. Payment of the same has been sanctioned since the close of the year.

VENKATARAMANA DISPENSARY,
MYLAPORE,
MADRAS, 1st *May* 1918.

A. KRISHNASWAMY IYER,
Secretary, Venkataramana dispensary,
Mylapore, Madras.

ST. THOMAS' CONVENT DISPENSARY,
24th March 1919.

From

THE LADY SUPERIOR,
St., Thomas Convent, dispensary,
San Thome Madras.

To

THE PRESIDENT,
Corporation of Madras,
MADRAS.

SIR,

I have the honour to send you the annual report of 1918. The dispensary continues still its beneficent work of lessening the sufferings of the poorer classes of Eurasians, Hindus and Muhammadans. Specially this year, during the time of Influenza and Pneumonia, the institution tried very earnestly to help the poor people of Mylapore.

Every year, some improvements are made; and two doctors give charitably their advice.

The dispensary is open daily except on Sundays, from 8 A.M., to 10-30A.M., and from 5 P.M. to 6-30 P.M.

In-door patients are about 300 children of different schools and a boarding house, two orphanages, and an asylum for old women.

The out-door patients consist of all classes.

The convent bears the expenses, with the small help of Rs. 20 per mensem given by the Corporation of Madras. Trusting that you will give the work your favourable consideration, and increase the help for the benefit of the needy and the poor.

I have the honour to be,
Sir,
Your most obedient servant,
MARIEDE F. JULES,
for *the Lady Superior.*

APPENDIX IV.

MADRAS,
19th May 1919.

M.R.RY. G. A. NATESAN AVARGAL,
Honorary Secretary to the Governors of
Victoria Caste and Gosha Hospital.

332-01

TO

THE PRESIDENT,
Corporation of Madras,
Ripon Buildings.

SIR,

I have the honour to submit the report of the working of the Victoria Caste and Gosha hospital during the year 1918.

The total number of patients treated during the year under report was 16,840 as compared with 15,496 treated during the previous year. The number of in-patients treated was 2,564 against 2,400 of the previous year and the number of out-patients was 14,276 against 13,096 of the year before, thus showing an increase in the numbers treated in both in-patients and out-patient departments.

There were 670 midwifery cases admitted during the year 1918, while the number of cases treated during 1917 was 792. The marked fall in the number treated in 1918 is due to the fact that a large number of cases among the poorer people is treated out of hospital free of charge by the trained midwives employed by the Corporation of Madras in connection with the "Child welfare scheme" recently inaugurated.

Of the 679 labour cases treated, 317 were natural 113 were difficult and 176 complex, the former requiring instrumental delivery and the latter surgical interference of some kind.

The number of Hindus and Muhammadans treated during the year is:—

		In-patients.	*Out-patients.*
Hindus ...	...	1,636	10,602
Muhammadans	...	919	3,674
Others	...	9	...

The number of available beds is 82 Three beds in the delivery ward are not included in this number.

Endowments and donations.

During the year twentyseven beds were supported by the following ladies and gentlemen :—

		No.
1.	Mrs. Annie Besant...	1
2.	The Hon'ble Major-General G.G. Gifford, C.S.I. ...	1
3.	The Hon'ble Mr. T. Rangachariar	1
4.	The Hon'ble Sir. Gordon Fraser	1