PUBLIC WORKS DEPARTMENT.

MADRAS PRESIDENCY.

(16)

ADMINISTRATION REPORT

FOR THE YEAR

1916-1917

PART II.—IRRIGATION.

MADRAS:
PRINTED BY THE SUPERINTENDENT, GOVERNMENT PRESS.

1918.

[Price Rupees 8 annas or 3 shillings and 9 pence.]

R
211 v N16
N18.211

TABLE OF CONTENTS.

ADMINISTRATION REPORT OF THE PUBLIC WORKS DEPARTMENT, IRRIGATION BRANCH, FOR THE YEAR 1916-1917.

CHAPTER I.

General.

	PAGE
Personnel	1
Classification of works	1
Gross outlay, revenue and area irrigated	1
Class I—Productive Works—	
Number of works	1
Works under construction	1
Capital outlay	2
Length of canals	2
Area irrigated	2
Revenue	2
Working expenses	2
Financial results	2
Revenue and working expenses per acre	3
Remissions	3
Value of crops	3
Class I—Protective Works—	
Number of works	3
Works under construction	3
Capital outlay	3
Length of canals	3
Area irrigated	3
Revenue, working expenses, remissions and value of crops	3
Class II—Minor Works and Navigation—	
Number of works	3
Works under construction	4
Navigation works	5
Capital outlay	5
Length of canals	5
Area irrigated	5
Revenue and working expenses	5
Financial results	5
Revenue and working expenses per acre	5
Remissions	5
Value of crops	5
Navigation canals	5
Receipts	5
Traffic	5
Class III—Minor Works for which neither Capital nor Revenue Accounts are kept—	
Tank Restoration scheme works	6
Class IV—Agricultural works	6
Projects	6
Small projects	7
Character of the season	7
Miscellaneous	7
Floods	8
Breaches and Accidents	8
Ayacut maps	

CHAPTER II.

Details of Class I. Major Productive and Protective Works.

(Productive Works.)

	PAGE
No. 1 Nagavalli river system	8
Capital outlay	8
Working expenses	8
Area irrigated	8
Financial results	8
General	8
No. 2 *Gōdāvari delta system*	9
Capital outlay	9
Works completed and in progress	9
Working expenses	9
Navigation	9
Area irrigated	9
Financial results	10
General	10
No. 3 Kistna delta system	10
Capital outlay	10
Works completed and in progress	10
Working expenses	10
Navigation	11
Area irrigated	11
Financial results	11
General	11
No. 4 Divi Pumping system	11
Capital outlay	11
Working expenses	12
Area irrigated	12
Financial results	12
General	12
No. 5 Penner river canals system	12
Capital outlay	12
Working expenses	12
Area irrigated	12
Financial results	13
No. 6 Kurnool-Cuddapah canal	13
Capital outlay	13
Working expenses	13
Navigation	13
Area irrigated	13
Financial results	13
General	13
No. 7 Barur tank	13
Capital outlay	13
Working expenses	13
Area irrigated	13
Financial results	14
General	14
No. 8 Poiney anicut system	14
Capital outlay	14
Working expenses	14
Area irrigated	14
Financial results	14
General	14
No. 9 Cheyyar anicut system	14
Capital outlay	14
Working expenses	14
Area irrigated	14
Financial results	14
General	15

	PAGE
No. 10 Tirukkōyilūr anicut system	15
Capital outlay	15
Working expenses	15
Area irrigated	15
Financial results	15
General	15
No. 11 Shatiatope anicut system	15
Capital outlay	15
Working expenses	15
Area irrigated	15
Financial results	15
General	15
No. 12 Lower Coleroon anicut system	16
Capital outlay	16
Working expenses	16
Area irrigated	16
Financial results	16
General	16
No. 13 Toludur project (under construction)	*16*
No. 14 Cauvery delta system	16
Capital outlay	16
Works completed and in progress	16
Working expenses	17
Area irrigated	17
Financial results	17
General	17
No. 15 Periyar system	17
Capital outlay	17
Works completed and in progress	17
Working expenses	17
Area irrigated	17
Financial results	17
General	18
No. 16 Srivaikuntam anicut system	18
Capital outlay	18
Working expenses	18
Area irrigated	18
Financial results	18
General	18

(Protective Works.)

No. 17 Rushikulya system	18
Capital outlay	18
Working expenses	19
Area irrigated	19
Financial results	19
General	19
No. 18 Bhavanasi tank project (under construction)	19
No. 19 Mopad reservoir project (under construction)	19
No. 20 Venkatapuram tank project (under construction)	19

CHAPTER III.

Details of Class II. Minor Works and Navigation for which Capital and Revenue Accounts are kept.

No. 21 Ganjām Minor rivers system	19
Capital outlay	19
Working expenses	19
Area irrigated	19
Financial results	19

PAGE

No. 22 Muniyeru project ... 19
Capital outlay ... 19
Working expenses ... 19
Area irrigated ... 20
Financial results ... 20

No. 23 Peddanaidu tank of Chinnaraopalem ... 20
Capital outlay ... 20
Working expenses ... 20
Area irrigated ... 20
Financial results ... 20
General ... 20

No. 24 Bhrugubhanda project (in abeyance) ... 20

No. 25 Jangamaheswarapuram tank ... 20
Capital outlay ... 20
Working expenses ... 20
Area irrigated ... 20
Financial results ... 20

No. 26 Atmakur tank ... 20
Capital outlay ... 20
Working expenses ... 20
Area irrigated ... 20
Financial results ... 20

No. 27 Dondapad tank ... 20
Capital outlay ... 20
Working expenses ... 20
Area irrigated ... 20
Financial results ... 20

No. 28 Hajipuram tank ... 21
Capital outlay ... 21
Working expenses ... 21
Area irrigated ... 21
Financial results ... 21

No. 29 Ponnalur tank ... 21
Capital outlay ... 21
Working expenses ... 21
Area irrigated ... 21
Financial results ... 21

No. 30 Anamasamudram-Beraperu tank ... 21
Capital outlay ... 21
Working expenses ... 21
Area irrigated ... 21
Financial results ... 21

No. 31 Yerur tank ... 21
Capital outlay ... 21
Working expenses ... 21
Area irrigated ... 21
Financial results ... 21

No. 32 Sagileru system ... 31
Capital outlay ... 21
Working expenses ... 21
Area irrigated ... 21
Financial results ... 21

No. 33 Nagavaram anicut and supply channel ... 21

No. 34 Kocheruvu tank project ... 21
Capital outlay ... 21
General ... 21

No. 35 Siddapur tank project (under construction) ... 22

No. 36 Cumbum tank ... 22
Capital outlay ... 22
Working expenses ... 22
Area irrigated ... 22
Financial results ... 22

PAGE

No. 37 Markapur tank ... 22
Capital outlay ... 22
Working expenses ... 22
Area irrigated ... 22
Financial results ... 22

No. 38 Yellanur tank project (under construction) ... 22

No. 39 Arkenkota channel ... 22
Capital outlay ... 22
Working expenses ... 22
Area irrigated ... 22
Financial results ... 22

No. 40 Thadapalli channel ... 22
Capital outlay ... 22
Working expenses ... 22
Area irrigated ... 22
Financial results ... 22

No. 41 Kalingarayan channel ... 22
Capital outlay ... 22
Working expenses ... 22
Area irrigated ... 23
Financial results ... 23

No. 42 Kaniyampalayam anicut project (under construction) ... 23

No. 43 Pālār anicut system ... 23
Capital outlay ... 23
Working expenses ... 23
Area irrigated ... 23
Financial results ... 23
General ... 23

No. 44 Valluru anicut system ... 23
Capital outlay ... 23
Working expenses ... 23
Area irrigated ... 23
Financial results ... 23

No. 45 Madras Water-supply and Irrigation system ... 23
Capital outlay ... 23
Working expenses ... 23
Area irrigated ... 23
Financial results ... 23

No. 46 Chembrambakkam tank ... 23
Capital outlay ... 23
Working expenses ... 23
Area irrigated ... 23
Financial results ... 24

No. 47 Mehamattur anicut system ... 24
Capital outlay ... 24
Working expenses ... 24
Area irrigated ... 24
Financial results ... 24
General ... 24

No. 48 Vriddhachalam anicut system ... 24
Capital outlay ... 24
Working expenses ... 24
Area irrigated ... 24
Financial results ... 24
General ... 24

No. 49 Pelandorai anicut system ... 24
Capital outlay ... 24
Working expenses ... 24
Area irrigated ... 24
Financial results ... 24
General ... 24

No. 50 Nandiyar channel system ... 24
Capital outlay ... 24
Working expenses ... 24
Area irrigated ... 24
Financial results ... 25

PAGE

No. 51 Panjapatti reservoir project (under construction) 25
No. 52 Marudur anicut system 25
Capital outlay 25
Working expenses 25
Area irrigated 25
Financial results 25
No. 53 Mahadevapuram project (in abeyance) 25
No. 54 Baguva project (in abeyance) 25
No. 55 Chinna Tekur project (in abeyance)... 25
No. 56 Rayapuram project (in abeyance) 25
No. 57 Chilka Lake canal 25
No. 58 Ganjām-Gopalpur canal 25
No. 59 Buckingham canal 25
Capital outlay 25
Working expenses 25
Navigation receipts 25
Financial results 25
No. 60 Vedāranniyam canal 26

CHAPTER IV.

Details of Classes III. and IV. Minor Works and Navigation for which neither Capital nor Revenue Accounts are kept, and Agricultural works.

Details of Class III. Works.

Number of works 26
Area irrigated and Financial results 26
Outlay 26
Progress of works 26
Particulars of revenue 27
Financial results 28
Tank Restoration Scheme works 28

Details of Class IV. Agricultural works.

Receipts 28
Expenditure 28
Progress of works 29

Map—
Index map (General) ... ... *Frontispiece*
Photograph—
Aqueduct at mileage 8¼ on main canal—Mopad Reservoir Project ... To face page 3
Diagrams—
Financial diagram—Class I. Major works ... ... To face page 30.
" —Gōdāvari delta system ... ... To face page 30.
" —Kistna delta system ... ... To face page 30.
" —Penner river canals system ... ... To face page 30.
" —Kurnool-Cuddapah canal ... ... To face page 30.
" —Cheyyar anicut system ... ... To face page 30.
" —Poiney anicut system ... ... To face page 30.
" —Tirukkōyilūr anicut system ... ... To face page 30.
" —Shatiatope anicut system ... ... To face page 30.
" —Lower Coleroon anicut system ... ... To face page 30.
" —Cauvery delta system ... ... To face page 30.
" —Periyār system ... ... To face page 30.
" —Srīvaikuntam anicut system ... ... To face page 30.
" —Class II. Minor works ... ... To face page 30.

APPENDIX I.

Statistical Statements— PAGE
Statement A-I.—Canal Projects with particulars regarding discharges, rainfall, area commanded, cost of construction, expenditure, interest charges and length of canals, etc. 30–31
Statement A-II.—Reservoir Projects with similar particulars as above 32
Statement B-I.—Capital Account of works under classes I and II ... ... 33—36
Statement C-I.—Financial results showing receipts and expenditure against Revenue, etc., under classes I and II works ... ... 37—40
Statement C-II.—Financial results (based on actual receipts) showing capital outlay, gross receipts, working expenses, interest charges, etc., under classes I and II works ... ... 41—44
Statement C-III.—Demands and realizations under classes I and II works ... 45–46
Statement C-IV.—Financial results (based on assessments for the year) of classes I and II works ... ... 47—49
Statement D-I.—Statement of traffic on the principal navigable canals 50
Statement D-II.—Description and quantities of goods, etc., carried on the principal navigable canals ... ... 51—53
Statement E-I.—Areas irrigated, etc., under classes I and II works 54–55
Statement E-II.—Incidence of working expenses and assessed water revenue on irrigation systems under classes I and II 56–57
Statement E-III.—Areas irrigated and the value of crops raised ... ... 58—61
Statement E-IV.—Comparative statement of irrigation and rainfall ... ... 62—65
Statement F-I.—Incidence of water-rates under classes I and II works 66–67

APPENDIX II.

Statement showing the results of irrigation.

Statement No. 1.—Financial results of Irrigation works of classes I and II ... 68–69
Statement No. 2.—Extent irrigated and the revenue derived under class III works 70–71

completed before the end of 1923–24, it can probably be brought into operation in 1920–21, as by that time the bund will have been formed to a sufficient height to impound the required water, and the channels and distributaries will be sufficiently advanced to permit of irrigation being begun.

Capital outlay.

(2) The capital outlay (direct and indirect) on productive works during the year under review was Rs. 6,84,586 against Rs. 6,99,153, the average of the triennium ending 1915–16. The expenditure was incurred mainly on the Gōdāvari and the Kistna Delta systems, the Kurnool-Cuddapah canal, the Toludur Project and the Cauvery Delta system. The details of the works carried out are given in Chapter II. The Kurnool-Cuddapah Canal and the Barur tank not having fulfilled the conditions of a productive work, the capital expenditure on them is met from Provincial funds. The capital outlay to the end of the year on these two systems from both Imperial and Provincial funds was Rs. 2,32,87,793, excluding indirect charges, as shown below :—

The Kurnool-Cuddapah Canal —

	Rs.
Imperial	2,18,57,559
Provincial	10,14,859
Total ...	2,28,68,418

The Barur tank —

Imperial	4,02,176
Provincial	17,199
Total ...	4,19,375
Grand total	2,32,87,793

Length of canals.

(3) The total length of main and branch canals of the productive systems at the end of the year under review was 3,848⅝ miles. Of this length 1,022 miles were for irrigation and navigation combined and the remainder for irrigation only. The length of distributaries was 8,267¾ miles.

Area irrigated.

(4) The total area charged as irrigated (first and second crop) was 3,471,265 acres, which, though less than the previous year's area by 28,574 acres is 9,411 acres more than the average of the previous triennium. The decrease when compared with the previous year occurred chiefly under first crop in the Gōdāvari and the Cauvery Delta systems and under second crop under the Nagavalli river system.

	First crop.	Second crop.
	Acs.	Acs.
1916–17	2,985,600	485,665
1915–16	3,007,893	491,946
Average for the three years ending 1915–1916.	3,012,787	449,067

Revenue.

(5) The gross revenue of the year, including that due to old irrigation, amounted to Rs. 1,54,26,216 against Rs. 1,57,16,378 the average of the previous triennium. The revenue showed a decrease of Rs. 4,74,878 when compared with the previous year. Apart from the unfavourable character of the season in certain parts of the Presidency which led to an appreciable fall of revenue, a new system introduced from this year by which the division of the consolidated assessment on wet lands into portions due to land and water is made on the basis of the ratios fixed by Government with reference to the actuals of the past ten years, contributed to a small proportion of the decrease. Another contributing cause was that quit-rents on inams amounting to about Rs. 1,50,000 were not added to the irrigation revenue, as was done hitherto.

Working expenses.

(6) The gross working expenses of the year, inclusive of old maintenance charges, amounted to Rs 31,11,209 which is Rs. 98,095 below the average of the actuals of the previous three years. The expenditure in the previous year was particularly heavy, chiefly owing to the reconstruction of the Bezwada head-works and the strengthening of the Kistna flood banks damaged by the floods of 1914.

Financial results.

(7) The net revenue derived and the profits realized after deducting interest charges amounted to Rs. 83,36,100 and Rs. 56,61,858 against Rs. 81,85,876 and Rs. 54,32,306 respectively, the averages of the previous triennium.

MOPAD RESERVOIR PROJECT



Aqueduct at Mileage 8¼ on Main Channel

The profit of the year after deducting interest charges, viz., Rs. 56,61,858 is 6·54 per cent on the capital outlay of Rs. 8,65,82,861. This return would be increased to 9·7 per cent if the Kurnool-Cuddapah canal and the Barur tank, which accounted for a total loss of Rs. 6,35,640, were excluded. The accumulated profits to the end of the year amounted Rs. 16,17,69,757.

(8) The average revenue per acre amounted to Rs. 4·44 on the gross area and Rs. 5·12 on new irrigation. The working expenses per acre were Rs. 0·90 on the gross area and Rs. 1·20 on new irrigation. Revenue and working expenses per acre.

(9) The remissions granted during the year amounted to Rs. 2,35,569 against Rs. 1,30,127 in the previous year. Remissions.

(10) The estimated value of crops irrigated amounted to Rs. 18,29,16,584 against Rs. 16,62,01,770 in the preceding year. Value of crops.

Class I. Protective works.

5. (1) There are four protective works in the Presidency— Number of works.

(i) The Rushikulya System in Ganjām.
(ii) The Bhavanasi Tank Project in Guntūr.
(iii) The Mopad Reservoir Project in Nellore.
(iv) The Venkatapuram Tank Project in Kurnool.

The Rushikulya system is the only work in operation. The other three projects were under execution during the year. Works under construction.

Bhavanasi tank project (Guntūr district).—During the year under review the reservoir bund was completed except for a gap of 200 feet. The portion of the irrigation channel in the embankment between mileage 2/3 to 2/5 was formed. The masonry works up to mileage 4/4, including a superpassage and an aqueduct, were constructed. The work did not progress as rapidly as was anticipated owing to unusually heavy rains and unseasonable and prolonged freshes in the river. There was also difficulty in procuring labour. The expenditure during the year was Rs. 33,858, and to the end of the year Rs. 1,87,197, against the estimate of Rupees 2,09,000. The project is expected to be completed and to come into operation in 1918–19.

Mopad Reservoir Project (Nellore district).—The project is estimated to cost Rs. 21·97 lakhs. The main channel was nearly completed during the year under review. Of the three branch channels taken up two were completed with all masonry works, and good progress was made on the third. Fair progress was made with the construction of the reservoir bund, which will be completed early in 1919; the project will then come into operation. The progress of work was somewhat impeded by heavy rains in October and November 1916. The expenditure during the year was Rs. 2,59,029 and to the end of the year Rs. 17,31,898.

Venkatapuram Tank Project (Kurnool district).—During the year the raising of the tank bund and revetment to the full height and the excavation for the escape were proceeded with. The progress of work on the project was hindered by heavy rains and floods. The project will be completed during 1917–18. The expenditure during the year under review was Rs. 1,923, after deducting a saving of Rs. 4,170 realized by the transfer to Provincial of certain buildings at Dhone constructed out of project funds. The total outlay to the end of the year was Rupees 3,57,868. During the year 220 acres of dry lands (83 acres of first crop and 137 acres of second crop) were irrigated under the project.

(2) The capital outlay (direct and indirect) incurred during the year under this head was Rs. 2,76,056 against Rs. 3,77,315, the average of the previous triennium. The bulk of the outlay was incurred on the Mopad and the Bhavanasi projects. Capital outlay.

(3) The length of canals and distributaries of the Rushikulya system — the only one of this class in operation — were 80 miles and 151 miles respectively. Length of canals.

(4) The area irrigated under this system was 104,646 acres against 108,020 acres, the average of the preceding three years. Area irrigated.

(5) The gross revenue including old irrigation revenue and the working expenses were Rs. 2,36,591 and Rs. 80,183 against Rs. 2,66,094 and Rs. 79,227 respectively of the previous year. The net revenue under the head after deducting interest charges showed a deficit of Rs. 1,24,837 against Rs. 1,02,026 in the previous year. The remissions granted amounted to Rs. 4,386 against Rs. 2,347 in the previous year. The value of crops raised under this class of works is estimated at Rs. 44,88,674 against Rs. 42,84,899 in the previous year. Revenue, working expenses, remissions and value of crops.

Class II — Minor Works and Navigation. Number of works.

6. (1) There are forty works of this class in the Presidency. The following five works have not been commenced :—

	Amount of estimate (direct and indirect).
	Rs.
(i) Baguva project (Ganjam district)	7,93,695
(ii) Mahadevapuram project (Gōdāvari district)	1,06,400
(iii) Brughubhanda project (Guntūr district)	1,36,466
(iv) Chinna Tekur project (Kurnool district)	1,25,000
(v) Rayapuram tank project (Bellary district)	95,000

Items (i), (ii), (iv) and (v) have been sanctioned under '33. Famine relief' to be taken up when the necessity for famine relief arises, while item (iii) although sanctioned under 'Provincial—43. Minor Works and Navigation,' is also proposed to be undertaken only under similar circumstances.

The construction estimates of the undermentioned seven works were open during the year under review :—

(1) Yellanur tank project (Anantapur district).
(2) Kocheruvu tank project (Kurnool district).
(3) Siddapur tank project (Kurnool district).
(4) Nagavaram anicut and supply channel (Cuddapah district).
(5) Kaniyampalayam anicut project (Coimbatore district).
(6) Panjapatti reservoir project (Trichinopoly district).
(7) Muniyeru project (Guntūr district).

Items (1), (3), (5) and (6) were in progress. Items (2) and (4) were practically completed. The completion report for item (4) received from the Superintending Engineer, was under the consideration of the Chief Engineer for Irrigation, while that for item (7) was in preparation. The construction estimates of the remaining twenty-eight works have been closed.

Works under construction.

Yellanur Tank Project.—The project was started in 1909–10. During the year under review the Kallur road and culvert were completed and opened for traffic. The excavation of distributaries was in progress. The outlay on the work during the year was Rs. 2,110, the total expenditure to the end of the year being Rs. 2,50,641, against the estimate of Rs. 2,43,500. A revised estimate was under preparation. The project is expected to come into operation in 1918.

Siddapur Tank Project.—A deviation statement for the project, amounting to Rs. 5,48,600, was sanctioned in November 1916. The expenditure during the year was Rs. 1,34,586 and to the end of the year Rs. 8,00,796. The work remaining to be done is the raising of the bund to full section in places and the excavation of distributaries. The project is expected to be completed and brought into operation during 1918–19.

Kaniyampalayam Anicut Project.—During the year under review, the progress of work was considerably hampered by abnormal and very unseasonable floods. Two of the breaches in the anicut were closed and the closure of the third was commenced at the end of the year. The expenditure during and to the end of the year was Rs. 21,775 and Rs. 29,112 respectively against the estimate of Rs. 96,744. The project works are expected to be completed in 1919–20.

Panjapatti Reservoir Project.—The object of the project, which was started in 1912–13, is to moderate the floods in the Kulittalai kattuvari which now cause much damage to the lands irrigated by the Marudur Nattu Voikal, and to irrigate about 3,050 acres of dry lands below the reservoir. As a result of observations made in 1916 on the run-off from the catchment, it was found that the yield had probably been much over-estimated. It was accordingly decided to reduce the full reservoir level tentatively by 1½ feet and to restrict to 1,889 acres the area to be irrigated. A second revised estimate giving effect to this modification was received from the Superintending Engineer, and was under the consideration of the Government. The expenditure during the year was Rs. 32,352 and to the end of the year Rs. 2,59,153 against the estimated cost of Rs. 3,46,000. Owing to the very favourable character of the season for agricultural purposes, sufficient labour could not be obtained for the requirements of the work. The project is expected to come into operation in 1918.

Navigation works.

The following four works are intended solely for navigation purposes :—

(1) Chilka lake canal.
(2) Ganjām-Gopalpur canal.
(3) Buckingham canal.
(4) Vedaranniyam canal.

The question of transferring the Chilka lake canal to the Salt Department was under the consideration of the local officers.

Capital outlay.

(2) The direct and indirect outlay on the capital account during the year was Rs. 2,00,194 against Rs. 2,68,250, the average of the actuals of the previous triennium. The bulk of the outlay was incurred on the Siddapur tank, the Kaniyampalayam anicut and the Panjapatti reservoir projects

Length of canals.

(3) The total length of main and branch canals of class II works at the end of the year under review was 997⅞ miles, of which 304½ miles were entirely for navigation purposes and the rest for irrigation. The length of distributaries was 192½ miles.

Area irrigated.

(4) The area irrigated by Class II works during 1916–17 was 356,561 acres, which is 1,719 acres more than the average of the previous triennium.

Revenue and working expenses.

(5) The gross revenue inclusive of old irrigation revenue amounted to Rs. 14,14,605 against Rs. 15,17,813 in the previous year and Rs. 14,83,195, the average of the actuals of the three years ending 1915–16. The decrease occurred under several systems and was due to the causes that led to a fall of revenue under productive systems (paragraph 4 (5) above). The gross working expenses of the year inclusive of old maintenance charges amounted to Rs. 3,88,646 against Rupees 4,20,294 in the previous year and Rs. 4,58,580 the average of the previous three years. Heavy expenditure was incurred in the previous triennium on the Buckingham Canal in the renewal of lock gates, bridges and shutters, and on the Nandyar Channel System in closing breaches caused by the floods of November 1913.

Financial results.

(6) The net revenue due to improvements during the year under review amounted to Rs. 4,38,150 against Rs. 4,25,251, the average of the previous triennium. This represents a return of 2·18 per cent on the capital outlay of Rs. 2,00,92,516 to the end of the year.

Revenue and working expenses per acre.

(7) The average revenue per acre irrigated by works of this class excluding navigation works amounted to Rs. 3·78 on the gross area and Rs. 5·15 on new irrigation. The working expenses come to Rs. 0·72 per acre on the gross area and Rs. 1·52 on new irrigation.

Remissions.

(8) The remissions granted during the year amounted to Rs. 6,955 against Rs. 24,881, the average of the previous triennium. The bulk of the remissions was granted under the Ganjām minor rivers and the Palar anicut systems.

Value of crops.

(9) The estimated value of crops irrigated by this class of works amounted to Rs. 1,82,18,072 against Rs. 1,62,92,285 in the previous year.

Navigation canals.

Receipts.

7. (1) Navigation was carried on as usual on the Chilka lake canal, the Dumagudem, Gōdāvari, Kistna, Kurnool-Cuddapah, Buckingham, West Coast and Vedaranniyam canals. Excluding the West Coast canals, for which figures are not available, the total receipts amounted to Rs. 2,47,478, or Rs. 12,699 more than in the preceding year. The increase occurred chiefly under the Kistna canals and was due to a larger number of boats having taken out licences and to more revenue realized from wharfage fees and boat rent, the canals having been navigable throughout the season.

Traffic.

(2) Compared with the figures of the previous year, there was a decrease under "number of passengers," "ton-mileage" and "value of goods." The decrese in the number of passengers occurred mainly on the Kistna canals and was due chiefly to the opening of the Guntūr-Tenali-Repalli railway.

Class III—Minor Works for which neither Capital nor Revenue Accounts are kept.

8. The outlay incurred on, the area irrigated under, and the revenue derived from, this class of works are compared below with the averages of the previous years :—

—	Outlay incurred.	Area irrigated.	Gross revenue.
	Rs.	Acs.	Rs.
During 1916–17	24,35,469	3,547,047	91,57,003
,, 1915–16	25,25,767	3,406,994	98,20,576
Average of the three years ending 1915–16 ..	27,01,865	3,308,887	92,74,528

The fall in area and revenue as compared with the previous year was due chiefly to the unfavourable character of the season.

Tank Restoration Scheme Works.

9. The area under all works in the Presidency to be investigated under the Tank Restoration Scheme [classes III (*a*) and III (*b*)] has been calculated to be about 103,750 square miles.

The area of minor basins entered upon at the beginning of the year was 83,157 square miles, of which 77,055 square miles had been investigated. No new area was entered upon during the year. The area investigated was however increased to 77,558 square miles and the remaining 5,599 square miles was under investigation.

In the area completely investigated, works were executed for 68,511 square miles and in progress for 4,507 square miles; for the balance of 4,540 square miles works were not commenced.

Thus about 74·75 per cent of the total area of 103,750 square miles affected by the scheme had been investigated up to the 31st March 1917 leaving on that date a balance of 26,192 square miles. The estimates sanctioned for Government works during the year amounted to Rs. 2,98,555 against Rs. 2,65,217 in the previous year.

The total amount of estimates sanctioned from the beginning of the Tank Restoration Scheme operations up to the end of the year was Rs. 1,37,66,296 against which the total expenditure incurred was Rs. 1,18,00,167, excluding charges for establishment and tools and plant. The expenditure during the year amounted to Rs. 3,31,615.

Class IV—Agricultural Works.

10. The outlay on and the revenue derived from these works are compared below with the averages of the previous triennium :—

	Outlay incurred.	Revenue derived.
	RS.	RS.
During 1916–17	6,55,973	93,488
During 1915–16	6,68,807	74,659
Average of the three years ending 1915–16 ...	7,52,825	66,002

Conservancy operations were as usual carried on in the Gōdāvari, Kistna, Cauvery, Coleroon and Tambraparni rivers, and the results were generally satisfactory

Projects.

11. (1) The estimate for the Cauvery Reservoir project was further revised and forwarded to the Government of India for obtaining the sanction of the Secretary of State. The Kistna Reservoir project was ordered to be kept in abeyance until a decision was come to in respect of the Cauvery Reservoir project. The plans and estimates for the Vengalapuram project in the Nellore district, the Velgode project in the Kurnool district, the improvements to the Kurnool-Cuddapah canal and the Cardamom Hills project in the Madura district were still under consideration. The Board's report on the financial aspect of the Uttaramerur project in the Chingleput district was received and the scheme was under the consideration of Government.

Small projects.

(2) In the Ganjām district, the investigation connected with improvements to the Girisola channel was completed and plans and estimates were under preparation. Investigation was in progress in connexion with improvements to the Korathala Tampara and the Jayamangalam channel. The Vamsadhara project and the proposed anicut across the Langulia were still under consideration. The feasibility of the Thandava or Tuni river project in the Vizagapatam district was under examination. In the Gōdāvari district, estimates for the extension of irrigation to the Coringa and Polavaram islands were examined by the Chief Engineer for Irrigation and returned to the Superintending Engineer for revision. The detailed investigation of a scheme to irrigate an area of 10,768 acres by pumping from the Kistna river at Pratur was approved and the necessary establishment therefor sanctioned during the year. In the Kurnool district a full report on the investigation of the Thippayyapalayam project together with a rough estimate of cost was under preparation. In the Coimbatore district, the investigation connected with the resluicing of some of the Amaravati channels was completed and plans and estimates prepared. The revenue aspects of the Amaravati project were under the consideration of Government. The further consideration of the Meenagarai and the Malapuzha projects was held in abeyance pending the settlement of supply available. Proposals

to render the Nilambar river suitable for the transport of forest produce were investigated and an estimate was prepared. Investigation connected with the improvements to the Tenneri tank and supply channel in the Chingleput district was completed and an estimate was under preparation The proposal connected with the supply channel to the Kolathur tank was still under the consideration of the local Government Further information was called for on the Thambipettai odai project—a scheme for feeding a system of four tanks in the South Arcot district. The Tennel project was abandoned as the local officers' reports showed that the supply in the Pombay river was precarious. The Uppalavadi project was still under the consideration of the local officers The details of the works proposed in connexion with the Chidambaram drainage scheme were being worked out by the local officers. Detailed plans and estimates for works necessary to prevent damage by floods caused by the spill of the Vellar were submitted to the Chief Engineer for Irrigation. The proposals for the improvements to the Vadavar were generally approved by the Chief Engineer for Irrigation and detailed plans and estimates were called for. A preliminary report for draining the Kaliveli swamp near Muttupet to enable dry crops to be raised thereon was received by the Chief Engineer for Irrigation In the Trichinopoly district, preliminary proposals for improvements to the Thottiem Chinna vaikal were approved. Detailed estimates for improvements to the Musiri Nattu vaikal, the Ponneri channel and for resluicing the Vangal and Pugalur channels were under the consideration of the local officers Particulars regarding the porosity of the soil and sub-soil at the site of the proposed resorvoir at Ladapuram were collected and the discharges observed in connexion with the Kanagachittoor project were under the scrutiny of the Chief Engineer for Irrigation.

The question of improvements to drainage facilities in the Gōdāvari, Kistna and Cauvery delta systems continued to engage the attention of Government. In the Gōdāvari delta excavation of the Nedumur drain was sanctioned and an estimate for improvements to the drains connected with the Kovvur-Manjair junction canal was prepared. The estimate for improvements to the Ainapur drain was under the consideration of the Chief Engineer for Irrigation. In the Kistna delta, estimates were sanctioned for the excavation of the Palakayagunta and Nadimpalli drains and for improvements to the Bhattiprole drain. In the Cauvery delta, improvements to the Pokku vaikal and the Vali odai were sanctioned and an estimate for widening Lawford's cut was under the consideration of the Chief Engineer for Irrigation.

Character of the season.

12. Both the south-west and north-east monsoons were on the whole favourable to agricultural operations. The heavy rainfall during the south-west monsoon in the Kistna district brought down floods in some of the rivers and necessitated the grant of remissions on a large scale. During the north-east monsoon, the rainfall in November followed by a cyclone in the tracts bordering on the trijunction of the Chingleput, South Arcot and North Arcot districts and the abnormal fall in Salem breached several irrigation works and caused considerable damage to crops, especially in South Arcot. The average rainfall for the Presidency was 42·96 inches against 37·08 inches in 1915–16 and 34·94 inches, the average for the five years ending 1915–16.

Miscellaneous Floods.

13. During the year the highest flood in the Gōdāvari was 9·55 feet on the crest of the Dowlaishweram anicut on the 3rd August 1916, against the recorded maximum of 16·25 feet in 1891. In the Kistna, the maximum flood was 21·05 feet on the crest of the Bezwada anicut on the 2nd November 1916, which was 0·15 feet lower than the flood of August 1914 and 2·45 feet lower than the record flood of 23·50 feet in October 1903. The heavy rains of October 1916 caused unprecedented heavy floods in the Tungabhadra, Hindri and Kunderu rivers. In the Tungabhadra the highest reading was 10·4 feet on the crest of the Sunkesala anicut on the 31st October 1916, the previous recorded maximum being 9 feet on 17th October 1889. The maximum depth over the Adinimayapalli anicut across the Penner was 10·50 feet on the 31st October 1916, the highest recorded being 13·86 feet on the 26th October 1874. There were very heavy floods in the Tirumanimuthar and other rivers in the Salem district in October 1916. The Cauvery rose to 11·7 feet north gauge on the Cauvery dam on the 19th October 1916 against the recorded maximum of 14·67 feet in July 1911.

Breaches and accidents.

14. The right flood bank of the Kistna breached in the fouth mile at Pratur at the site of the former breach in 1914 and the flood water, augmented by heavy local rainfall, wholly or partly submerged an extent of 80,000 acres in the Tenali and Repalle taluks. Owing to the heavy floods in the Tungabhadra in October 1916, there were many breaches in the Kurnool-Cuddapah canal, the most important being those in the 24th and 43rd miles. The Penner anicut at Adinimayapalli was also damaged. Heavy rains caused damage to the Venkatapuram, Kocheruvu and other tanks in the Kurnool district. Prompt action was taken to ring-bund the breaches and avert damage to irrigation. The heavy floods in October in the rivers of the Salem district breached the Kothampundi, Edappadi and Chinnappanbatti tanks. The Laddivadi anicut and the anicuts on the Vasishtanadi were damaged. During the cyclone of November 1916 there were unprecedented floods in the Vasishtanadi river in the Salem district, causing breaches in some of the anicuts and otherwise damaging the rest. In the North Arcot district, though the number of tanks affected by the cyclone was large, yet very few breached. In the South Arcot district, some of the tanks under the Tirukkōyilūr anicut system were breached, besides many minor tanks.

Ayacut maps.

15. The ayacut maps for the Gōdāvari delta were completed and those for the Kistna delta were under revision by a special staff appointed for the purpose. The preparation of the maps for the Kurnool-Cuddapah canal was in progress. Block map tracings for the Cauvery delta were prepared and sent to the Survey office for print.

CHAPTER II—CLASS I. MAJOR PRODUCTIVE AND PROTECTIVE WORKS.

PRODUCTIVE WORKS.

No. 1 Nagavalli River System.

Capital outlay.

The expenditure under the head during the year was Rs. 16,915, which was incurred chiefly on the following works :—

Works completed and in progress.

(i) *Constructing an aqueduct over the Onigedda.*—The work was completed at a cost of Rs. 20,805 against the estimate of Rs. 25,500.

(ii) *Improvements to the Nagavalli head works.*—The work was started during the year under an estimate of Rs. 17,800, and an outlay of Rs 2,814 was incurred.

(iii) *Excavating field distributaries.*—The outlay during and to the end of the year was Rs. 3,255 and Rs. 22,312 respectively against the estimate of Rs. 30,000.

***Working expenses.**

2. The expenditure under "extensions and improvements" was Rs. 1,381 against the *minus* outlay of Rs. 231 in the previous year. The expenditure under "Maintenance and repairs" was Rs. 16,047 against Rs. 12,823, the average of the previous triennium.

Area irrigated.

3. The area irrigated compares as shown below :—

Crop.	Average of the triennium ending 1915-16.	During 1915-16.	During 1916-17.
	ACS.	ACS.	ACS.
First crop	18,227	19,3[illegible]0	19,334
Second crop	12,420	15,925	6,966

Financial results.

4. The gross revenue excluding that due to old irrigation amounted to Rs. 38,678 and the working expenses to Rs. 25,874. The net revenue was therefore Rs. 12,804. This represents a return of ·76 per cent on the capital outlay against 2·12 per cent in the previous year. The decrease was due to the fall in second crop area.

General.

5. The season was good with rainfall well distributed. The highest flood in the Nagavalli river during the year was 11 feet over the sill of the Thotapalli regulator and occurred on the 1st August 1916, the maximum recorded flood being 20·7 feet on the 24th September 1911.

* "Working expenses" include (1) Extensions and improvements, (2) Maintenance and repairs, (3) Establishment, (4) Tools and plant, (5) Refunds of revenue and (6) Indirect charges. But in this and the next chapters under the head "Working expenses" only items (1), (2) and (3) are referred to.

No. 2 Godavari Delta System.

Capital outlay.

6. The expenditure (direct and indirect) amounted to Rs. 1,24,003.

Works in progress.

The following were the important works in progress during the year :—

Eastern and Central Deltas.

(1) *Excavating a new approach channel to the Bobberlanka lock (estimate Rupees* 61,200).—The outlay during the year was Rs. 22,121 and to the end of the year Rs. 30,327.

(2) *Restoring the Kovur-Manjair junction canal (estimate Rs.* 42,670).—The outlay during and to the end of the year was Rs. 14,059 and Rs. 14,355 respectively.

(3) *Improvements to the mouth of the Tuliabagha drain (estimate Rs.* 31,709).—The outlay during the year was Rs. 2,308 and to the end of the year Rs. 17,561.

(4) *Constructing a retaining wall below the headsluice on the right side of the main canal (estimate Rs.* 26,000).—The outlay to the end of the year was Rs. 27,771.

(5) *Improvements to the Razole channel (estimate Rs.* 3,500).—The outlay during and to the end of the year was Rs. 525 and Rs. 2,969 respectively.

(6) *Constructing an outfall sluice at* 45-2·615 *Vasista left bank at Pedatippa (estimate Rs.* 9,440).—The work was started during the year and the outlay was Rs. 6,904.

Western Delta.

(7) *Improvements to the Yenamadurru drain from the short cut to the Gostanadi infall (estimate Rs.* 3,73,500).—The outlay during the year amounted to Rs. 34,425 and to the end of the year Rs. 3,05,625.

(8) *Remodelling the Chinchinada channel (estimate Rs.* 51,330).—The expenditure during the year was Rs. 10,646, but a write back of Rs. 13,670 to the Revenue account of the system reduced the total outlay against the capital account to the end of the year to Rs. 6,124.

Working expenses.

7. (*a*) *Extensions and improvements.*—The expenditure amounted to Rs. 37,928 against Rs. 35,699 during 1915–16 and Rs. 92,567 the average of the triennium ending 1915-16. The expenditure in 1913–14 and 1914–15 was particularly heavy owing to the reconstruction of the Vizeswaram lock.

(*b*) *Maintenance and repairs.*—The outlay incurred under this head was Rs. 2,82,057 against Rs. 3,12,094 in 1915–16 and Rs. 3,12,169 the average of the previous triennium.

(*c*) *Tools and plant.*—The outlay amounted to Rs. 22,129 against Rs. 51,097 in 1915–16 and Rs. 52,660, the average of the previous triennium. The decrease was due to a credit of about Rs. ·59 lakh afforded by the transfer of five barges and one steamer to the Military Department.

Navigation.

8. The total receipts and maintenance charges amounted to Rs. 1,09,862 and Rs. 90,143 against Rs. 1,07,234 and Rs. 89,416 respectively in 1915–16. The ton-mileage and value of goods were 4,766,420 and Rs. 8,36,25,603 against 5,156,310 and Rs. 9,70,37,430 respectively of the previous year.

Area irrigated.

9. The area irrigated was as shown below :—

Crop.	Average of the triennium ending 1915-16.	During 1915-16.	During 1916-17.
	ACS.	ACS.	ACS
First crop	765,995	763,544	753,637
Second crop	221,055	247,759	244,087

The decrease under first crop was due to the fact that the ryots could not transplant certain low-lying lands owing to heavy submersion caused by abnormal rains in the early part of the season.

The extent of sugarcane cultivation was 5,792 acres against 4,614 acres in the previous year.

Financial results.

10. The gross revenue after deducting old irrigation revenue amounted to Rs. 40,80,702, which is Rs. 38,464 less than the average of the triennium ending 1915-16. The working expenses after deducting old maintenance charges were Rs. 8,81,058 or Rs. 1,36,976 less than the average of the previous triennium. The decrease is explained above under the head "working expenses." After paying the interest charges on the capital outlay, the net profit amounted to Rs. 27,73,498, against Rs. 28,40,216 in 1915-16 and Rs. 25,42,909 in 1914-15. The percentage of profit was 18·55 per cent against 19·16 per cent and 17·32 per cent for 1915-16 and 1914-15 respectively.

General.

11. In the eastern and central deltas the supply during the first crop season was ample and timely, though the crops were slightly damaged by heavy rains in November at the time of harvest. The supply during the second crop season also was ample for the area irrigated. In the western delta a certain amount of damage was done to low-lying lands by submersion owing to heavy rainfall.

The following table shows the dates of closure and re-opening of the canals in the Gōdāvari delta :—

Canals.	Date of closure.	Date of re-opening.
Eastern Delta canals	5th May 1916.	1st June 1916.
Central Delta canals	15th April ,,	15th May ,,
Western Delta canals	1st May ,,	31st May ,,
Dumagudiem canal	15th March ,,	10th June ,,

The ultimate ayacut of the Gōdāvari Western delta was fixed during the year and steps taken to localise and register the ayacut under each canal and channel, with a view to decide the area to which irrigation could be extended in future.

No, 3 Kistna Delta System.

Capital outlay.

12. The expenditure under this head during the year was Rs. 46,254 against Rs. 73,433 in 1915-16 and Rs. 1,10,666 in 1914-15. Heavy expenditure was incurred in previous years on the reconstruction of the Bezwada head works damaged by the floods of August 1914.

Works completed and in progress.

The following are the important works carried out during the year :—

(1) *Improvements to the Ryces' regulator.*—The work was completed at a cost of Rs. 20,463 against the estimate of Rs. 21,500.

(2) *Providing steel lock-gates for the Sitanagaram head lock.*—The work was started during the year and the expenditure was Rs. 14,003 against the estimate of Rs 18,150.

(3) *Excavating the Lankalakalva Gunta drain.*—The total outlay to the end of the year was Rs. 3,423 against the estimate of Rs. 8,000.

(4) *Improvements to the Kollipara channel.*—The outlay during the year was Rs. 1,854 and to the end of the year Rs. 10,324 against the estimate of Rs. 13,000.

(5) *Constructing a supplemental aqueduct and undertunnel to carry the Vellatur channel over the Bhattiprole drain.*—The expenditure during the year was Rs. 3,750 and the total outlay to the end of the year Rs. 6,503 against the estimate of Rupees 7,400. The work was almost completed.

(6) *Excavating the Ponnapalli channel and the Nadimpalli drain.*—The work was started very late in the year and the outlay was Rs. 630 against the estimate of Rs. 13,000.

Working expenses.

13. (*a*) *Extensions and improvements.*—The outlay under this head amounted to Rs. 11,986 against Rs. 69,734 in 1915-16 and Rs. 79,933, the average of the previous triennium. The large outlay in previous years was due to the debiting of a portion of the cost of the reconstruction of the Bezwada headworks to this head and to the renewal of the Bezwada lock-gates.

(*b*) *Maintenance and repairs.*—The expenditure during the year was Rupees 2,47,582 against Rs. 2,95,700 in 1915-16 and Rs. 3,07,375, the average of the triennium ending 1915-16. Heavy outlay was incurred in previous years in repairing flood damages.

(*c*) *Tools and plant.*—The outlay amounted to Rs. 26,208 against Rs. 41,059 in 1915-16 and Rs. 56,624, the average of the previous triennium. The decrease

was due to the fact that the repairs and renewals of floating plant were kept down to the minimum possible owing to the present financial stringency. Credits were also afforded by the transfer of certain tramway plant to the Military Department.

Navigation.

14. The total receipts and maintenance charges amounted to Rs. 61,498 and Rs. 86,790 against Rs. 52,701 and Rs. 91,030 in the previous year. Under "ton-mileage" and "value of goods" the figures were 805,758 and Rs. 1,09,50,702 against 733,032 and Rs. 97,28,787 respectively in the previous year. The canal traffic during the year was large owing to the restriction of goods traffic on the railways.

Area irrigated.

15. The area irrigated compares as shown below :—

Crop.	Average of the triennium ending 1915-16.	During 1915-16.	During 1916-17.
	ACS.	ACS.	ACS.
First crop	724,939	722,130	723,018
Second crop	933	959	3,556

The increase of second crop was due to the Ellore canal having been kept open beyond the usual date of closure, as explained in paragraph 17 below. The extent of sugarcane cultivation during the year was 19 acres against 17 acres in the previous year.

Financial results.

16. The gross revenue exclusive of that credited to old irrigation amounted to Rs. 35,37,510 and the working expenses to Rs. 7,49,034. The net revenue was Rs. 27,88,476 against Rs. 27,22,190, the average of the previous triennium. The profits after deducting interest charges amounted to Rs. 22,86,326, which represents a return of 14·02 per cent on the capital outlay against 13·52 per cent in 1915-16 and 12·81 per cent in 1914-15.

General.

17. The rainfall both in the north-east and south-west monsoons was considerably above the average. In the latter part of the north-east monsoon the rainfall was very heavy, causing serious floods and damage at a time when the crops were ripening. Water was supplied to the Ellore canal after the usual date of closure to enable those lands bordering on the Kollair lake, the crops on which had been destroyed by floods, to raise a second crop. A few thousand acres were so cultivated and the harvest was reported to have been good. This concession was only rendered possible owing to the supply in the river being unusually good for the time of the year.

The following table shows the date of closure and re-opening of the canals in the Kistna Delta :—

Canals.	Date of closure.	Date of re-opening.
Western Delta canals ...	15th March 1917.	1st June 1917.
Eastern ,, ...	15th ,, ,,	1st ,, ,,

In February 1917 a committee was appointed to inquire into and report on the causes of the breaches which occurred in the last six years in the right flood bank of the Kistna, and to indicate the nature of any special improvements required by the flood banks in question or in the methods of inspection and patrolling, and any other steps considered necessary to minimise the danger of similar damage in future. The inquiry was held and the report submitted by the committee was under the consideration of Government at the end of the official year.

No. 4 Divi Pumping System.

Capital outlay.

18. The expenditure under this head amounted to Rs. 21,814, which was incurred chiefly on the following works :—

Works in progress.

(1) *Improvements to the drainage channel of the Central basin.*—The outlay during the year was Rs. 7,781 and to the end of the year Rs. 10,926 against the estimate of Rs. 20,000.

(2) *Improvements to the drainage of the Uppukalva basin.*—The work was started during the year under an estimate of Rs. 19,500, and an outlay of Rs. 4,560 was incurred.

(3) *Improvements to the Sitapathi tank drainage basin.*—The work was commenced and the outlay was Rs. 2,019 against the estimate of Rs. 7,964.

Working expenses.

19. (*a*) *Extensions and improvements.*—The outlay was Rs. 3,301 against Rupees 1,117 in 1915-16 and Rs. 3,010 in 1914-15.

(*b*) *Maintenance and repairs.*—The expenditure under the head amounted to Rs. 42,838 against Rs. 36,908 in the previous year and Rs. 41,285, the average of the previous triennium.

(*c*) *Tools and plant.*—The outlay was Rs. 5,342 as compared with Rs. 3,605 in 1915-16, and Rs. 4,077, the average of the previous three years.

Area irrigated.

20. The area irrigated was as shown below :—

Crop.	Average of the triennium ending 1915-16.	During 1915-16.	During 1916-17.
	ACS.	ACS.	ACS.
First crop	26,914	26,642	26,966
Second crop	5	1	10

Financial results.

21. The gross revenue and working expenses amounted to Rs. 1,26,116 and Rs. 59,777 respectively against Rs. 1,17,582 and Rs. 48,054 in the previous year. The net revenue was Rs. 66,339, which is 3·41 per cent on the capital outlay.

General.

22. The rainfall for the year under review was abnormally heavy, being 60·21 inches and exceeding that of the previous year which was 55·16 inches and a maximum for the previous eight years. It was fairly well distributed during the irrigation season. Owing to the increased drainage facilities provided during the year, there was no undue submersion.

The river water at the pumping station became fresh on the 6th June 1916, i.e., unusually early, and pumping for the season was commenced on the 10th idem. Some seed-beds were raised as usual under fresh water ponds and wells, but those for the greater portion of the area were raised only after the pumping was commenced. Pumping was stopped on the 23rd November.

Transplantation commenced earlier than usual on the 2nd July and was completed by the 23rd September. The irrigation season lasted for 167 days, against 156 and 151 days respectively in 1915-16 and 1914-15. Pumping was found necessary for 116 days against 119 days in 1915-16. Direct supply was given for 19 days from the river and no supply was required for 32 days.

No. 5 Penner River Canals System.

Capital outlay.

23. The capital outlay (direct and indirect) amounted to Rs. 3,589, which was incurred chiefly on improvements to the Thollagunta vagu drain.

Working expenses.

24. Under 'Extensions and improvements' and 'Maintenance and Repairs' the expenditure was Rs. 3,008 and Rs. 61,507 respectively against Rs. 6,100 and Rs. 54,091, the averages of the previous triennium. The increase under the latter head was due to the expenditure incurred in repairing damage caused by the cyclone of November 1915.

Area irrigated.

25. The area irrigated compares as shown below :—

Crop.	Average of the triennium ending 1915-16.	During 1915-16.	During 1916-17.
	ACS.	ACS.	ACS.
First crop	153,009	153,011	152,407
Second crop	18,907	27,071	36,260

The increase under second crop was due to good rainfall in the north-east monsoon. The extent of indigo cultivation was 14,278 acres against 9,676 acres in 1915-16

Financial results.

26. The gross revenue after deducting the old irrigation revenue amounted to Rs. 5,89,637, against Rs. 5,82,891, the average of the previous triennium, and Rs. 6,00,080, the revenue for 1915-16. The net revenue after deducting working expenses amounting to Rs. 1,08,265 came to Rs. 4,81,372, as compared with Rupees 4,79,394, the average of the previous triennium. The profit after deducting interest charges was Rs. 2,93,775, which represents a return of 4·38 per cent on the capital outlay, against 4·47 per cent in 1915-16 and 4·20 per cent in 1914-15.

No. 6 Kurnool-Cuddapah Canal.

Capital outlay.

27. The canal as a whole not having fulfilled the conditions of a productive public work, the current capital outlay thereon is met from Provincial funds, as in the case of minor works for which capital and revenue accounts are kept.

The Chepad and the Ukkayyapalli projects, subsidiary works under this canal, but sanctioned as productive public works, were under execution. The expenditure incurred during the year was Rs. 1,05,727, inclusive of indirect charges. The outlay on the Chepad and the Ukkayyapalli projects during the year was Rs. 44,977 and Rs. 28,025 respectively and to the end of the year, Rs. 4,95,977 and Rs. 69,762.

Working expenses.

28. (*a*) *Extensions and improvements and* (*b*) *Maintenance and repairs.*—The outlay under these heads together amounted to Rs. 77,485, against Rs. 85,227 of the previous year and Rs. 91,225, the average of the previous triennium. The heavy expenditure in previous years was due to the closing of breaches.

	RS.
Extensions and improvements ...	3,212
Maintenance and repairs	74,273

Navigation.

29. The navigation receipts and charges, the ton-mileage and value of goods carried on the canal are given in the statistical statement D-I.

Area irrigated.

30. The area irrigated was as shown below:—

Crop	Average of the triennium ending 1915-16.	During 1915-16.	During 1916-17.
	ACS.	ACS.	ACS.
First crop	58,548	57,121	52,145
Second crop	9,751	11,618	12,745

Financial results.

31. The gross revenue and working expenses amounted to Rs. 2,43,246 and Rs. 1,21,799, against Rs. 2,31,161 and Rs. 1,43,200 respectively, the averages of the previous triennium. The net revenue for the year was Rs. 1,21,447 and this fell short of the interest paid during the year by Rs. 6,30,732, which is 2·75 per cent of the capital outlay against 3·01 per cent in 1915-16 and 3·50 per cent in 1914-15.

General.

32. There were heavy floods in the Tungabhadra and the Penner, as already mentioned in paragraph 13 of chapter I above.

A revised estimate amounting to Rs. 1,02,600 for the Ukkayyapalli project was sanctioned in May 1916.

No. 7 Barur Tank.

Capital outlay.

33. The capital outlay on this work is being met from Provincial funds, as it has not fulfilled the conditions of a productive public work. No work on capital account was carried out during the year under review.

Working expenses.

34. The outlay incurred was Rs. 390 under Extensions and Improvements and Rs. 5,267 under Maintenance and Repairs, against Rs. 330 and Rs. 5,398, respectively, the averages of the previous triennium.

Area irrigated.

35. The area irrigated under the tank was as shown below :—

Crop.	Average of the triennium ending 1915-16.	During 1915-16.	During 1916-17.
	ACS.	ACS.	ACS.
First crop	3,677	3,748	3,753
Second crop	3,403	3,457	1,899

Financial results.

36. The gross revenue exclusive of that from old sources amounted to Rupees 18,037 and the net revenue after deducting the working expenses to Rs. 8,916, against Rs. 10,775 in the previous year and Rs. 9,616, the average of the previous triennium. The net revenue for the year was short of the interest paid by Rs. 4,908 which is 1·11 per cent on the capital outlay, against ·86 per cent in 1915–16 and 1·34 per cent in 1914–15.

General.

37. The supply in the Ponniar was satisfactory and the tank filled. The tank received its first supply on the 22nd May 1916 and remained full till February 1917. The highest flood for the year was 3·78 feet over the crest of the Nedungal anicut, which was recorded on the 24th November 1916, against the maximum recorded flood of 11·78 feet on the 11th November 1902. The rainfall during the year was 40·70 inches.

No. 8 Poiney Anicut System.

Capital outlay.

38. No expenditure was incurred under this head.

Working expenses.

39. The outlay was Rs. 2,957 under "Extensions and Improvements" and Rs. 9,813 under "Maintenance and Repairs," against Rs. 1,251 and Rs. 11,063 respectively, the averages of the previous triennium.

Area irrigated.

40. The area irrigated compares as shown below :—

Crop.	Average of the triennium ending 1915-16.	During 1915-16.	During 1916-17.
	ACS.	ACS.	ACS.
First crop	23,084	21,140	24,406
Second crop	6,250	9,256	8,104

Financial results.

41. The gross revenue and working expenses amounted to Rs. 82,638 and Rs. 21,354 respectively, against Rs. 76,816 and Rs. 20,061, the averages of the previous triennium. The net revenue of the year was Rs. 61,284. The profit after paying interest charges was Rs. 53,443, which is 21·88 per cent on the capital outlay, against 27·23 per cent in 1915–16 and 22·82 per cent in 1914–15.

General.

42. The floods were much below normal. The highest flood for the year occurred on the 23rd November 1916, when 1·7 feet of water passed over the crest of the anicut, the maximum recorded being 7·71 feet on the 1st November 1888.

No. 9 Cheyyar Anicut System.

Capital outlay.

43. There was no capital outlay during the year, but the capital account of the system was credited with a sum of Rs. 529.

Working expenses.

44. The expenditure under "Extensions and Improvements" and "Maintenance and Repairs" was Rs. 4,118 and Rs. 35,967 respectively, against Rs. 363 and Rs. 14,477 in 1915–16, and Rs. 1,074 and Rs. 24,977, the averages of the previous three years. The increase under both the heads was due to improvements carried out on a large scale to the tanks under the system, to bring them to the required standard of efficiency.

Area irrigated.

45. The areas irrigated under the system was as shown below :—

Crops.	Average of the triennium ending 1915-16.	During 1915-16.	During 1916-17.
	ACS.	ACS.	ACS.
First crop	21,843	21,716	20,032
Second crop	15,004	15,025	12,514

The decrease as compared with the previous year was due to the unfavourable character of the season.

Financial results.

46. The gross revenue and working expenses amounted to Rs. 62,107 and Rs. 52,971, respectively. The net revenue was Rs. 9,136, and this fell short of the interest paid during the year by Rs. 4,905, equivalent to 1·12 per cent on the capital outlay. In 1915–16 there was a profit of 10·64 per cent, and the loss during the year under review was due to the large outlay incurred under "Working expenses", already noticed above.

General.

47. The highest flood occurred on the 24th November 1916, when 8·8 feet of water passed over the crest of the anicut, against the maximum record of 12·9 feet on the 31st December 1903. A few tanks under the system were breached and a large number were more or less damaged by the cyclone of November 1916.

No. 10 Tirukkoyilur Anicut System.

48. There was no expenditure under this head.

Capital outlay.

Working expenses.

49. (*a*) *Extensions and improvements.*—The outlay was Rs. 1,717 against Rs. 977 in the previous year and Rs. 1,799, the average of the previous triennium.

(*b*) *Maintenance and repairs.*—The expenditure under the head was Rs. 8,646, against Rs. 13,616 in the previous year and Rs. 12,371, the average of the triennium ending 1915–16. The decrease was mainly due to the cyclone of November 1916 which upset the programme.

Area irrigated.

50. The following table shows the area irrigated :—

Crop.	Average of the triennium ending 1915-16.	During 1915-16.	During 1916-17.
	ACS.	ACS.	ACS.
First crop	26,010	25,750	26,638
Second crop	4,[illegible]94	4,592	4,915

The extent of sugarcane cultivation was 281 acres.

Financial results.

51. The gross revenue and working expenses amounted to Rs. 48,989 and Rs. 11,842, respectively. The net revenue was thus Rs. 37,147, against Rs. 34,674, the average of the previous triennium. The profit after paying interest charges amounted to Rs. 25,057, which is 6·67 per cent on the capital outlay, against 5·66 per cent in 1915–16.

General.

52. The highest flood during the year was 7 feet over the crest of the anicut on the 23rd November 1916, against the recorded maximum of 11·70 feet on the 31st December 1903. There was no damage to the anicut or head works, and none of the tanks under the system were breached or otherwise damaged by the cyclone of November 1916.

No. 11 Shatiatope anicut system.

Capital outlay.

53. No expenditure was incurred under this head.

Working expenses.

54. (*a*) *Extensions and improvements.*—The outlay was Rs. 556, against Rs. 943, the average of the previous triennium.

(*b*) *Maintenance and repairs.*—The expenditure under this head amounted to Rs. 19,490, against Rs. 27,187, the average of the three years ending 1915–16.

Area irrigated.

55. The area irrigated was as follows :—

Crops.	Average of the triennium ending 1915-16.	During 1915-16.	During 1916-17.
	ACS.	ACS.	ACS.
First crop	30,449	31,044	31,596
Second crop	3,177	4,025	4,145

Financial results.

56. The gross revenue and working expenses amounted to Rs. 1,12,970 and Rs. 34,880, respectively. The net revenue thus amounted to Rs. 78,090, against Rs. 78,378 in 1915–16, and Rs. 59,819, the average of the previous triennium. The profit after deducting interest charges amounted to Rs. 47,920, which is 4·93 per cent on the capital outlay, against 4·79 per cent in 1915–16 and 1·53 per cent in 1914–15.

General.

57. The highest flood level during the year was 12·80 feet over the anicut crest on the 17th October 1916, against the recorded maximum of 19·50 feet in 1880. The season was favourable to irrigation.

No. 12 Lower Coleroon Anicut System.

Capital outlay.

58. There was no expenditure under this head.

Working expenses.

59. (*a*) *Extensions and improvements.*—The outlay was Rs. 9,737, against Rs. 2,050 in 1915–16 and Rs. 1,628, the average of the previous triennium. The increase was due to the acquisition of land required for the diversion of the Coleroon right bank from 93/0 to 93/2.

(*b*) *Maintenance and repairs.*—The expenditure amounted to Rs. 34,755, against Rs. 41,381 in 1915–16 and Rs. 65,295, the average of the previous triennium. The high triennial average was due to the heavy expenditure incurred in 1914–15 in repairing the damage caused by the heavy floods of November and December 1913.

Area irrigated

60. The following table shows the area irrigated :—

Crop.	Average of the triennium ending 1915–16.	During 1915–16.	During 1916–17.
	ACS.	ACS.	ACS.
First crop	109,062	109,462	108,685
Second crop	3,795	3,665	4,939

Financial results.

61. The gross revenue and working expenses amounted to Rs. 2,95,934 and Rs. 74,922, respectively, against Rs. 2,97,044 and Rs. 1,06,058, the averages of the previous triennium. The net revenue for the year was Rs. 2,21,012. The profit after deducting interest charges was Rs. 1,59,383, representing a return of 8·21 per cent on the capital outlay, against 8·36 per cent in 1915–16.

General.

62. The maximum flood levels at the Lower anicut above sills of the regulators north and south branches were 12·6 feet and 13·6 feet, respectively, on the 19th October 1916 against the recorded maxima of 16·75 feet and 16·49 feet respectively, during 1911. No damage was caused by floods. The season was generally favourable.

No. 13 Toludur Project.

Project under construction.

63. The details regarding this project are given in paragraph 4 of chapter I.

No. 14 Cauvery Delta System.

Capital outlay.

64. The expenditure under this head amounted to Rs. 58,540, which was incurred chiefly on the following works :—

Works completed and in progress.

(1) *Improvements to the Pillai voikal No. 3 (estimate Rs. 65,910).*—The outlay during the year was Rs. 7,307 and to the end of the year Rs. 64,018. The work was practically completed.

(2) *Improvements to the Manniar between the six vents surplus on the Cauvery and four vents surplus sluice on the Coleroon.*—The outlay during and to the end of the year was Rs. 1,782 and Rs. 10,700, against the estimate of Rs. 18,200.

(3) *Improvements to the Vellapalem Uppanar.*—The expenditure during the year was Rs. 5,804 and to the end of the year Rs. 32,045, against the estimate of Rs. 53,000.

(4) *Improvements to the Marakakorayar (estimate Rs. 11,600).*—The outlay during the year was Rs. 3,925 and to the end of the year Rs. 10,036.

(5) *Constructing a syphon for the Vellapalem channel with a foot bridge combined across the proposed straight cut for the Uppanar in Vellapalem loop (estimate Rs. 11,000).*—The outlay to the end of the year was Rs. 7,564.

(6) *Improvements to the Kannappamulai calingulah across the Kadaliar.*—The expenditure during and to the end of the year was Rs. 4,500, against the estimate of Rs. 7,150.

(7) *Improvements to the tail end of the Vellapar (estimate Rs. 17,500).*—The work was started during the year and the outlay was Rs. 2,436.

(8) *Constructing the Eravakkadu dam across the Vellayar into a regulator.*—The work was completed during the year at a cost of Rs. 7,408, against the estimate of Rs. 8,500.

Working expenses.

65. (*a*) *Extensions and improvements.*—The expenditure was Rs. 41,641 against Rs. 33,751 in 1915–16 and Rs. 36,329 the average of the previous triennium.

(*b*) *Maintenance and repairs.*—The outlay was Rs. 1,21,163, against Rs. 1,43,689 in the previous year and Rs. 1,54,649, the average of the past three years.

Area irrigated.

66. The area irrigated compares as shown below :—

Crop.	Average of the triennium ending 1915–16.	During 1915–16.	During 1916–17.
	ACS.	ACS.	ACS.
First crop	898,958	897,614	887,139
Second crop	82,394	80,856	86,553

The extent of sugarcane cultivation was 787 acres against 607 acres in 1915–16.

Financial results.

67. The gross revenue, exclusive of that from old sources, was Rs. 9,37,012, against Rs. 10,07,104 in 1915–16 and Rs. 10,06,440, the average of the previous triennium. The working expenses amounted to Rs. 1,58,823, against Rs. 1,94,184 in the previous year and Rs. 2,08,980, the average of the past three years. The net revenue of the year was Rs. 7,78,189, against Rs. 7,97,459, the average of the previous triennium. The profit after deducting interest charges amounted to Rs. 6,42,791, which is 14·85 per cent of the capital outlay, against 15·75 per cent in 1915–16 and 14·44 per cent in 1914–15.

General.

68. No damage was caused by floods. The rainfall was well distributed and the season generally favourable.

No. 15 Periyar System.

Capital outlay.

69. The capital outlay (direct and indirect) amounted to Rs. 13,163, which was incurred principally on the following works :—

Works in progress and completion.

(1) *Improvements to No. 11 Sirman Kanmoy.*—The work was completed at a cost of Rs. 5,869 against the estimate of Rs. 6,368.

(2) *Improvements to the Anaiyur distributary.*—The outlay during the year was Rs. 2,142 and to the end of the year Rs. 16,905 against the estimate of Rs. 17,183.

(3) *Raising the platform, altering the gearing and roller arrangements and shifting the bridge of Peranai regulator.*—The outlay on the work to the end of the year was Rs. 62,543 against the estimate of Rs. 66,200.

Working expenses.

70. (*a*) *Extensions and improvements.*—The expenditure amounted to Rupees 6,708, against Rs. 10,753 in the previous year and Rs. 17,789, the average of the past three years. The increase in the triennial average was due to the write-back in 1913–14 of certain expenditure from the capital to the revenue account, and to the large amount of work done on improvements to distributaries and in the construction of regulators for the XII Branch channel, to control the supply of water to the Sivaganga zamindari.

(*b*) *Maintenance and repairs.*—The outlay was Rs. 94,606, against Rupees 96,918 in 1915–16 and Rs. 99,027, the average of the previous triennium. The amount included Rs. 42,965, the rent annually paid to the Travancore Darbar for the land of the Periyar lake.

Area irrigated.

71. The area irrigated is as shown below :—

Crop.	Average of the triennium ending 1915–16.	During 1915–16.	During 1916–17.
	ACS.	ACS.	ACS.
First crop	127,244	127,820	130,051
Second crop	46,925	48,456	41,875

Financial results.

72. The gross revenue exclusive of that from old sources amounted to Rs. 5,64,243 and the working expenses to Rs. 1,50,237. The net revenue was

Rs. 4,14,006, against Rs. 4,60,486 in 1915–16 and Rs. 4,37,354, the average of the previous triennium. The profit after deducting interest charges was Rs. 74,881, which is 0·70 per cent on the capital outlay, against 0·98 per cent in 1915–16.

General.

73. The rainfall during the north-east monsoon was scanty. The general condition of the crops was good and the water-supply sufficient. For several months in the year the lake was at or near F.T.L. Floods were normal and there was no damage done by them. The highest flood during the year in the Vaigai was recorded at Peranai on the 15th October 1916. The front reading at the regulator with two shutters raised by 7 feet was 10·5 feet above the sill and the rear reading was 6·1 feet.

The Periyar lake rose to R.L. 151·52 on the 15th October 1916. The head sluice was opened for irrigation with lake level at 145·80 feet on the 12th June 1916. Owing to the late commencement of irrigation in the first two reaches of the canal, the head sluice was not closed until 22nd March 1917.

No. 16 Srivaikuntam Anicut System.

Capital outlay.

Works in progress.

74. The expenditure under this head amounted to Rs. 17,549, which was incurred chiefly on the following works :—

(1) *Improvements to the Authur and Kiranur tanks and supply channel.*—The expenditure during the year was Rs. 10,193 and to the end of the year Rs. 17,724, against the estimate of Rs. 40,450.

(2) *Improvements to the Korampallam large tank.*—The expenditure during and to the end of the year was Rs. 3,904 and Rs 22,914 respectively against the estimate of Rs. 23,200. The work was practically completed.

(3) *Constructing a regulator across the north main channel.*—The outlay to the end of the year was Rs 7,031 against the estimate of Rs. 7,400.

Working expenses.

75. (*a*) *Extensions and improvements.*—The expenditure amounted to Rs. 5,000, against Rs. 2,491 in 1915–16 and Rs. 2,769 the average of the previous triennium. The increase was due to the extension of the groyne below the Srivaikuntam anicut and to the lowering and widening of a portion of the flood bank above the anicut.

(*b*) *Maintenance and repairs.*—The outlay under the head was Rs. 56,215, against Rs. 89,297 in 1915–16 and Rs. 47,126, the average of the past three years. Heavy expenditure was incurred in the previous year in repairing the damage caused by the floods of December 1914.

Area irrigated.

76. The area irrigated compares as shown below :—

Crop.	Average of the triennium ending 1915–16.	During 1915–16.	During 1916–17.
	ACS.	ACS.	ACS.
First crop	24,789	24,781	24,793
Second crop	20,956	21,278	17,097

Financial results.

77. The gross revenue and working expenses amounted to Rs. 1,44,321 and Rs. 86,083 respectively, against Rs. 1,57,645 and Rs. 73,462, the averages of the previous triennium. The net revenue for the year amounted to Rs. 58,238. The profit after deducting interest charges was Rs. 5,685, which is 0·33 per cent of the capital outlay, against a loss of Rs. 21,717 in 1915–16.

General.

78. The rainfall during the north-east monsoon was below the average. There was, however, copious rainfall in January and February 1917 which filled the tanks and channels just when they were beginning to run low. The highest flood in the Tambraparni river for the year was recorded on the 30th November 1916, the depth on the Srivaikuntam anicut crest being 2·00 feet. The highest recorded depth is 12·50 feet on the 4th December 1914.

PROTECTIVE WORKS.

No. 17 Rushikulya System.

Capital outlay.

Works in progress.

79. The capital expenditure during the year amounted to Rs. 1,246, which was incurred on the following works :—

(1) *Improvements to the aqueduct at 1 mile 6 furlongs of the Mahanadi canal.*—The work was compleled at a cost of Rs. 4,299 against the estimate of Rs. 5,200.

(2) *Improvements to the apron in rear of the scouring sluice of the Goomsur anicut (estimate Rs. 3,100).*—The work was started during the year and an outlay of Rs. 295 incurred.

Working expenses.

80. (*a*) *Extensions and improvements.*—The expenditure amounted to Rs. 5,503 against Rs. 3,129, the average of the previous triennium.

(*b*) *Maintenance and repairs.*—The outlay was Rs. 52,121, against Rs. 52,404 in 1915–16 and Rs. 48,163 the average of the previous three years.

Area irrigated.

81. The area irrigated is as shown below :—

Crops.	Average of the triennium ending 1915–16.	During 1915–16.	During 1916–17.
	ACS.	ACS.	ACS.
First crop	105,611	105,297	101,954
Second crop	2, 09	3,218	2,692

Financial results.

82. The gross revenue and working expenses, excluding those relating to old sources, amounted to Rs. 1,69,591 and Rs. 73,148 respectively. The net revenue, viz., Rs. 96,443, fell short of the interest paid during the year by Rs. 57,612, equivalent to 1·13 per cent of the capital outlay, as compared with Rs. 42,357, or 0·83 per cent in the previous year.

General.

83. The average rainfall on the system was 60·04 inches, against 52·94 inches in the previous year. The highest floods during the year were 3·1 feet over the 2 feet planks fitted on the crest of the Janamilli anicut in the Rushikulya river, 4·3 feet over the crest of the Goomsur anicut in the Mahanadi river, and 3·55 feet over the crest of the Gulleri anicut in the Gulleri river, against the maximum recorded floods of 10 feet, 12·3 feet and 13·25 feet, respectively.

Gaugings were continued in the Gulleri, the Mahanadi and the Rushikulya canals and in some of the distributaries.

No. 18 Bhavanasi Tank Project.

No. 19 Mopad Reservoir Project.

No. 20 Venkatapuram Tank Project.

Projects under construction.

84. The details regarding the above three projects are given in paragraph 5 of Chapter I.

CHAPTER III.—CLASS II. MINOR WORKS AND NAVIGATION FOR WHICH CAPITAL AND REVENUE ACCOUNTS ARE KEPT.

No. 21 Ganjam Minor Rivers System.

Capital outlay.

An expenditure of Rs. 2,397 was incurred on 'Improvements to the Wadada channel.'

Working expenses.

2. The outlay under 'Extensions and Improvements' and 'Maintenance and Repairs' amounted to Rs. 4,004 and Rs. 20,749 respectively, against Rs. 1,603 and Rs. 17,409 in the previous year. The increase was due to the expenditure incurred on a large number of urgent works during the year.

Area irrigated.

3. The area irrigated was 64,740 acres first crop and 7,615 acres second crop against 63,662 acres and 9,480 acres in the previous year.

Financial results.

4. The gross revenue exclusive of that from old sources amounted to Rupees 58,269 and the working expenses to Rs. 27,818. The net revenue thus amounted to Rs. 30,451, which is 11·34 per cent of the capital outlay, against Rs. 47,331 or 17·79 per cent in the previous year.

No. 22 Muniyeru Project.

Capital outlay.

5. No expenditure was incurred under this head.

Working expenses.

6. The expenditure amounted to Rs. 3 under 'Extensions and Improvements' and Rs. 6,013 under 'Maintenance and Repairs', against Rs. 407 and Rs. 6,264 in the previous year.

Area irrigated.

7. The area irrigated during the year was 5,484 acres first crop and 19 acres second crop, against 5,261 acres first crop in the previous year.

Financial results.

8. The gross revenue and working expenses amounted to Rs. 20,769 and Rs. 8,255 respectively, thus bringing the net revenue to Rs. 12,514, which is 2·0 per cent of the capital outlay, as compared with Rs. 10,446, or 1·75 per cent in the preceding year.

No. 23 Peddanayudu Tank of Chinnaraopalem.

Capital outlay.

9. A small sum of Rs. 4 was spent under this head for taking gauge readings of the tank.

Working expenses.

10. The expenditure under 'Extensions and Improvements' and 'Maintenance and Repairs' amounted to Rs. 30 and Rs. 301, against Rs. 274 and Rs. 196 in the previous year.

Area irrigated.

11. The area irrigated during the year was 113 acres first crop and 10 acres second crop against 93 acres and 1 acre respectively in the previous year.

Financial results.

12. The net revenue derived amounted to Rs. 37, which is ·06 per cent of the capital outlay, against Rs. 289, or 0·46 per cent in the previous year.

General.

13. The Tumma trees in the bed of the tank were partly removed during the year.

No. 24 Bhrugubhanda Project.

Project in abeyance.

14. This work has not been commenced, having been ordered to be taken up only when necessity for famine-relief arises.

No. 25 Jangamaheswarapuram Tank.

Capital outlay.

15. An expenditure of Rs. 1,869 was incurred during the year on 'Improvements to the Gurazala tank distributary channel.'

Working expenses.

16. The expenditure under 'Extensions and Improvements' and 'Maintenance and Repairs' amounted to Rs. 226 and Rs. 101, respectively, against Rs 14 and Rs. 448 in the previous year.

Area irrigated.

17. The area irrigated was 620 acres first crop and 106 acres second crop against 197 acres and 20 acres in the previous year.

Financial results.

18. The net revenue after deducting working expenses amounted to Rs. 2,289, which is 3·2 per cent on the capital outlay, against a deficit of Rs. 176 in the previous year.

No. 26 Atmakur Tank.

Capital outlay.

19. There was no expenditure under this head.

Working expenses.

20. The outlay under 'Maintenance and Repairs' amounted to Rs. 523, against an expenditure of Rs. 148 under 'Extensions and Improvements' and Rs. 252 under 'Maintenance and Repairs' in the previous year. The increase under 'Maintenance and Repairs' was due to certain urgent repairs carried out to the tank.

Area irrigated.

21. The area irrigated during the year was 656 acres first crop and 258 acres second crop, against 247 acres and 69 acres respectively in 1915–16.

Financial results.

22. The net revenue after deducting working expenses amounted to Rs. 3,034, giving a return of 3·46 per cent on the capital outlay, against Rs. 552 or 0·45 per cent in the previous year.

No. 27 Dondapad Tank.

Capital outlay.

23. No expenditure was incurred under this head.

Working expenses.

24. An outlay of Rs. 100 was incurred under 'Maintenance and Repairs,' against Rs. 132 in the previous year.

Area irrigated.

25. The area irrigated was 297 acres first crop and 151 acres second crop, against 298 and 129 acres respectively in the preceding year.

Financial results.

26. The net revenue after deducting working expenses amounted to Rs. 1,254, or 0·89 per cent, on the capital outlay, against Rs. 1,013 or ·73 per cent in the previous year.

No. 28 Hajipuram Tank.

Capital outlay.

27. No expenditure was incurred under this head.

Working expenses.

28. A sum of Rs. 83 was spent under 'Maintenance and Repairs.'

Area irrigated.

29. The area irrigated was 496 acres first crop and 40 acres second crop, against 516 acres and 15 acres in the preceding year.

Financial results.

30. The net revenue of the year amounted to Rs. 2,989, giving a return of 0·96 per cent on the capital outlay, against Rs. 1,145 or 0·37 per cent in the previous year.

No. 29 Ponnalur Tank.

Capital outlay.

31. No expenditure was incurred under this head.

Working expenses.

32. The outlay under 'Maintenance and Repairs' was Rs. 5,427, against Rs. 12,120 in the previous year. Heavy outlay was incurred in 1915–16 on special repairs to the tank.

Area irrigated.

33. The area irrigated was 691 acres first crop and 131 acres second crop, against 680 acres and 161 acres in the previous year.

Financial results.

34. The net revenue showed a deficit of Rs. 2,727 against Rs. 11,085 in the previous year.

No. 30 Anamasamudram-Beraparu Tank.

Capital outlay. Working expenses.

35. There was no expenditure under these heads.

Area irrigated.

36. The area irrigated was 975 acres first crop and 50 acres second crop, against 979 acres and 39 acres in the previous year.

Financial results.

37. The net revenue amounted to Rs. 304, which is 0·41 per cent on the capital outlay, against a deficit of Rs. 1,329 in the previous year.

No. 31 Yerur Tank.

Capital outlay. Working expenses.

38. No expenditure was incurred under these heads, against Rs. 1,910 and Rs. 1,490, the outlay under capital account and working expenses in 1915–16.

Area irrigated.

39. The area irrigated was 1,336 acres first crop and 2 acres second crop, against 1,303 acres and 4 acres in the previous year.

Financial results.

40. The net revenue amounted to Rs. 2,658, which is 4·20 per cent on the capital outlay, against Rs. 680 or 1·07 per cent in the previous year.

No. 32 Sagileru System.

Capital outlay.

41. There was no expenditure under this head.

Working expenses.

42. The expenditure under the head amounted to Rs. 2,853 against Rs. 2,085 in the previous year.

Area irrigated.

43. The area irrigated was 4,364 acres first crop and 3,194 acres second crop, against 4,370 acres and 2,185 acres in the previous year.

Financial results.

44. The net revenue amounted to Rs. 5,558, which is 1·20 per cent on the capital outlay, against Rs. 4,650 or 1·00 per cent in the previous year.

No. 33 Nagavaram Anicut and Supply Channel.

Capital outlay.

45. The expenditure during the year amounted to Rs. 184 and to the end of the year Rs. 1,09,890, against the estimate of Rs. 1,05,795. The project was completed.

Area irrigated.

The area irrigated during the year was about 1,000 acres against 600 acres in the previous year.

No. 34 Kocheruvu Tank Project.

Capital outlay.

46. The outlay during the year was Rs. 573 and to the end of the year Rs. 1,26,354, against the estimate of Rs. 1,31,500. The work was completed.

General.

47. Owing to the porosity of the bed, the tank leaked considerably in 1915–16. During the year under review the leakage was investigated and steps taken to locate it. The area irrigated during the year was 330 acres.

No. 35 Siddapur Project.

Project under execution.

48. Details regarding this project are given in paragraph 6 of Chapter I.

No. 36 Cumbum Tank.

Capital outlay

49. No expenditure was incurred under this head.

Working expenses.

50. There was an expenditure of Rs. 14 under 'Extensions and Improvements' and Rs. 985 under 'Maintenance and Repairs', against Rs. 226 and Rs. 998 respectively in the previous year.

Area irrigated.

51. The area irrigated was 5,466 acres first crop and 4,360 acres second crop, against 5,325 acres and 4,384 acres in the previous year. The extent of sugarcane cultivation was 1,198 acres against 717 acres in the previous year.

Financial results

52. The net revenue amounted to Rs. 5,732, which represents a return of 6·64 per cent on the capital outlay, against Rs. 8,531 or 9·88 per cent in the preceding year.

No. 37 Markapur Tank.

Capital outlay.

53. There was no capital outlay during the year.

Working expenses.

54. An expenditure of Rs. 1,391 was incurred under 'Maintenance and Repairs' against Rs. 1,013 in the previous year.

Area irrigated.

55. The area irrigated was 953 acres first crop and 486 acres second crop, against 1,041 acres and 458 acres respectively in the previous year.

Financial results.

56. The net revenue of the year amounted to Rs. 1,993, which is 1·65 per cent on the capital outlay, against Rs. 2,455 or 2·03 per cent in the previous year.

No. 38 Yellanur Tank Project.

Project under construction.

57. Details regarding this project are given in paragraph 6 of Chapter I.

No. 39 Arkenkota Channel.

Capital outlay.

58. No expenditure was incurred under this head.

Working expenses.

59. The outlay during the year amounted to Rs. 377 under 'Extensions and Improvements' and Rs. 5,051 under 'Maintenance and Repairs', against Rs. 5,105 under 'Maintenance and Repairs' in the previous year.

Area irrigated.

60. The area irrigated was 4,667 acres first crop and 435 acres second crop, against 4,664 acres and 495 acres in the previous year.

Financial results.

61. The net revenue due to improvements amounted to Rs. 11,949, which is 8·27 per cent on the capital outlay, as compared with Rs. 13,128 or 9·09 per cent in the preceding year.

No. 40 Thadapalli Channel.

Capital outlay.

62. No work was carried out under this head during the year.

Working expenses.

63. The outlay during the year amounted to Rs. 801 under 'Extensions and Improvements' and Rs. 10,099 under 'Maintenance and Repairs', against Rs. 12,336 under 'Maintenance and Repairs' in the previous year.

Area irrigated.

64. The area irrigated during the year was 14,948 acres first crop and 1,642 acres second crop, against 14,869 acres and 1,621 acres in the preceding year.

Financial results.

65. The net revenue due to improvements amounted to Rs. 42,115, which is 23·96 per cent on capital outlay, against Rs. 46,896 or 26·68 per cent in the preceding year.

No. 41 Kalingarayan Channel.

Capital outlay.

66. There was no outlay under this head during the year.

Working expenses.

67. An expenditure of Rs. 8,189 was incurred under 'Maintenance and Repairs', against Rs. 361 under 'Extensions and Improvements' and Rs. 10,209 under 'Maintenance and Repairs' in the previous year.

Area irrigated.

68. The area irrigated was 11,922 acres first crop and 8,510 acres second crop, against 11,952 acres and 11,071 acres in 1915–16.

Financial results.

69. The net revenue amounted to Rs. 30,402, which is 16·84 per cent on the capital outlay, against Rs. 40,975 or 22·70 per cent in the preceding year.

No. 42 Kaniyampalayam Anicut Project.

Project under construction.

70. Details regarding this project are given in paragraph 6 of Chapter I.

No. 43 Palar Anicut System.

Capital outlay.

71. The expenditure under this head amounted to Rs. 1,811, which was incurred on two small works which were completed during the year.

Working expenses.

72. The expenditure amounted to Rs. 8,517 under 'Extensions and Improvements' and Rs. 35,385 under 'Maintenance and Repairs', against Rs. 5,338 and Rs. 28,016 respectively in the previous year, and Rs. 4,797 and Rs. 39,882, the averages of the triennium ending 1915–16.

Area irrigated.

73. The area irrigated was 77,893 acres first crop and 35,824 acres second crop, against 80,553 acres and 32,778 acres respectively in the previous year. The fall in the first crop was due to the unfavourable character of the season.

Financial results.

74. The net revenue derived from the work was Rs. 1,58,567, equivalent to 6·50 per cent on the capital outlay, against Rs. 1,98,722 or 8·15 per cent in the preceding year.

General.

75. The highest flood during the year occurred on the 23rd November 1916 with 1·5 feet of water over the crest of the anicut, against the maximum recorded flood level of 7·85 feet on the 12th November 1903. The cyclone of November 1916 caused breaches in a few tanks and eroded the bunds of a few other tanks.

No. 44 Valluru Anicut System.

Capital outlay.

76. There was no expenditure under this head.

Working expenses.

77. No outlay was incurred under 'Extensions and Improvements', but under 'Maintenance and Repairs' a sum of Rs. 487 was spent against Rs. 474 in the previous year.

Area irrigated.

78. The area irrigated was 5,172 acres first crop and 231 acres second crop, against 5,127 acres and 266 acres in the previous year.

Financial results.

79. The net revenue amounted to Rs. 4,389, which is 6·73 per cent of the capital outlay, against Rs. 6,637 or 10·17 per cent in 1915–16.

No. 45 Madras Water-supply and Irrigation System.

Capital outlay.

80. The capital expenditure during the year amounted to Rs. 3,328, which was incurred on 'improvements to the drainages below the Red Hills Tank.'

Working expenses.

81. The outlay under 'extensions and improvements' and 'maintenance and repairs' amounted to Rs. 1,197 and Rs. 9,579, respectively, against Rs. 2,286 and Rs. 10,464 in the preceding year.

Area irrigated.

82. The area irrigated was 7,517 acres first crop and 3,463 acres second crop, against 7,562 acres and 3,582 acres in the previous year.

Financial results.

83. The net revenue amounted to Rs. 33,771, equivalent to a return of 1·89 per cent on the capital outlay, as compared with Rs. 34,585 or 1·94 per cent in 1915–16. The miscellaneous revenue, including that from the water-supply to the town, amounted to Rs. 31,802 against Rs. 32,518 in the preceding year.

No. 46 Chembrambakkam Tank.

Capital outlay.

84. There was no outlay under this head during the year.

Working expenses.

85. The outlay under 'extensions and improvements' and 'maintenance and repairs' amounted to Rs. 13,508 against Rs. 13,986 in the previous year and Rs. 13,757, the average of the previous triennium.

Area irrigated.

86. The area irrigated was 13,405 first crop and 4,189 acres second crop, against 13,173 acres and 7,510 acres in 1915–16 and 13,326 acres and 8,400 acres, the average of the previous triennium.

Financial results. 87. The net revenue amounted to Rs. 27,937, equivalent to 3·72 per cent on the capital outlay, as compared with Rs. 39,509 or 5·26 per cent in 1915–16.

No. 47 Mehamatur Anicut System.

Capital outlay. 88. There was no expenditure under this head.

Working expenses. 89. The expenditure under 'maintenance and repairs' amounted to Rs. 3,004 against Rs. 3,920 in 1915–16. During the year there was also an outlay of Rs. 223 under 'extensions and improvements.'

Area irrigated. 90. The area irrigated was 4,213 acres first crop and 218 acres second crop, against 4,506 acres and 479 acres in 1915–16.

Financial results. 91. The net revenue due to improvements was Rs. 10,619, equivalent to 14·61 per cent on the capital outlay, against Rs. 11,728 or 16·14 per cent in the previous year.

General. 92. The highest flood was on the 17th October 1916 when it rose to 5·10 feet over the crest of the anicut against the highest recorded level of 6·40 feet on the 10th November 1913. The floods were heavy and damaged the rear second apron of the anicut. There was no damage to crops.

No. 48 Vridhachalam Anicut System.

Capital outlay. 93. There was no outlay on the capital account of the system.

Working expenses. 94. The expenditure under 'maintenance and repairs' amounted to Rs. 5,511 against Rs. 5,430 in the previous year. An expenditure of Rs. 219 was also incurred under 'extensions and improvements.'

Area irrigated. 95. The area irrigated amounted to 8,232 acres first crop and 305 acres second crop, against 8,206 acres and 177 acres in the previous year.

Financial results. 96. The net revenue amounted to Rs. 16,455, representing a return of 18·98 per cent on the capital outlay, against Rs. 16,433 or 18·96 per cent in the previous year.

General. 97. The highest flood level during the year was 7·8 feet on the 17th October 1916, the maximum recorded level being 13·25 feet on the 10th November 1913. Damage was caused to works by the floods, rendering extensive repairs necessary. The season was on the whole good and favourable to agricultural operations.

No. 49 Pelandorai Anicut System.

Capital outlay. 98. A small outlay of Rs. 29 was incurred in meeting petty liabilities on improvements to the anicut, which were completed in the previous year.

Working expenses. 99. The outlay under 'maintenance and repairs' amounted to Rs 16,133 against Rs. 21,879 in the previous year. An expenditure of Rs. 1,346 was also incurred under 'extensions and improvements.'

Area irrigated. 100. The area irrigated was 11,762 acres first crop and 503 acres second crop, against 11,716 acres and 538 acres in the previous year.

Financial results. 101. The net revenue during the year amounted to Rs. 17,912, representing a return of 2·72 per cent on the capital outlay, against Rs. 12,660 or 1·92 per cent in the previous year.

General. 102. The highest flood level was 10·30 feet over the crest of the anicut on the 17th July 1916 against the maximum of 22·50 feet recorded in 1913.

No. 50 Nandyar Channel System.

Capital outlay. 103. An expenditure of Rs. 1,239 was incurred on certain improvements to the Kandradithan tank.

Working expenses. 104. The outlay amounted to Rs. 2,997 under 'maintenance and repairs' against Rs. 107 under 'extensions and improvements' and Rs. 2,276 under 'maintenance and repairs' in the preceding year.

Area irrigated. 105. The area irrigated was 5,989 acres first crop and 1,989 acres second crop, against 6,215 acres and 2,121 acres in the previous year.

Financial results. 106. The gross revenue due to the system and working expenses amounted to Rs. 4,371 and Rs. 40 against Rs. 4,970 and 3,239 of the previous year. The reduction under working expenses was due to the fact that the old maintenance charges of the system were fixed during the year at Rs. 4,042. The net revenue therefore amounted to Rs. 4,331, representing a return of 6·76 per cent on the capital outlay, against Rs. 1,731 or 2·75 per cent in the preceding year.

No. 51 Panjapatti Reservoir Project.

Project under construction. 107. Details regarding this project are given in paragraph 6 of Chapter I.

No. 52 Marudur Anicut System.

Capital outlay. 108. There was no expenditure under this head

Working expenses. 109. The outlay incurred was Rs. 112 under 'Extensions and improvements' and Rs. 15,974 under 'Maintenance and repairs,' against Rs. 1,279 and Rs. 24,405 in the previous year.

Area irrigated. 110. The area irrigated was 17,263 acres first crop and 13,715, acres second crop, against 17,518 acres and 16,620 acres in the previous year.

Financial results. 111. The net revenue due to improvements amounted to Rs. 75,867 which is 146·44 per cent on the capital outlay, as compared with Rs. 75,306 or 145·36 per cent in the preceding year.

No. 53 Mahadevapuram Project.

No. 54 Baguva Project.

No. 55 Chinna Tekur Project.

No. 56 Rayapuram Project.

Projects in abeyance. 112. These have been sanctioned as famine-relief works, i.e., works to be undertaken only when any necessity for relief measures arises.

No. 57 Chilka Lake Canal.

113. The canal is 8 miles long. It worked at a loss of Rs. 182 during the year, the gross receipts and working expenses being Rs. 27 and Rs. 209, respectively. The question of transferring the canal to the Salt Department was under the consideration of the local officers.

No. 58 Ganjam-Gopalpur Canal.

114. The gross receipts during the year amounted to Rs. 125 and the working expenses to Rs. 206. The canal therefore worked at a loss of Rs. 81, the average loss of the previous triennium being Rs. 141.

No. 59 Buckingham Canal.

Capital outlay. 115. This canal which is 262 miles long is intended solely for navigation. There was no capital outlay during the year but the capital account of the canal was credited with a sum of Rs. 2,063.

Working expenses. 116. (*a*) *Extensions and improvements*, (*b*) *Maintenance and repairs*.—The expenditure was Rs. 764 and Rs. 92,144, against Rs. 213 and Rs. 1,07,149, respectively in the preceding year and Rs. 332 and Rs. 1,18,981, the averages of the previous triennium.

Navigation receipts. 117. The navigation receipts, ton-mileage and the number of passengers carried during the year compare as follows with those of the previous years :—

	1916–17.	1915–16.
Receipts	Rs. 67,215	66,891
Ton-mileage	6,783,334	6,879,678
Value of goods	Rs. 81,00,969	75,09,426
Number of passengers	90,724	92,791

The rates adopted for appraising the value of goods are those used for rail-borne traffic.

Financial results.

118. The following table compares the gross receipts and working expenses of the year with those of the previous triennium :—

—	Average of the triennium ending 1915-16.	During 1915-16.	During 1916-17.
	RS.	RS.	RS.
Gross receipts	70,424	69,019	66,999
Working expenses	1,57,462	1,45,462	1,23,533
Net revenue	— 87,038	— 76,443	— 56,534

No. 60 Vedaranniyam Canal.

119. This canal is 34½ miles long and is maintained partly in the interests of salt traffic. The gross receipts amounted to Rs. 741 and the working expenses to Rs. 6,194. There was thus a loss of Rs. 5,453 to Government on the working of the canal during the year, against a saving of Rs. 10,707 during the previous year. The large revenue in the previous year was due to the fact that during that year the moiety of the working expenses of the canal due by the District Board Tanjore, for the previous ten years was recovered. During the year under review, a portion of the canal was deepened to 3·50 feet below M.S.L. to facilitate navigation. The canal being valuable as a means of communication the District Board contributes equally with Provincial funds towards its maintenance. The loss to the District Board on the maintenance of the canal during the year was Rs. 1,257 (receipts Rs. 640 and expenditure Rs. 1,897).

CHAPTER IV.—CLASSES III AND IV MINOR WORKS AND NAVIGATION FOR WHICH NEITHER CAPITAL NOR REVENUE ACCOUNTS ARE KEPT AND AGRICULTURAL WORKS.

CLASS III WORKS.

Number of works.

The number of works in this class during the year was 37,101, as shown in the table below :—

—	Channels.	Tanks.	Other works.	Total.
Class III (a)	521	2,811	..	3,332
Do. (b)	5,441	24,912	3,416	33,769
Total ..	5,962	27,723	3,416	37,101

Area irrigated and Financial results.

2. The area irrigated by, the outlay incurred on and the revenue derived from works of this class are dealt with in paragraph 8 of Chapter I.

Outlay.

3. The subjoined statements show the details of the outlay during the year :—

(i)

Statement showing the outlay incurred in 1916-17 on Class III works by departmental heads.

—	Ordinary minor works			Old maintenance charges.	Tank Restoration works.	Total.
		Revenue Department.				
	Public Works Department.	Works in charge of Public Works officers.	Works in charge of Civil officers acting as Public Works disbursers.			
	RS.	RS.	RS.	RS.	RS.	RS.
Original works	1,14,866	15,975	17,474	40,497	..	1,88,812
Repairs	4,68,054	25,175	20,840	2,05,964	3,31,615	10,51,648
Establishment	1,26,972	8,793	..	3,25,644	70,245	5,31,654
Tools and plant	9,954	612	..	3,267	4,902	18,735
Refunds of revenue	40	..	..	..	..	40
Total ..	7,19,886	50,555	38,314	5,75,372	4,06,762	17,90,889
Add outlay incurred by Civil officers on Minor Irrigation works.	..	..	..	..	..	6,44,580
Total ..	..	..	..	..	..	24,35,469

(ii)

Statement showing by districts the expenditure incurred by Civil officers acting as Pub Works disbursers during 1916-17.

Districts.	Original works	Repairs.	Total.
	RS.	RS.	RS.
North Arcot	6,599	3,294	9,893
Ramnad	..	724	724
South Arcot	2,670	2,332	5,002
Chingleput	5,648	11,870	17,518
Tinnevelly	1,482	2,620	4,102
Madura	1,075	..	1,075
Total ..	17,474	20,840	38,314

Progress of works.

4. The following important works were carried out during the year :—

VIZAGAPATAM DIVISION.

(1) *Improvements to the Narsapur channel.*—The work was started during the year and the outlay incurred was Rs. 1,096 against the estimate of Rs. 9,700.

GODAVARI NORTHERN DIVISION.

(2) *Restoration of the Edira tank—Estimate Rs.* 6,000.—Earthwork to the extent of Rs. 1,000 was done during the year.

BELLARY DIVISION.

(3) *Reconstructing the leaky and important sluices in the Raya channel.*—The work was completed during the year at a cost of Rs. 9,048 against the estimate of Rs. 10,860.

(4) *Improvements to the Gandiganur tank.*—The outlay during the year was Rs. 469 and to the end of the year Rs. 10,598 against the estimate of Rs. 14,300. Work on the distributaries yet remains to be done.

WEST COAST DIVISION.

(5) *Reconstructing bridge No.* 1 *across the West Coast canal.*—The work was completed at a cost of Rs. 6,831 against an estimate of Rs. 5,500.

NELLORE DIVISION.

(6) *Constructing a head sluice to the Battipad channel and excavating a branch channel therefrom.*—The outlay during the year was Rs. 4,805 and to the end of the year Rs. 6,486 against the estimate of Rs. 8,580.

(7) *Constructing a fish farm in the Ippur tank.*—Estimates aggregating Rs. 26,910 were sanctioned for the work An outlay of Rs. 7,014 was incurred during the year, the total outlay to the end of the year being Rs. 24,351. The work was almost completed.

TRICHINOPOLY DIVISION.

(8) *Improvements to the Nangavaram kattuvari.*—The outlay during the year was Rs. 7,658 and to the end of the year Rs. 9,254 against the estimate of Rs. 33,700.

(9) *Improvements to the head sluice of the Wyacondan channel.*—The work was started towards the close of the year under an estimate of Rs. 11,000 and an outlay of Rs. 506 was incurred.

TINNEVELLY DIVISION.

(10) *Improvements to the Vilattikulam-Periyakulam tank and supply channel—Estimate Rs.* 40,850.—An expenditure of Rs. 14,806 was incurred on the work during the year, the total outlay being Rs. 34,710.

(11) *Extending the Potlapudur anicut across the Viranadhi river.*—The work was put in hand during the year under an estimate of Rs. 9,400, the outlay being Rs. 2,137.

Particulars of revenue.

5. The particulars of revenue derived from the works during the year are compared below with those of the preceding year : —

	1916-17.	1915-16.
	RS.	RS.
Irrigation revenue	91,11,396	97,74,329
Receipts collected by Public Works Department ...	45,607	46,247
Total ...	91,57,003	98,20,576

Financial results.

6. The net revenue of the year after meeting the charges amounted to Rs. 67,21,534 against Rs. 72,94,809 of the preceding year.

Tank Restoration Scheme works.

7. The progress made in the investigation and execution of Tank Restoration Scheme works is dealt with in paragraph 9 of Chapter I. The following table shows by districts the work done during and up to the end of the year 1916–17 :—

Statement showing the area investigated and the number and amount of estimates sanctioned during and up to the end of the year 1916-17 by districts.

Circles.	Districts.	Approximate area investigated in square miles.		Number of estimates sanctioned.		Amount of estimates sanctioned in rupees.	
		During the year 1916-17.	To the end of the year 1916-17.	During the year 1916-17.	To the end of the year 1916-17.	During the year 1916-17.	To the end of the year 1916-17.
I Circle ..	Godavari	150	818	42	* 396	33,585	2,47,030
	Vizagapatam	..	525	..	† 144	..	1,49,653
II Circle ..	Kistna	..	300	..	‡ 69	..	51,451
	Guntur	..	4,411	..	257	..	2,04,727
III Circle ..	Kurnool	..	7,648	..	346	..	3,33,862
	Cuddapah	..	3,226	8	§ 1,109	7,096	7,90,079
	Bellary	70	8,740	9	61	12,696	50,630
	Anantapur	215	7,636	43	667	37,601	8,84,515
IV Circle ..	Coimbatore	..	8,097	..	149	..	3,10,079
	Salem	..	5,272	18	¶ 1,082	55,552	7,65,083
V Circle ..	Chingleput	4	1,960	13	** 1,611	27,465	21,40,495
	Nellore	..	7,300	..	474	..	6,13,994
VI Circle ..	Trichinopoly	..	2,808	5	286	25,247	5,58,546
	Madura	..	4,836	..	1,642	518	14,88,614
	Tinnevelly	..	1,712	5	749	3,392	9,22,194
	Ramnad	..	1,643	..	..	..	..
VII Circle ..	North Arcot	17	4,352	31	1,707	77,026	19,58,110
	South Arcot	..	566	..	†† 537	6,165	12,61,143
	Chittoor	17	4,538	3	‡‡ 156	4,226	2,45,741
	Tanjore	..	1,140	1	610	7,986	7,90,350
	Total ..	503	77,558	178	12,046	2,98,555	1,37,66,296

* Of these three estimates amounting to Rs. 1,045 are for fixing bench mark stones.

† Of these one estimate amounting to Rs. 1,030 is for fixing bench mark stones.

‡ Of these one estimate amounting to Rs. 195 is for fixing bench mark stones.

§ Of these 28 estimates amounting to Rs. 4,480 refer to dasabandam tanks and three estimates amounting to Rs. 550 to private railway-affecting tanks. It also includes Rs. 2,665, the amount of estimates sanctioned for fixing bench mark stones.

‖ Of these two estimates amounting to Rs. 3,430 refer to private railway-affecting tanks and three amounting to Rs. 415 to dasabandam tanks. It also includes Rs. 1,040, the amount of estimates sanctioned for fixing bench mark stones and digging trial pits.

¶ Of these one estimate amounting to Rs. 150 is for fixing bench mark stones.

** Of these two estimates amounting to Rs. 2,000 are for two private tanks and two amounting to Rs. 7,935 are for private railway-affecting tanks.

†† Of these one estimate amounting to Rs. 50 is for digging trial pits.

‡‡ Of these 13 estimates amounting to Rs. 25,564 refer to private tanks and 42 estimates amounting to Rs. 53,643 refer to private railway-affecting tanks.

CLASS IV. AGRICULTURAL WORKS.

Receipts.

8. The receipts which were realized mainly by the sale of plantations and produce of trees along river embankments amounted to Rs. 93,488 against Rs. 74,659 in 1916–17.

Expenditure.

9. The expenditure incurred amounted to Rs. 6,55,973 against Rs. 6,68,807 in the preceding year, as shown below :—

	1916-17.	1915-16.
	RS.	RS.
Works	38,629	62,197
Repairs	4,91,209	4,82,293
Establishment	1,13,797	1,15,057
Tools and plant	11,136	8,639
Refunds of revenue	1,202	621
	6,55,973	6,68,807

Progress of works.

10. The important works carried out during the year were —

THE GODAVARI RIVER.

(1) *Fixing permanent stations on the lankas of the Godavari river.*—The work was started during the year under an estimate of Rs. 20,250 with an outlay of Rs. 6,455.

THE KISINA RIVER.

(2) *Raising the Divi left flood bank from 3/0 to 15/0 miles—Estimate Rs.* 21,700.—The outlay during the year was Rs. 2,520 and to the end of the year Rs. 21,618.

(3) *Raising the Divi right flood bank from* 14/0 *to* 18/1 *miles.*—The work was completed during the year with an outlay of Rs. 18,290 against the estimate of Rs. 18,900.

(4) *Protecting the river margin at Pidaparru—Estimate Rs.* 30,000.—The work was completed during the year with an outlay of Rs. 29,526.

THE CAUVERY RIVER.

(5) *Raising, widening and gravelling Road No.* 5 *on the left bank of the Cauvery from Madras Trunk Road (Trichinopoly) to the Grand Anicut—Estimate Rs.* 20,800.—The outlay during the year was Rs. 3,835, the total expenditure being Rs. 18,912. The work was completed, but a portion of the land charges has yet to be adjusted.

(6) *Constructing an outfall sluice at* 3/5 *mile of the Cauvery flood bank in Kodumudi limits—Estimate Rs.* 14,000.—The work was completed during the year with a total outlay of Rs. 13,515, the expenditure during the year being Rs. 1,540.

(7) *Diverting the Coleroon right bank* 100/4 *mile in Kattur limits and constructing a drainage sluice.*—The work was completed at a cost of Rs. 10,149 against the estimate of Rs. 9,518.

(8) *Raising and strengthening the right bank of the Pamaniar-Pandavyar Road bridge to the Kondiar infall.*—The work was completed at a cost of Rs. 5,010 against the estimate of Rs. 5,050.

W. J. J. HOWLEY,
Chief Engineer for Irrigation.

8th December 1917.

Appendix I.

STATISTICAL STATEMENTS—(*Prescribed by the Secretary of State.*)

A-I.—STATEMENT of Canals in the Madras Presidency for the year 1916-1917

—	Nagavalli river system.	Godavari delta system.	Kistna delta system.	Divi pumping system.	Penner river canals system.	Kortalai-Cuddapah canal.	Poiney ancient system.	Cheyyu ancient system.	Tank-Koyilur ancient system.	Shadatope ancient system.	Lower Coleroon ancient system.	Cauvery delta system.	Sirvaikkadu ancient system.	Ganjam minor rivers system.	Mundiveru project.	Sagileru system.
1	2	3	4	5	6	7	8	9		11	12	13	14	15	16	17
Source of supply of water ..	River Nagavalli.	River Godavari.	River Kistna.	Pumping from river Kistna.	River Penner.	River Tunga-bhadra.	River Poiney.	River Cheyyu.	River [illegible]	River Velar.	River Coleroon.	River Cauvery.	River Pandavanadi.	Rivers Langulya, Vamsadhara and Gurtalagedda drain.	River Mundiveru.	River Sagileru
Minimum discharge of river .. c. ft. per sec.	40	780,521	88		..	..	..	..	[illegible]	251,320			..	..	..	..
Maximum discharge of main canals, as designed. ..	618	18,165	16,281	718	8,8[illegible]2	[illegible]	[illegible]	[illegible]	[illegible]	85[illegible]	..	[illegible]	1,8[illegible]	..	300	477
Maximum discharge during the year. ..	340	13,873	14,433	5[illegible]0	[illegible]	1,[illegible]	[illegible]	[illegible]	[illegible]	..	..	27,739	1,8[illegible]0	..	258	450
Average rainfall for the year. Inches.	57·71	65·61	32·78	[illegible]	[illegible]	55·67	33·18	[illegible]	[illegible]	19·88	36·32	[illegible]	[illegible]	42·92	11·80	26·82
Gross area commanded .. Acres.	49,920	1,267,200	1,250,400	196,600	258,000	281,510	52,500	29,[illegible]	[illegible]	100,000	178,[illegible]	[illegible]	[illegible]	61,000	14,471	55,576
Culturable area commanded	31,200	961,255	300,000	[illegible]	[illegible]	357,369	29,824	[illegible]	+ 877	[illegible]	117,[illegible]	[illegible]	[illegible]	64,000	13,024	26,576
Area irrigable by complete project. ..	17,657	810,[illegible]68	715,000	[illegible]	[illegible]	221,024	28,821	28,[illegible]	[illegible]	[illegible]	110,[illegible]	[illegible]	28,[illegible]	62,000	10,580	4,664
Area irrigable at present	25,000	745,929	7[illegible],155	16,[illegible]	117,277	117,919	12,462	2,[illegible]	[illegible]	84,924	16,7[illegible]	[illegible]	28,014	59,000	10,000	4,664
Sanctioned estimate—																
Direct charges .. .. Rs.	17,47,770	1,10,89,332	1,42,18,010	19,[illegible]0,000	47,80,259	1,76,35,000	2,[illegible],818	1,[illegible]	[illegible]762	[illegible],87,122	15,79,[illegible]	[illegible]	13,61,[illegible]	2,57,778	6,66,574	4,47,168
Indirect do.	68,530	19,34,864	[illegible],81,130	48,000	10,06,[illegible]		16,230	16,[illegible]	[illegible]128	53,648	69,807	[illegible]	1,12,280	10,145	28,000	17,619
Interest during construction	2,93,217	1,11,38,052	1,[illegible],17,[illegible]	8,23,617	22,88,413		..	..	..	..	..	..	7,19,577	..	..	..
Total, Estimate	21,09,517	2,41,02,248	2,80,18,888	28,[illegible],617	[illegible]	1,76,35,000	2,61,574	[illegible]	[illegible]	10,17,676	15,[illegible]	[illegible]	[illegible]	2,67,723	6,94,574	4,64,727
Expenditure to end of 1916-1917—																
Direct charges	16,35,551	1,29,88,[illegible]7[illegible]	1,[illegible],[illegible]	1,[illegible],535	56,92,746	2,28,[illegible],[illegible]	2,[illegible],[illegible]	[illegible],[illegible]	[illegible],756	[illegible],21[illegible]	18,69,[illegible]	[illegible]	16,02,820	2,58,182	5,68,360	4,47,168
Indirect do.	33,583	19,6[illegible],[illegible]	10,51,757	18,21[illegible]	10,12,754	[illegible]	8,[illegible]	14,[illegible]	389	27,271	71,[illegible]	[illegible]	1,07,076	10,295	29,636	17,619
Interest during construction.† ..	2,04,127	39,82,567	[illegible],15,[illegible]69	3,06,819	25,81,125		..	..		..		[illegible]	7,65,[illegible]	..	..	..
Total, Expenditure	18,73,761	2,49,8[illegible],[illegible]4[illegible]	2,[illegible],25,995	22,[illegible],[illegible]	92,8[illegible],025	2,29,17,517	2,[illegible],[illegible]	4,57,[illegible]	[illegible],748	[illegible],72,516	19,41,[illegible]	[illegible]	25,75,728	2,68,[illegible]	5,98,602	4,64,727
Works as now sanctioned—																
Main canals, irrigation .. Miles.	23½	511	[illegible]	[illegible]	[illegible]	106¼	75	21	57	5	1[illegible]	1,507	28	119	26¾	12
Branch canals do.							18	6	86	38	3[illegible]				34	
Distributaries	96	1,[illegible]9½	2,184	11[illegible]	177	294	72	12[illegible]	18½	119	[illegible]	1,971	46	225	6½	..
Of above—																
Navigable	..	190	8[illegible]1	..	.	190			..	.	..		..	..	..	..
Works completed at end of 1916-1917—																
Main canals, irrigation	23½	511	34[illegible]	[illegible]	71	106¼	35	21	57	[illegible]	1[illegible]	1,507	28	119	26¾	12
Branch canals do.							24	16	[illegible]	85	3[illegible]				34	
Distributaries	67	1,995½	2,184	11[illegible]	177	286½	78	12[illegible]	28½	119	[illegible]	1,971	46	225	6½	..
Of above—																
Navigable	..	497·53	8[illegible]1	.	..	190	..					..	..	..	..	..

* This area having been exceeded, a revised ultimate irrigable area will be proposed shortly.

† Represent interest charges up to the date of closure of construction estimates of the works—vide Government of India orders communicated with their Endorsement No. 1308 I., dated 6th August 1907.

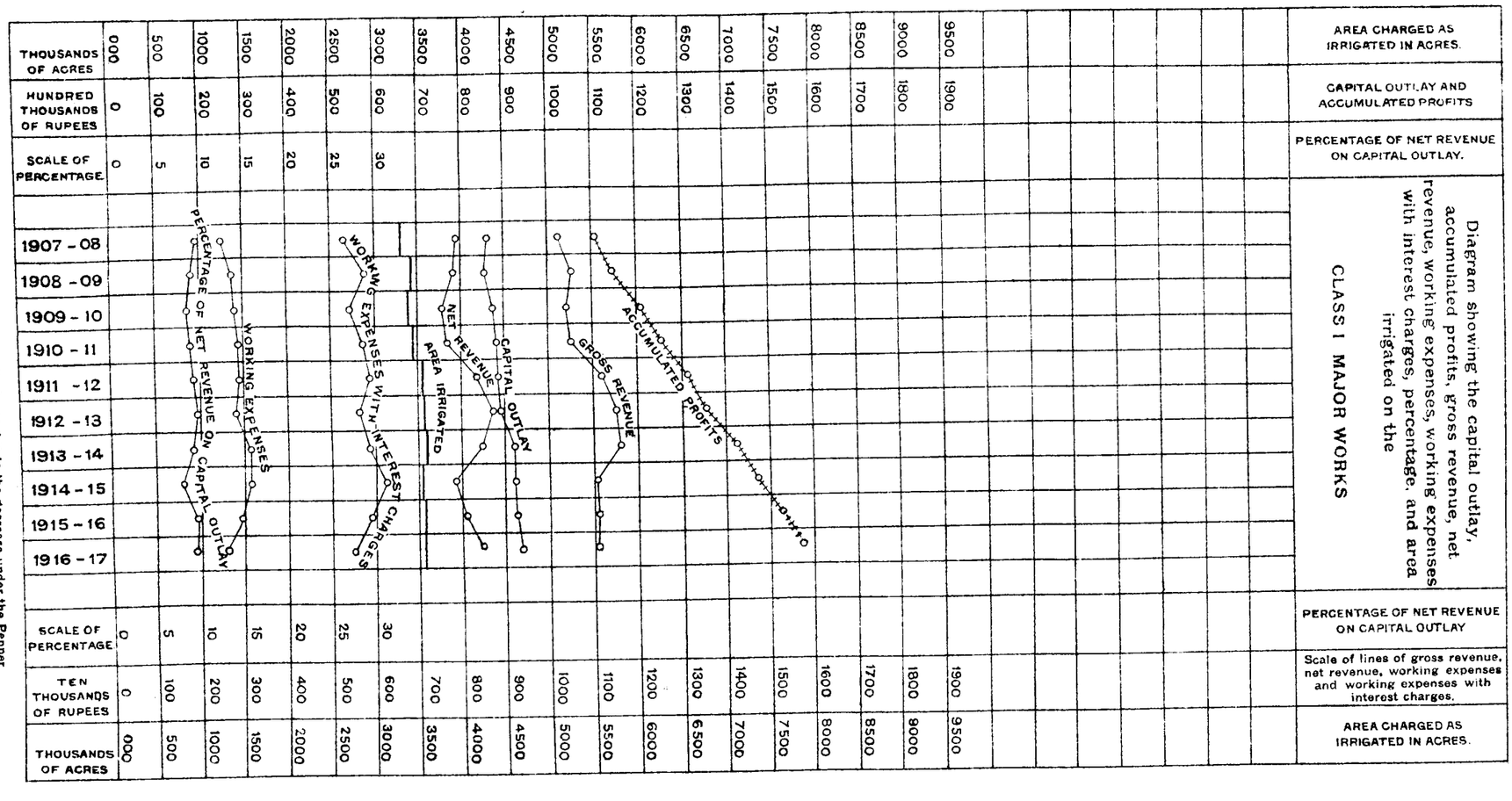

NOTE.—The fall in revenue during 1909-10 was due to the decrease under the Penner river canals system caused by the grant of large remissions.

Reg. No. 2655
Copies 250

Helio-Zinco., Survey Office, Madras.
1917

Diagram showing the capital outlay, accumulated profits, gross revenue, net revenue, working expenses, working expenses with interest charges, percentage, and area irrigated on the

GODAVARI DELTA SYSTEM

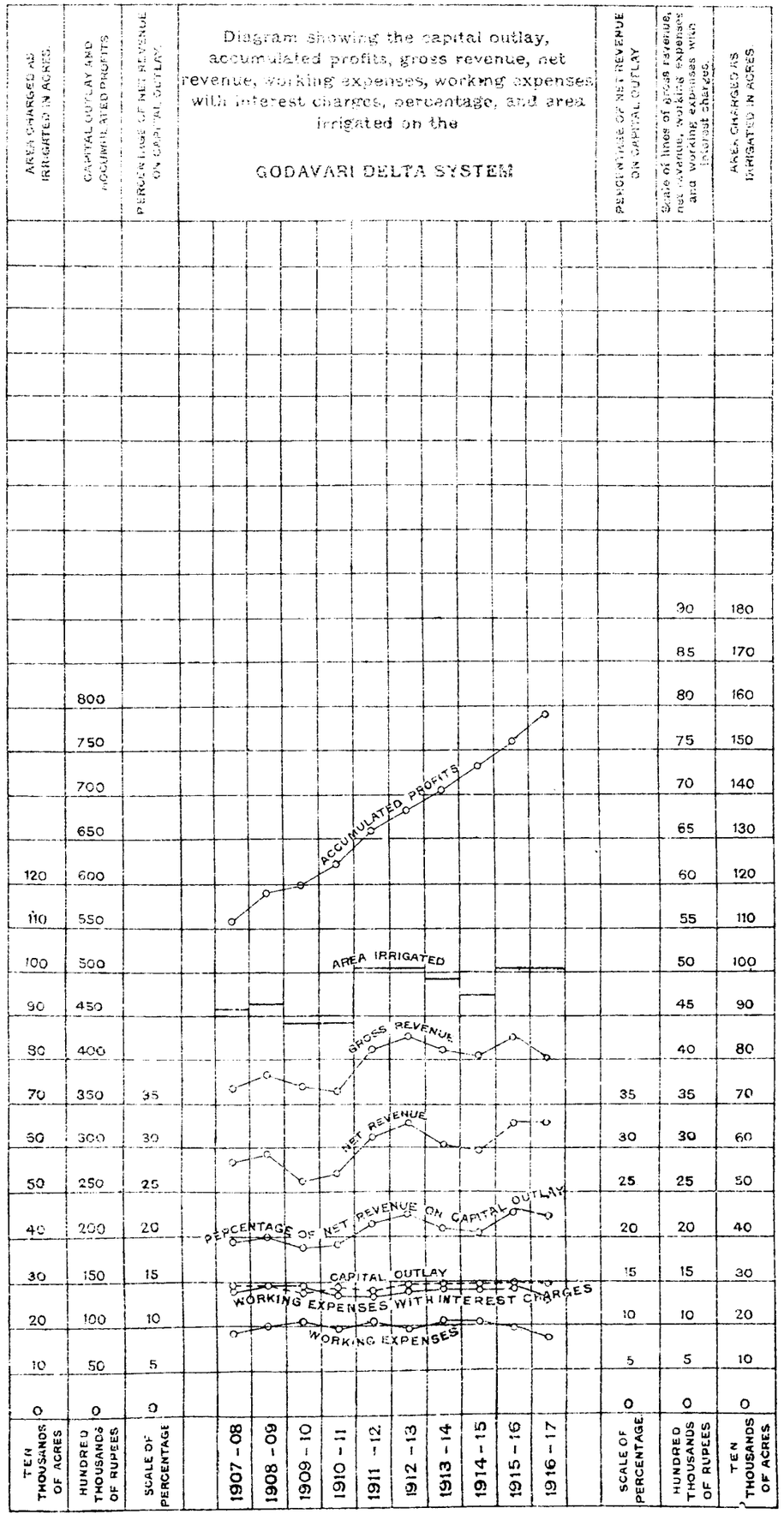

Reg. No. 3657
Copies 250

Hello-Zinco., Survey Office, Madras.
1917

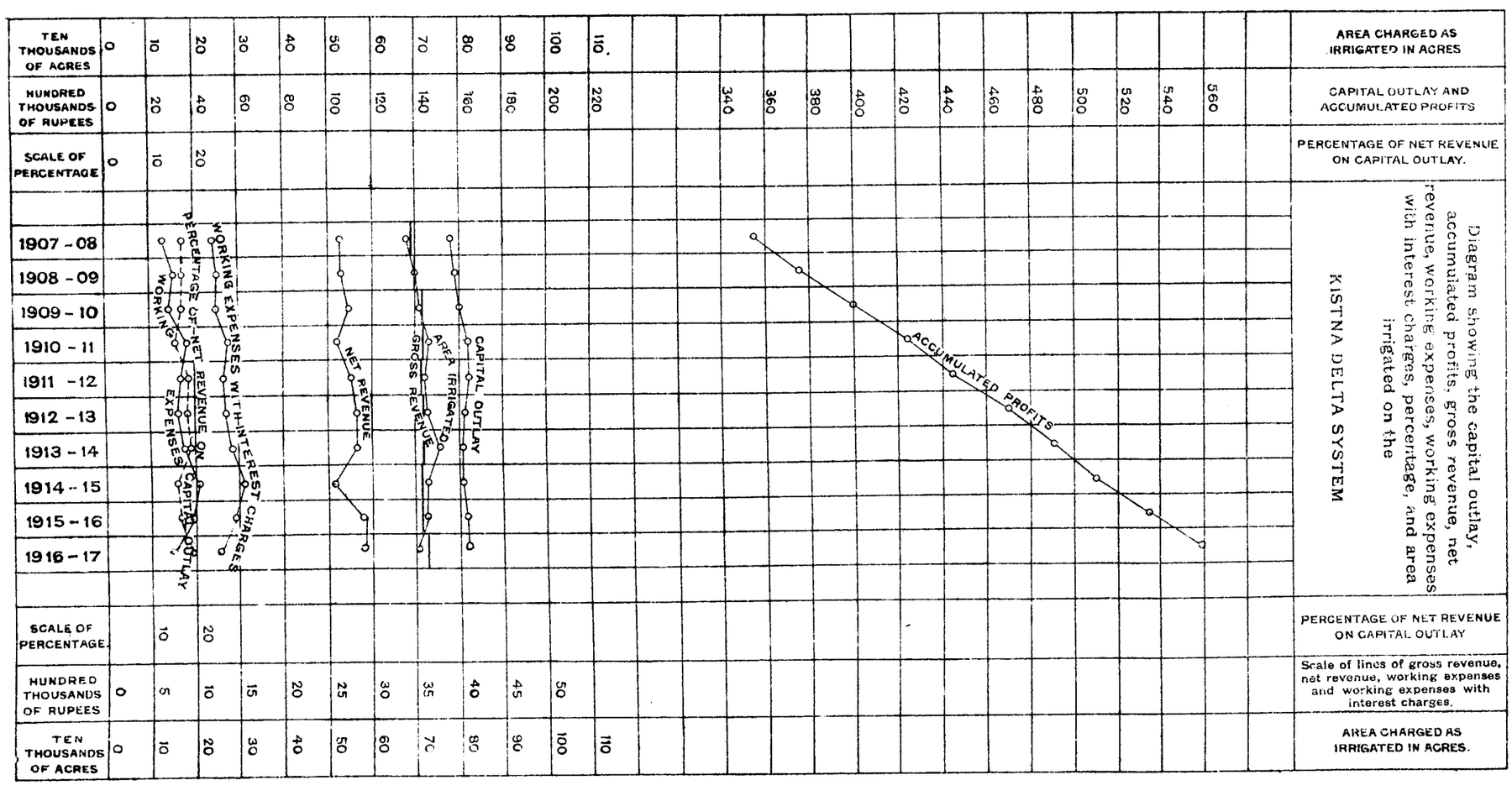

Reg. No. 2358
Copies 280

Hello-Zinco., Survey Office, Madras.
1917.

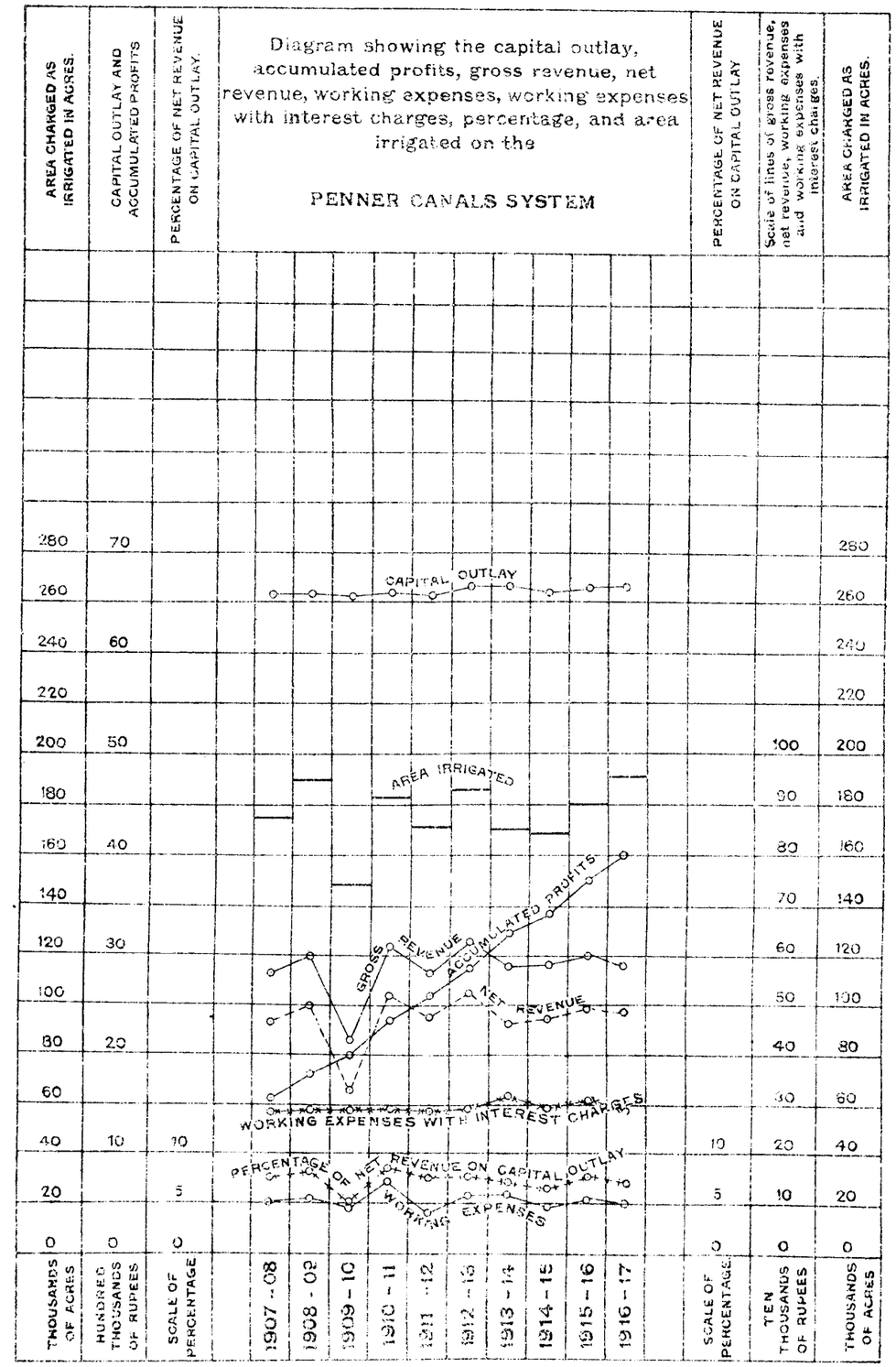

NOTE.—The fall in revenue during 1909-10 was due to the decrease in area irrigated both of first and second crops, as well as to the grant of large remissions.

The fall in area irrigated and revenue in 1911-12 was due to the decrease under second crop. The fall in working expenses was due to the prevalence of cholera which retarded the progress of work.

The decrease in the area irrigated in 1913-14 was due to the scanty supply of water in the Kanigiri reservoir in the second crop season.

Reg. No. 2665
Copies 250

Helio-Zinco., Survey Office, Madras.
1917

Reg. No. 2665
Copies 250

Helio-Zinco., Survey Office, Madras.
1917

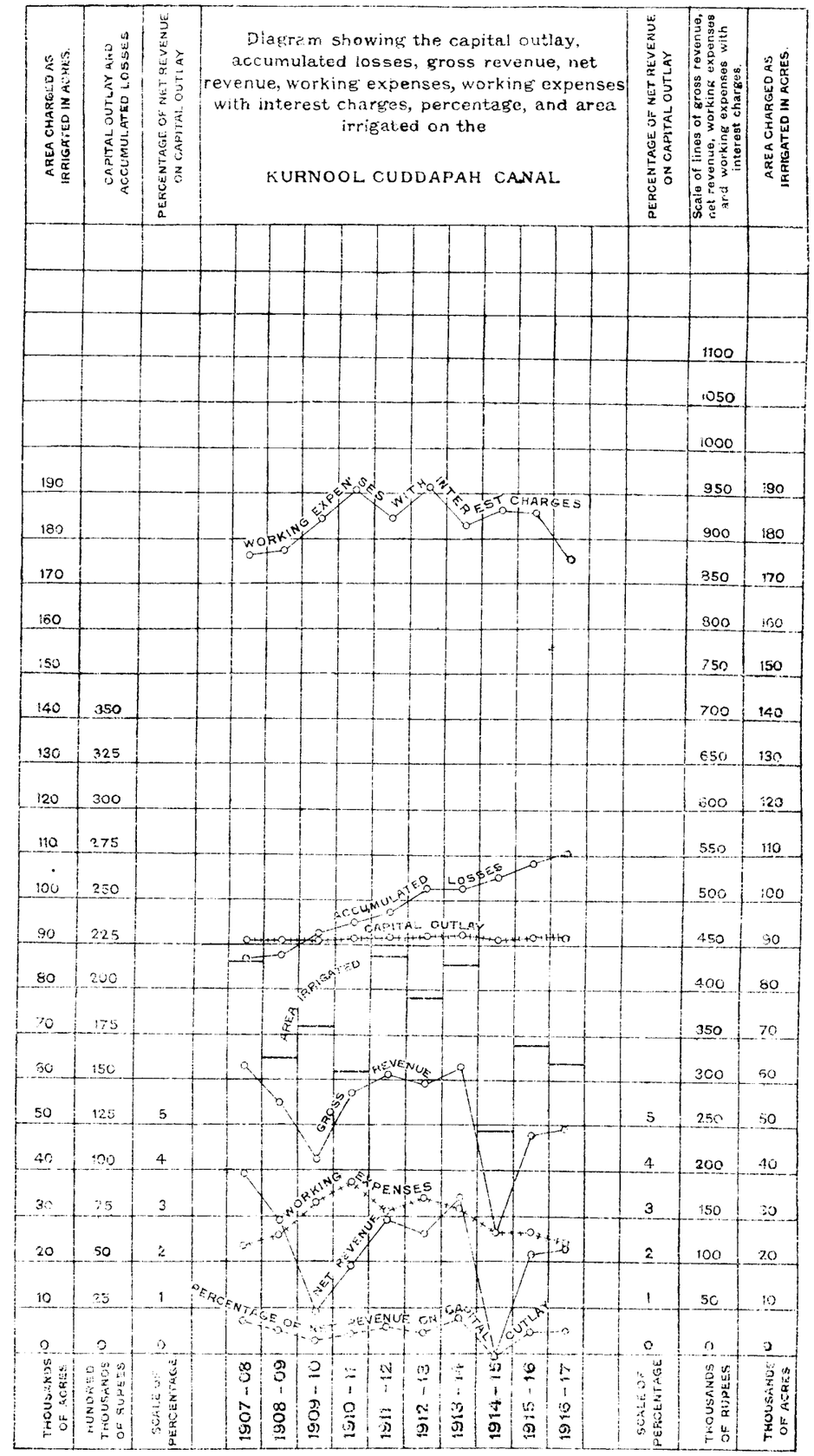

NOTE.—The fall in revenue in 1912-13 was due mainly to the decrease in the extent under dry crop watered.

The fall in revenue in 1914-15 was due to the decrease in the extent under dry crops watered, occasioned by the breach in the canal.

Reg. No.2661
Copies 250

Helio-Zinco., Survey Office, Madras, 1917

Diagram showing the capital outlay, accumulated profits, gross revenue, net revenue, working expenses, working expenses with interest charges, percentage, and area irrigated on the

CHEYAR ANICUT SYSTEM

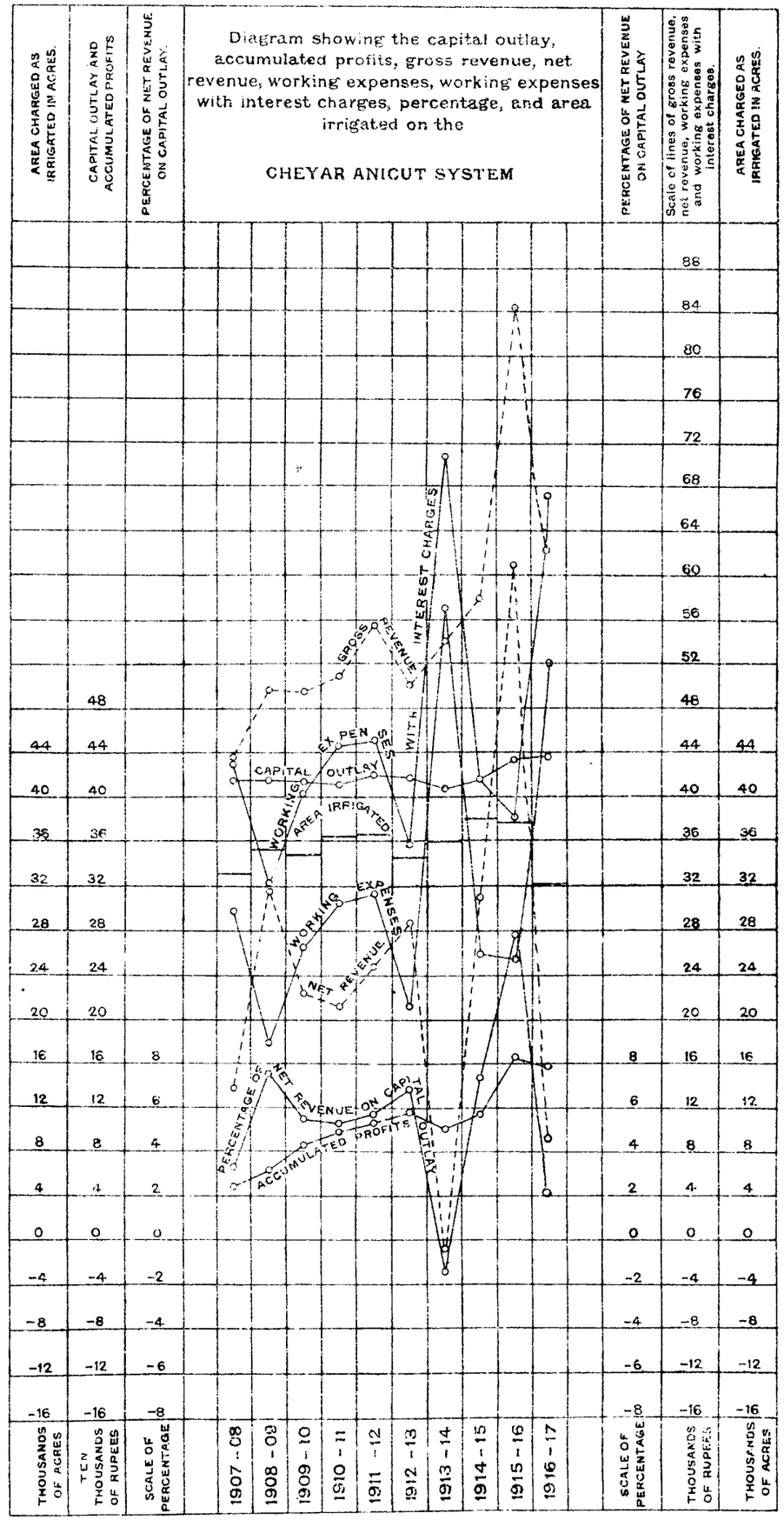

NOTE.—The steady increase in working expenses from 1909-10 to 1911-12 was due to special repairs carried out to a large number of works.

Rise in working expenses and drop in net revenue in 1913-14 were due to heavy expenditure incurred in repairing a large number of tanks which breached in November 1912.

The rise in revenue in 1915-16 was due to the introduction of re-settlement rates.

The increase in working expenses in 1916+17 is due to heavy expenditure on improvements to a large number of works and the decrease in revenue is due to the fall in the area irrigated owing to the unfavourable character of the Season.

Reg: No. 2662
Copies 250

Hello-Zinco., Survey Office, Madras.
1917

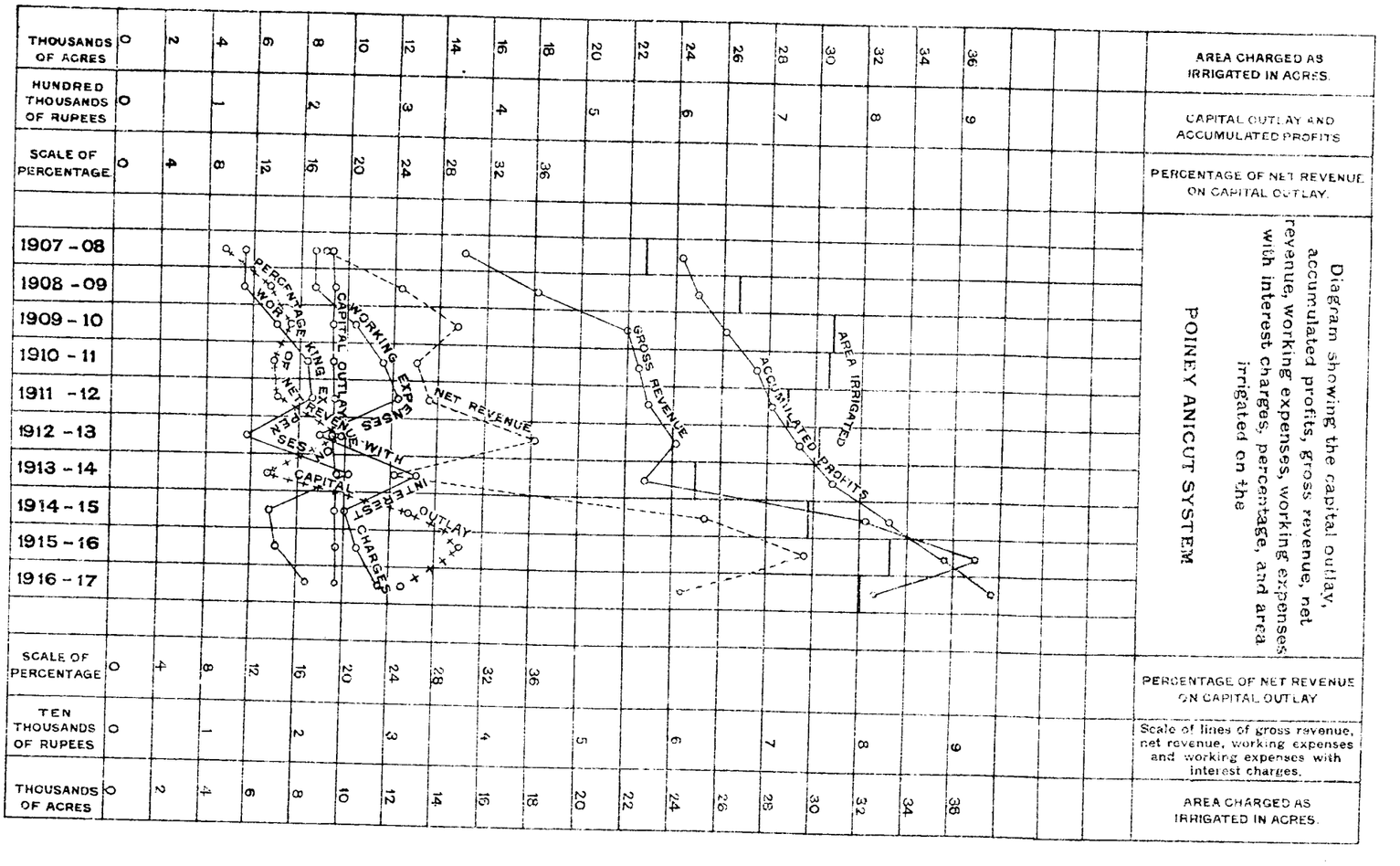

NOTE.—The reduction in the net revenue during that year is due to heavy working expenses incurred in 1910-11 in repairing damage due to floods at Poiney anicut.

The fall in area irrigated during 1911-12 occurred under second crop.

Fall in working expenses in 1912-13 was due partly to want of sanctioned estimates and partly to an unusual amount of water in tanks.

The decrease in revenue in 1913-14 was due to the grant of large remissions on account of insufficient supply in the river and also to the heavy expenditure incurred in repairing a number of works, breached by the heavy rains of November 1912.

Increase in revenue during 1915-16 was due to the increase in the area irrigated and also to decrease in remissions.

Reg. No. 2666
Copies 250

Hello-Zinco., Survey Office, Madras.
1917.

Diagram showing the capital outlay, accumulated profits, gross revenue, net revenue, working expenses, working expenses with interest charges, percentage, and area irrigated on the

TIRUKKOYILUR ANICUT SYSTEM

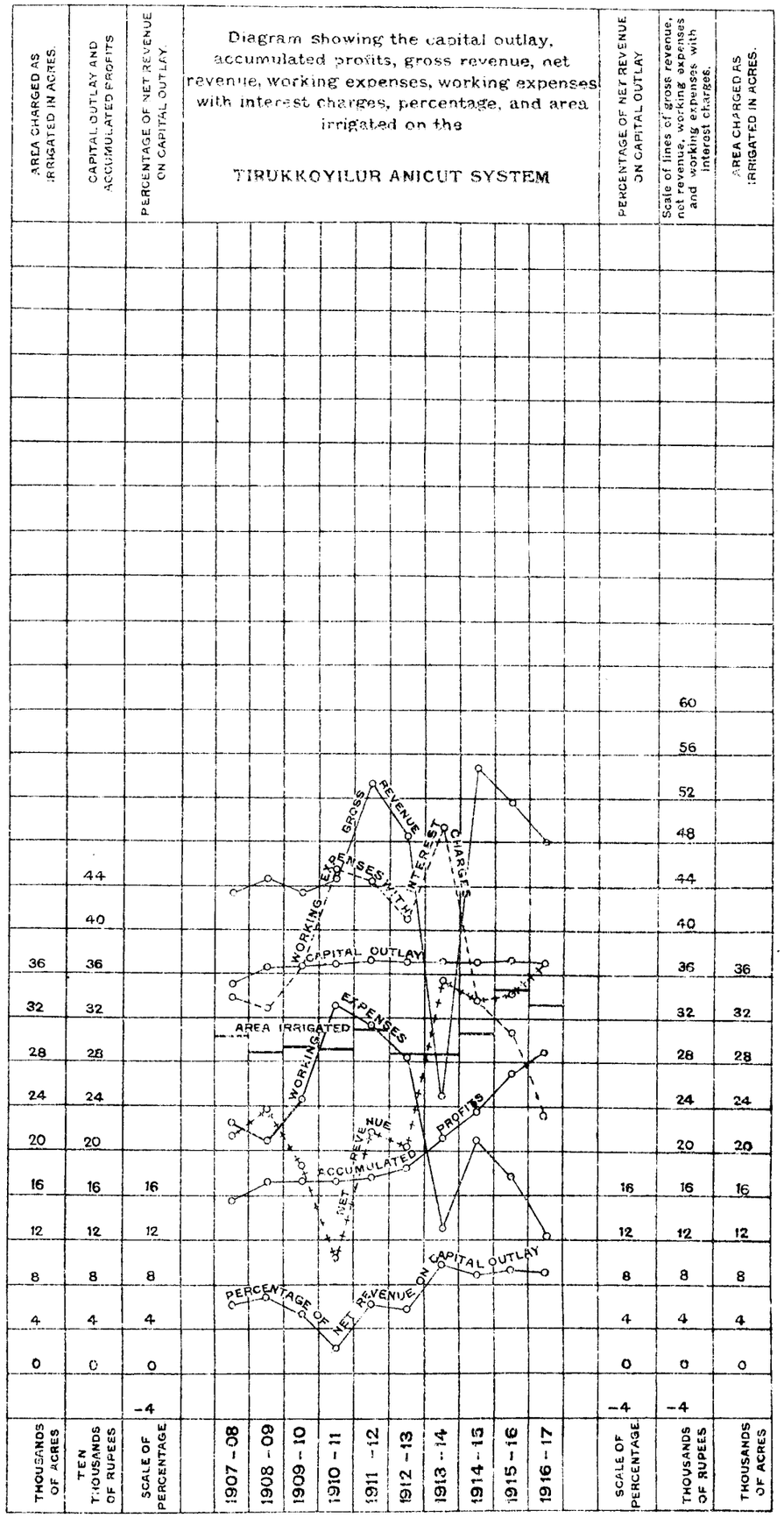

NOTE.—The decrease in the net revenue during 1909-10 was due mainly to the grant of larger remissions during the year than in the previous year.

The reduction in the net revenue in 1910-11 was due to an increase in the working expenses as a large number of works had to be repaired

Reg. No. 2663
Copies 250

Helio-Zinco., Survey Office, Madras.
1917.

Diagram showing the capital outlay, accumulated profits, gross revenue, net revenue, working expenses, working expenses with interest charges, percentage, and area irrigated on the

SHATIATOPE ANICUT SYSTEM

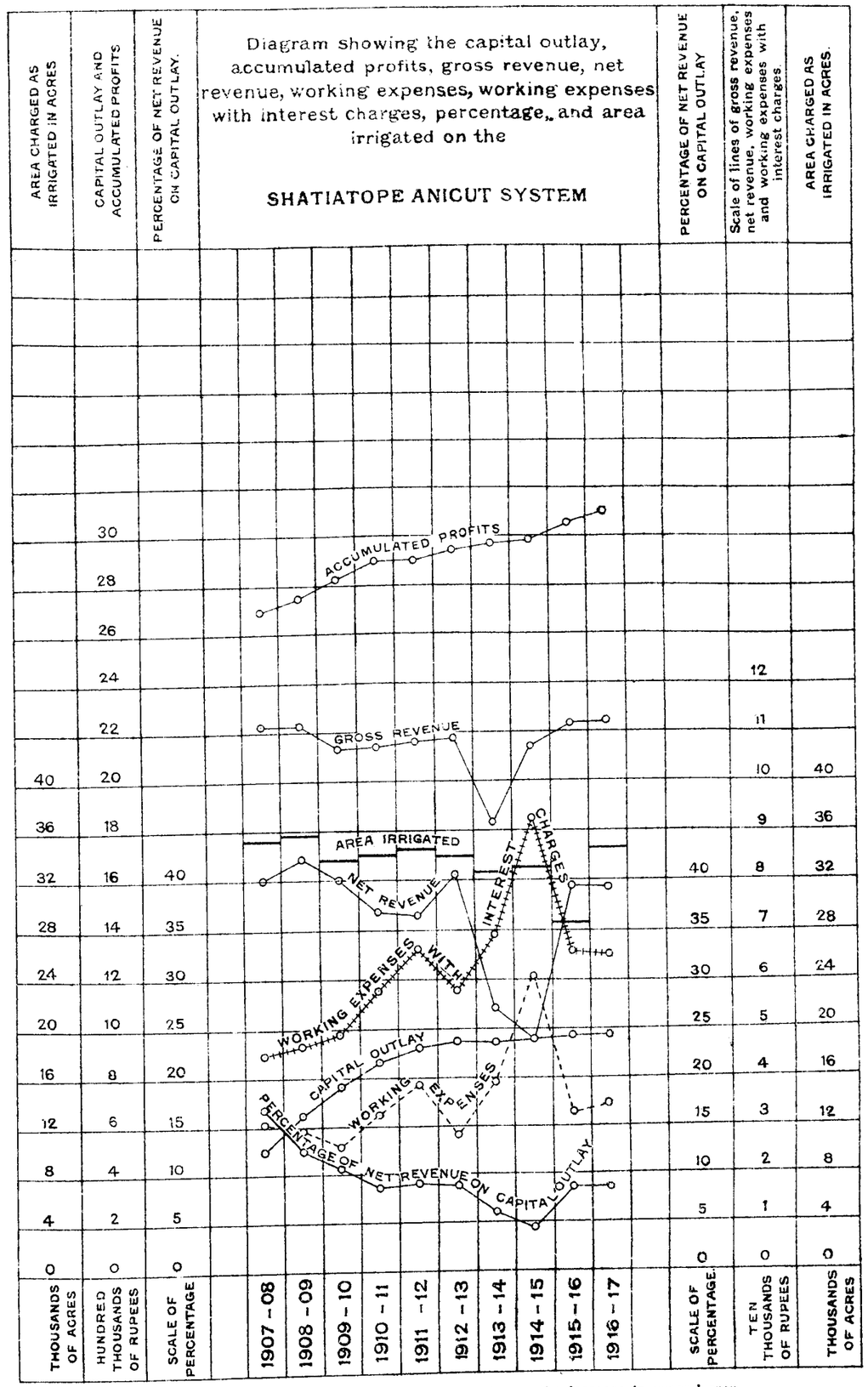

NOTE—The fall in revenue during 1909-10 was due to the decrease in second crop cultivation.

The increase in working expenses in 1910-11 was due to the restoration of a number of masonry works and channels which were in bad repair. The increase in working expenses and fall in net revenue during 1911-12 were due to the preparation of the Irrigation Map of the Veerannam tank.

The fall in revenue in 1913-14 was due to the grant of remissions and to the heavy expenditure on the restoration of works damaged by the extraordinary floods of November and December 1913.

Reg. No. 2664
Copies 250

Helio-Zinco., Survey Office, Madras.
1917

Diagram showing the capital outlay, accumulated profits, gross revenue, net revenue, working expenses, working expenses with interest charges, percentage, and area irrigated on the

LOWER COLEROON ANICUT SYSTEM

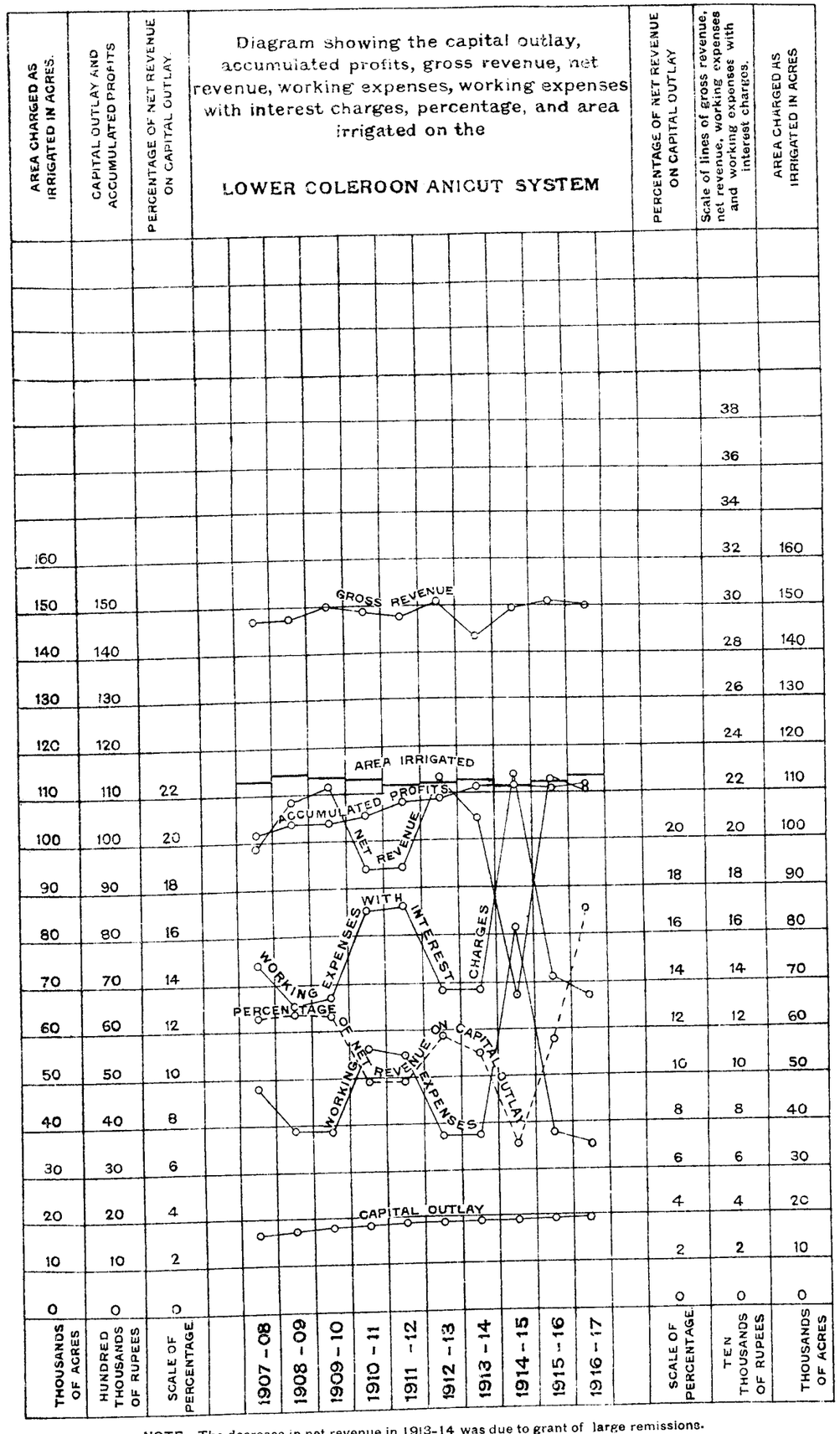

NOTE.—The decrease in net revenue in 1913-14 was due to grant of large remissions.

The increase in working expenses and consequent fall in net revenue in 1914-15 were due to the damage caused by the floods of 1913 necessitating a large outlay on repairs.

Reg. No. 2660
Copies 250

Helio-Zinco., Survey Office, Madras.
1917

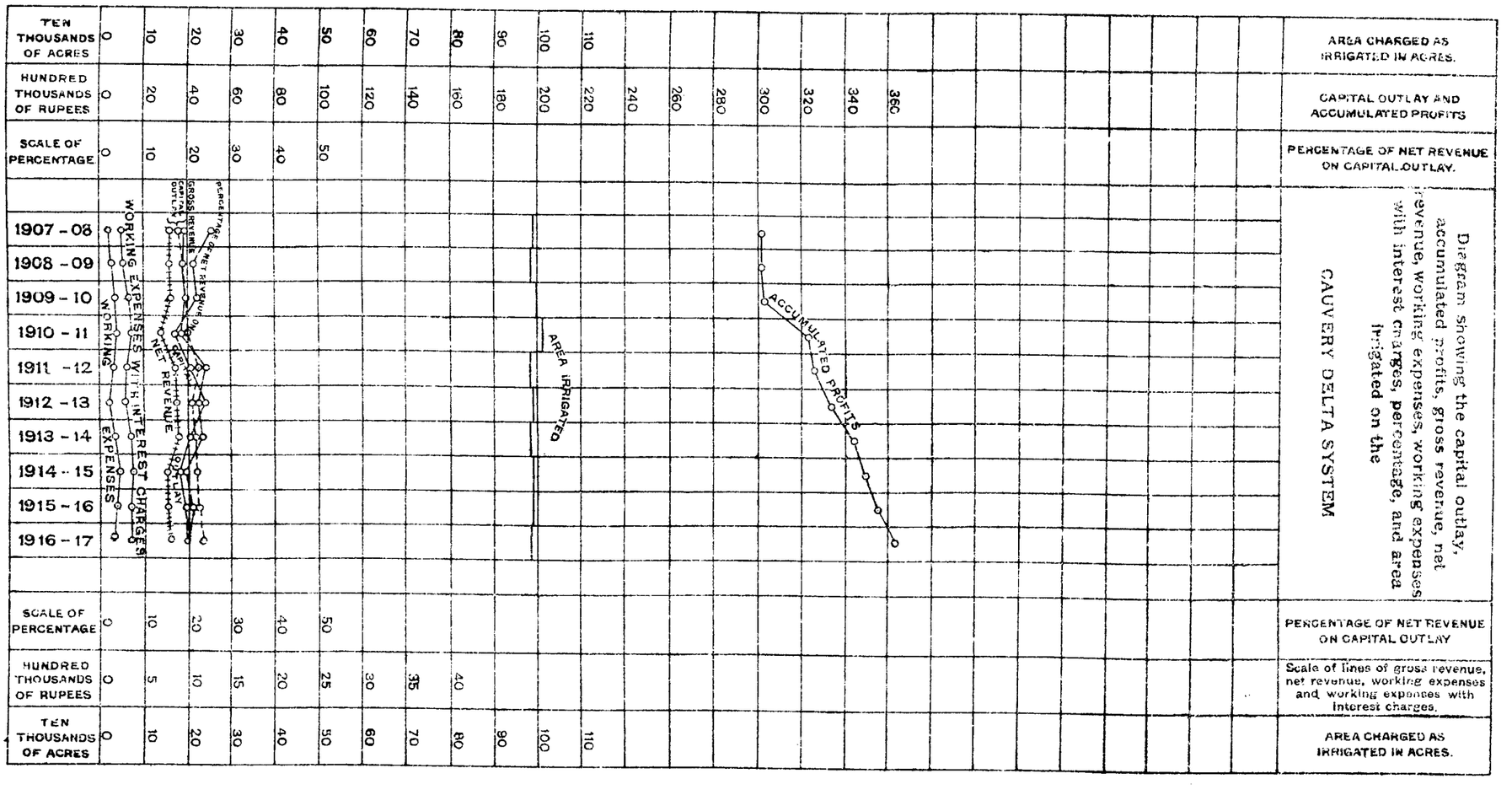

Reg. No. 2659
Copies 250

Helio-Zinco., Survey Office, Madras.
1917.

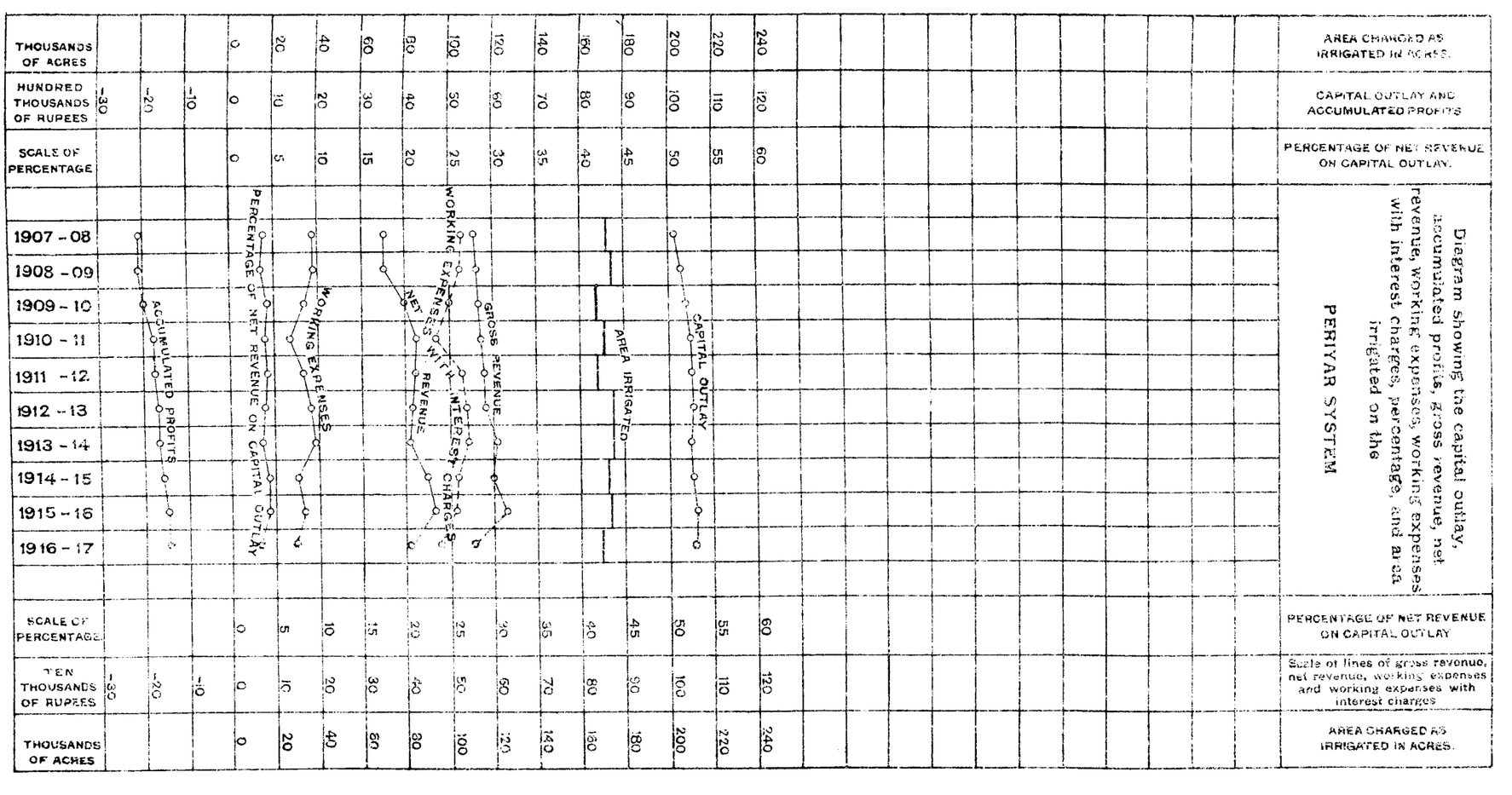

Reg. No. 2667
Copies 250

Helio-Zinco., Survey Office, Madras.
1917.

Diagram showing the capital outlay, accumulated profits, gross revenue, net revenue, working expenses, working expenses with interest charges, percentage, and area irrigated on the

SRIVAIKUNTAM ANICUT SYSTEM

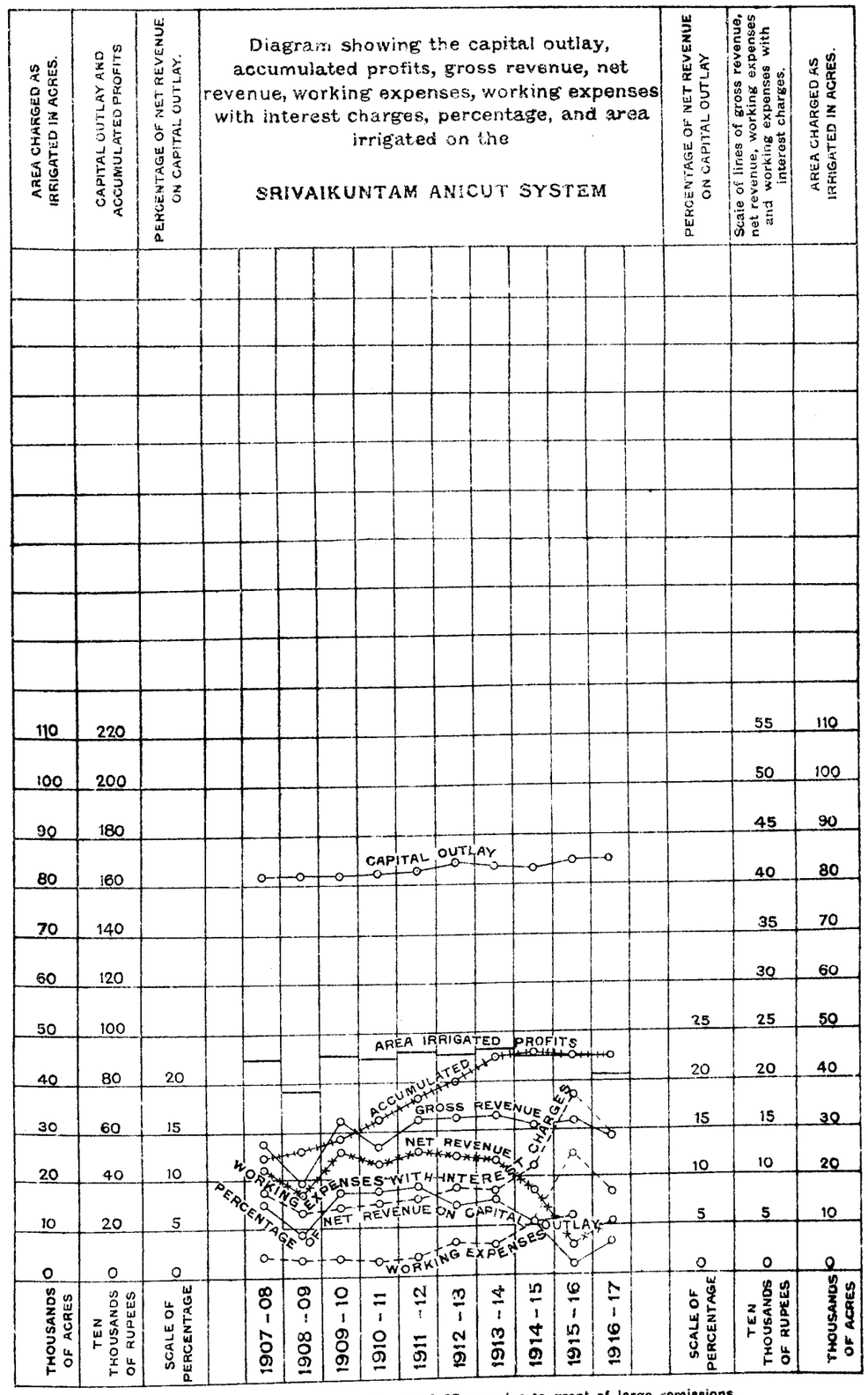

NOTE.—Decrease in revenue during 1908-09 was due to grant of large remissions. Decrease in working expenses was due to the postponement of works owing to rain during the working season.

Reg. No. 2668
Copies 250

Helio-Zinco., Survey Office, Madras.
1917

Copies 250



Reg. No. 2656
Copies 250

Helio-Zinco., Survey Office, Madras.
1917.

A-1.—Statement of Canals in the Madras Presidency for the year 1916–1917—*cont.*

		Arkenkote channel.	Chakkapalli channel.	Kalingarayan channel.	Palar ancient system.	Vellaru ancient system.	Mahamattar ancient system.	Vriddhachalam ancient system.	Pelamanal ancient system.	Nambiyar channel system.	Marudur ancient system.	Chittalakkal canal.	Ganjam-Gopalpur canal.	Buckingham canal.	Vedaranniyam canal.
		18	19	20	21	22	23	24	25	26	27	28	29	30	31
Source of supply of water		River Bhavani	River Bhavani.	River Bhavani.	River Palar.	River Koraliyar.	River Manimuktanadi.	River Manimuktanadi.	River Vellar	River Nambiyar.	River Tambraparni.				
Minimum discharge of river ..	C. ft. per sec.	..	..	..			23,291	52,[illegible]	1,[illegible]		..			..	
Maximum discharge of main canals, as designed.	,,	552	725	8[illegible]	7,098	112	262	818	363	257	..		..	.	
Maximum discharge during the year ..	,,	805	1,20[illegible]	1,016	5,152	33	..	..		222	1,394	.	..	.	
Average rainfall for the year ..	Inches.	43.29	45.29	36.89	1[illegible]	[illegible]	28.07	[illegible]	[illegible]	37.00	25.86	..	..	..	..
Gross area commanded	Acres.	8,069	13,127	12,875	111,093	13,124	13,792	1[illegible]	[illegible]	3,180	85,816	.	.	..	..
Culturable area commanded	..	6,000	16,000	17,000	165,692	6,754	10,054	16,353	1[illegible]	1,480	17,920	.	..	.	..
Area irrigable by complete project ..	..	5,000	16,000	12,500	82,718	5,216	12,[illegible]	15,[illegible]	1[illegible]	1,480	17,920	.	..	.	..
Area irrigable at present	,,	4,756	15,000	12,000	78,668	5,216	4,557	8,429	1,887	3,720	17,920	.	.	.	..
Sanctioned estimate—															
Direct charges	Rs.	1,40,769	1,62,775	1,36,[illegible]	2[illegible]	[illegible]	70,761	81,191	[illegible]	[illegible]	50,541	56,240	1,13,100	85,22,634	1,32,699
Indirect do.	..	3,675	11,030	1,468	1,14,1[illegible]	[illegible]	1,897	2,1[illegible]	[illegible]	2,920	1,253	787	12,393	3,88,256	3,733
Interest during construction ..	,,		..	..			..					..	..		..
Total. Estimate ..		1,44,445	1,75,805	1,30,77[illegible]	24,57,[illegible]	65,254	72,658	83,[illegible]	[illegible]	[illegible]	51,896	1,027	1,55,493	90,10,890	1,36,432
Expenditure to end of 1916-1917															
Direct charges	..	1,40,769	1,61,755	1,15,980	2[illegible],23,127	63,589	70,761	81,191	[illegible]	61,631	50,541	56,240	1,13,100	85,18,094	1,32,699
Indirect do.	..	3,675	11,050	1,[illegible]	1,13,705	1,665	1,897	2,4[illegible]	[illegible]	2,165	1,253	787	12,393	1,88,256	3,733
Interest during construction ..	,,	..	..	..	..	..	..	..			..	..	..	.	
Total. Expenditure ..	,,	1,44,445	1,75,805	1,30,486	24,39,828	65,254	72,658	83,585	[illegible]	[illegible]	51,896	51,027	1,55,493	90,06,350	1,36,432
Works as now sanctioned—															
Main canals, irrigation	Miles.	20	33	[illegible]	[illegible]	[illegible]	7	17	15	71	29	8	..	262	34½
Branch canals do.	,,	[illegible]	28	[illegible]	[illegible]	..	8	16	24	[illegible]					
Distributaries	,,	..	.	.	15[illegible]	8	9¼	16	25		7¼	..	.	..	..
Of above—															
Navigable canals	..	..	..	..	..	..	..	..			..	8	..	262	34½
Works completed at end of 1916-1917—															
Main canals, irrigation	..	20	[illegible]	[illegible]	[illegible]	[illegible]	7	17	1[illegible]	71	29	8	..	262	34½
Branch canals do.	..	..	28	[illegible]	15[illegible]	..	8	16	24	[illegible]					
Distributaries	..	..	..	..	15[illegible]	8	9¼	16	25	.	7¼	..	..	..	.
Of above—															
Navigable	..	..	..		.	..	..	..	..	..	..	8	.	262	34½

W. J. J. HOWLEY,
Chief Engineer for Irrigation.

A II.—STATEMENT of Reservoir Projects in the Madras Presidency for the year 1916–1917.

—	Barur tank.	Periyar system.	Rushikulya system.	Jangamaheswarapuram tank.	Atmakur tank.	Dondapad tank.	Peddanaidu tank of Chinnaraopalem.	Hajipuram tank.	Ponnalur tank.	Annamasamudram tank.	Yerur tank.	Cumbum tank.	Markapur tank.	Madras water-supply and irrigation system.	Chembrambakam tank.
1	2	3	4	5	6	7	8	9	10	11	12	13	14	15	16
Source of supply of water	Ponniar river and local rains.	Periyar and Vaigai rivers.	Mahanadi and Rushikulya rivers.	Catchment of Dondivaga.	Catchment of Chandravanka and Kolagutla vagus.	Rainfall.	Rainfall.	Domaleru diverted into the tank.	Gudiseleru diverted into the tank.	Beraperu river.	Rainfall and surplus of upper tanks and also spill from Challakalva branch of Swarnamuki.	Gundlakamma and Jampaleru rivers.	Gundlakamma river.	Kortalyar river.	Cooum river.
If supplied by rainfall. Area of catchment. Sq. miles	2,082	239	1,750	60	105	56	26·34	100	32·14	23·62	60·5	430	270·25	34	100
Average annual rainfall. Inches.	40·70	79·74	60·01	28·55	22·97	25·99	32·29	24·23	32·42	29·02	33·49	..	..	42·82	41·58
Contents of tank between levels of surface of full supply and sill of canal head sluice .. Mills. c. ft.	313·33	9,605	3,560	79	164	227	81	309	180·512	96·57	317·69	2,942	121·52	2,728	3,146
Area of surface at full supply. Acres.	688	7,167	4,948	619	575	705	301	1,600	719	474	32·85	5,697	811	66·40	102·40
Gross area commanded .. .. ,,	6,887	768,000	230,880	960	1,700	3,210	784	2,900	1,973	1,000	1,236	7,800	1,981	16,129	32,554
Culturable area commanded ,,	6,887	Not known	112,000	960	1,160	2,880	726	2,900	1,973	1,000	1,236	6,000	1,700	10,165	24,478
Area irrigable by complete project .. .. ,,	6,887	143,000	120,000	960	1,160	1,930	726	2,420	1,000	1,000	1,236	6,000	1,700	9,852	18,000
Do. at present .. .. ,,	6,887	143,000	106,000	960	1,160	1,930	210	700	1,000	961	1,143	5,980	1,583	9,852	18,000
Wells supplied by tanks .. ,,	..	..	..	..	..	..	..	..	..	..	..	..	..	..	..
Sanctioned estimate—															
Direct charges .. Rs.	4,00,000	84,71,000	45,53,000	59,348	1,09,951	1,24,786	68,234	2,78,835	1,66,362	71,687	62,062	83,985	1,10,2[illegible]	15,43,[illegible]	6,39,251
Indirect do. .. ,,	25,300	2,79,000	3,92,820	10,364	13,428	15,218	20,736	32,582	25,011	1,886	1,555	2,388	5,3[illegible]	2,38,849	1,12,547
Interest during construction ,,	41,439	16,23,606	14,91,004	..	..	..	..	..	..	..	..	..	..	..	..
Total, Estimate ,,	4,66,739	1,03,73,606	64,36,824	69,712	1,23,379	1,40,004	88,970	3,11,417	1,91,373	73,573	63,617	86,373	1,15,600	17,82,845	71,598
Expenditure to end of 1916–17—															
Direct charges .. .. Rs.	4,19,375	1,02,94,139	46,74,047	61,172	1,09,951	1,24,786	62,098	2,78,774	1,66,362	71,687	61,741	83,985	1,16,657	15,46,343	6,39,251
Indirect do. .. .. ,,	23,738	3,66,426	4,12,772	10,403	13,428	15,218	1,397	33,109	25,011	1,886	1,612	2,388	4,001	2,38,980	1,12,547
Interest during construction.* ,,	80,175	16,06,402	16,69,901	..	..	..	..	..	..	..	..	..	..	..	..
Total, Expenditure ..	5,23,288	1,22,66,967	67,56,720	71,581	1,23,379	1,40,004	63,495	3,11,883	1,91,373	73,573	63,353	86,373	1,20,658	17,85,573	7,51,798
Works as now sanctioned—															
Dam (earth or masonry) total height. Feet	28 (earth).	173 (earth).	(earth). (a) 57·7 (b) 44·0	24 partly earth and partly masonry.	33 partly earth and partly masonry.	22 partly earth and partly masonry.	..	6 (masonry).	21½	..	..	56 (earth).	22 (earth).	30 (earth).	25 (earth).
Canals .. .. Miles.	11	103	80	..	..	..	2½	..	..	..	..	..	7¼	11¼	10⅛
Distributaries .. .. ,,	26	106	218	5½	4¼	6⅛	6 fr. 120 ft.	7½	9½	2½	..	23¾	..	..	1⅞
Works completed to end of 1916–17—															
Dam (height completed) Feet.	28	173	(a) 57·7 (b) 44·0	24	33	22	..	6	21½	..	..	56	22 (earth).	30	25
Canals .. .. Miles.	11	103	80	..	..	..	2½	..	..	..	..	..	7¼	11¼	10⅛
Distributaries .. ,,	26	106	151	5½	4¼	6⅛	6 fr. 120 ft.	4¼	7	2½	..	23¾	..	..	1⅞

* Represent interest charges up to date of closure of construction estimates of the works.
(a) Rusellkonda reservoir. (b) Surada reservoir.

B-I.—Capital Accounts of Irrigation and Navigation Works, Class I, "Major" (Productive and Protective) and Class II, "Minor Works and Navigation" for which Capital and Revenue Accounts are kept in the Madras Presidency for and to the end of 1916–1917.

Works or systems.		Direct charges (net expenditure). Works.	Establishment.	Tools and plant.	Deduct receipts on capital account.	Total.	Indirect charges.	Total excluding interest.	Simple interest.
1		2	3	4	5	6	7	8	9
CLASS I.—MAJOR PRODUCTIVE WORKS.		RS.	RS.	RS.	RS.	RS.	RS.	RS.	RS.
Nagavalli river system	To end of previous year ..	12,75,081	2,53,033	92,312	1,377	16,19,049	39,170	16,58,219	4,21,984
	During 1916–1917 ..	13,543	2,552	407	..	16,502	413	16,915	53,642
Gōdāvari delta system	To end of previous year ..	96,78,871	22,65,625	9,23,978	1,526	1,28,66,948	19,60,138	1,48,27,086	2,13,62,280
	During 1916–1917 ..	1,01,910	19,122	294	..	1,21,326	2,677	1,24,003	4,26,146
Kistna do.	To end of previous year ..	1,18,83,232	26,45,675	7,00,074	18,410	1,52,10,571	10,53,911	1,62,64,482	1,89,45,968
	During 1916–1917 ..	39,413	6,115	..	130	45,398	856	46,254	5,02,150
Divi pumping system	To end of previous year ..	10,13,027	1,92,714	6,73,509	377	18,78,873	27,756	19,06,629	5,66,059
	During 1916–1917 ..	18,239	3,203	— 82	..	21,360	454	21,814	62,287
Pennar river canals system	To end of previous year ..	45,93,372	9,54,480	1,44,158	2,808	56,89,202	10,12,709	67,01,911	70,98,983
	During 1916–1917 ..	3,273	321	..	50	3,544	45	3,589	1,87,597
Kurnool-Cuddapah canal	To end of previous year ..	1,87,15,776	1,94,972	40,81,306	2,24,115	2,27,67,939	43,851	2,28,11,790	2,82,09,761
	During 1916–1917 ..	84,280	16,199	..	..	1,00,479	5,248	1,05,727	7,52,179
Barur tank	To end of previous year ..	3,35,765	76,701	6,931	22	4,19,375	23,738	4,43,113	4,64,594
	During 1916–1917 ..	..	..	..	..	..	..	..	13,824
Poiney anicut system	To end of previous year ..	1,93,438	44,383	38	..	2,37,859	6,379	2,44,238	4,12,066
	During 1916–1917 ..	..	..	..	..	..	..	..	7,841
Cheyar do.	To end of previous year ..	3,47,484	78,737	..	..	4,26,221	11,767	4,37,988	6,01,133
	During 1916–1917 ..	— 425	— 91	..	..	— 516	— 13	— 529	14,041
Tirukkōyilūr anicut system	To end of previous year ..	3,01,870	64,889	..	..	3,66,759	9,189	3,75,948	4,60,292
	During 1916–1917 ..	..	..	..	..	..	..	..	12,090
Shatiatope do.	To end of previous year ..	8,10,406	1,04,724	115	..	9,15,245	57,271	9,72,516	4,05,177
	During 1916–1917 ..	..	..	..	..	..	..	..	30,170
Lower Coleroon do.	To end of previous year ..	15,47,017	3,08,521	14,059	..	18,69,597	71,075	19,40,672	17,50,913
	During 1916–1917 ..	..	..	..	..	..	184	184	61,629
Toludur project	To end of previous year ..	2,65,632	38,325	2,99,326	280	6,03,003	1,54,354	7,57,357	22,946
	During 1916–1917 ..	1,95,904	21,766	7,212	875	2,24,007	3,370	2,27,377	23,570
Cauvery delta system	To end of previous year ..	32,92,208	6,92,532	95,901	1,985	40,78,656	1,89,921	42,68,577	40,57,473
	During 1916–1917 ..	50,838	6,756	..	..	57,594	946	58,540	1,35,398
Periyār system	To end of previous year ..	78,85,774	16,43,805	7,66,782	14,997	1,02,81,364	3,66,038	1,06,47,402	81,29,127
	During 1916–1917 ..	11,482	1,293	..	..	12,775	388	13,163	3,39,125
Srivaikuntam anicut system	To end of previous year ..	12,62,739	3,12,801	10,524	369	15,85,695	1,04,652	16,90,347	23,35,520
	During 1916–1917 ..	14,095	3,030	..	..	17,125	424	17,549	52,553
Total ..	To end of previous year ..	6,34,01,692	98,71,917	78,09,013	2,66,266	8,08,16,356	51,31,919	8,59,48,275	9,52,43,576
	During 1916–1917 ..	5,32,552	80,266	7,831	1,055	6,19,594	14,992	6,34,586	26,74,242

B-I.—Capital Accounts of Irrigation and Navigation Works, Class I, "Major" (Productive and Protective) and Class II, "Minor Works and Navigation" for which Capital and Revenue Accounts are kept in the Madras Presidency for and to the end of 1916–1917—*cont.*

Works or systems.		Direct charges (net expenditure). Works.	Establishment.	Tools and plant.	Deduct receipts on capital account.	Total.	Indirect charges.	Total excluding interest.	Simple interest.
1		2	3	4	5	6	7	8	9
CLASS I.—MAJOR PROTECTIVE WORKS.		RS.	RS.	RS.	RS.	RS.	RS.	RS.	RS.
Rushikulya system	To end of previous year	38,07,156	8,04,199	1,27,321	65,854	46,72,822	4,12,751	50,85,573	41,61,255
	During 1916–1917	1,023	150	..	— 52	1,225	21	1,246	1,54,055
Bhavanasi tank project	To end of previous year	1,25,861	21,003	..	140	1,46,724	6,615	1,53,339	9,252
	During 1916–1917	3,079	4,144	24,734	4	31,958	1,905	33,858	5,363
Mopad tank project	To end of previous year	10,07,724	1,92,342	2,24,413	9,124	14,15,355	77,474	14,92,829	2,22,989
	During 1916–1917	1,88,798	40,240	5,620	2,277	2,32,381	6,648	2,39,029	50,486
Venkatapuram tank project	To end of previous year	2,81,950	58,305	4,189	288	3,44,156	11,789	3,55,945	47,560
	During 1916–1917	1,736	367	..	231	1,872	51	1,923	11,376
Total	To end of previous year	52,22,691	10,75,849	3,55,923	75,406	65,79,057	5,08,629	70,87,686	44,41,057
	During 1916–1917	1,94,636	44,901	30,354	2,460	2,67,431	8,625	2,76,056	2,21,280
CLASS II.—MINOR WORKS AND NAVIGATION WORKS FOR WHICH CAPITAL AND REVENUE ACCOUNTS ARE KEPT.									
Ganjam minor rivers system	To end of previous year	2,12,418	43,286	139	..	2,55,843	10,145	2,65,988	..
	During 1916–1917	1,925	414	..	..	2,339	58	2,397	..
Muniyeru project	To end of previous year	4,63,179	1,03,806	3,713	1,732	5,68,936	29,636	5,98,602	..
	During 1916–1917	..	..	..	..	..	..	..	..
Peddanaidu tank of Chinnaraopalem	To end of previous year	52,315	9,779	..	..	62,094	1,397	63,491	..
	During 1916–1917	4	..	..	..	4	..	4	..
Jangamaheswarapuram tank	To end of previous year	50,996	8,352	..	..	59,348	10,364	69,712	..
	During 1916–1917	1,501	323	..	..	1,824	45	1,869	..
Atmakur tank	To end of previous year	91,202	18,749	..	..	1,09,951	13,428	1,23,379	..
	During 1916–1917	..	..	..	..	..	..	..	..
Dondapad tank	To end of previous year	1,05,848	18,945	..	7	1,24,786	15,218	1,40,004	..
	During 1916–1917	..	..	..	..	..	..	..	..
Hajipuram tank	To end of previous year	2,30,686	48,308	..	220	2,78,774	33,109	3,11,883	..
	During 1916–1917	..	..	..	..	..	..	..	..
Ponnalur tank	To end of previous year	1,39,349	27,013	..	..	1,66,362	25,011	1,91,373	..
	During 1916–1917	..	..	..	..	..	..	..	..
Anamasamudram-Biraperu tank	To end of previous year	58,421	13,266	..	..	71,687	1,886	73,573	..
	During 1916–1917	..	..	..	..	..	..	..	..
Yerur tank	To end of previous year	50,219	11,522	..	..	61,741	1,612	63,353	..
	During 1916–1917	..	..	..	..	..	..	..	..
Vamula tank	To end of previous year	50,961	11,225	..	..	62,186	1,571	63,757	..
	During 1916–1917	..	..	..	..	..	..	..	..

B-I.—Capital Accounts of Irrigation and Navigation Works, Class I, "Major" (Productive and Protective) and Class II, "Minor Works and Navigation" for which Capital and Revenue Accounts are kept in the Madras Presidency for and to the end of 1916-1917—*cont.*

Works or systems.		Direct charges (net expenditure). Works.	Establishment.	Tools and plant.	Deduct receipts on capital account.	Total.	Indirect charges.	Total excluding interest.	Simple interest.
1		2	3	4	5	6	7	8	9
CLASS II.—MINOR WORKS AND NAVIGATION—WORKS FOR WHICH CAPITAL AND REVENUE ACCOUNTS ARE KEPT—*cont.*		RS.	RS.	RS.		RS.	RS.	RS.	
Sagiléru tank	To end of previous year	3,54,321	80,339	12,449	1	4,47,108	17,619	4,64,727	..
	During 1916–1917	..	..	..	..	..	..	..	..
Talapuluvanka tank	To end of previous year	54,348	11,204	731	..	66,283	2,541	68,824	..
	During 1916–1917	..	..	..	..	..	..	..	..
Cumbum tank	To end of previous year	68,701	15,284	..	..	83,985	2,388	86,373	..
	During 1916–1917	..	..	..	..	..	..	..	..
Markapur tank project	To end of previous year	95,492	21,165	..	..	1,16,657	4,001	1,20,658	..
	During 1916–1917	..	..	..	..	..	..	..	..
Yellanur do.	To end of previous year	1,80,009	34,709	4,212	..	2,18,930	29,601	2,48,531	..
	During 1916–1917	— 668	— 14	2,782	..	2,100	10	2,110	..
Kocheruvu do.	To end of previous year	95,059	19,183	1,008	4	1,15,246	10,535	1,25,781	..
	During 1916–1917	462	97	..	..	559	14	573	..
Siddapur do	To end of previous year	3,65,672	79,068	2,10,409	8	6,55,141	11,069	6,66,210	..
	During 1916–1917	96,931	20,067	14,859	80	1,31,777	2,809	1,34,586	..
Nagavaram anicut and supply channel	To end of previous year	88,609	18,506	..	..	1,07,115	2,591	1,09,706	..
	During 1916–1917	148	32	..	..	180	4	184	..
Arkenkota channel	To end of previous year	1,14,505	26,264	..	..	1,40,769	3,676	1,44,445	..
	During 1916–1917	..	..	..	..	..	..	..	..
Thadapalli channel	To end of previous year	1,35,220	29,535	..	..	1,64,755	11,050	1,75,805	..
	During 1916–1917	..	..	..	..	..	..	..	..
Kalingaroyan channel	To end of previous year	1,43,789	32,191	..	..	1,75,980	4,506	1,80,486	..
	During 1916–1917	..	..	..	..	..	..	..	..
Kaniyampalayam anicut	To end of previous year	5,893	1,267	..	..	7,160	177	7,337	..
	During 1916–1917	17,503	3,747	..	..	21,250	525	21,775	..
Pálár anicut system	To end of previous year	18,27,234	4,64,247	29,875	..	23,21,356	1,16,661	24,38,017	..
	During 1916–1917	1,454	313	..	..	1,767	44	1,811	..
Vallur anicut system	To end of previous year	51,697	11,891	..	..	63,588	1,666	65,254	..
	During 1916–1917	..	..	..	..	..	..	..	..
Madras water-supply and irrigation system	To end of previous year	13,20,859	2,17,056	6,648	1,167	15,43,396	2,38,849	17,82,245	..
	During 1916–1917	2,672	575	..	..	3,247	81	3,328	..
Chembrambakkam tank	To end of previous year	5,03,890	1,27,271	8,204	114	6,39,251	1,12,547	7,51,798	..
	During 1916–1917	..	..	..	..	..	..	..	..
Mehamattur anicut system	To end of previous year	57,530	13,231	..	..	70,761	1,897	72,658	..
	During 1916–1917	..	..	..	..	..	..	..	..
Vriddhachalam do.	To end of previous year	68,616	15,575	..	..	84,191	2,494	86,685	..
	During 1916–1917	..	..	..	..	..	..	..	..

B-I.—Capital Accounts of Irrigation and Navigation Works, Class I, "Major" (Productive and Protective) and Class II, "Minor Works and Navigation" for which Capital and Revenue Accounts are kept in the Madras Presidency for and to the end of 1916–1917—*cont.*

Works or systems.		Direct charges (net expenditure). Works.	Establishment.	Tools and plant.	Deduct receipts on capital account.	Total.	Indirect charges.	Total excluding interest.	Simple interest.
1		2	3	4	5	6	7	8	9
CLASS II.—MINOR WORKS AND NAVIGATION—WORKS FOR WHICH CAPITAL AND REVENUE ACCOUNTS ARE KEPT—*cont.*		RS.	RS.	RS.	RS.	RS.	RS.	RS.	
Pelandorai anicut system	To end of previous year	4,95,312	1,10,597	5,938	798	6,11,049	47,799	6,58,848	..
	During 1916–1917	23	5	..	..	28	1	29	..
Nandyar channel system	To end of previous year	49,171	11,261	..	..	60,432	2,415	62,847	..
	During 1916–1917	996	213	..	..	1,209	30	1,239	..
Marudur anicut system	To end of previous year	41,500	9,041	..	..	50,541	1,265	51,806	..
	During 1916–1917	..	..	..	..	..	..	..	..
Panjapatti reservoir	To end of previous year	1,46,524	18,446	54,222	196	2,18,996	7,805	2,26,801	..
	During 1916–1917	25,321	5,427	1977	132	31,593	759	32,352	..
NAVIGATION WORKS.									
Chilka lake canal	To end of previous year	24,450	5,624	166	..	30,240	787	31,027	..
	During 1916–1917	..	..	..	..	..	..	..	..
Ganjām-Gopalpur canal	To end of previous year	1,02,675	37,799	2,733	107	1,43,100	12,393	1,55,493	..
	During 1916–1917	..	..	..	..	..	..	..	..
Buckingham canal	To end of previous year	67,59,547	16,02,111	1,80,762	22,263	85,20,157	4,88,256	90,08,413	..
	During 1916–1917	..	..	..	2,063	— 2,063	..	— 2,063	..
Vedāranniyam canal	To end of previous year	1,07,885	24,814	..	..	1,32,699	3,733	1,36,432	..
	During 1916–1917	..	..	..	..	..	..	..	..
Total	To end of previous year	1,47,64,102	33,51,930	5,21,209	26,617	1,86,10,624	12,81,698	1,98,92,322	..
	During 1916–1917	1,48,272	31,199	18,618	2,275	1,95,814	4,380	2,00,194	..

R. SRINIVASA AYYAR,
Deputy Accountant-General.

C-I.—Statement showing the financial results of Irrigation and Navigation Works, Class I "Major" (Productive and Protective) and Class II "Minor Works and Navigation" for which Capital and Revenue Accounts are kept in the Madras Presidency for the year ending the 31st March 1917.

Works or systems.	Revenue (actual receipts). Irrigation. Irrigation revenue.	Share of land revenue.	Total.	Navigation.	Plantation.	Miscellaneous.	Total.	Less refunds of revenue.	Gross revenue less refunds.	Deduct share of old irrigation revenue.	Total revenue due to improvements.	Working expenses. Revenue management. Establishment. Direction.	Execution.	Civil officers.	Total revenue management.
1	2	3	4	5	6	7	8	9	10	11	12	13	14	15	16
CLASS I.—MAJOR PRODUCTIVE WORKS.	RS.	RS.	RS.	RS.	RS.	RS.	RS.	RS.	RS.	RS.	RS.	RS.	RS.	RS.	RS.
Nagavalli river system	73,788	1,093	74,881	..	..	1,193	76,074	25	76,049	37,371	38,678	906	3,622	1,875	6,403
Gōdavari delta system	38,65,295	1,91,970	40,57,265	1,09,890	5,030	32,613	42,04,798	96	42,04,702	1,24,000	40,80,702	49,336	1,97,345	1,96,498	4,43,179
Kistna do.	33,61,695	1,34,843	34,96,538	61,590	5,755	45,071	36,08,954	444	36,08,510	71,000	35,37,510	42,555	1,70,218	1,70,322	3,83,095
Divi pumping system	1,25,609	19,580	1,45,189	1	3	1,261	1,46,454	5	1,46,449	20,333	1,26,116	1,527	6,109	5,575	13,211
Pennēr river canals system	7,83,772	59,160	8,42,932	..	..	2,705	8,45,637	..	8,45,637	2,56,000	5,89,637	9,453	37,811	28,743	76,007
Kurnool-Cuddapah canal	2,66,952	1,833	2,68,785	1,147	26	9,185	2,79,143	25	2,79,118	35,872	2,43,246	3,393	13,574	11,644	28,611
Barūr tank	21,620	458	22,078	..	..	461	22,539	2	22,537	4,500	18,037	268	1,075	858	2,201
Poiney anicut system	1,14,067	5,451	1,19,518	..	..	1,120	1,20,638	..	1,20,638	38,000	82,638	1,391	5,565	4,074	11,030
Cheyyar do.	95,551	3,310	98,861	..	..	2,246	1,01,107	..	1,01,107	39,000	62,107	1,191	4,767	2,993	8,951
Tirukkōyilur anicut system	1,04,822	3,362	1,08,184	..	442	363	1,08,989	..	1,08,989	60,000	48,989	1,274	5,094	2,409	8,777
Shatiatope do.	1,16,902	15,209	1,32,111	..	787	139	1,33,037	67	1,32,970	20,000	1,12,970	1,421	5,683	5,606	12,710
Lower Coleroon do.	3,97,864	51,510	4,49,374	..	1,138	535	4,51,047	113	4,50,934	1,55,000	2,95,934	4,806	19,223	14,719	38,748
Toludur project	..	..	..	..	..	..	..	..	..	..	..	..	..	..	..
Cauvery delta system	42,13,916	1,18,072	43,31,990	..	3,447	1,579	43,37,016	4	43,37,012	34,00,000	9,37,012	56,663	2,02,650	46,600	2,99,913
Periyar system	7,08,587	44,026	7,52,613	537	847	14,270	7,68,267	24	7,68,243	2,04,000	5,64,243	8,811	35,245	25,821	69,877
Srivaikuntam anicut system	2,16,215	1,490	2,17,705	..	..	5,635	2,23,340	19	2,23,321	79,000	1,44,321	2,701	10,864	6,935	20,440
Total	1,41,66,657	6,51,367	1,51,18,024	1,73,165	17,475	1,18,376	1,54,27,040	824	1,54,26,216	45,44,076	1,08,82,140	1,79,696	7,18,785	5,21,672	14,53,153
MAJOR PROTECTIVE WORKS.															
Rushikulya system	2,29,615	4,455	2,34,070	..	135	2,386	2,36,591	..	2,36,591	67,000	1,69,591	50	199	8,299	8,548
Bhavanasi tank project	..	..	..	..	..	..	..	..	..	..	..	..	..	..	..
Mopad tank project	..	..	..	..	..	..	..	..	..	..	..	..	..	..	..
Venkatapuram tank project	..	..	..	..	..	..	..	..	..	..	..	..	..	..	..
Total	2,29,615	4,455	2,34,070	..	135	2,386	2,36,591	..	2,36,591	67,000	1,69,591	50	199	8,299	8,548
CLASS II.—MINOR WORKS AND NAVIGATION—WORKS FOR WHICH CAPITAL AND REVENUE ACCOUNTS ARE KEPT.															
Ganjām minor rivers system	1,45,784	7,324	1,53,108	..	49	112	1,53,289	..	1,53,269	95,000	58,269	5	22	2,905	2,932
Muniyeru project	22,099	60	22,159	..	..	1,138	23,297	..	23,297	2,528	20,769	22	85	982	1,089
Peddanaidu tank of Chennarowpalem	473	..	473	..	..	..	473	..	473	..	473	..	..	24	24
Jangamaheswarapuram tank	2,317	..	2,317	..	..	1,070	3,387	..	3,387	498	2,889	22	85	91	198
Atmakur tank	3,879	..	3,879	..	..	1	3,880	..	3,880	..	3,880	..	..	194	194
Dondapad tank	1,448	3	1,451	..	..	..	1,451	..	1,451	..	1,451	..	..	73	73
Hajipuram tank	2,841	15	2,856	..	..	427	3,283	..	3,283	..	3,283	9	34	143	186
Ponnalur tank	4,235	..	4,235	..	..	7	4,242	..	4,242	..	4,242	..	..	212	212

C-I.—Statement showing the financial results of Irrigation and Navigation Works, Class I "Major" (Productive and Protective) and Class II "Minor Works and Navigation" for which Capital and Revenue Accounts are kept in the Madras Presidency for the year ending the 31st March 1917—*cont.*

Works or systems.	Working expenses—*cont.* Maintenance of works. Establishment. Direction.	Execution.	Total.	Works.	Repairs.	Tools and plant.	Plantation.	Total cost of maintenance.	Indirect charges.	Grand total of working expenses.	Deduct old maintenance charges. Direct charges.	Indirect charges.	Total.	Total working expenses on improvements.	Net revenue. Total.	Due to improvements.
	17	18	19	20	21	22	23	24	25	26	27	28	29	30	31	32
CLASS I.—MAJOR PRODUCTIVE WORKS.	RS.	RS.	RS.	RS.	RS.	RS.	RS.	RS.	RS.	RS.	RS.	RS.	RS.	RS.	RS.	RS.
Nagavalli river system	678	2,714	3,392	1,381	16,047	98	..	20,918	1,109	28,430	2,242	314	2,556	25,874	47,619	12,804
Gôdâvari delta system	12,252	48,928	61,160	37,928	2,80,687	22,129	1,970	4,03,274	42,105	8,89,558	7,450	1,050	8,500	8,81,058	33,15,144	31,99,644
Kistna do.	9,690	38,758	48,448	11,986	2,47,582	26,208	..	3,34,224	36,615	7,53,934	4,260	640	4,900	7,49,034	28,54,576	27,88,476
Divi pumping system	1,887	7,547	9,434	3,301	42,838	5,342	..	60,915	2,390	76,516	16,201	538	16,739	59,777	66,933	66,339
Pennêr river canals system ..	2,711	10,845	13,556	3,008	61,507	165	..	78,236	8,514	1,62,757	51,450	3,042	54,492	1,08,265	6,82,880	4,81,372
Kurnool-Cuddapah canal ..	3,234	12,937	16,171	3,212	74,273	1,414	..	95,070	4,338	1,28,619	5,829	391	6,220	1,21,799	1,51,099	1,21,447
Barûr tank	243	970	1,213	390	5,267	..	..	6,870	358	9,429	270	38	308	9,121	13,108	8,916
Poiney anicut system	545	2,181	2,726	2,957	9,813	6	..	15,502	1,357	27,889	6,121	414	6,535	21,354	32,749	61,284
Cheyyar do.	1,718	6,873	8,591	4,118	35,967	15	..	48,691	2,037	59,679	6,283	425	6,708	52,971	41,428	9,136
Tirukkôyilûr anicut system ..	373	1,490	1,863	1,717	8,646	..	..	12,226	1,157	22,760	9,666	652	10,318	11,842	86,829	37,147
Shatiatope do. ..	802	3,206	4,008	556	19,490	..	..	24,054	1,556	38,320	3,223	217	3,440	34,880	94,656	78,090
Lower Coleroon do. ..	1,415	5,658	7,073	9,737	34,755	.	..	51,565	4,384	94,697	18,254	1,521	19,775	74,922	3,56,237	2,21,012
Toludur project	..	..	..	..	..	..	..	..	..	..	..	..	..	..	..	..
Cauvery delta system	4,665	18,661	23,326	41,641	1,21,163	—325	..	1,85,805	38,793	5,24,511	3,33,948	31,740	3,65,688	1,58,823	88,12,601	7,78,189
Periyâr system	2,207	8,828	11,035	6,768	94,608	3,612	..	1,15,961	10,984	1,96,822	44,092	2,493	46,585	1,50,237	5,71,421	4,14,006
Srîvaikuntam anicut system ..	2,621	10,486	13,107	5,060	56,215	..	..	74,322	3,726	98,488	11,574	831	12,405	86,083	1,24,833	58,238
Total ..	45,021	1,80,082	2,25,103	1,33,640	11,08,256	58,664	1,970	15,27,633	1,60,423	31,11,209	5,20,863	44,306	5,65,169	25,46,040	1,28,15,007	83,86,100
MAJOR PROTECTIVE WORKS.																
Rushikulya system	2,353	9,413	11,766	5,503	52,121	563	..	69,953	1,682	80,183	6,867	168	7,035	73,148	1,56,408	96,443
Bhavanasi tank project	..	..	..	..	..	..	..	..	..	..	..	..	..	..	..	..
Sopad tank project	..	..	..	..	..	..	..	..	..	..	..	..	..	..	..	..
Tenkatapuram tank project ..	..	..	..	..	..	..	..	..	..	..	..	..	..	..	..	..
Total ..	2,353	9,413	11,766	5,503	52,121	563	..	69,953	1,682	80,183	6,867	168	7,035	73,148	1,56,408	96,443
CLASS II.—MINOR WORKS AND NAVIGATION—WORKS FOR WHICH CAPITAL AND REVENUE ACCOUNTS ARE KEPT.																
Ganjam minor rivers system ..	1,050	4,202	5,252	4,004	20,740	..	..	29,996	756	33,684	5,726	140	5,866	27,818	1,19,585	80,451
Tuniyeru project ..	248	994	1,242	3	6,013	— 1	..	7,257	189	8,535	273	7	280	8,255	14,762	12,514
Peddanaidu tank of Chennarowpalem	14	57	71	30	301	..	..	402	10	436	..	..	..	436	37	37
Gangamaheswarapuram tank ..	14	56	70	226	101	— 20	..	377	25	600	..	..	..	600	2,787	2,289
Atmakur tank	23	90	113	..	523	..	..	636	16	846	..	..	..	846	3,034	3,034
Dondapâd tank	4	17	21	..	100	..	..	121	3	197	..	..	..	197	1,254	1,254
Rajapuram tank	3	14	17	..	83	..	..	100	8	294	..	..	..	294	2,989	2,989
[illegible]	[illegible]	[illegible]	[illegible]	[illegible]	[illegible]	[illegible]	[illegible]	[illegible]	[illegible]	[illegible]	[illegible]	[illegible]	[illegible]	[illegible]	[illegible]	[illegible]

C-I.—Statement showing the financial results of Irrigation and Navigation Works, Class I "Major" (Productive and Protective) and Class II "Minor Works and Navigation" for which Capital and Revenue Accounts are kept in the Madras Presidency for the year ending the 31st March 1917—*cont.*

Works or systems.	Revenue (actual receipts). Irrigation. Irrigation revenue.	Share of land revenue.	Total.	Navigation.	Plantation.	Miscellaneous.	Total.	Less refunds of revenue.	Gross revenue less refunds.	Deduct share of old irrigation revenue.	Total revenue due to improvements.	Working expenses. Revenue management. Establishment. Direction.	Execution.	Civil officers.	Total revenue management.
1	2	3	4	5	6	7	8	9	10	11	12	13	14	15	16
CLASS II.—MINOR WORKS AND NAVIGATION—WORKS FOR WHICH CAPITAL AND REVENUE ACCOUNTS ARE KEPT—*cont.*	RS.	RS.	RS.	RS.	RS.	RS.	RS.	RS.	RS.	RS.	RS.	RS.	RS.	RS.	RS.
Anamasamudram-Biraperu tank ..	3,961	1	3,962	..	..	..	3,962	..	3,962	3,642	320	..	..	16	16
Yerur tank	3,469	64	3,533	..	..	..	3,533	..	3,533	736	2,797	..	..	140	140
Vamula tank	..	..	..	..	..	..	..	..	..	..	..	..	..	..	..
Sagileru tank	24,321	4	24,325	..	..	70	24,395	..	24,395	17,775	6,620	1	6	327	334
Talapulavanka tank	..	..	..	..	..	..	..	..	..	..	..	..	..	..	..
Cumbam tank	35,874	461	36,335	..	..	..	36,335	..	36,335	30,000	6,335	..	..	317	317
Markapur tank project	5,524	1	5,525	..	..	16	5,541	..	5,541	1,940	3,601	..	2	179	181
Yellanur do.	..	..	..	..	..	..	..	..	..	..	..	..	..	..	..
Kocheruvu do.	..	..	..	..	..	..	..	..	..	..	..	..	..	..	..
Siddapur do.	..	..	..	..	..	..	..	..	..	..	..	..	..	..	..
Nagavaram anicut and supply channel	..	..	..	..	..	..	..	..	..	..	..	..	..	..	..
Arkenkota channel	36,484	410	36,894	..	..	690	37,584	28	37,556	19,000	18,556	14	55	895	964
Thadapalli do.	1,25,648	2,900	1,28,548	..	..	1,508	1,30,056	..	1,30,056	76,000	54,056	30	121	2,627	2,778
Kalingaroyan do.	1,20,482	483	1,20,965	..	..	1,570	1,22,535	6	1,22,529	85,000	37,529	31	126	1,798	1,955
Kaniyampalayam anicut ..	..	..	..	..	..	..	..	..	..	..	..	..	..	..	..
Pâlâr anicut system	3,23,596	16,733	3,40,329	..	482	4,644	3,45,455	50	3,45,405	1,25,000	2,20,405	102	409	10,720	11,231
Valluru do.	7,234	1,074	8,308	..	75	121	8,504	..	8,504	5,000	3,504	4	16	165	185
Madras water-supply and irrigation system	25,021	4[illegible]2	25,483	..	63	31,802	57,348	..	57,348	11,000	46,348	637	2,549	724	3,910
Chembrambakam tank ..	54,847	908	5,5755	..	5	133	55,893	..	55,893	16,000	39,893	3	11	1,988	2,002
Mehamatur anicut system ..	18,386	51	18,437	..	67	18	18,552	2	18,520	4,000	14,520	2	6	722	730
Vriddhâchalam do. ..	32,871	294	33,165	..	95	27	33,287	..	33,287	8,500	24,787	2	10	1,233	1,245
Peiandorai do. ..	44,025	76	44,101	..	366	219	44,686	..	44,686	3,000	41,686	12	47	2,055	2,114
Nandyar channel system ..	20,965	54	21,019	..	279	73	21,371	..	21,371	17,000	4,371	7	28	201	236
Marudur anicut system	2,03,192	270	2,03,462	..	..	1,048	2,04,510	..	2,04,510	1,15,000	89,510	21	84	4,423	4,528
Panjapatti reservoir	..	..	..	..	..	..	..	..	..	..	..	..	..	..	..
NAVIGATION WORKS.															
Chilka Lake canal ..	..	..	..	..	..	27	27	..	27	..	27	..	..	..	..
Ganjâm-Gopalpur canal	..	..	..	..	39	86	125	..	125	..	125	1	3	..	4
Buckingham canal	..	..	..	63,147	730	3,338	67,215	216	66,999	..	66,999	1,344	5,377	..	6,721
Vedâranniyam canal (*a*)	..	..	..	584	8	149	741	..	741	..	741	15	59	..	74
Total, Minor Works and Navigation ..	12,68,976	31,648	13,00,624	63,731	2,258	48,294	14,14,907	302	14,14,605	6,36,619	7,77,986	2,284	9,135	33,154	44,573

(*a*) The District Board's share of the receipts from the canal amounted to Rs. 640 and that of the expenditure on the canal amounted to Rs. 1,897.

C-I.—Statement showing the financial results of Irrigation and Navigation Works, Class I "Major" (Productive and Protective) and Class II "Minor Works and Navigation" for which Capital and Revenue Accounts are kept in the Madras Presidency for the year ending the 31st March 1917—*cont.*

Works or systems.	Working expenses—*cont.*															
	Maintenance of works.								Indirect charges.	Grand total of working expenses.	Deduct old maintenance charges.			Total working expenses on improvements.	Net revenue.	
	Establishment.			Works.	Repairs.	Tools and plant.	Plantation.	Total cost of maintenance.			Direct charges.	Indirect charges.	Total.		Total.	Due to improvements.
	Direction.	Execution.	Total.													
	17	18	19	20	21	22	23	24	25	26	27	28	29	30	31	32
	RS.	RS.	RS.	RS.	RS.	RS.	RS.	RS.	RS.	RS.	RS.	RS.	RS.	RS.	RS.	RS.
CLASS II.—MINOR WORKS AND NAVIGATION—WORKS FOR WHICH CAPITAL AND REVENUE ACCOUNTS ARE KEPT—*cont.*																
Anamasamudram-Biraperu tank ..	..	..	..	..	..	..	..	..	..	16	..	..	..	16	3,346	304
Yerur tank	..	..	..	..	—1	..	..	—1	..	139	..	..	..	139	3,384	2,638
Vamula tank	..	..	..	..	..	..	..	..	..	..	..	..	..	..	..	..
Sagileru tank	110	441	551	..	2,853	..	..	3,404	78	3,816	2,688	66	2,754	1,062	20,579	5,558
Talapulavanka tank	..	..	..	..	..	..	..	..	..	..	..	..	..	..	..	..
Cumbum tank	43	172	215	14	985	..	..	1,214	71	1,602	975	24	999	[illegible]	34,733	5,732
Markapur tank project	60	239	299	..	1,391	..	..	1,690	42	1,913	298	7	305	1,608	[illegible]	1,123
Yellanur do.	..	..	..	..	..	..	..	..	..	..	..	..	..	..	..	..
Kocheruvu do.	..	..	..	..	..	..	..	..	..	..	..	..	..	..	..	..
Siddapur do.	..	..	..	..	..	..	..	..	..	..	..	..	..	..	..	..
Nagavaram anicut and supply channel	..	..	..	..	..	..	..	..	..	..	..	..	..	..	..	..
Arkenkota channel	233	934	1,167	377	5,051	..	..	6,595	173	7,732	1,098	27	1,125	6,607	28,824	11,945
Thadapalli do.	465	1,858	2,323	801	10,099	91	..	13,314	346	16,438	4,380	107	4,497	11,941	1,13,618	42,115
Kalingarayan do.	349	1,396	1,745	..	8,189	2	..	9,936	265	12,157	4,916	120	5,036	7,127	1,10,872	30,402
Kaniampalayam anicut	..	..	..	..	..	..	..	..	..	..	..	..	..	..	..	..
Palar anicut system	1,834	7,337	9,171	8,517	35,385	27	..	53,100	1,355	65,088	3,755	93	3,848	61,838	2,75,719	1,58,597
Valuru do.	14	57	71	..	487	..	..	558	13	756	1,002	39	1,041	— 885	7,748	4,389
Madras water-supply and irrigation system	383	1,531	1,914	1,197	9,579	4	..	12,694	714	17,318	4,627	114	4,741	12,577	40,650	33,771
Chembrambakam tank	571	2,282	2,853	810	12,698	.	..	16,361	401	18,764	6,646	162	6,808	11,956	37,122	27,987
Mehamatur anicut system ..	131	522	653	223	3,004	..	..	3,880	93	4,703	783	19	802	3,901	13,817	10,619
Vriddhachalam do. ..	238	951	1,189	219	5,511	..	..	6,919	165	8,332	..	..	..	8,332	24,955	16,455
Pelandurai do. ..	751	3,002	3,753	1,346	16,133	..	..	21,232	576	23,922	144	4	148	23,774	20,734	17,512
Nandyar channel system ..	129	515	644	..	2,997	110	..	3,751	95	4,082	3,945	97	4,042	40	17,188	1,331
Marudur anicut system	515	2,062	2,577	112	11,974	..	..	14,663	376	19,567	5,782	142	5,924	13,643	1,84,943	75,817
Panjapatti reservoir	..	..	..	..	..	..	..	..	..	..	..	..	..	..	..	..
NAVIGATION WORKS.																
Chilka Lake canal	8	30	38	..	166	..	..	204	5	209	..	..	..	209	—182	—182
Ganjám-Gopalpur canal ..	7	30	37	..	41	..	108	186	6	206	..	..	..	206	—81	—81
Buckingham canal (a) ..	3,862	15,445	19,307	764	92,144	953	..	1,13,168	3,644	1,23,533	..	..	..	1,23,533	—56,534	—50,534
Vedaranniyam canal	—41	—163	—204	340	5,799	203	..	6,138	18	6,194	..	..	..	6,194	—5,453	—5,453
Total, Minor Works and Navigation ..	11,251	45,005	56,256	18,983	2,57,783	1,369	108	3,34,499	9,574	3,88,646	47,642	1,168	48,810	3,39,836	10,25,959	4,38,150

C-II.—Statement showing the Financial results of Irrigation Works for, and up to end of, 1916–1917.

No.	Name of works.	General Financial results to end of 1916-1917.								
		Mileage in operation.		Estimated cost of construction (direct and indirect).	Date of completion of work (P.W.D Code II, 1918).	Date when system first came into operation	Total Capital outlay (direct and indirect).	Accumulated arrears of interest.	Accumulated surplus revenues.	Total sum-at-charge (column 7 + column 8).
		Main canals and branches.	Distributaries.							
1	2	3	4	5	6 (*a*)	6 (*b*)	7	8	9	10
		MILES.	MILES.	RS.	DATE.	DATE.	RS.	RS.	RS.	RS.
	PRODUCTIVE WORKS—*Irrigation*									
1	Nagavalli river project	23⅜	67	18,45,569	..	1909-10	16,75,134	3,37,974	..	20,13,108
2	Gódávari delta system	511	1,993½	1,52,75,622	1846-47	1877-78	1,49,51,089	..	7,89,91,069	1,49,51,089
3	Kistna do.	349	2,184	1,64,80,941	1855-56	1876-77	1,63,10,736	..	5,57,98,706	1,63,10,736
4	Divi Pumping project	50	115⅝	20,05,081	31st Oct. 1913.	1907-08	19,28,443	3,04,035	..	22,32,478
5	Penner river canals system	31	477	67,22,413	1860-61	1860-61	67,05,500	..	40,57,902	67,05,500
6	Kurnool-Cuddapah canal	406¼	286¾	2,31,31,906	1882-83	1882-83	2,29,17,517	2,76,47,894	..	5,05,65,411
7	Barur tank	11	26	4,43,113	1887-88	1887-88	4,43,113	3,14,694	..	7,57,807
8	Poiney anicut system	104	78	2,45,525	1855-56	..	2,44,238	..	9,46,589	2,44,238
9	Cheyyar do.	61	129	4,54,679	1852-53	..	4,37,459	..	1,58,709	4,37,459
10	Tirukkóyilur anicut system	137	28¼	3,75,948	1861-62	..	3,75,948	..	2,81,627	3,75,948
11	Shatiatope do.	41	149	9,72,516	1847-48	..	9,72,516	..	31,02,673	9,72,516
12	Lower Coleroon do.	486	620	19,40,856	1818-49	..	19,40,856	..	1,14,08,009	19,40,856
13	Toludur project	..	..	21,33,200	.	..	9,84,734	46,516	..	10,31,250
14	Cauvery delta system	1 507	1,971	44,82,381	1836-37	..	43,27,117	..	3,62,32,594	43,27,117
15	Periyar system	103	106	1,06,69,422	1896-97	..	1,06,66,565	14,62,502	..	1,21,23,067
16	Srivaikuntam anicut system	28	46	17,35,690	1870-71	..	17,07,896	..	9,65,581	17,07,896
	Total, Productive Works ..	3,848⅝	8,267¾	8,89,14,862	..	..	8,65,82,861	3,01,13,615	19,18,83,372	11,66,96,476
	PROTECTIVE WORKS—*Irrigation.*									
1	Kushikulya system	81	151	51,09,075	1891-92	1892-93	50,86,819	29,36,437	..	80,23,256
2	Bhavanasi project	..	..	2,09,000	..	..	1,87,197	14,616	..	2,01,813
3	Mopad project	..	..	21,46,011	..	..	17,31,858	2,73,475	..	20,05,333
4	Venkatapuram tank project	..	..	3,46,600	..	..	3,57,868	58,936	..	4,16,804
	Total, Protective Works ..	81	151	78,10,686	..	..	73,63,742	32,83,464	..	1,06,47,206
	Grand total ..	3,928⅝	8,418¾	9,67,25,548	..	..	9,39,46,603	3,33,97,079	19,18,83,372	12,73,43,682
	MINOR IRRIGATION WORKS.									
1	Ganjam minor rivers system	119	225	2,70,092	..	..	2,68,385	..	.	.
2	Muniyéru project	60¾	6½	6,99,434	..	..	5,98,602	..	.	..
3	Peddanayudu tank of Chinnarowpalem	2⅝	¾	88,960	..	.	63,495	..	..	..
4	Jangamateswarapuram tank	..	5⅛	71,644	..	..	71,581	..	..	..
5	Atmakur tank	..	4¼	1,23,379	..	..	1,23,379	..	..	..
6	Dondapad tank	..	6⅞	1,40,004	..	..	1,40,004	..	..	..
7	Hajipuram tank	..	4¼	3,11,883	..	..	3,11,883	..	..	..

Note.—In the cases of items 8 to 12, 14 and 16, no entries have been made in column 6 (*b*) as information is not available.

C-II.—Statement showing the Financial results of Irrigation Works for, and up to end of, 1916–1917—*cont.*

No.	Name of works.	Financial results of the year 1916-1917. Gross receipts (direct and indirect).	Working expenses (direct and indirect).	Net revenue.	Percentage on Capital outlay, column 7.	Percentage on sum-at-charge, column 10.	Interest at 3·2904 per cent. on direct outlay to end of previous year, plus half the outlay of the year.	Net profit.	Net loss.	Area irrigated.	Percentage of working expenses to receipts (column 11 to column 12).
		11	12	13	14	15	16	17	18	19	20
	PRODUCTIVE WORKS—*Irrigation*—cont.	RS.	RS.	RS.	PER CENT.	PER CENT.	RS.	RS	RS.	ACS.	PER CENT.
1	Nagavalli river project	38,678	25,874	12,804	·76	·64	53,642	..	40,838	10,457	66·89
2	Gōdāvari delta system	40,80,702	8,81,058	31,99,644	21·40	21·40	4,26,146	27,73,498	..	841,574	21·59
3	Kistna do.	35,37,510	7,49,034	27,88,476	17·09	17·09	5,02,150	22,86,326	..	655,864	21·17
4	Divi Pumping project	1,26,116	59,777	66,339	3·44	2·97	62,287	4,052	..	17,960	47·39
5	Pennēr river canals system	5,89,637	1,08,265	4,81,372	7·02	7·02	1,87,597	2,93,775	..	89,537	18·36
6	Kurnool-Cuddapah canal	2,43,246	1,21,799	1,21,447	·53	·24	7,52,179	..	6,30,732	56,785	50·07
7	Barur tank	18,087	9,121	8,966	2·01	1·18	13,824	.	4,908	3,802	50·57
8	Poiney anicut system	82,638	21,354	61,284	25·09	25·09	7,841	53,443	..	14,460	25·84
9	Cheyyar do.	62,107	52,971	9,136	2·09	2·09	14,041	..	4,905	15,956	85·29
10	Tirukkōyilūr anicut system	48,989	11,842	37,147	9·88	9·88	12,090	25,057	..	15,443	24·17
11	Shatiatope do.	1,12,970	34,880	78,090	8·03	8·03	30,170	47,920	..	28,581	30·88
12	Lower Coleroon do.	2,95,934	74,922	2,21,012	17·38	11·38	61,629	1,59,383	..	68,694	25·32
13	Toludur project	..	..	..	..	..	23,570	..	23,570	..	..
14	Cauvery delta system	9,37,012	1,58,823	7,78,189	17·99	17·99	1,35,398	6,42,791	..	194,262	16·95
15	Periyar system	5,64,243	1,50,237	4,14,006	3·88	3·42	3,39,125	74,881	..	90,226	26·63
16	Srivaikuntam anicut system	1,44,321	86,083	58,238	3·41	3·41	52,553	5,685	..	21,460	59·65
	Total, Productive Works ..	1,08,82,140	25,46,040	83,36,100	9·63	7·14	26,74,242	56,61,858	..	2,124,251	23·39
	PROTECTIVE WORKS—*Irrigation*—cont.										
1	Rushikulya system	1,69,591	73,148	96,443	1·90	1·20	1,54,035	..	57,612	46,546	43·13
2	Bhavanasi project	..	..	..	..	..	5,363	..	5,363	.	..
3	Mopad project	..	..	..	..	..	50,486	..	50,486	..	..
4	Venkatapuram tank project	..	..	..	..	..	11,376	..	11,376	..	..
	Total, Protective Works ..	1,69,591	73,148	96,443	1·51	·90	2,21,280	..	1,24,837	46,546	43·13
	Grand total ..	1,10,51,731	26,19,188	84,32,543	8·98	6·62	28,95,522	55,37,021	..	2,170,797	25·7
	MINOR IRRIGATION WORKS—*cont.*										
1	Ganjām minor rivers system	58,269	27,818	30,451	11·34	..	8,472	21,979	..	21,035	47·74
2	Muniyēru project	20,769	8,255	12,514	2·09	..	18,755	..	6,241	4,906	39·75
3	Peddanayudu tank of Chinnarowpalem	473	436	37	·06	..	2,047	..	2,010	123	92·18
4	Jangamaheswarapuram tank	2,889	600	2,289	3·72	..	1,886	403	.	563	20·77
5	Atmakur tank	3,880	846	3,034	2·46	..	3,025	..	521	514	21·80
6	Dondapad tank	1,451	197	1,254	·89	..	4,114	..	2,860	448	13·58
7	Hajipuram tank	3,283	294	2,989	·96	..	9,190	..	6,201	556	8·95

Note.—In the cases of items 8 to 12, 14 and 16, no entries have been made in column 6 (*b*) as information is not available.

C-II.—Statement showing the Financial results of Irrigation Works for, and up to end of, 1916–1917—*cont.*

No.	Name of works.	General Financial results to end of 1916-1917—*cont.* Mileage in operation. Main canals and branches.	Distributaries.	Estimated cost of construction (direct and indirect).	Date of completion of work (P.W.D. Code II, 1918).	Date when system first came into operation.	Total Capital outlay (direct and indirect).	Accumulated arrears of interest.	Accumulated surplus revenues.	Total sum-at-charge (column 7 + column 8).
1	2	3	4	5	6 (*a*)	6 (*b*)	7	8	9	10
	MINOR IRRIGATION WORKS—*cont.*			RS.			RS.			
8	Ponnalur tank	..	7	2,15,898	..	..	1,91,373	..	..	..
9	Anamasamudram-Biraperu tank	..	2⅞	73,573	..	..	73,573	..	..	..
10	Yerur tank	..	..	63,353	..	.	63,353	..	..	..
11	Vamula tank	..	..	63,757	..	..	63,757	..	..	..
12	Sagileru tank	12	..	4,64,727	..	..	4,64,727	..	..	..
13	Talapulavanka tank	..	..	68,824	..	..	68,824	..	..	..
14	Cumbum tank	..	23¾	86,373	..	..	86,373	..	..	..
15	Markapur tank project	7½	..	1,20,658	..	..	1,20,658	..	..	..
16	Yellanur do.	..	..	2,43,500	..	..	2,50,641	..	..	.
17	Kocheruvu do.	..	..	1,31,500	..	..	1,26,354	..	..	..
18	Siddapur do.	..	..	9,14,700	..	..	8,00,796	..	..	..
19	Nagavaram anicut and supply channel	.	..	1,05,795	..	..	1,09,890	..		..
20	Arkonkota channel	24	..	1,50,682	..	..	1,14,445	..		..
21	Thadapalli do.	76	.	1,75,805	..	..	1,75,805	..	..	..
22	Kalingaroyam channel	61	..	1,83,286	..	..	1,80,486	..	..	..
23	Kaniyampalayam anicut project	.	..	96,744	..	..	29,112	..	..	..
24	Palar anicut system	156	139	24,40,088	..	..	24,39,828	.	..	..
25	Valluru do.	5¾	8	76,201	..	..	65,254	..	..	..
26	Madras water-supply and irrigation system	11¼	..	17,86,145	..	..	17,85,573	..	..	..
27	Chembrambakkam tank	10⅞	1⅝	7,51,798	..	..	7,51,798	..	..	..
28	Mehamattur anicut system	15	9¼	72,658	..	..	72,658	..	..	..
29	Vriddhachalam do.	33	16	86,685	..	..	86,685	..	..	..
30	Pelandorai do.	39	25	6,85,860	..	..	6,58,877	..	..	..
31	Nandyar channel system	31⅛	..	65,997	..	..	64,086	..	..	..
32	Marudur anicut do.	29	7¼	51,806	..	..	51,806	..	..	..
33	Panjapatti reservoir	..	..	3,46,000	..	..	2,59,153	..	..	..
	Total ..	693¾	492½	1,12,27,809	..	..	1,07,64,214	..	..	..
	MINOR WORKS AND NAVIGATION.									
34	Chilka lake canal	8	..	21,027	..	..	31,027	..	..	..
35	Ganjam-Gopalpur canal	..	..	1,55,493	..	..	1,55,493		..	..
36	Buckingham canal	262	..	90,07,360	..	..	90,06,350	..	..	..
37	Vedaranniyam canal	34½	..	1,36,432	..	..	1,36,432	..	..	..
	Total ..	304½	..	93,30,312	..	..	93,29,302	..	..	..
	Grand Total ..	997⅞	492½	2,05,58,121	..	..	2,00,92,516	..	..	..

C-II.—Statement showing the Financial results of Irrigation Works for, and up to end of, 1916–1917—*cont.*

No.	Name of works.	Financial results of the year 1916–1917—*cont.* Gross receipts (direct and indirect).	Working expenses (direct and indirect)	Net revenue.	Percentage on Capital outlay, column 7.	Percentage on sum-at-charge, column 10.	Interest at 3·2964 per cent on direct outlay to end of previous year, plus half the outlay of the year.	Net profit.	Net loss.	Area irrigated.	Percentage of working expenses to receipts (column 11 to column 12).
		11	12	13	14	15	16	17	18	19	20
	MINOR IRRIGATION WORKS—*cont.*	RS.	RS.	RS.	PER CENT.		RS.	RS.	RS.	ACS.	PER CENT.
8	Ponnalur tank ..	4,242	6,969	— 2,727	— 1·42	..	5,184	..	8,211	822	164·29
9	Anamasamudram-Biraperu tank ..	320	16	304	·41	..	2,363	..	2,059	2	5·00
10	Yerur tank ..	2,787	139	2,658	4·20	..	2,035	623	..	79	4·97
11	Vamula tank ..	..	..	..	..	..	2,050	..	2,050	..	..
12	Sagileru tank ..	6,620	1,062	5,558	1·20	..	14,739	..	9,181	2,978	16·03
13	Talapulavanka tank ..	..	..	..	..	..	2,185	..	2,185	..	..
14	Cumbum tank ..	6,335	603	5,732	6·64	..	2,769	2,963	..	2,06	9·52
15	Markapur tank project ..	3,601	1,608	1,993	1·65	..	3,845	..	1,852	927	44·65
16	Yellanur do. ..	..	..	..	..	..	7,251	..	7,251	..	..
17	Kocheruvu do. ..	..	..	..	..	..	3,808	..	3,808	..	..
18	Siddapur do. ..	..	..	..	..	..	23,768	..	23,768	..	..
19	Nagavaram anicut and supply channel ..	18,556	6,607	11,949	8·27	..	3,534	..	3,534	..	..
20	Arkenkota channel ..	54,056	11,941	42,115	23·96	..	4,640	7,369	..	2,362	35·61
21	Thadapalli do. ..	37,529	7,127	30,402	16·84	..	5,431	36,684	..	6,430	22·09
22	Kalingarayan channel ..	..	..	..	..	..	5,801	24,501	..	3,782	18·99
23	Kaniyampalayam anicut project ..	2,20,405	61,838	1,58,567	6·50	..	586	..	586	..	..
24	Palar anicut system ..	3,504	— 885	4,389	6·73	..	76,550	82,017	..	43,757	28·06
25	Valluru do. ..	46,348	12,577	33,771	1·89	..	2,093	2,295	..	1,363	..
26	Madras water-supply and irrigation system ..	38,893	11,956	27,937	3·72	..	50,930	..	17,159	4,570	27·14
27	Chembrambakkam tank ..	14,520	3,901	10,619	14·61	..	21,072	6,865	..	5,064	29·97
28	Mehamattur anicut system ..	24,787	8,332	16,455	18·98	..	2,323	8,286	..	3,441	26·87
29	Vriddhachalam do. ..	41,686	23,774	17,912	2·72	..	2,775	13,680	..	6,557	33·61
30	Pelandorai do. ..	4,371	40	4,331	6·76	..	20,143	..	2,231	10,045	57·03
31	Nandyar channel system ..	89,510	13,643	75,867	146·44	..	2,012	2,319	..	1,719	·92
32	Marudur anicut do. ..	..	..	..	..	..	1,966	74,201	..	15,368	15·24
33	Panjapatti reservoir ..						7,740	..	7,740	..	..
	Total ..	7,10,094	2,09,694	5,00,400	4·65	..	3,25,795	1,74,605	..	137,763	29·53
	MINOR NAVIGATION WORKS.										
34	Chilka lake canal ..	27	209	— 182	— ·59	..	997	..	1,179	..	774·07
35	Ganjam-Gopalpur canal ..	125	206	— 81	— ·05	..	4,717	..	4,798	..	164·80
36	Buckingham canal ..	66,999	1,23,553	— 56,554	— ·63	..	2,80,825	..	3,37,359	..	184·39
37	Vedaranniyam canal ..	741	6,194	— 5,453	— 3·99	..	4,374	..	9,827	..	835·89
	Total ..	67,892	1,30,142	— 62,250	— ·07	..	2,90,913	..	3,53,163	..	121·39
	Grand total ..	7,77,986	3,39,836	4,38,150	2·18	..	6,16,708	..	1,78,558	137,763	43·68

R. SRINIVASA AYYAR,
Deputy Accountant-General.

C.-III—Demands and Realizations during the year 1916–1917 in the Madras Presidency.

"Major" (Productive and Protective) and "Ordinary Minor" works for which Capital and Revenue Accounts are kept.

Works or systems.	Balance of demands unrealized at commencement of the year.	Demand of the year.	Total.	Deduct remissions including cash refunds.	Net total.	Deduct amount unrealized at close of the year.	Actual total receipts of the year.	Deduct share due to old irrigation.	Net revenue due to improvements.
1	2	3	4	5	6	7	8	9	10
CLASS I.—MAJOR PRODUCTIVE WORKS.		RS.	RS.	RS.	RS.		RS.	RS.	RS.
Nagavalli river system ..	..	76,758	76,758	709	76,049	..	76,049	37,371	38,678
Godavari delta system ..	..	42,82,683	42,82,683	77,981	42,04,702	..	42,04,702	1,24,000	40,80,702
Kistna do. ..	..	37,39,837	37,39,837	1,31,327	36,08,510	..	36,08,510	71,000	35,37,510
Divi pumping system ..	..	1,46,565	1,46,565	116	1,46,449	..	1,46,449	20,333	1,26,116
Pennar river canals system ..	..	8,47,018	8,47,018	1,381	8,45,637	..	8,45,637	2,56,000	5,89,637
Kurnool-Cuddapah canal ..	..	2,87,070	2,87,070	7,952	2,79,118	..	2,79,118	35,872	2,43,246
Barur tank ..	..	22,596	22,596	59	22,537	..	22,537	4,500	18,037
Poiney anicut system ..	..	1,21,025	1,21,025	387	1,20,638	..	1,20,638	38,000	82,638
Chéyyar do. ..	..	1,02,950	1,02,950	1,843	1,01,107	..	1,01,107	39,000	62,107
Tirukkoyilur do. ..	..	1,09,017	1,09,047	58	1,08,989	..	1,08,989	60,000	48,989
Shatiatope do. ..	..	1,33,330	1,33,330	360	1,32,970	..	1,32,970	20,000	1,12,970
Lower Coleroon anicut system ..	..	4,51,070	4,51,070	136	4,50,934	..	4,50,934	1,55,000	2,95,934
Toludur project ..	..	..	..	..	..	..	..	..	..
Cauvery delta system ..	..	43,43,793	43,43,793	6,781	43,37,012	..	43,37,012	34,00,000	9,37,012
Periyar system ..	..	7,75,105	7,75,105	6,862	7,68,243	..	7,68,243	2,04,000	5,64,243
Srivaikuntam anicut system ..	..	2,24,762	2,24,762	1,441	2,23,321	..	2,23,321	79,000	1,44,321
Total ..	..	1,56,63,609	1,56,63,609	2,37,393	1,54,26,216	..	1,54,26,216	45,44,076	1,08,82,140
MAJOR PROTECTIVE WORKS.									
Rushikulya system ..	..	2,40,977	2,40,977	4,386	2,36,591	..	2,36,591	67,000	1,69,591
Bhavanasi project ..	..	..	..	..	..	..	..	..	..
Mopad project ..	..	..	..	..	..	..	..	..	..
Venkatapuram tank project ..	..	..	..	..	..	..	..	..	..
Total ..	..	2,40,977	2,40,977	4,386	2,36,591	..	2,36,591	67,000	1,69,591
CLASS II.—MINOR WORKS AND NAVIGATION FOR WHICH CAPITAL AND REVENUE ACCOUNTS ARE KEPT.									
Ganjam minor rivers system ..	..	1,54,761	1,54,761	1,492	1,53,269	..	1,53,269	95,000	58,269
Maniyeru project ..	..	23,297	23,297	..	23,297	..	23,297	2,528	20,769
Peddinayudu tank of Chinarowpalem ..	..	473	473	..	473	..	473	..	473
Jangamcheswarapuram tank ..	..	4,114	4,114	727	3,387	..	3,387	498	2,889
Atmakur tank ..	..	3,880	3,880	..	3,880	..	3,880	..	3,880
Londapad tank ..	..	1,451	1,451	..	1,451	..	1,451	..	1,451

C-III.—Demands and Realizations during the year 1916–1917 in the Madras Presidency—*cont.*

"Major" (Productive and Protective) and "Ordinary Minor" works for which Capital and Revenue Accounts are kept—*cont.*

Works or systems.	Balance of demands unrealized at commencement of the year.	Demand of the year.	Total.	Deduct remissions including cash refunds.	Net total.	Deduct amount unrealized at close of the year.	Actual total receipts of the year.	Deduct share due to old irrigation.	Net revenue due to improvements.
1	2	3	4	5	6	7	8	9	10
CLASS II.—MINOR WORKS AND NAVIGATION, ETC.—*cont.*		RS.	RS.	RS.	RS.		RS.	RS.	RS.
Hajipuram tank	..	3,640	3,640	357	3,283	..	3,283	..	3,283
Ponnalur tank	..	4,242	4,242	..	4,242	..	4,242	..	4,242
Anamasamudram-Birapera tank	..	3,965	3,965	3	3,962	..	3,962	3,642	320
Yerur tank	..	3,735	3,735	202	3,533	..	3,533	736	2,797
Vemula tank	..	..	..	..	..	..	..	..	..
Sagileru tank	..	24,429	24,429	34	24,395	..	24,395	17,775	6,620
Talapulavanka tank	..	..	..	..	..	..	..	..	..
Cumbum tank	..	36,379	36,379	44	36,335	..	36,335	30,000	6,335
Markapur tank	..	5,542	5,542	1	5,541	..	5,541	1,940	3,601
Yellanur tank project	..	..	..	..	..	..	..	..	..
Kocheruvu tank do.	..	..	..	..	..	..	..	..	..
Siddapur tank do.	..	..	..	..	..	..	..	..	..
Nagavaram anicut and supply channel	..	..	..	..	..	..	..	..	..
Arkonkotta channel	..	37,584	37,584	28	37,556	..	37,556	19,000	18,556
Thadapalli do.	..	1,30,056	1,30,056	..	1,30,056	..	1,30,056	76,000	54,056
Kalingarayan channel	..	1,23,102	1,23,102	573	1,22,529	..	1,22,529	85,000	37,529
Kaniyanpalayam anicut	..	..	..	..	..	..	..	..	..
Pālar anicut system	..	3,47,254	3,47,254	1,849	3,45,405	..	3,45,405	1,25,000	2,20,405
Vallur do.	..	8,734	8,734	230	8,504	..	8,504	5,000	3,504
Madras water-supply and irrigation system	..	57,839	57,839	491	57,348	..	57,348	11,000	46,348
Chembrambakam tank	..	56,041	56,041	148	55,893	..	55,893	16,000	39,893
Mehamatur anicut system	..	18,522	18,522	2	18,520	..	18,520	4,000	14,520
Vriddhachalam do.	..	33,287	33,287	..	33,287	..	33,287	8,500	24,787
Pelandorai do.	..	44,986	44,986	300	44,686	..	44,686	3,000	41,686
Nandyar channel system	..	21,430	21,430	59	21,371	..	21,371	17,000	4,371
Maradur anicut system	..	2,05,012	2,05,012	502	2,04,510	..	2,04,510	1,15,000	89,510
Panjapatti reservoir project	..	..	..	..	..	..	..	..	..
NAVIGATION WORKS.									
Chilka lake canal	..	27	27	..	27	..	27	..	27
Ganjām-Gopālpur canal	..	125	125	..	125	..	125	..	125
Buckingham canal	..	67,215	67,215	216	66,999	..	66,999	..	66,999
Vēdāranniyam canal	..	741	741	..	741	..	741	..	741
Total, Minor Works and Navigation	..	14,21,863	14,21,863	7,258	14,14,605	..	14,14,605	6,36,619	7,77,986

R. SRINIVASA AYYAR,
Deputy Accountant-General.

C-IV.—Statement showing the financial results of Irrigation and Navigation Works—Class I "Major" (Productive and Protective), and Class II "Minor Works and Navigation" for which Capital and Revenue Accounts are kept in the Madras Presidency for the year 1916–1917 based on assessment for the year.

Works or systems.	Capital outlay (direct and indirect) to end of the year.	Revenue assessed during the year.													Net revenue of the year.		Percentage on capital outlay to end of year (improvements only).
		Direct revenue.					Indirect revenue, land revenue due to operations of canal.	Less refunds of revenue.	Grand total.	Deduct share due to old irrigation.	Total revenue due to improvements.	Working expenses.			Total.	Due to improvements.	
		Owner's rate.	Plantation.	Navigation.	Miscellaneous.	Total.						Total charges (direct and indirect).	Deduct old maintenance charges.	Total working expenses on improvements.			
1	2	3	4	5	6	7	8	9	10	11	12	13	14	15	16	17	18
CLASS I.—MAJOR PRODUCTIVE WORKS.	RS.		RS.	RS.	RS.	RS.	RS.	RS.	RS.	RS.	RS.	RS.	RS.	RS.	RS.	RS.	
Nagavalli river system	16,75,134	..	..	..	1,193	1,193	74,881	25	76,049	37,371	38,678	28,430	2,556	25,874	47,619	12,804	·76
Gōdāvari delta system	1,49,51,089	..	5,030	1,09,890	32,613	1,47,533	40,57,265	96	42,04,702	1,24,000	40,80,702	8,89,558	8,500	8,81,058	33,15,144	31,99,644	21·40
Kistna do.	1,63,10,736	..	5,755	61,590	45,071	1,12,416	34,96,538	444	36,08,510	71,000	35,37,510	7,53,934	4,900	7,49,034	28,54,576	27,88,476	17·09
Divi pumping system	19,28,443	..	3	1	1,261	1,265	1,45,189	5	1,46,449	20,333	1,26,116	76,516	16,739	59,777	69,933	66,339	3·44
Penner river canals system	67,05,590	..	..	..	2,705	2,705	8,42,932	..	8,45,637	2,56,000	5,89,637	1,62,757	54,492	1,08,265	6,82,880	4,81,372	7·02
Kurnool-Cuddapah canal	2,29,17,517	..	26	1,147	9,185	10,358	2,68,785	25	2,79,118	35,872	2,43,246	1,28,019	6,220	1,21,799	1,51,099	1,21,447	·53
Barur tank	4,43,113	..	..	..	461	461	22,078	2	22,537	4,500	18,037	9,429	308	9,121	13,108	8,916	2·01
Poiney anicut system	2,44,238	..	..	..	1,120	1,120	1,19,518	..	1,20,638	38,000	82,638	27,889	6,535	21,354	92,749	61,284	25·09
Cheyyar do.	4,37,459	..	..	..	2,246	2,246	98,861	..	1,01,107	39,000	62,107	52,679	6,708	52,971	41,428	9,136	2·09
Tirukkoyilur do.	3,75,948	..	442	..	363	805	1,08,184	..	1,08,989	60,000	48,989	22,160	10,318	11,842	86,829	37,747	9·88
Shatiatope do.	9,72,516	..	787	..	139	926	1,32,111	67	1,32,970	20,000	1,12,970	38,320	3,440	34,880	94,650	78,090	8·03
Lower Coleroon anicut system	19,40,856	..	1,138	..	535	1,673	4,49,374	113	4,50,934	1,55,000	2,95,934	94,697	19,775	74,922	3,56,237	2,21,012	11·38
Toludur project	9,84,734	..	..	..	..	..	..	..	..	..	..	..	..	..	..	..	..
Cauvery delta system	43,27,117	..	3,447	..	1,579	5,026	43,31,990	4	43,37,012	34,00,000	9,37,012	5,24,511	3,65,688	1,58,823	38,12,501	7,78,189	17·99
Periyar system	1,06,60,565	..	847	537	14,270	15,654	7,52,613	24	7,68,243	2,04,000	5,64,243	1,96,822	46,585	1,50,237	5,71,421	4,14,006	3·88
Srivaikuntam anicut system	17,07,896	..	..	..	5,635	5,635	2,17,705	19	2,23,321	79,000	1,44,321	98,488	12,405	86,083	1,24,833	58,238	3·41
Total	8,65,82,861	..	17,475	1,73,165	1,18,376	3,09,016	1,51,18,024	824	1,54,26,216	45,44,076	1,08,82,140	31,11,209	5,65,169	25,46,040	1,23,15,007	83,36,100	9·63
MAJOR PROTECTIVE WORKS.																	
Rusnikulya system	50,86,819	..	135	..	2,386	2,521	2,34,070	..	2,36,591	67,000	1,69,591	80,183	7,035	73,148	1,56,408	96,443	1·90
Bhavanasi tank project	1,87,197	..	..	..	..	..	..	..	..	..	..	..	..	..	..	..	..
Mopad project	17,31,858	..	..	..	..	..	..	..	..	..	..	..	..	..	..	..	..
Venkatapuram tank project	3,57,868	..	..	..	..	..	..	..	..	..	..	..	..	..	..	..	..
Total	73,63,742	..	135	..	2,386	2,521	2,34,070	..	2,36,591	67,000	1,69,591	80,183	7,035	73,148	1,56,408	96,443	1·31

C-IV.—Statement showing the financial results of Irrigation and Navigation Works—Class I "Major" (Productive and Protective), and Class II "Minor Works and Navigation" for which Capital and Revenue Accounts are kept in the Madras Presidency for the year 1916–1917 based on assessment for the year—*cont.*

Works or systems.	Capital outlay (direct and indirect) to end of the year	Revenue assessed during the year. Direct revenue. Owner's rate.	Planta-tion.	Navi-gation.	Miscel-laneous.	Total.	Indirect revenue, land revenue due to operations of canal.	Less refunds of revenue.	Grand total.	Deduct share due to old irriga-tion.	Total revenue due to improve-ments.	Working expenses. Total charges (direct and indirect).	Deduct old mainte-nance charges.	Total working expenses on improve-ments.	Net revenue of the year. Total.	Due to improve-ments.	Percentage on capital outlay to end of year (improve-ments only).
1	2	3	4	5	6	7	8	9	10	11	12	13	14	15	16	17	18
CLASS II.—MINOR WORKS AND NAVIGATION—WORKS FOR WHICH CAPITAL AND REVENUE ACCOUNTS ARE KEPT.	RS.		RS.		RS.	RS.	RS.	RS.	RS.	RS.	RS.	RS.	RS.	RS.	RS.	RS.	
Ganjam minor rivers system ..	2,68,385	..	49	..	112	161	1,53,108	..	1,53,269	95,000	58,269	33,684	5,866	27,818	1,19,585	30,451	11·34
Muniyera project	5,98,602	..	..	..	1,188	1,138	22,159	..	23,297	2,528	20,769	8,535	280	8,255	14,762	12,514	2·09
Peddanayudu tank of Chinnaraopalem.	63,495	..	..	..	..	..	473	..	473	..	473	436	..	436	37	37	·06
Jangamaheswarapuram tank ..	71,581	..	..	..	1,070	1,070	2,317	..	3,387	498	2,889	600	..	600	2,787	2,289	3·2
Atmakur tank	1,23,379	..	..	..	1	1	3,879	..	3,880	..	3,880	846	..	846	3,034	3,034	2·46
Bondapad tank	1,40,001	..	..	..	..	..	1,451	..	1,451	..	1,451	197	..	197	1,254	1,254	·89
Hajipuram tank	3,11,883	..	..	..	427	427	2,856	..	3,283	..	3,283	294	..	294	2,989	2,989	·96
Ponnalur tank	1,91,373	..	..	..	7	7	4,235	..	4,242	..	4,242	6,969	..	6,969	— 2,727	— 2,727	— 1·42
Anamasamudram-Biraperu tank.	73,573	..	..	..	..	..	3,962	..	3,962	3,642	320	16	..	16	3,946	304	41
Yerur tank	63,353	..	..	..	..	..	3,533	..	3,533	736	2,797	139	..	139	3,394	2,658	4·20
Vemula tank	63,757	..	..	..	..	..	..	..	..	..	..	..	..	..	..	..	..
Sagileru tank	4,64,727	..	..	..	70	70	24,325	..	24,395	17,775	6,620	3,816	2,754	1,062	20,579	5,558	1·20
Talapulavanka tank	68,824	..	..	..	..	..	..	..	..	..	..	..	..	..	..	..	..
Cumbum tank	86,373	..	..	..	..	..	36,335	..	36,335	30,000	6,335	1,602	999	603	34,733	5,732	6·64
Markapur tank project ..	1,20,658	..	..	..	16	16	5,525	..	5,541	1,940	3,601	1,913	305	1,608	3,928	1,993	1·65
Yellanur do. ..	2,50,641	..	..	..	..	..	..	..	..	..	..	..	..	..	..	..	..
Kocheruvu do. ..	1,26,354	..	..	..	..	..	..	..	..	..	..	..	..	..	..	..	..
Siddapur do. ..	8,60,796	..	..	..	..	..	..	..	..	..	..	..	..	..	..	..	..
Nagavaram anicut and supply channel.	1,09,890	..	..	..	..	..	..	..	..	..	..	..	..	..	..	..	..
Arkenkota channel	1,44,445	..	..	..	690	690	36,894	28	37,556	19,000	18,556	7,732	1,125	6,607	29,824	11,949	8·27
Thalapalli do.	1,75,805	..	..	..	1,508	1,508	1,28,548	..	1,30,056	76,000	54,056	16,438	4,497	11,941	1,18,615	42,115	23·96
Kalingarayan do.	1,80,486	..	..	..	1,570	1,570	1,20,965	6	1,22,529	85,000	37,529	12,157	5,030	7,127	1,10,372	30,402	16·84
Kamaiyampalaiyam anicut ..	28,112	..	..	..	..	..	..	..	..	..	..	..	..	..	..	..	..
Palar anicut system ..	24,39,828	..	482	..	4,644	5,126	3,40,329	50	3,45,405	1,25,000	2,20,405	65,686	3,848	61,838	2,78,719	1,58,577	6·50
Vallaru do. ..	65,254	..	75	..	121	196	8,308	..	8,504	5,000	3,504	756	1,641	— 885	7,748	4,389	6·73

C-IV.—Statement showing the financial results of Irrigation and Navigation Works—Class I "Major" (Productive and Protective), and Class II "Minor Works and Navigation" for which Capital and Revenue Accounts are kept in the Madras Presidency for the year 1916–1917 based on assessment for the year—*cont.*

Works or systems.	Capital outlay (direct and indirect) to end of the year.	Revenue assessed during the year. Direct revenue. Owner's rate.	Planta-tion.	Navi-gation.	Miscel-laneous	Total.	Indirect revenue, land revenue due to operations of canal.	Less refunds of revenue.	Grand total.	Deduct share due to old irriga-tion.	Total revenue due to improve-ments.	Working expenses. Total charges (direct and indirect).	Deduct old mainte-nance charges.	Total working expenses on improve-ments.	Net revenue of the year. Total.	Due to improve-ments.	Percentage on capital outlay to end of year (improve-ments only).
1	2	3	4	5	6	7	8	9	10	11	12	13	14	15	16	17	18
CLASS II.—MINOR WORKS AND NAVIGATION—WORKS FOR WHICH CAPITAL AND REVENUE ACCOUNTS ARE KEPT—*cont.*	RS.		RS.	RS.	RS.	RS.	RS.	RS.	RS.	RS.	RS.	RS.	RS.	RS.	RS.	RS.	
Madras Water-supply and Irrigation system	17,85,573	..	63	..	31,802	31,865	25,483	..	57,348	11,000	46,348	17,318	4,741	12,577	40,030	33,771	1·89
Chembrambakkam tank ..	7,51,798	..	5	..	133	138	55,755	..	55,893	16,000	39,893	18,764	6,808	11,956	37,129	27,937	3·72
Mohamattur anicut system ..	72,658	..	67	..	18	85	18,437	2	18,520	4,000	14,520	4,703	802	3,901	13,817	10,619	14·61
Vriddhachalam anicut system ..	86,685	..	95	..	27	122	33,165	..	33,287	8,500	24,787	8,332	..	8,332	24,955	16,455	18·98
Pelandorai do. ..	6,58,877	..	366	..	219	585	44,101	..	44,686	3,000	41,686	23,922	148	23,774	20,764	17,912	2·72
Nandiyar channel system ..	64,086	..	279	..	73	352	21,019	..	21,371	17,000	4,371	4,082	4,042	40	17,289	4,331	6·76
Marudur anicut system ..	51,806	..	..	..	1,048	1,048	2,03,462	..	2,04,510	1,15,000	89,510	19,567	5,924	13,643	1,84,943	75,867	146·44
Panjapatti reservoir ..	2,59,153	..	..	..	..	..	..	..	..	..	..	..	..	..	..	..	..
NAVIGATION WORKS.																	
Chilka lake canal	31,027	..	..	..	27	27	..	..	27	..	27	209	..	209	— 182	— 182	— ·59
Tanjam-Gopalpur canal ..	1,55,495	..	39	..	86	125	..	..	125	..	125	206	..	206	— 81	— 81	— ·05
Buckingham do. ..	90,06,350	..	730	63,147	3,338	67,215	..	216	66,999	..	66,999	1,23,533	..	1,23,533	— 56,534	— 56,534	— ·63
Vedaranniyam do. ..	1,36,432	..	8	584	149	741	..	..	741	..	741	6,194	..	6,194	— 5,453	— 5,453	— 3·99
Total, Minor Works and Navigation ..	2,00,92,516	..	2,258	63,731	48,294	1,14,283	13,00,624	302	14,14,605	6,36,619	7,77,986	3,88,646	48,810	3,39,836	10,25,959	4,38,150	2·18

R. SRINIVASA AYYAR,
Deputy Accountant-General.

D-I.—Statement of traffic on the principal navigable canals in the Madras Presidency during the year 1916–1917.

—		Godavari canals.	Kistna canals.	Kurnool-Cuddapah canal.	Buckingham canal.	Chilka lake canal.	Dumagudem canal.	Vedaranniyam canal.	Total.
1		2	3	4	5	6	7	8	9
Length of canal open for navigation	Miles.	497·53	331	190	262	8	2·6	34½	1,328·63
Receipts–									
Testing fees	Rs.	..	237	..	552	..	..	..	
Annual license fees	,,	42,895	22,794	..	46,373	..	..	550	
Six weeks' do.	,,	32,713	11,010	..	3,400	..	6,848	3	
Registration fees	,,	758	..	..	..	..	..	..	
Wharfage do.	,,	9,744	12,416	..	10,540	..	..	..	
Demurrage do.	,,	12	296	..	213	..	..	..	
Raft fees	,,	18,096	2,178	..	7	..	..	5	2,47,478
Numbering fees	,,	142	..	..	423	..	75	13	
Fines	,,	..	28	..	..	..	6	..	
Ground-rents	,,	2,339	7,752	..	1,031	..	59	..	
Miscellaneous	,,	— 307	149	..	4,100	27	..	157	
Refunds	,,	— 28	— 22	..	..	..	..	..	
Government boats and steamers	,,	— 167	—7	..	..	..	..	..	
Boat rent	,,	3,665	4,737	1,147	576	..	..	13	
Total, Receipts..	,,	1,09,862	61,498	1,147	67,215	27	6,988	741	2,47,478
Maintenance charges, including special navigation establishment.	,,	90,143	86,790	9,639	97,465	209	5,289	6,002	2,95,517
Net revenue (a) ..	,,	19,719	— 25,292	— 8,492	— 30,250	— 182	1,699	— 5,261	— 48,069
Total number of boats plying cargo		6,935	1,620	24	934	..	299	117	11,628
Do. passengers			927	8	732	..	29	3	
Total tonnage, cargo boats		620,892½	96,205	2,325	143,975	..	2,816	6,220	872,433½
Do. passenger boats									
Ton mileage, up		2,053,230	415,839	22,269	6,580,561½	..	2,318	88,305	9,162,522½
Do. down		2,713,190½	389,919	39,855	202,772	..	47,274	66,061	3,459,071½
Total .		4,766,420½	805,758	62,124	6,783,333½	..	49,592	1,54,366	12,621,594
Estimated value of cargoes, up	Rs	8,36,25,603½	1,09,50,702	1,75,228	65,30,218	..	9,02,260	6,97,834	10,44,52,596½
Do. down	,,				15,70,751	..			
Total	,,	8,36,25,603½	1,09,50,702	1,75,228	81,00,969	..	9,02,260	6,97,834	10,44,52,596½
Number of passengers		471,697	15,311	84	99,724	..	359	10,144	588,319
Rafts, tons, up		88,434½	652	..	10	..	22,286	7	114,395½
Do. down			3,606	..	..	..		..	
Total .		88,434½	4,258	..	10	..	22,286	7	114,395½
Estimated value of rafts	Rs.	55,34,588	2,31,977	..	800	..	21,24,812	810	78,93,017
Tolage on boats per ton per mile	,,	..	..	..	140	..	..	..	..
Do. on rafts per 100 square feet .. Timber ..	,,	1 0 0	..	..	6·09	..	0 4 0	..	..
Do. Bamboos..	,,	0 8 0	..	..	..	..	0 2 0	..	..

NOTE.—The figures as regards tonnage, ton-mileage and estimated value of cargoes are merely approximations.

(a) The primary object of the Godavari and Kistna canals is irrigation, from which there is a large revenue besides that here shown as due to navigation.

W. J. J. HOWLEY,
Chief Engineer for Irrigation.

D-II.—Description and quantities of goods, etc., carried on the principal canals in the Madras Presidency during the year 1916–1917.

Description.	Godavari canals. Total, Government and Private. Quantity, tons. Up.	Down.	Total.	Value.	Godavari canals. Private. Quantity. Tons.	Value.	Kistna canals. Total, Government and Private. Quantity, tons. Up.	Down.	Total.	Value.	Kistna canals. Private. Quantity. Tons.	Value.
1	2	3	4	5	6	7	8	9	10	11	12	13
Boat Traffic.				RS.		RS.				RS.		RS.
Cotton, raw and manufactured ..	946½	1,047	1,993½	27,82,817	1,993½	27,82,817	75	11	86	1,81,202	86	1,81,202
Woollen goods do. ..	5	35	40	3,62,273	40	3,62,273	..	..	..	..	..	..
Dyes and tans	1,619	544	2,163	1,01,43,530	2,163	1,01,43,530	39	185	224	9,29,151	224	9,29,151
Rice and paddy	137,766½	75,848½	213,655	2,33,74,058	213,655	2,33,74,058	21,335	7,406	28,741	35,06,402	28,741	35,06,402
Other food-grains	4,071½	17,627	21,698½	18,00,975½	21,698½	18,00,975½	625	2,223	2,848	2,36,384	2,848	2,36,384
Hides and skins	154½	90½	245	4,62,620	245	4,62,620	14	5	19	35,929	19	35,929
Liquors	302½	259	561½	9,60,726½	561½	9,60,726½	..	5	5	8,555	5	8,555
Metals	1,064	629	2,293	9,66,659	2,293	9,66,659	24	113	137	2,01,535	137	2,01,535
Oils	2,181	3,756	5,937	29,26,941	5,937	29,26,941	32	668	700	3,45,100	700	3,45,100
Oil-seeds	1,375½	2,451½	3,827	6,77,379	3,827	6,77,379	84	96	180	31,860	180	31,860
Provisions	173,185½	11,586	184,771½	2,13,72,185½	184,771½	2,13,72,185½	1,998	741	2,739	22,27,807	2,739	22,27,807
Salt	15,790	6,789	22,579	12,19,266	22,579	12,19,266	8,157	691	8,848	4,77,792	8,848	4,77,792
Spices	319	192½	511½	511½	511½	5,55,489	..	2	2	2,172	2	2,172
Sugar and jaggery	12,438	14,019½	26,457½	35,67,635½	26,457½	35,67,635½	718	194	912	2,48,855	912	2,48,855
Tobacco	1,914	3,261½	5,175½	36,77,380½	5,175½	36,77,380½	144	311	455	5,84,198	455	5,84,198
Building materials	47,593	141,583	188,976	2,96,769	..	..	2,464	29,016	31,480	12,60,653	31,480	12,60,653
Miscellaneous goods	16,316½	15,470	31,786½	15,58,115	31,786½	15,58,115	748	2,644	3,392	2,27,264	3,392	2,27,264
Timber	2,426½	12,078	14,504½	16,80,990½	14,504½	16,80,990½	733	1,553	2,286	2,49,174	2,286	2,49,174
Firewood	9,279	9,907½	19,185½	1,90,755	9,740½	97,405	8,558	642	9,200	92,000	9,200	92,000
Bamboos	164½	25,194½	25,359	6,33,334	25,359	6,33,334	1,237	2,666	3,903	1,01,478	3,903	1,01,478
Coal and coke	445½	190	635½	10,168	635½	10,168	9	29	38	608	38	608
Jute	380	1,360	1,740	6,45,012	1,740	6,45,012	2	5	7	2,583	7	2,583
Treasure	23	2	25	13,68,998½	..	..	..	..	..	..	..	..
Poles	..	..	..	.	..	..	..	..	..	..	..	..
Straw	..	..	..	.	..	..	1	2	3	Not known.	3	Not known.
Total, Boat Traffic ..	276,992½	343,900	620,892½	8,36,25,603½	422,554½	8,18,66,486	46,997	49,208	96,205	1,09,50,702	96,205	1,09,50,702
Raft Traffic.												
Timber in logs	117	42,913	43,030	42,59,970	46,030	42,59,970	245	1,064	1,309	1,29,591	1,309	1,29,591
Squared timber	152½	843	995½	12,07,188	995½	12,07,188	14	256	270	32,400	270	32,400
Sleepers, broad gauge	..	..	..	..	..	..	..	..	..	..	..	..
Do. metre do.	..	..	..	..	..	..	..	..	..	..	..	..
Scantlings	..	..	..	..	..	..	..	4	4	436	4	436
Poles	..	139	139	..	..	..	..	..	..	.	..	..
Firewood	..	..	..	..	..	..	..	..	..	..	..	..
Bribooss and reeds	5	44,265	44,270	4,57,080	17,763	4,57,080	393	2,282	2,675	69,550	2,675	69,550
Total, Raft Traffic ..	274½	88,160	88,434½	55,34,588	88,424½	55,34,588	652	3,606	4,258	2,31,977	4,258	2,31,977
Grand Total ..	277,267	432,060	709,327	8,91,60,191½	510,979	8,74,01,074	47,649	52,814	1,00,463	1,11,82,679	1,00,463	1,11,82,679

D-II.—Description and quantities of goods, etc., carried on the principal canals in the Madras Presidency during the year 1916–1917—*cont.*

Description.	Kurnool-Cuddapah canal. Total, Government and Private. Quantity, tons. Up.	Down.	Total.	Value.	Private. Quantity. Tons.	Value.	Buckingham Canal. Total, Government and Private. Quantity, tons. Up.	Down.	Total.	Value	Private. Quantity. Total.	Value.
	14	15	16	17	18	19	20	21	22	23	24	25
Boat Traffic.				RS.		RS.				RS.		RS.
Cotton, raw and manufactured ..	..	23	23	10,488	23	10,488	2	3	5	12,827	5	12,827
Woollen goods do. ..	..	..	..	..	..	..	..	..	..	..	..	..
Dyes and tans	..	..	..	..	..	..	..	..	..	..	..	..
Rice and paddy	75½	2	77½	11,160	77½	11,160	14,176	135	14,311	17,85,740	14,311	17,85,740
Other food-grains	465¼	872¼	1,277½	1,06,033	1,277½	1,06,033	..	22	22	1,826	22	1,826
Hides and skins	..	..	..	..	..	..	23	..	23	43,493	23	43,493
Liquors	..	..	..	..	..	..	..	..	..	..	..	..
Metals	..	..	..	..	..	..	53	73	126	1,84,747	126	1,84,747
Oils	..	..	..	..	..	..	..	165	165	81,345	165	81,345
Oil-seeds	30	40	70	12,390	70	12,390	..	..	..	..	..	..
Onions	..	..	..	..	..	..	..	..	..	..	..	..
Provisions	..	..	..	..	..	..	2,209½	1,545	3,754½	30,52,408	3,754½	30,52,408
Salt	151¼	..	151¼	8,168	151¼	8,168	3,541	22	3,563	1,92,402	3,563	1,92,402
Spices	..	..	..	..	..	..	..	..	..	..	..	..
Sugar and jaggery	..	..	..	..	..	..	87	..	87	28,708	87	28,708
Tobacco	..	..	..	..	..	..	35	1	36	37,242	36	37,242
Building materials	..	..	..	..	..	..	44,676	256	44,932	17,97,280	44,932	17,97,280
Miscellaneous goods	18½	153¼	171¾	11,955	171¾	11,955	1,238¼	340	1,578¼	63,423	1,578¼	63,423
Timber	..	..	..	..	..	..	..	619	619	6,747	619	6,747
Firewood	384	..	384	3,840	384	3,840	74,237¼	37	74,274¼	7,42,743	74,274¼	7,42,743
Bamboos	4	..	4	104	4	104	..	63	63	1,638	63	1,638
Coal and coke	..	..	..	..	..	..	257	159	416	6,656	416	6,656
Casuarina posts	..	..	..	..	..	..	..	..	..	..	..	..
Jute	..	..	..	..	..	..	..	..	..	..	..	..
Indigo seeds	..	..	..	..	..	..	..	..	..	..	..	..
Skins	..	..	..	..	..	..	..	..	..	..	..	..
Treasure	..	..	..	..	..	..	..	..	..	..	..	..
Cloth	..	..	..	..	..	..	..	..	..	..	..	..
Kerosine-oil	79	..	79	8,690	79	8,690	..	..	..	..	..	..
Turmeric	..	..	..	..	..	..	..	..	..	..	..	..
Cotton seeds	50	26	76	1,520	76	1,520	..	..	..	..	..	..
Other grains	..	..	..	..	..	..	..	..	..	..	..	..
Iron bars	..	..	..	..	..	..	..	..	..	..	..	..
Ground-nuts	..	11	11	880	11	880	..	..	..	..	..	..
Total, Boat Traffic ..	1,197½	1,127½	2,325	1,75,228	2,325	1,75,228	140,535	3,440	143,975	81,00,969	143,975	81,00,969
Raft Traffic.												
Timber in logs	..	..	..	..	..	..	..	10	10	800	10	800
Squared timber	..	..	..	..	..	..	..	..	..	..	..	..
Sleepers, broad gauge	..	..	..	..	..	..	..	..	..	..	..	..
Do. metre gauge	..	..	..	..	..	..	..	..	..	..	..	..
Scantlings	..	..	..	..	..	..	..	..	..	..	..	..
Poles	..	..	..	..	..	..	..	..	..	..	..	..
Firewood	..	..	..	..	..	..	..	..	..	..	..	..
Bamboos	..	..	..	..	..	..	..	..	..	..	..	..
Total, Raft Traffic ..	..	..	..	..	..	..	..	10	10	800	10	800
Grand Total ..	1,197½	1,127½	2,325	1,75,228	2,325	1,75,228	140,535	3,450	143,985	81,01,769	143,985	81,01,769

D-II.—Description and quantities of goods, etc., carried on the principal canals in the Madras Presidency during the year 1916–1917—*cont.*

Description.	Chilka lake canal. Total, Government and Private. Quantity, tons. Up.	Down.	Total.	Value.	Private. Quantity. Tons.	Value.	Dumagudem canal. Total Government and Private. Quantity, tons. Up.	Down.	Total.	Value.	Private. Quantity. Tons.	Value.	Vedaranniyam canal. Total Government and Private. Quantity, tons. Up.	Down.	Total.	Value.	Private. Quantity. Tons.	Value.
	26	27	28	29	30	31	32	33	34	35	36	37	38	39	40	41	42	43
Boat Traffic.										RS.		RS.				RS.		RS.
Cotton, raw and manufactured.	..	..	..	..	..	..	26½	..	26½	82,679	26½	82,679	..	..	..	..	..	..
Woollen goods	..	..	..	..	..	..	..	..	..	..	..	..	..	..	..	..	..	..
Dyes and tans	..	..	..	..	..	..	..	262	262	4,53,260	262	4,53,260	..	..	..	..	..	..
Rice and paddy	..	..	..	..	..	..	164½	..	164½	23,688	164½	23,688	443	770	1,213	1,40,792	1,213	1,40,792
Other food-grains	..	..	..	..	..	..	36	133½	169½	14,068½	169½	14,068½	..	..	..	..	..	..
Hides and skins	..	..	..	..	..	..	..	7	7	9,107	7	9,107	..	..	..	..	..	..
Liquors	..	..	..	..	..	..	..	..	..	..	..	..	..	..	..	..	..	..
Metals	..	..	..	..	..	..	2½	..	2½	595	2½	595	..	16	16	3,808	16	3,808
Oils	..	..	..	..	..	..	20½	2½	23	11,339	23	11,339	..	..	..	..	..	..
Oil-seeds	..	..	..	..	..	..	..	97	97	17,169	97	17,169	..	385	385	68,145	385	68,145
Provisions	..	..	..	..	..	..	30	21	51	41,463	51	41,463	..	..	..	..	..	..
Salt	..	..	..	..	..	..	965	..	965	52,110	965	52,110	1,157	..	1,157	62,478	1,157	62,478
Spices	..	..	..	..	..	..	..	..	..	..	..	..	..	..	..	..	..	..
Sugar and jaggery	..	..	..	..	..	..	23½	..	23½	5,193½	23½	5,193½	..	..	..	..	..	..
Tobacco	..	..	..	..	..	..	..	209½	209½	75,629½	209½	75,629½	534	..	534	1,92,774	534	1,92,774
Building materials	..	..	..	..	..	..	35	27	62	2,002½	..	..	..	..	..	..	..	..
Miscellaneous goods	..	..	..	..	..	..	184	25	209	16,440	209	16,440	77	1,290	1,367	1,25,541	1,367	1,25,541
Timber	..	..	..	..	..	..	..	397	397	43,273	397	43,273	..	..	..	..	..	..
Firewood	..	..	..	..	..	..	..	..	..	..	..	..	1,042	..	1,042	10,420	1,042	10,420
Bamboos	..	..	..	..	..	..	..	..	..	..	..	..	..	10	10	260	10	260
Coal and coke	..	..	..	..	..	..	..	..	..	..	..	..	..	..	..	..	..	..
Kerosine oil	..	..	..	..	..	..	..	..	..	..	..	..	..	112	112	55,216	112	55,216
Jute	..	..	..	..	..	..	..	147	147	54,243	147	54,243	..	..	..	..	..	..
Treasure	..	..	..	..	..	..	..	..	..	..	..	..	..	..	..	..	..	..
Poles	..	..	..	..	..	..	..	..	..	..	..	..	..	..	..	..	..	..
Scantlings	..	..	..	..	..	..	..	..	..	..	..	..	..	..	..	..	..	..
Cotton seeds	..	..	..	..	..	..	..	..	..	..	..	..	..	384	384	38,400	384	38,400
Total, Boat Traffic ..	..	..	..	..	..	..	1,487½	1,328½	2,816	9,02,260	2,754	9,00,257½	3,253	2,967	6,220	6,97,834	6,220	6,97,834
Raft Traffic.																		
Timber in logs	..	..	..	..	..	..	..	5,885	5,885	5,82,615	5,885	5,82,615	..	..	..	..	..	..
Squared timber	..	..	..	..	..	..	..	2,083	2,083	2,49,960	2,083	2,49,960	7	..	7	840	7	840
Sleepers, broad gauge ..	..	..	..	..	..	..	..	..	..	..	..	..	..	..	..	..	..	..
Do. metre gauge ..	..	..	..	..	..	..	..	..	..	..	..	..	..	..	..	..	..	..
Scantlings	..	..	..	..	..	..	..	8,353	8,353	9,10,477	8,353	9,10,477	..	..	..	..	..	..
Poles	..	..	..	..	..	..	..	5,965	5,965	3,81,760	5,965	3,81,760	..	..	..	..	..	..
Firewood	..	..	..	..	..	..	..	..	..	..	..	..	..	..	..	..	..	..
Bamboos	..	..	..	..	..	..	..	..	..	..	..	..	..	..	..	..	..	..
Total, Raft Traffic ..	..	..	..	..	..	..	..	22,286	22,286	21,24,812	22,286	21,24,812	7	..	7	840	7	840
Grand Total ..	..	..	..	..	..	..	1,487½	23,614½	25,102	30,27,072	25,040	30,25,069½	3,260	2,967	6,227	6,98,674	6,227	6,98,674

NOTE.—The figures for the Chilka lake canal are not available.

W. J. J. HOWLEY,
Chief Engineer for Irrigation.

E-1.—STATEMENT of areas irrigated under Major (Productive) Works and Minor Works for which Capital and Revenue Accounts are kept in the Madras Presidency during the year 1916–1917.

Name of canal.	Areas charged as irrigated in acres including waste charged.							Average discharge, cubic feet per second.				Areas irrigated per cubic foot per second.				Cubic feet of water supplied at head for each acre of land irrigated during the year.	
	First crop.		Second crop.		Total.	Both seasons.	Percentage of double cropped area (cols. 4+5) on the first crop area (cols. 2+3).	At head.		Utilized.		Discharge at head.		Utilized.			
	Flow.	Lift.	Flow.	Lift.				First crop.	Second crop.	First crop.	Second crop.	First crop.	Second crop.	First crop.	Second crop.	First crop.	Second crop.
1	2	3	4	5	6	7	8	9	10	11	12	13	14	15	16	17	18
CLASS I WORKS.	ACS.	ACS.	ACS.	ACS.	ACS.	ACS.											
Productive.																	
Nagavalli river system	19,135	199	6,794	172	26,300	94	36·05										
Godavari delta system	740,118	13,519	239,624	5,063	997,724	9,763	32·39	7,555	..	..	..	99·72	..	..	..	158,503	..
Kistna do.	718,101	4,917	3,322	234	726,574	2,730	0·49	7,395	..	..	..	97·99	..	..	..	161,716	..
Divi pumping system	25,883	1,083	..	10	26,976	..	0·04	230	..	230	..	117·29	..	117·29	..	134,807	..
Pennér river canals system ..	149,652	3,755	36,028	232	189,667	316	25·64										
Kurnool-Cuddapah canal	51,174	971	12,639	106	64,890	1,129	24·44										
Barur tank	3,687	66	1,892	7	5,652	253	50·59										
Poiney anicut system	23,411	995	7,912	192	32,510	110	33·20										
Cheyyar do.	19,576	456	12,352	162	32,546	279	62·47										
Tirukkóyilúr anicut system ..	25,892	746	4,837	78	31,553	224	18·45										
Shatiatope do. ..	30,999	597	4,048	97	35,741	78	13·12										
Lower Coleroon do. ..	107,158	1,527	4,600	339	113,624	502	4·55										
Cauvery delta system	858,799	28,340	82,285	4,268	973,692	17,931	9·76	15,314	6,614	..	..	57·93	13·09	..	..	228,192	726,254
Periyar system	129,815	236	41,586	289	171,926	2,093	32·19										
Srivaikuntam anicut system ..	24,046	747	16,810	287	41,890	683	72·17										
Protective.																	
Rushikulya system	101,027	927	2,427	265	104,646	353	2·65										
CLASS II WORKS.																	
Ganjam minor rivers system ..	62,636	2,104	5,517	2,098	72,355	287	11·77										
Muniyeru project	5,456	28	19	..	5,503	..	0·35										
Peddinaidu tank of Chinnarowpalem.	113	..	10	..	123	..	8·85										
Jangamaheswarapuram tank ..	614	6	106	..	726	..	17·09										
Atmakur tank	651	5	258	..	914	..	39·33										
Dondapad tank	297	..	151	..	448	..	50·84										
Hajipuram tank	496	..	12	28	536	..	8·07										

E-1.—Statement of areas irrigated under Major (Productive) Works and Minor Works for which Capital and Revenue Accounts are kept in the Madras Presidency during the year 1916–1917—*cont.*

Name of canal.	Areas charged as irrigated in acres including waste charged.							Average discharge, cubic feet per second.				Areas irrigated per cubic foot per second.				Cubic feet of water supplied at head for each acre of land irrigated during the year.	
	First crop.		Second crop.		Total.	Both seasons.	Percentage of double cropped area (cols. 4+5) on the first crop area (cols. 2+3).	At head.		Utilized.		Discharge at head.		Utilized.			
	Flow.	Lift.	Flow.	Lift.				First crop.	Second crop.	First crop.	Second crop.	First crop.	Second crop.	First crop.	Second crop.	First crop.	Second crop.
1	2	3	4	5	6	7	8	9	10	11	12	13	14	15	16	17	18
CLASS II WORKS—*cont.*	ACS.	ACS.	ACS.	ACS.	ACS.	ACS.											
Ponnalur tank	691	..	131	..	822	..	19·10	..	..	..	..	..	..	..	..	..	..
Anamasamudram tank	970	5	50	..	1,025	3	5·13	..	..	..	..	..	..	..	..	..	..
Yerur tank..	1,335	1	2	..	1,338	..	0·15	..	..	..	..	..	..	..	..	..	..
Sagileru system	4,284	80	3,150	44	7,558	87	73·15	..	..	..	..	..	..	..	..	..	..
Cumbum tank	5,408	58	4,359	1	9,826	1,237	79·76	..	..	..	..	..	..	..	..	..	..
Markapur tank	950	3	486	..	1,439	..	50·99	..	..	..	..	..	..	..	..	..	..
Arkenkota channel	4,529	138	412	23	5,102	13	9·30	..	..	..	..	..	..	..	..	..	..
Thadapalli do.	14,411	537	1,467	175	16,590	1,051	10·99	..	..	..	..	..	..	..	..	..	..
Kalingarayan do.	9,944	1,978	7,232	1,278	20,432	3,377	71·39	..	..	..	..	..	..	..	..	..	..
Palar anicut system..	76,032	1,861	34,999	825	113,717	470	46·02	..	..	..	..	..	..	..	..	..	..
Vallur do.	4,728	144	180	51	5,403	73	4·47	..	..	..	..	..	..	..	..	..	..
Madras water-supply and irrigation system.	7,067	450	3,315	150	10,980	315	48·48	..	..	..	..	..	..	..	..	..	..
Chembrambakam tank	13,029	376	4,063	126	17,594	948	31·25	..	..	..	..	..	..	..	..	..	..
Mohamattur anicut system	4,207	6	216	2	4,431	111	5·18	..	..	..	..	..	..	..	..	..	..
Vriddhachalam do.	8,208	74	300	5	8,587	78	3·68	..	..	..	..	..	..	..	..	..	..
Pelandorai do.	11,646	116	488	15	12,265	170	4·28	..	..	..	..	..	..	..	..	..	..
Nandyar channel system	5,429	560	1,722	258	7,969	229	33·07	..	..	..	..	..	..	..	..	..	..
Marudur anicut system	17,012	251	13,552	163	30,978	941	79·45	..	..	..	..	..	..	..	..	..	..

	First crop.	Second crop
Godavari delta	1st June to 30th Nov.	1st Jan. to 30th April.
Kistna delta and Divi Pumping system..	Do.	Do.
Pennér river canals	1st July to 31st Dec.	1st Jan. to 31st March.
Karnool-Cuddapah canal	1st June to 30th Nov.	1st Dec. to 31st March.

	First crop.	Second crop.
Cauvery delta	1st June to 31st Oct.	1st Nov. to 28th Feb.
Srivaikuntam anicut	Do.	1st Nov. to 31st March.
Periyar system	1st Oct. to 15th March.	1st June to 31st Sep.

The above information regarding the periods is only very roughly approximate, for there is not any well-marked division between the first and second crops which in many places actually overlap, some of the so-called second crop being planted, while some of the so-called first crop is still on the ground and taking water.

In the case of the Godavari and Kistna deltas the period of irrigation of first crop has been taken to be 183 days though it varied in each delta as below during the year :—

Godavari delta, Eastern Section	3rd June to 30th November.
Do. Central ,, ...	16th May to 30th November.
Do. Western ,, ...	1st June to 30th November.
Kistna delta, Eastern Section	1st June to 31st December.
Do. Western ,, ...	1st July to 31st December.

The areas entered in column 7 both seasons are for lands bearing such crops as betel and sugarcane which require irrigation for the greater part of the year. This is included in the areas of first and second crops.

W. J. J. HOWLEY,
Chief Engineer for Irrigation.

E-II.—STATEMENT showing incidence of working expenses and assessed water revenue on irrigation systems for which capital and revenue accounts are kept in the Madras Presidency during 1916–1917.

Name of canal.	Average discharge of the year at canal head in cubic feet per second.	Water-rate assessed, 1916–17. Occupiers.	Owners.	Total, direct.	Indirect.	Total of direct and indirect.	Gross assessed revenue from all sources.	Working expenses, direct and indirect.	Area charged as irrigated during the year 1916–17, first and second crops including waste charged.	Working expenses. Per cent. on gross revenue.	Per acre irrigated.	Per cubic foot per second of discharge at canal head.	Occupiers' rate. Per acre irrigated.	Per cubic foot per second of discharge at canal head.	Total water-rate, direct and indirect. Per acre irrigated.	Per cubic foot per second of discharge at canal head.
1	2	3	4	5	6	7	8	9	10	11	12	13	14	15	16	17
CLASS I WORKS.																
Productive.				RS.	RS.	RS.	RS.	RS.	ACS.							RS.
Nagavalli river system	..	..	..	73,788	1,093	74,881	76,071	28,430	26,300	37·37	1·08	..	..	..	2·85	..
Gōdāvari delta system	7,813	..	..	38,65,295	1,91,970	40,57,265	42,04,798	8,8[illegible],558	997,724	21·15	0·88	113·88	..	..	4·07	529
Kistna do.	6,519	..	..	33,61,095	1,34,843	34,96,538	36,08,954	7,53,934	726,574	20·89	1·05	115·66	..	..	4·81	536
Divi pumping system	..	..	..	1,25,609	19,580	1,45,189	1,46,454	76,516	26,976	52·25	2·84	..	..	..	5·38	..
Pennēr river canals system ..	..	..	..	7,83,772	59,160	8,42,932	8,45,637	1,62,756	189,667	19·25	0·86	..	..	..	4·44	..
Kurnool-Cuddapah canal ..	..	..	..	2,66,952	1,833	2,68,785	2,79,143	1,28,019	64,890	45·86	1·97	..	..	..	4·14	..
Barur tank	..	..	..	21,620	458	22,078	22,539	9,429	5,652	41·83	1·69	..	..	..	3·91	..
Poiney anicut system	..	..	..	1,14,067	5,451	1,19,518	1,20,638	27,889	32,510	23·12	0·86	..	..	..	3·68	..
Cheyyar do.	..	..	..	95,551	3,310	98,861	1,01,107	59,679	32,546	59·03	1·84	..	..	..	3·04	..
Tirukkōyilūr anicut system ..	..	..	..	1,04,822	3,362	1,08,184	1,08,989	22,160	31,553	20·33	0·70	..	..	..	3·43	..
Shatiatope do. ..	..	..	..	1,16,902	15,209	1,32,111	1,33,037	38,320	35,741	28·80	1·07	..	..	..	3·69	..
Lower Coleroon do. ..	..	..	..	3,97,864	51,510	4,49,374	4,51,047	94,697	113,624	20·97	0·83	..	..	..	3·95	..
Cauvery delta system	8,867	..	..	42,13,918	1,18,072	43,31,990	43,37,516	5,24,511	973,692	12·09	0·54	59·04	..	..	4·45	488
Periyar system	..	..	..	7,08,587	44,026	7,52,613	7,68,267	1,96,822	171,926	25·62	1·14	..	..	..	4·38	..
Srīvaikuntam anicut system ..	..	..	..	2,16,215	1,490	2,17,705	2,23,340	98,488	41,890	44·09	2·35	..	..	..	5·19	..
Protective.																
Rushikulya system	..	..	..	2,29,615	4,455	2,34,070	2,36,591	80,183	104,646	33·89	0·78	..	..	..	2·24	..
CLASS II WORKS.																
Ganjām minor rivers system ..	..	..	..	1,45,784	7,324	1,53,108	1,53,269	33,684	72,355	21·98	0·47	..	..	..	2·12	..
Muniyeru project	..	..	..	22,099	60	22,159	23,297	8,535	5,503	36·64	1·55	..	..	..	4·04	..
Peddanaidu tank	..	..	..	473	..	473	473	436	123	92·18	3·54	..	..	..	5·85	..
Jangamaheswarapuram tank ..	..	..	..	2,317	..	2,307	3,387	600	726	17·72	0·83	..	..	..	3·19	..
Atmakur tank	..	..	..	3,879	..	3,879	3,880	846	914	21·80	0·93	..	..	..	4·24	..

E-II.—Statement showing incidence of working expenses and assessed water revenue on irrigation systems for which capital and revenue accounts are kept in the Madras Presidency during 1916–1917—*cont*

Name of canal.	Average discharge of the year at canal head in cubic feet per second.	Water-rate assessed, 1916–17. Occupiers.	Owners.	Total direct.	Indirect.	Total of direct and indirect.	Gross assessed revenue from all sources.	Working expenses, direct and indirect	Area charged as irrigated during the year 1916–17, first and second crops including waste charged.	Working expenses. Per cent. on gross revenue.	Per acre irrigated.	Per cubic foot per second of discharge at canal head.	Occupiers' rate. Per acre irrigated.	Per cubic foot per second of discharge at canal head.	Total water-rate, direct and indirect. Per acre irrigated.	Per cubic foot per second of discharge at canal head.
1	2	3	4	5	6	7	8	9	10	11	12	13	14	15	16	17
CLASS II WORKS—*cont.*				RS.	RS.	RS.	RS.	RS.	ACS.							RS.
Dondapad tank	..	..	..	1,448	3	1,451	1,451	197	448	13·58	0·44	..	..	..	3·24	..
Haji puram tank	..	..	..	2,841	15	2,856	3,283	294	536	8·96	0·67	..	..	..	6·55	..
Ponnalur tank	..	..	..	4,235	..	4,235	4,242	6,969	822	164·29	8·48	..	..	..	5·15	..
Anamasamudram-Berapur tank ..	..	..	..	3,961	1	3,962	3,962	16	1,025	0·40	0·01	..	..	..	3·86	..
Yerur tank	..	..	..	3,469	64	3,533	3,533	139	1,338	3·93	0·10	..	..	..	2·64	..
Sagileru system	..	..	..	24,321	4	24,325	24,395	3,816	7,558	15·64	0·50	..	..	..	3·22	..
Cumbum tank	..	..	..	35,874	461	36,335	36,335	1,602	9,826	4·41	0·16	..	..	..	3·68	..
Marakapur tank	..	..	..	5,574	1	5,525	5,541	1,913	1,439	34·52	1·33	..	..	..	3·84	..
Arkenkota channel	199	..	..	36,484	410	36,894	37,584	7,732	5,102	20·57	1·52	28·80	..	..	7·23	183·32
Thadapalli do.	418	..	..	1,25,648	2,900	1,28,548	1,30,056	16,438	16,590	12·64	·99	39·29	..	..	7·75	313·53
Kalingarayan do.	708	..	..	1,20,482	483	1,20,965	1,22,535	12,157	20,432	9·92	0·51	17·16	..	..	5·92	173·06
Palar anicut system	..	..	..	3,23,596	16,733	3,40,329	3,45,455	65,686	1,13,717	19·01	0·58	..	..	..	2·99	..
Valluru do.	..	..	..	7,234	1,074	8,308	8,504	756	5,403	8·89	0·14	..	..	..	1·54	..
Madras water-supply and irrigation system	.	..	..	25,021	462	25,483	57,348	17,318	10,980	30·19	1·58	..	..	..	2·32	..
Chembrambakam tank	..	..	..	54,847	908	58,755	55,893	18,764	17,594	33·57	1·07	..	..	..	3·17	..
Mahamattur anicut system .. .	..	..	..	18,386	51	18,437	18,552	4,703	4,431	25·35	1·06	..	..	..	4·16	..
Vriddhachalam do.	..	..	..	32,871	294	33,165	33,287	8,332	8,587	25·03	0·97	..	..	..	3·86	..
Pelandorai do.	..	..	..	44,025	76	44,101	44,686	23,922	12,265	53·53	1·95	.	..	..	3·59	..
Nandiyar channel system	..	..	..	20,965	54	21,019	21,371	4,082	9,969	19·10	·41	..	..	..	2·64	..
Marudur anicut system	..	..	..	2,03,192	270	2,03,462	2,04,510	19,567	30,978	9·59	0·63	..	..	..	6·57	..

W. J. J. HOWLEY,
Chief Engineer for Irrigation.

E-III.—STATEMENT showing the area actually irrigated by flow and lift under classes I and II works and the value of crops raised thereon for fasli 1326 (1916–17).

Districts.	Names of systems.	Area actually irrigated.						Value of crops.							
		First crop.		Second crop.		Total.	Both seasons.	Paddy.		Ragi.		Other crops.		Total.	
		Flow.	Lift.	Flow.	Lift.			Area irrigated.	Estimated value.	Area irrigated.	Estimated value.	Area irrigated.	Estimated value.	Area irrigated.	Estimated value.
(1)	(2)	(3)	(4)	(5)	(6)	(7)	(8)	(9)	(10)	(11)	(12)	(13)	(14)	(15)	(16)
	Class I works.	ACS.	ACS.	ACS.	ACS.	ACS.	ACS.	ACS.	RS.	ACS.	RS.	ACS.	RS.	ACS.	RS.
1. Vizagapatam ..	Nagavalli river project ..	18,462	199	3,823	172	22,656	94	20,381	12,83,981	352	6,630	1,923	22,346	22,656	13,12,957
2. Gōdāvari ..	Gōdāvari delta system ..	336,300	5,307	87,946	1,636	431,189	6,714	388,677	2,60,06,148	1,516	27,534	40,957	9,10,140	431,150	2,69,43,822
Kistna ..	Do. .	380,339	8,212	149,854	3,427	541,832	3,049	509,172	2,53,41,164	1,963	86,204	30,307	5,96,750	541,442	2,60,24,118
	Total ..	716,639	13,519	237,800	5,063	973,021	9,763	897,849	5,13,47,312	3,479	1,13,738	71,264	15,06,890	972,592	5,29,67,940
3. Kistna ..	Kistna delta system ..	407,373	2,473	2,574	213	412,633	602	409,491	2,27,52,995	604	15,331	2,099	55,859	412,194	2,28,23,285
Guntūr ..	Do. ..	295,619	2,444	723	21	298,807	2,128	295,203	1,64,55,248	194	9,199	3,407	3,48,879	298,804	1,68,13,326
	Total .	702,992	4,917	3,297	234	711,440	2,730	704,694	3,92,07,343	798	24,530	5,506	4,04,738	710,998	3,96,36,611
4. Kistna ..	Divi pumping system ..	24,955	1,803	..	10	26,768	..	26,589	14,56,497	..	..	80	1,425	26,669	14,57,922
5. Nellore ..	Pennēr river canals system.	112,573	3,755	35,657	232	182,217	316	163,261	80,88,982	2,854	1,25,150	16,094	3,64,419	182,209	85,77,651
6. Kurnool ..	Kurnool-Cuddapah canal.	21,967	112	3,803	26	25,908	550	15,464	6,38,731	43	1,748	10,273	1,32,158	25,780	7,72,637
Cuddapah ..	Do. ..	22,355	859	7,757	80	31,051	868	18,032	10,74,472	1,378	59,825	11,640	3,81,955	31,050	15,16,252
	Total ..	44,322	971	11,560	106	56,959	1,418	33,496	17,13,203	1,421	61,573	21,913	5,14,113	56,830	22,88,889
7. Cuddapah ..	Chēpād channel ..	4,642	..	952	..	5,574	11	3,619	1,95,393	608	26,018	1,329	38,470	5,556	2,59,881
	Total of Kurnool-Cuddapah canal and Chēpād channel.	48,944	971	12,512	106	62,533	1,429	37,115	19,08,596	2,029	87,591	23,242	5,52,583	62,386	25,48,770
8. Salem	Bārūr tank	3,453	66	1,863	7	5,389	253	4,496	2,41,987	244	7,358	649	4,415	5,389	2,53,760
9. North Arcot ..	Poiney ancient system ..	20,685	946	7,037	185	28,853	103	24,636	12,32,546	3,074	1,04,129	1,142	22,771	28,852	12,59,446
Chittoor ..	Do. ..	1,465	49	823	7	2,314	7	1,974	1,20,766	306	15,622	65	2,280	2,345	1,38,668
	Total ..	22,150	995	7,860	192	31,167	110	26,610	13,53,312	3,380	1,19,751	1,207	25,051	31,197	14,98,114
10. Chingleput ..	Cheyyar ancient system ..	431	4	315	..	750	..	706	30,093	22	646	22	275	750	31,008
North Arcot ..	Do. ..	18,077	452	11,614	162	30,305	279	27,240	14,07,652	2,215	76,208	856	5,224	30,305	14,88,484
	Total	18,508	456	11,929	162	31,055	279	27,946	14,37,745	2,237	76,848	872	5,499	31,055	15,19,492
11. South Arcot ..	Tirukkoyilūr ancient system.	25,274	746	4,814	78	30,912	224	26,087	13,83,162	2,715	1,22,202	2,110	56,073	30,912	15,61,737
12. South Arcot .	Shōlingur ancient system	28,513	597	4,009	97	34,216	78	31,601	16,63,995	1,268	52,664	1,347	18,966	34,216	17,35,625
13. South Arcot .	Lower Coleroon ancient system.	82,908	949	4,124	180	88,131	285	86,358	50,63,195	418	17,129	1,346	21,117	88,122	51,01,441
Tanjore ..	Do. ..	22,329	608	435	159	23,532	217	22 785	12,19,209	245	7,399	502	4,897	23,532	12,31,505
	Total ..	105,237	1,557	4,560	339	111,663	502	109,143	62,82,404	663	24,528	1,848	26,014	111,654	63,32,946
14. Trichinopoly ..	Cauvery delta system ..	41,065	2,352	16,166	1,211	61,094	3,611	53,416	38,81,617	1,770	71,341	5,918	2,49,828	61,094	42,02,789
Tanjore ..	Do. .	790,548	25,988	65,244	3,057	882,837	14,293	846,221	4,50,45,808	7,165	2,22,055	29,438	3,55,592	882,824	4,56,24,365
	Total ..	831,613	28,340	79,710	4,268	943,931	17,904	899,637	4,89,28,425	8,925	2,93,396	35,356	6,05,330	943,918	4,98,27,154
15. Madura ..	Periyār system	126,859	236	41,547	289	168,942	2,093	159,036	1,13,27,192	4,306	1,42,4[illegible]	5,419	1,43,771	168,811	1,16,23,455
16. Tinnevelly ..	Srivaikuntam ancient system	22,259	747	16,786	287	40,080	683	38,114	20,05,490	174	5,813	1,680	51,147	39,968	20,62,450
17. Ganjām .	Rushikulya system .	96,249	927	2,394	265	102,826	353	99,706	43,83,835	1,925	25,922	1,194	79,817	102,825	44,88,674
	Total class I works ..	2,958,652	59,801	468,565	11,861	3,478,846	36,841	3,272,315	18,23,69,058	35,349	12,27,718	169,791	38,68,484	3,477,455	18,74,05,258
	Class II works.														
1. Ganjām ..	Ganjām minor rivers system.	61,091	2,104	5,456	2,098	70,749	287	62,621	31,76,943	4,079	65,640	3,989	32,856	70,689	32,75,439
2. Kistna ..	Maniyōru project ..	5,431	28	19	..	5,478	..	5,442	3,37,971	..	..	36	1,238	5,478	3,39,209
3. Kistna ..	Peddamayūdu tank of Chinnorowpalem.	113		10	..	123	..	121	5,820	2	84	..	..	123	5,904
4. Guntūr ..	Jangamdeswarapuram tank.	351	6	105	..	465	..	453	33,895	..	..	12	360	465	30,965
5. Guntūr ..	Atmakūr tank ..	292	5	241	..	538	..	506	31,195	.	.	32	956	538	32,151
6. Guntūr ..	Dondapād tank	297	..	151	..	448	..	407	21,561	38	1,197	3	30	448	22,727
7. Nellore ..	Hajipuram tank ..	436	..	12	28	536	..	151	6,327	374	17,030	11	515	536	23,912
8. Nellore ..	Pounūr tank ..	556	..	85	..	651	.	592	31,595	9	391	49	2,000	651	33,986
9. Nellore ..	Anandamadam Birapera tank.	896	5	50	..	951	3	850	35,892	50	1,719	51	441	951	38,052
10. Nellore ..	Yerur tank	978	1	2	..	981	..	979	43,134	..	..	2	2	981	43,136
11. Cuddapah ..	Sagileru system . ..	4,196	80	3,119	44	7,469	87	6,225	3,11,016	314	13,710	930	69,380	7,469	3,94,106
12. Kurnool ..	Cumbum tank ..	5,301	58	4,185	1	9,545	1,237	7,459	3,52,194	189	8,055	1,544	21,148	9,192	3,81,397
13. Kurnool ..	Markapur tank .. .	915	3	486	..	1,404	..	1,268	57,905	111	4,788	25	220	1,404	62,913

E-III.—Statement showing the area actually irrigated by flow and lift under classes I and II works and the value of crops raised thereon for fasli 1326 (1916-17)—*cont.*

Districts.	Names of systems.	Area actually irrigated. First crop. Flow.	First crop. Lift.	Second crop. Flow.	Second crop. Lift.	Total.	Both seasons.	Value of crops. Paddy. Area irrigated.	Paddy. Estimated value.	Ragi. Area irrigated.	Ragi. Estimated value.	Other crops. Area irrigated.	Other crops. Estimated value.	Total. Area irrigated.	Total. Estimated value.
(1)	(2)	(3)	(4)	(5)	(6)	(7)	(8)	(9)	(10)	(11)	(12)	(13)	(14)	(15)	(16)
		ACS.	ACS.	ACS.	ACS.	ACS.	ACS.	ACS.	RS.	ACS.	RS.	ACS.	RS.	ACS.	RS.
	Class II works—*cont.*														
14. Coimbatore ..	Arakankottai channel ..	1,174	138	107	23	5,042	13	4,922	4,15,525	15	860	105	7,096	5,042	4,54,081
15. Do. ..	Tadapalli channel ..	14,240	537	1,127	175	16,379	1,051	14,747	12,03,460	60	3,140	1,572	1,19,507	16,379	13,26,407
16. Do. ..	Kalingarayan channel ..	9,709	1,978	4,194	1,278	20,159	3,377	14,425	12,92,002	1,700	99,051	4,034	5,08,162	20,159	18,99,215
17. North Arcot ..	Palar anicut system ..	49,174	1,199	24,926	60	75,359	443	68,112	35,92,418	5,102	1,56,632	2,145	44,667	75,359	37,93,717
Chingleput ..	Do. ..	21,280	362	9,015	165	30,822	27	29,148	12,61,654	1,311	39,579	363	993	30,822	13,02,226
	Total ..	70,454	1,561	33,941	8[illegible]	106,181	470	97,260	48,54,072	6,413	1,96,211	2,508	45,660	106,181	50,95,943
18. Chingleput ..	Vallur anicut system ..	4,122	111	177	4	4,794	73	4,285	1,81,363	257	7,996	252	1,712	4,794	1,91,071
19. Do. ..	Madras water-supply and irrigation system.	6,154	150	2,854	1[illegible]	9,582	315	8,034	3,47,679	440	13,363	1,108	14,164	9,582	3,75,496
20. Do. ..	Chembarambakkam tank.	12,591	376	3,976	1[illegible]	17,063	948	14,178	5,87,860	1,261	34,542	1,624	52,351	17,063	6,74,753
21. South Arcot .	Mel-cattur anicut system.	4,[illegible]4	[illegible]	4	[illegible]	[illegible]	111	4,131	2,48,932	58	2,983	163	16,897	4,352	2,68,812
22. Do. ..	Vriddhachalam anicut system.	8,098	74	300	[illegible]	8,477	78	8,095	4,13,825	130	4,005	252	4,519	8,477	4,22,349
23. Do. ..	Pelandorai anicut system.	11,327	19	4[illegible]	1[illegible]	11,929	170	11,286	6,14,968	281	12,016	362	14,616	11,929	6,41,600
24. Trichinopoly.	Nandyar channel system.	[illegible]	[illegible]	1,1[illegible]	[illegible]	7,866	229	5,960	3,66,975	688	21,922	1,218	33,986	7,866	4,22,883
25. Tinnevelly ..	Maruthur anicut system.	15,531	264	[illegible]	16[illegible]	30,520	941	27,680	16,82,578	150	5,215	2,038	73,772	29,868	17,61,565
	Total class II works ..	248,150	9,081	79,[illegible]	9,242	341,682	9,390	302,078	1,66,81,376	16,619	5,14,208	21,920	10,22,488	340,617	1,82,18,072
	Grand total of classes I and II works.	3,186,82[illegible]	[illegible]	517,[illegible]	17,043	3,820,528	46,231	3,574,393	19,89,90,434	51,968	17,41,924	191,711	48,90,972	3,818,072	20,56,23,330

NOTE.—(1) The area under "both seasons" is included under first and second crops.
(2) The areas in columns 3 to 7 include extent under "withered crops" and exclude "waste charged."
(3) Area of withered crops—2,456 acres.
Prepared by the Board of Revenue—vide Proceedings No. 264, dated 5th November 1917.

E-IV.—Comparative statement of irrigation and rainfall in Madras Presidency for the revenue year ending 30th June 1917.

Civil districts.	Of the civil districts.			Works supplying irrigation.		Culturable area commanded by the irrigation works in column (6) in acres.	Area at present estimated as annually irrigable by the works as specified in column (6) in acres.	† Area irrigated in acres.						Rainfall in inches.	
								Revenue year ending 30th June 1916.			Revenue year ending 30th June 1917.				
	Total area in acres.	Culturable area in acres.	Cultivated area in acres.	No.	Name.			Kharif, I Crop.	Rabi, II Crop.	Total.	Kharif, I Crop.	Rabi, II Crop.	Total.	1915-16.	1916-17.
(1)	(2)	(3)	(4)	(5)	(6)	(7)	(8)	(9)	(10)	(11)	(12)	(13)	(14)	(15)	(16)
Ganjam ..	5,365,587	2,727,034	2,127,449	1	Rushikulya system ..	142,000	106,000	104,161	3,187	107,348	100,167	2,659	102,826	55·22	53·01
				2	Ganjam minor rivers system.	64,000	59,000	62,049	9,480	71,529	63,195	7,554	70,749		
				3	Class III works	119,352	119,352	117,628	11,780	129,408	111,554	11,819	123,373		
					Total ..	325,352	284,352	283,838	24,447	308,285	274,916	22,032	296,948		
Vizagapatam..	10,999,238	5,213,046	2,774,390	1	Nagavalli River project ..	31,200	25,000	18,523	13,104	31,627	18,661	3,995	22,656	52·00	50·60
				2	Class III works	97,332	97,332	91,548	47,293	138,841	90,968	42,526	133,494		
					Total ..	128,532	122,332	110,071	60,397	170,468	109,629	46,521	156,150		
Godavari ..	3,980,638	1,584,778	1,261,806	1	Godavari delta system ..	396,253	328,429	345,101	90,746	435,847	341,607	89,582	431,189	51·64	64·77
				2	Class III works	81,296	81,296	71,942	5,707	77,649	73,671	6,997	80,668		
					Total ..	477,549	409,725	417,043	96,453	513,496	415,278	96,579	511,857		
Kistna ..	3,701,840	3,046,113	2,192,051	1	Kistna Delta system ..	513,000	429,153	406,160	747	406,907	409,846	2,787	412,633	51·01	61·22
				2	Godavari Delta system ..	565,000	417,500	398,907	153,834	552,741	388,551	153,281	541,832		
				3	Muniyeru project ..	13,024	10,000	5,252	..	5,252	5,459	19	5,478		
				4	Diri Pumping system ..	80,000	40,000	25,018	1	25,019	26,758	10	26,768		
				5	Peddanayudu tank of Chinnarowpalem.	726	210	93	1	94	113	10	123		
				6	Class III works	61,574	61,574	56,157	2,017	58,174	57,168	2,559	59,727		
					Total ..	1,263,324	958,437	891,587	156,600	1,048,187	887,895	158,666	1,046,561		
Guntur ..	3,655,064	2,728,650	2,403,050	1	Kistna Delta system ..	357,000	305,000	296,909	212	297,121	298,063	744	298,807	39·87	51·85
				2	Dondapad tank	2,880	1,930	298	129	427	297	151	448		
				3	Atmakur tank	1,160	1,160	247	69	316	297	241	538		
				4	Jangamaheswarapuram tank.	960	960	182	20	202	360	105	465		
				5	Class III works	25,701	25,701	21,396	2,098	23,494	22,819	3,471	26,290		
					Total ..	387,701	334,751	319,032	2,528	321,560	321,836	4,712	326,548		
Kurnool* ..	4,840,730	2,842,708	2,101,567	1	Kurnool-Cuddapah canal.	319,869	103,743	27,071	5,842	32,913	22,079	3,829	25,908	27·93	50·97
				2	Cumbum tank	6,000	5,980	5,284	4,006	9,290	5,359	4,186	9,545		
				3	Markapur tank	1,700	1,583	1,010	458	1,468	918	486	1,404		
				4	Class III works	49,042	49,042	47,516	12,164	59,680	44,671	13,655	58,326		
					Total ..	376,611	160,348	80,881	22,470	103,351	73,027	22,156	95,183		
Bellary ..	3,649,513	2,927,127	2,415,889	..	Class III works	55,600	55,600	48,336	13,982	62,318	46,113	11,845	57,958	27·83	41·43
Anantapur ..	4,281,831	3,305,403	2,085,377	..	Class III works	162,058	162,058	132,325	45,257	177,582	146,328	74,391	220,719	26·62	36·88
Cuddapah ..	3,760,512	1,970,071	1,182,351	1	Kurnool-Cuddapah canal.	36,100	11,200	29,059	5,510	34,569	27,836	8,789	36,625	28·35	41·40
				2	Sagileru system	26,576	4,664	4,354	2,185	6,539	4,276	3,193	7,469		
				3	Class III works	105,895	105,895	97,563	31,977	129,540	99,640	45,290	144,930		
					Total ..	168,571	121,759	130,976	39,672	170,648	131,752	57,272	189,024		
Nellore ..	5,103,053	2,896,650	1,561,572	1	Penner river canals system.	190,000	147,274	147,365	26,993	174,358	146,328	35,889	182,217	37·92	37·58
				2	Ponnalur tank	1,973	1,090	367	161	528	566	85	651		
				3	Hajipuram tank	2,900	700	516	15	531	496	40	536		
				4	Anamasamudram-Biraperu tank.	1,000	961	937	39	976	901	50	951		
				5	Yerur tank	1,236	1,143	822	4	826	979	2	981		
				6	Class III works	129,763	129,763	125,300	25,361	150,661	121,639	20,473	142,112		
					Total ..	326,872	280,841	275,307	52,573	327,880	270,909	56,539	327,448		
Chingleput ..	1,896,657	1,088,056	942,206	1	Palar anicut system ..	24,102	24,102	19,550	4,698	24,248	21,642	9,180	30,822	40·22	47·12
				2	Chembrambakkam tank ..	24,478	18,000	12,405	7,421	19,826	12,967	4,096	17,063		
				3	Madras Water-supply and Irrigation system.	10,165	9,852	7,141	3,582	10,723	6,601	2,981	9,582		
				4	Vallur anicut system ..	6,794	5,216	4,539	266	4,805	4,566	228	4,794		
				5	Choyyar anicut system.	510	494	389	212	601	435	315	750		
				6	Class III works	352,786	352,786	332,429	64,582	397,011	327,065	108,217	435,282		
					Total ..	418,865	410,450	376,453	80,761	457,214	373,276	125,017	498,293		

* Excluding Feudatory States.

† Areas actually irrigated inclusive of withered crops.

E-IV.—Comparative statement of irrigation and rainfall in Madras Presidency for the revenue year ending 30th June 1917.

Civil districts.	Of the civil districts.			Works supplying irrigation.		Culturable area commanded by the irrigation works in column (6) in acres.	Area at present estimated as annually irrigable by the works as specified in column (6) in acres.	† Area irrigated in acres.						Rainfall in inches.	
								Revenue year ending 30th June 1916.			Revenue year ending 30th June 1917.				
	Total area in acres.	Culturable area in acres.	Cultivated area in acres.	No.	Name.			Kharif, I Crop.	Rabi, II Crop.	Total.	Kharif, I Crop.	Rabi, II Crop.	Total.	1915-16.	1916-17.
(1)	(2)	(3)	(4)	(5)	(6)	(7)	(8)	(9)	(10)	(11)	(12)	(13)	(14)	(15)	(16)
Ganjam ..	5,365,587	2,727,034	2,127,449	1	Rushikulya system ..	142,000	106,000	104,161	3,187	107,348	100,167	2,659	102,826	55·22	53·01
				2	Ganjam minor rivers system.	64,000	59,000	62,049	9,480	71,529	63,195	7,554	70,749		
				3	Class III works	119,352	119,352	117,628	11,780	129,408	111,554	11,819	123,373		
					Total ..	325,352	284,352	283,838	24,447	508,285	274,916	22,032	296,948		
Vizagapatam..	10,999,238	5,213,046	2,771,390	1	Nagavalli River project ..	31,200	25,000	18,523	13,104	31,627	18,661	3,995	22,656	52·00	50·60
				2	Class III works	97,332	97,332	91,548	47,293	138,841	90,968	42,526	133,494		
					Total ..	128,532	122,332	110,071	60,397	170,468	109,629	46,521	156,150		
Gódavari ..	3,980,698	1,584,778	1,261,806	1	Gódavari delta system ..	396,253	328,429	345,101	90,746	435,847	341,607	89,582	431,189	51·64	64·77
				2	Class III works	81,296	81,296	71,942	5,707	77,649	73,671	6,997	80,668		
					Total ..	477,549	409,725	417,043	96,453	513,496	415,278	96,579	511,857		
Kistna ..	3,701,840	3,046,113	2,192,051	1	Kistna Delta system ..	513,000	429,153	406,160	747	406,907	409,846	2,787	412,633	51·01	61·22
				2	Godavari Delta system ..	565,000	417,500	398,907	153,834	552,741	388,551	153,281	541,832		
				3	Muniyéru project ..	13,024	10,000	5,252	..	5,252	5,459	19	5,478		
				4	Divi Pumping system ..	80,000	40,000	25,018	1	25,019	26,758	10	26,768		
				5	Poddanayudu tank of Chinnarowpalem.	726	210	93	1	94	113	10	123		
				6	Class III works	61,574	61,574	56,157	2,017	58,174	57,168	2,559	59,727		
					Total ..	1,263,324	958,457	891,587	156,600	1,048,187	887,895	158,666	1,046,561		
Guntur ..	3,655,064	2,728,650	2,403,050	1	Kistna Delta system ..	357,000	305,000	296,909	212	297,121	298,063	744	298,807	39·87	51·85
				2	Dondapad tank	2,880	1,930	298	129	427	297	151	448		
				3	Atuakúr tank	1,160	1,160	247	69	316	297	241	538		
				4	Jangamaheswarapuram tank.	960	960	182	20	202	360	105	465		
				5	Class III works	25,701	25,701	21,396	2,098	23,494	22,819	3,471	26,290		
					Total ..	387,701	334,751	319,032	2,528	321,560	321,836	4,712	326,548		
Kurnool* ..	4,840,730	2,842,708	2,101,567	1	Kurnool-Cuddapah canal.	319,869	103,743	27,071	5,842	32,913	22,079	3,829	25,908	27·93	50·97
				2	Cumbum tank	6,000	5,980	5,284	4,006	9,290	5,359	4,186	9,545		
				3	Markapúr tank	1,700	1,583	1,010	458	1,468	918	486	1,404		
				4	Class III works	49,042	49,042	47,516	12,164	59,680	44,671	13,655	58,326		
					Total ..	376,611	160,348	80,881	22,470	103,351	73,027	22,156	95,183		
Bellary* ..	3,649,513	2,927,127	2,415,889	..	Class III works	55,600	55,600	48,336	13,982	62,318	46,113	11,845	57,958	27·83	41·43
Anantapur ..	4,281,831	3,305,403	2,085,377	..	Class III works	162,058	162,058	132,325	45,257	177,582	146,328	74,391	220,719	26·62	36·88
Cuddapah ..	3,760,512	1,970,071	1,182,354	1	Kurnool-Cuddapah canal.	36,100	14,200	29,059	5,510	34,569	27,836	8,789	36,625	28·33	41·40
				2	Sagileru system	26,576	4,664	4,354	2,185	6,539	4,276	3,193	7,469		
				3	Class III works	105,895	105,895	97,563	31,977	129,540	99,640	45,290	144,930		
					Total ..	168,571	124,759	130,976	39,672	170,648	131,752	57,272	189,024		
Nellore ..	5,103,053	2,896,650	1,561,572	1	Penner river canals system.	190,000	147,274	147,365	26,993	174,358	146,328	35,889	182,217	37·92	37·58
				2	Ponnalúr tank	1,973	1,000	367	161	528	566	85	651		
				3	Hajipuram tank ..	2,900	700	516	15	531	496	40	536		
				4	Anamasamudram-Biraperu tank.	1,000	961	937	39	976	901	50	951		
				5	Yerur tank	1,236	1,143	822	4	826	979	2	981		
				6	Class III works	129,763	129,763	125,300	25,361	150,661	121,639	20,473	142,112		
					Total ..	326,872	280,841	275,307	52,573	327,880	270,909	56,539	327,448		
Chingleput ..	1,896,657	1,088,056	942,206	1	Palar anicut system ..	24,102	24,102	19,550	4,698	24,248	21,642	9,180	30,822	40·22	47·12
				2	Chembrambakkam tank ..	24,478	18,000	12,405	7,421	19,826	12,967	4,096	17,063		
				3	Madras Water-supply and Irrigation system.	10,165	9,852	7,141	3,582	10,723	6,601	2,981	9,582		
				4	Vallur anicut system ..	6,794	5,216	4,539	266	4,805	4,566	228	4,794		
				5	Cheyyar anicut system.	510	494	389	212	601	435	315	750		
				6	Class III works	352,786	352,786	332,429	64,582	397,011	327,065	108,217	435,282		
					Total ..	418,865	410,450	376,453	80,761	457,214	373,276	125,017	498,293		

* Excluding Feudatory States.

† Areas actually irrigated inclusive of withered crops.

E-IV.—Comparative statement * of irrigation and rainfall in the Madras Presidency for the revenue year ending 30th June 1917—*cont.*

Civil districts.	Of the civil districts.			Works supplying irrigation.		Culturable area commanded by the irrigation works in column 6 in acres.	Area at present estimated as annually irrigable by the works as specified in column 6 in acres.	‡ Area irrigated in acres.						Rainfall in inches.	
								Revenue year ending 30th June 1916.			Revenue year ending 30th June 1917.				
	Total area in acres.	Culturable area in acres.	Cultivated area in acres.	No.	Name.			Kharif, I Crop.	Rabi, II Crop.	Total.	Kharif, I Crop.	Rabi, II Crop.	Total.	1915-16.	1916-17.
(1)	(2)	(3)	(4)	(5)	(6)	(7)	(8)	(9)	(10)	(11)	(12)	(13)	(14)	(15)	(16)
South Arcot ..	2,693,301	1,800,118	1,568,820	1	Pelandorai anicut system.	16,677	12,837	11,472	335	11,807	11,443	486	11,929	32·65	44·32
				2	Lower Coleroon anicut system.	86,000	84,244	84,545	3,147	87,692	83,827	4,304	88,131		
				3	Shatiatope anicut system.	43,965	34,025	29,798	3,865	33,663	30,110	4,106	34,216		
				4	Vriddhachalam anicut system.	16,359	8,829	8,110	154	8,264	8,172	305	8,477		
				5	Mehmattur anicut system	10,651	4,555	4,448	479	4,927	4,140	212	4,352		
				6	Tirukkoyilur anicut system.	45,977	39,954	25,174	4,504	29,678	26,020	4,892	30,912		
				7	Class III works	280,457	280,457	247,484	54,493	301,977	265,227	63,864	329,091		
					Total ..	500,086	455,901	411,031	66,977	478,008	428,939	78,169	507,108		
North Arcot ..	3,170,934	1,573,171	1,444,902	1	Palar anicut system ..	80,930	54,566	55,616	25,696	81,312	50,673	24,686	75,359	38·28	44·30
				2	Cheyyar do.	28,921	21,969	20,299	12,360	32,659	18,529	11,776	30,305		
				3	Poiney do.	23,824	22,462	21,417	8,419	29,836	21,631	7,222	28,853		
				4	Class III works	232,636	232,636	216,122	92,471	308,593	219,238	96,046	315,284		
					Total ..	366,311	331,633	313,454	138,946	452,400	310,071	139,730	449,801		
Chittoor ..	3,609,216	1,641,683	811,763	1	Poiney anicut system ..	..	..	1,502	820	2,322	1,514	830	2,344	36·46	37·11
				2	Class III works	109,925	109,925	93,805	44,800	138,605	92,924	48,293	141,217		
					Total ..	109,925	109,925	95,307	45,620	140,927	94,438	49,123	143,561		
Salem ..	4,031,872	2,189,477	1,733,648	1	Barur tank	6,887	6,887	3,546	1,843	5,389	3,519	1,870	5,389	37·56	46·37
				2	Class III works	96,496	96,496	83,892	55,310	139,202	89,613	32,855	122,468		
					Total ..	103,383	103,383	87,438	57,153	144,591	93,132	34,725	127,857		
Coimbatore ..	4,609,386	2,821,679	2,330,679	1	Tadapalli channel ..	16,000	15,000	14,816	1,075	15,891	14,777	1,602	16,379	30·35	31·91
				2	Arakankottai channel ..	6,000	4,750	4,636	495	5,131	4,612	430	5,042		
				3	Kalingarayan channel ..	15,000	12,000	11,854	9,724	21,578	11,687	8,472	20,159		
				4	Class III works	65,602	65,602	63,682	29,215	83,897	63,533	18,673	82,206		
					Total ..	102,602	97,352	94,988	31,509	126,497	94,609	29,177	123,786		
Trichinopoly. †	3,159,766	2,433,644	1,834,283	1	Cauvery Delta system ..	44,667	44,008	43,969	16,098	60,067	43,417	17,677	61,094	24·13	34·78
				2	Nandyar channel system.	9,480	6,620	6,138	2,088	8,226	5,893	1,973	7,866		
				3	Class III works	158,139	158,139	151,577	65,508	217,085	146,100	59,572	205,672		
					Total ..	212,286	208,767	201,684	83,694	285,378	195,410	79,222	274,632		
Tanjore ..	2,389,385	1,715,825	1,441,674	1	Cauvery delta system ..	864,367	856,918	822,721	57,410	880,131	816,536	66,301	882,837	37·46	37·61
				2	Lower Coleroon anicut system.	31,233	23,685	23,237	464	23,701	22,937	595	23,532		
				3	Class III works	62,946	62,946	49,194	3,789	52,893	53,935	1,617	55,552		
					Total ..	958,546	943,549	895,952	61,663	955,725	893,408	68,513	961,921		
Madura ..	3,191,749	2,124,209	1,584,517	1	Periyar system	Not known.	143,000	124,840	42,658	167,498	127,106	41,836	168,942	35·92	33·42
				2	Class III works	125,651	125,651	115,196	41,928	157,124	111,349	32,020	143,369		
					Total ..	125,651	268,651	240,036	84,586	324,622	238,455	73,856	312,311		
Ramnad ..	1,962,774	1,674,436	1,312,143	1	Class III works	31,617	31,617	30,680	11,154	41,834	26,051	4,565	30,616	30·17	31·17
Tinnevelly ..	2,529,571	1,883,184	1,450,806	1	Srivaikuntam anicut system.	33,500	23,014	22,990	16,312	39,302	23,003	17,077	40,080	27·00	24·30
				2	Marudur anicut system ..	17,920	17,920	17,073	13,897	30,970	16,812	13,678	30,520		
				3	Class III works	161,920	161,920	156,919	90,068	246,987	147,836	81,977	229,813		
					Total ..	213,340	202,854	196,982	120,277	317,259	187,681	112,732	300,413		
Grand total ..	82,582,677	50,187,662	36,563,940	..	Total of classes I and II works.	4,248,994	3,491,497	3,281,910	554,765	3,836,675	3,255,711	564,817	3,820,528	37·08	42·96
				..	Total of class III works ..	2,565,788	2,565,788	2,350,601	744,954	3,095,555	2,357,442	780,725	3,138,167		
					Total ..	6,814,782	6,057,285	5,632,511	1,299,719	6,932,230	5,613,153	1,345,542	6,958,695		

* Prepared by the Board of Revenue—vide Proceedings No. 264, dated 5th November 1917.

† Excluding Feudatory States.

‡ Areas actually irrigated inclusive of withered crops.

F-I.—Statement showing the water-rates per acre which were in force under classes I and II works in the Madras Presidency during the year ending 30th June 1917.

Description of crop.	Godavari and Kistna anicuts (except Government dry lands on which the differential water-rates are levied).	Divi pumping system.	Kurnool-Cuddapah canal.	Rushikulya system.	Periyar system.	Other systems (in tracts where the differential water-rate system does not prevail).*
	RS. A. P.	RS. A. P.	RS. A. P.		RS. A. P.	
1. Single wet crop	5 0 0	5 0 0	4 0 0	..	5 0 0	..
2. Second wet crop	5 0 0	2 8 0 *plus* half the dry assessment.	3 0 0	..	3 0 0	..
3. Second wet crop (if compounded for two crops for a term of not less than five years).	8 2 0	..	6 0 0	..	..	..
4. Second dry crop on irrigated land except where the landholder has compounded under clause 3.	2 8 0	2 8 0	1 0 0	..	..	..
5. For sugar-cane, betel and other garden produce remaining on the ground for the time of two crops.	10 0 0	..	6 0 0	.	8 0 0	.
6. For sugar-cane, betel and other garden produce remaining on the ground for the time of two crops if compounded for a term of not less than five years.	8 2 0	..	..	..	..	..
7. For a dry crop whether first or second grown on land for which irrigation has never been supplied or having been once supplied has been since discontinued.	2 8 0	2 8 0	1 0 0	..	..	..
8. For a third irrigated crop (wet)	2 0 0	2 0 0	2 0 0	..	2 0 0	..
9. Do. (dry)	1 0 0	1 0 0	1 0 0	..	1 0 0	..
10. Dry crop systematically irrigated	5 0 0	5 0 0	..	..	..	..
11. The charge for a single wet crop when the Collector considers the supply of water to be precarious.	2 8 0	2 8 0	..	..	..	..
12. Second wet crop in the case of zamindari and inam lands.	..	5 0 0	..	..	.	..
13. Second wet crop in the case of zamindari and inam lands where the cultivator has compounded for two crops for a term of not less than five years.	..	8 2 0	..	..	..	..
14. For sugar-cane, betel and other garden produce remaining on the ground for the time of two crops.	..	7 8 0 *plus* half the dry assessment.	..	..	..	..
15. For sugar-cane, betel and other garden produce in zamindari and inam lands remaining on the ground for the time of two crops.	..	10 0 0	..	..	..	..
16. For sugar-cane, betel and other garden produce in zamindari and inam lands remaining on the ground for the time of two crops, if the cultivator has compounded for a term of not less than five years.	..	8 2 0	..	..	..	.
17. Single dry crop	..	.	1 0 0	..	.	..
18. Garden crops (class 2 of the Madras Irrigation and Canal Company's rules).	..	..	3 0 0	..	..	..
19. Mundla paddy	..	..	2 0 0	..	..	..
20. (*a*) Water-rate for a single-wet crop on wet or manul irrigated lands in zamindaris and whole inam villages, the old sources of supply to which have not been interfered with, but for which canal water is taken.	..	..	..	2 0 0	..	..
(*b*) Water-rate for a single wet-crop raised on rainted paddy lands, whether in Government, zamindari or whole inam villages.	..	..	..	2 0 0	..	..
(*c*) Water-rate for a single wet-crop raised on ordinary dry lands whether in Government, zamindari or whole inam villages.	..	..	..	3 0 0	..	..
(*d*) Water-rate for second wet crop raised on lands falling under either of the above three heads (*a*), (*b*) and (*c*).	..	..	..	1 8 0	..	..
(*e*) Water-rate for a second wet crop or for sugar-cane betel, etc., requiring water longer than an ordinary wet crop, raised on wet lands in zamindari and whole inam villages deprived wholly or partially of their old sources of irrigation, but which are entitled to free irrigation for only one wet crop (G.O. No. 6195, Revenue, dated 3rd December 1891).	..	..	..	1 8 0	..	..
(*f*) Water-rate on lands falling under either of the first three heads (*a*), (*b*) and (*c*) cultivated with surgar-cane, betel, etc., requiring water longer than an ordinary wet crop.	..	..	..	4 8 0	..	..
(*g*) Water-rate for dry crops, whether first or second, irrigated on lands falling under either of the first three heads (*a*), (*b*) and (*c*).	..	..	..	1 8 0	..	..
(*h*) Water-rate for an irrigated dry crop raised as second crop on lands falling under head (*e*) and on registered single crop wet lands in Government villages, provided that in the latter case half the first crop assessment may be levied instead, if it is less than the water-rate.	..	..	..	1 8 0	..	..

Statement showing the water-rates per acre which were in force under classes I and II works in the Madras Presidency during the year ending 30th June 1917—*cont.*

Description of crop.	Godavari and Kistna anicuts except Government dry lands on which the differential water-rates are levied.	Divi pumping system.	Kurnool-Cuddapah Canal.	Rushikulya system.	Periyar system.	Other systems in tracts where the differential water-rate system does not prevail).*
		RS. A. P.	RS. A. P	RS. A. P.	RS. A. P.	
21. For a first dry crop systematically irrigated ..	..	..	..	..	5 0 0	..
22. For a second dry crop systematically irrigated ..	..	.	..	..	3 0 0	..
23. For a first or second dry crop occasionally irrigated..	..	..	..	..	2 8 0	..
24. Special crops like onions, sweet potatoes, chillies, tobacco (the same as for a dry crop systematically irrigated).	.	..	..	..	5 0 0	..
25. Mango topes, cocoanut topes and other tope plantations, (*a*) if they take water for a term of two wet crops.	..	..	..	..	8 0 0	..
(*b*) In other cases	..	..	..	..	5 0 0	..

NOTE.—When the water used for irrigation cannot be obtained without raising it by baling or by some mechanical contrivance, a deduction of one-fourth of the water-rate will be made.

* First crop on dry land.	Second crop on dry land.	Charge for First crop.	Charge for Second crop.	Total charge.
		RS.	RS. A. P.	RS. A. P.
1. Wet	Wet	4	2 0 0	6 0 0
2. Do.	Dry, systematically irrigated	4	1 8 0	5 8 0
3. Do.	Dry, occasionally irrigated	4	1 0 0	5 0 0
4. Dry, systematically irrigated	Wet	3	2 8 0	5 8 0
5. Do. do.	Dry, systematically irrigated	3	2 0 0	5 0 0
6. Do. do.	Dry, occasionally irrigated	3	1 8 0	4 8 0
7. Dry, occasionally irrigated	Wet	2	3 0 0	5 0 0
8. Do. do.	Dry, systematically irrigated	2	2 8 0	4 8 0
9. Do. do.	Dry, occasionally irrigated	2	2 0 0	4 0 0

* Prepared by the Board of Revenue—vide Proceedings No. 266, dated 6th November 1917.

APPENDIX II.

STATEMENT No 1.

Statement showing the financial results of irrigation works of classes I and II for fasli 1326 (1916–17).

Systems.	Area charged as irrigated and area irrigated free of charge. First crop. Old irrigation.	First crop. New irrigation.	First crop. Total.	Second crop. Old irrigation.	Second crop. New irrigation.	Second crop. Total.	Direct receipts. Total land and irrigation revenue.	Direct receipts. Share due to irrigation.	Direct receipts. Deduct remissions and deductions	Direct receipts. Net revenue due to irrigation.	Direct receipts. Deduct portion due to old irrigation.	Direct receipts. Increase of revenue due to the outlay incurred.	Indirect receipts. Increment of land assessment due to irrigation.	Indirect receipts. Land assessment of waste lands brought under irrigation.	Indirect receipts. Land revenue of miscellaneous items.	Indirect receipts. Four per cent on the amount realized by the sale of tank-bed or other waste lands.	Indirect receipts. Total.	Total of columns 13 and 18.
(1)	(2)	(3)	(4)	(5)	(6)	(7)	(8)	(9)	(10)	(11)	(12)	(13)	(14)	(15)	(16)	(17)	(18)	(19)
	ACS.	ACS.	ACS.	ACS.	ACS.	ACS.	RS.	RS.	RS.	RS.	RS.	RS.		RS.	RS.	RS.	RS.	RS.
CLASS I.																		
Imperial Major Productive Works.																		
1. Nagavalli river system	10,623	8,711	19,334	5,220	1,716	6,936	93,781	74,472	684	73,788	37,871	35,917	..	1	1,092	..	1,093	37,510
2. Godavari delta system	156,150	597,487	753,637	..	244,087	244,087	49,32,488	39,43,189	77,885	38,65,295	1,24,000	37,41,295	..	1,80,507	8,161	3,502	1,91,970	39,33,265
3. Kistna delta system	70,710	652,308	723,018	..	3,556	3,556	43,37,744	34,92,578	1,30,883	33,61,695	71,000	32,90,695	..	99,016	16,703	19,094	1,34,813	34,25,538
4. Elvi pumping system	9,916	17,050	26,966	..	10	10	1,25,720	1,25,720	111	1,25,609	20,333	1,05,276	..	2,113	4,086	13,351	19,550	1,24,856
5. Penner river canals system ..	99,080	54,327	153,407	1,050	35,210	36,260	9,29,827	7,85,153	1,381	7,83,772	2,56,000	5,27,772	..	43,385	3,711	12,064	59,160	5,86,932
6. Kurnool-Cuddapah canal ..	6,643	40,707	47,350	..	11,792	11,792	2,80,207	2,50,707	7,129	2,43,578	28,285	2,15,293	..	496	926	34	1,456	2,16,749
6A. Chapad channel	1,406	3,389	4,795	56	897	953	27,025	24,172	798	23,374	7,587	15,787	..	354	26	..	377	16,164
7. Barur tank	1,330	2,423	3,753	430	1,469	1,899	26,142	21,677	57	21,620	4,500	17,120	..	36	..	422	458	17,578
8. Poiney anicut system	15,550	8,856	24,406	2,500	5,604	8,104	1,48,214	1,14,151	387	1,14,087	38,000	76,087	..	5,281	131	39	5,451	81,518
9. Choyyar anicut system	14,960	5,072	20,032	1,630	10,884	12,514	1,36,921	97,394	1,843	95,551	39,000	56,551	..	3,193	104	10	3,310	59,861
10. Tirukkoyilur anicut system ..	16,080	10,558	26,638	30	4,885	4,915	1,39,366	1,04,880	58	1,04,822	60,000	44,822	..	3,286	76	..	3,362	48,184
11. Shatiatope anicut system ..	7,160	24,436	31,596	..	4,145	4,145	1,64,890	1,17,195	293	1,16,902	20,000	96,902	..	14,891	31	..	15,209	1,12,111
12. Lower Coleroon anicut system ..	44,760	63,925	108,685	170	1,769	1,939	6,29,642	3,97,887	23	3,97,864	1,55,000	2,42,864	..	51,192	318	..	51,510	2,94,374
13. Cauvery delta system	745,350	141,789	887,139	34,080	52,473	86,553	53,73,367	42,20,695	6,777	42,13,918	34,00,000	8,13,918	..	1,07,561	10,571	..	1,18,072	9,31,990
14. Periyar system	65,600	64,451	130,051	16,100	25,775	41,875	7,99,378	7,15,425	6,838	7,08,587	2,04,000	5,04,587	..	6,894	4,940	32,192	44,026	5,48,613
15. Srivaikuntam anicut system ..	14,580	10,213	24,793	5,850	11,247	17,097	2,59,306	2,17,637	1,422	2,16,215	79,000	1,37,215	..	1,423	67	..	1,490	1,38,705
Total ..	1,279,898	1,705,702	2,985,600	67,116	418,549	485,665	1,84,04,018	1,47,03,226	2,36,569	1,44,66,657	15,44,076	89,22,581	..	5,19,629	51,230	80,508	6,51,367	1,05,73,948
Protective Works.																		
1. Rushikulya system	58,100	43,854	101,954	..	2,692	2,692	3,54,068	2,34,901	4,386	2,29,615	67,000	1,62,615	..	3,122	236	1,097	4,455	1,67,070
Total of class I works ..	1,337,998	1,749,556	3,087,554	67,116	421,241	488,357	1,87,58,086	1,49,37,227	2,40,955	1,46,96,272	16,11,076	1,00,85,196	..	5,22,751	51,466	81,605	6,55,822	1,07,41,018
CLASS II.																		
Provincial Minor Works and Navigation for which Capital and Revenue Accounts are kept.																		
1. Ganjam minor rivers system ..	51,260	13,480	64,740	..	7,615	7,615	2,20,709	1,47,276	1,492	1,45,784	95,000	50,784	..	6,586	758	..	7,324	58,108
2. Muniyéru project	527	4,887	5,484	..	19	19	23,148	22,099	..	22,099	2,528	19,571	..	2	58	..	60	19,631
3. Peddanayudu tank of Chinarowpalem.	..	113	113	..	10	10	473	473	..	473	..	473	..	..	..	..	..	473
4. Jangamahéswarapuram tank ..	150	470	620	7	99	106	4,306	3,041	727	2,317	498	1,819	..	..	..	..	..	1,819
5. Atmakur tank	..	656	656	..	258	258	4,576	3,879	..	3,879	..	3,879	..	..	..	..	..	3,879
6. Dondapad tank	..	297	297	..	151	151	1,448	1,448	..	1,448	..	1,448	..	1	2	..	3	1,451
7. Hajipuram tank	..	496	496	..	40	40	3,198	3,198	357	2,841	..	2,841	..	..	15	..	15	2,856
8. Pon[illegible] tank	..	691	691	..	131	131	5,499	4,236	..	4,235	..	4,235	..	..	..	..	..	4,235
9. Anamasamudram Bheapera tank ..	941	34	975	82	32	50	4,470	3,964	3	3,961	3,642	319	..	..	1	..	1	320
10. Yeru tank	1,255	77	1,336	..	2	2	4,897	3,671	202	3,469	736	2,733	..	..	64	..	64	2,797
11. Sagileru system	3,882	482	1,351	695	2,495	3,190	26,751	24,355	34	24,321	17,775	6,546	..	..	4	..	4	6,550
12. Cumbum tank	1,850	616	5,466	2,670	1,690	4,360	40,718	35,918	44	35,874	30,000	5,874	..	443	18	..	461	6,335
13. Markapur tank	465	488	953	47	439	486	6,059	5,525	1	5,524	1,940	3,584	..	..	1	..	1	3,585
14. Arakankottai channel	2,739	1,967	4,667	10	425	435	42,803	36,484	..	36,484	19,000	17,484	..	354	56	..	410	17,894
15. Tedaqelli channel	9,999	1,958	11,948	170	1,472	1,642	1,47,696	1,25,648	..	1,25,648	76,000	49,648	..	2,861	39	..	2,900	52,548
16. Pulitiv[illegible] channel	8,300	3,622	11,922	8,350	160	8,510	1,38,556	1,21,049	567	1,20,482	85,000	35,482	..	419	64	..	483	35,965
17. Palar anicut system	53,896	24,003	77,893	16,070	19,754	35,824	4,26,577	3,25,395	1,799	3,23,596	1,25,000	1,98,596	..	15,486	320	927	16,733	2,15,329
18. Vellur anicut system	4,030	1,142	5,172	10	221	231	11,482	7,464	230	7,234	5,000	2,234	..	1,067	7	..	1,074	3,308
19. Madras water-supply and irrigation system.	5,650	1,887	7,537	780	2,683	3,463	33,837	25,512	491	25,021	11,000	14,021	..	441	21	..	462	14,483
20. Chembrambakkam tank ..	11,370	2,035	13,405	1,160	3,029	4,189	77,141	54,995	148	54,847	16,000	38,847	..	849	59	..	908	39,755
21. Mohnattar anicut system ..	990	3,223	4,213	..	218	218	24,852	18,386	..	18,386	4,000	14,386	..	28	23	..	51	14,437
22. Vriddhachalam anicut system ..	2,430	5,852	8,282	..	305	305	43,509	32,871	..	32,871	8,500	24,371	..	277	17	..	294	24,665
23. Pelandorai anicut system ..	2,126	9,642	11,762	100	403	503	56,260	44,325	300	44,025	3,000	41,025	..	55	21	..	76	41,101
24. Nandyar channel	4,689	1,300	5,989	1,570	410	1,980	26,615	21,024	59	20,965	17,000	3,965	..	36	18	..	54	4,019
25. Maradur anicut system ..	17,020	243	17,263	590	13,125	13,715	2,36,661	2,03,694	502	2,03,192	1,15,000	88,192	..	228	42	..	270	88,462
Total of class II works ..	186,584	82,640	269,224	32,314	55,123	87,437	16,12,230	12,75,932	6,956	12,68,976	6,56,019	6,32,357	..	29,133	1,588	927	31,648	6,64,005
Grand total of classes I and II works.	1,524,582	1,832,196	3,356,778	99,430	476,364	575,794	2,03,70,316	1,62,13,159	2,47,911	1,59,65,248	52,17,695	1,07,17,553	..	5,51,884	53,054	82,532	6,87,470	1,14,05,023

STATEMENT No. 1—*cont.*

Systems.	Net receipts, direct and indirect.			Gross indirect receipts.		
	Actuals, 1915–16.	1916–17.		Actuals, 1915–16.	1916–17.	
		Revised estimates.	Actuals.		Revised estimates.	Actuals.
	RS.	RS.	RS.	RS.	RS.	RS.
1. Nagavalli river project	52,692	58,000	35,634	1,610	1,491	1,093
2. Godavari delta system	39,03,086	38,94,000	37,36,767	1,91,570	1,92,430	1,91,970
3. Kistna delta system	33,55,896	30,07,000	32,55,216	1,30,105	1,33,369	1,34,843
4. Divi pumping system	1,11,004	1,11,000	1,19,281	11,711	11,711	19,580
5. Penner river canals system ..	5,66,512	5,82,000	5,58,189	57,496	58,104	59,160
6. Kurnool-Cuddapah canal ..	2,07,978	2,25,000	2,05,913	973	1,361	1,456
6A. Chéjad channel	11,029	14,000	15,556	471	557	377
7. Barur tank	18,101	18,000	16,720	438	481	458
8. Poiney anicut system	87,105	87,000	77,444	5,864	5,939	5,451
9. Cheyyar anicut system	80,202	81,000	56,868	3,179	3,210	3,310
10. Tirukkoyilur anicut system ..	48,350	42,000	45,775	3,375	3,623	3,362
11. Shatiatope anicut system	1,05,174	1,05,000	1,06,505	14,974	14,974	15,209
12. Lower Coleroon anicut system ..	2,85,977	2,48,000	2,79,655	51,204	51,248	51,510
13. Cauvery delta system	9,52,155	9,53,000	8,85,391	1,16,539	1,16,373	1,18,072
14. Periyar system	5,79,521	5,53,000	5,22,792	44,651	46,050	44,026
15. Srivaikuntam anicut system ..	1,46,232	1,21,000	1,31,770	1,338	1,332	1,490
16. Rushikulya system	1,86,548	1,80,000	1,58,771	4,663	4,750	4,455

STATEMENT No. 2.

Statement showing the extent irrigated and the revenue derived under Class III works for fasli 1326 (1916–17).

Districts.	Area charged as irrigated and area irrigated free of charge.						Direct receipts.		
	First crop.			Second crop.					
	Old irrigation.	New irrigation.	Total.	Old irrigation.	New irrigation.	Total.	Total land and irrigation revenue.	Share due to irrigation.	Deduct remissions and deductions.
(1)	(2)	(3)	(4)	(5)	(6)	(7)	(8)	(9)	(10)
CLASS III. MINOR WORKS AND NAVIGATION FOR WHICH NEITHER CAPITAL NOR REVENUE ACCOUNTS ARE KEPT.			ACS.			ACS.	RS.	RS.	RS.
1. Ganjäm	..	..	117,568	..	..	12,242	3,09,607	1,69,280	18,631
2. Vizagapatam	..	..	97,204	..	..	50,705	310,277	2,26,728	3,458
3. Gödavari	..	..	81,252	..	..	7,102	2,80,188	1,97,865	677
4. Kistna	..	..	61,239	..	..	2,560	1,82,783	1,49,485	9,058
5. Guntur	..	..	25,445	..	..	3,486	1,46,688	1,10,435	3,671
6. Nellore	..	..	129,150	..	..	20,594	6,80,660	5,61,826	9,022
7. Cuddapah	..	..	104,500	..	..	46,268	4,65,849	3,95,048	19,516
8. Anantapur	..	..	158,857	..	..	76,112	7,06,915	6,18,555	24,697
9. Bellary	..	..	54,838	..	..	13,557	2,70,234	2,32,781	6,721
10. Kurnool	..	..	48,378	..	..	14,351	2,01,648	1,73,250	6,677
11. Chittoor	..	..	101,829	..	..	51,550	5,38,069	4,29,418	74,613
12. Chingleput	..	..	352,717	..	..	111,067	14,19,926	10,13,444	16,429
13. Arcot, North	..	..	232,560	..	..	101,140	13,68,492	10,05,770	4,010
14. Arcot, South	..	..	279,980	..	..	64,416	14,06,235	10,30,897	4,560
15. Tanjore	..	..	62,159	..	..	1,650	1,71,154	1,28,301	21,197
16. Trichinopoly	..	..	156,026	..	..	61,065	9,74,172	7,15,458	15,868
17. Madura	..	..	121,895	..	..	34,308	5,80,485	4,59,652	64,328
18. Ramnad	..	..	27,623	..	..	5,267	1,92,722	1,57,442	72,522
19. Tinnevelly	..	..	164,814	..	..	83,717	13,64,079	11,39,080	1,17,641
20. Coimbatore	..	..	65,602	..	..	19,728	4,26,145	3,48,467	1,092
21. Salem	..	..	96,415	..	..	35,511	5,08,007	3,46,822	4,217
Total ..	..	..	2,530,651	..	..	816,396	1,25,34,635	96,10,004	4,98,608

Districts—*cont.*	Direct receipts—*cont.*			Indirect receipts.					Total of columns (13) and (18).
	Net revenue due to irrigation.	Deduct portion due to old irrigation.	Increase of revenue due to the outlay incurred.	Increment of land assessment due to irrigation.	Land assessment of waste lands brought under irrigation.	Land revenue of miscellaneous items.	Four per cent on the amount realized by sale of tank-bed or other waste lands.	Total.	
	(11)	(12)	(13)	(14)	(15)	(16)	(17)	(18)	(19)
CLASS III. MINOR WORKS AND NAVIGATION FOR WHICH NEITHER CAPITAL NOR REVENUE ACCOUNTS ARE KEPT.	RS.								
1. Ganjäm	1,50,646	..	..	..	..	..	..	..	..
2. Vizagapatam	2,23,270	..	..	..	..	..	..	..	..
3. Gödavari	1,97,188	..	..	..	..	..	..	..	..
4. Kistna	1,40,427	..	..	..	..	..	..	..	..
5. Guntur	1,06,764	..	..	..	..	..	..	..	..
6. Nellore	5,52,804	..	..	..	..	..	..	..	..
7. Cuddapah	3,75,532	..	..	..	..	..	..	..	..
8. Anantapur	5,93,858	..	..	..	..	..	..	..	..
9. Bellary	2,26,060	..	..	..	..	..	..	..	..
10. Kurnool	1,66,573	..	..	..	..	..	..	..	..
11. Chittoor	3,54,805	..	..	..	..	..	..	..	..
12. Chingleput	9,97,015	..	..	..	..	..	..	..	..
13. Arcot, North	10,01,760	..	..	..	..	..	..	..	..
14. Arcot, South	10,26,337	..	..	..	..	..	..	..	..
15. Tanjore	1,07,104	..	..	..	..	..	..	..	..
16. Trichinopoly	6,99,590	..	..	..	..	..	..	..	..
17. Madura	3,95,324	..	..	..	..	..	..	..	..
18. Ramnad	84,920	..	..	..	..	..	..	..	..
19. Tinnevelly	10,21,439	..	..	..	..	..	..	..	..
20. Coimbatore	3,47,375	..	..	..	..	..	..	..	..
21. Salem	3,42,605	..	..	..	..	..	..	..	..
Total ..	91,11,396	..	..	..	..	..	..	..	..

Note.—Details of extent and revenue relating to old and new irrigation are not calculated for class III Works.

IRRIGATION BRANCH. PUBLIC WORKS DEPARTMENT. ADMINISTRATIVE ACCOUNTS FOR THE YEAR 1916-17. **MADRAS PRESIDENCY.**

(Prepared by the Accountant-General).

No. 1.—General Abstract of Financial Results showing the estimated cost of construction of Major Works, the Capital outlay thereon, the Revenue derived therefrom, the Working Expenses and the simple interest on the direct Capital outlay on those works.

Name of project.	Cost of Construction as now estimated.			Capital Outlay.						Receipts during 1916-1917.			Working expenses during 1916-1917.			Net result excluding Interest (difference between Revenue and Working Expenses).				Simple interest during 1916-1917.	Net Result including Interest.			
				During 1916-1917.			To end of 1916-1917.											Rate per cent.					Rate per cent.	
	Direct charges.	Indirect charges.	Total.	Direct charges.	Indirect charges.	Total.	Direct charges.	Indirect charges.	Total.	Water-rates, etc.	Collected with land revenue.	Total.	Direct charges.	Indirect charges.	Total.	Excess revenue (surplus).	Excess expenditure (deficit).	Of excess revenue.	Of excess expenditure.		Excess revenue (surplus).	Excess expenditure (deficit).	Of excess revenue.	Of excess expenditure.
Productive Works.	Rs.	Rs.	Rs.	Rs.	Rs.	Rs.	Rs.	Rs.	Rs.	Rs.	Rs.	Rs.	Rs.	Rs.	Rs.	Rs.				Rs.	Rs.	Rs.		
Nagavalli river project ..	17,77,039	68,530	18,45,569	16,502	413	16,915	16,35,551	39,583	16,75,134	37,610	1,093	38,703	25,104	795	25,899	12,804	..	·76	..	53,642	..	40,838	..	2·44
Gōdavari delta system ..	1,33,22,586	19,53,036	1,52,75,622	1,21,326	2,677	1,24,003	1,29,88,271	19,62,815	1,49,51,089	38,88,828	1,91,970	40,80,798	8,39,099	42,055	8,81,154	31,99,644	..	21·40	..	4,26,146	27,73,498	..	18·55	..
Kistna do. ..	1,54,29,619	10,51,322	1,64,80,941	45,398	856	46,254	1,52,55,969	10,54,767	1,63,10,736	34,03,111	1,34,843	35,37,954	7,13,503	35,975	7,49,478	27,88,476	..	17·09	..	5,02,150	22,86,326	..	14·02	..
Divi pumping system ..	19,77,407	27,674	20,05,081	21,360	454	21,814	19,00,233	28,210	19,28,443	1,06,541	19,580	1,26,121	57,930	1,852	59,782	66,339	..	3·44	..	62,287	4,052	..	·21	..
Pennér river canals system.	57,09,704	10,12,709	67,22,413	3,544	45	3,589	56,92,746	10,12,754	67,05,500	5,30,477	59,160	5,89,637	1,02,793	5,472	1,08,265	4,81,372	..	7·02	..	1,87,597	2,93,775	..	4·38	..
Kurnool-Cuddapah canal.	2,30,55,718	76,188	2,31,31,906	1,00,479	5,248	1,05,727	2,28,68,418	49,099	2,29,17,517	2,41,438	1,833	2,43,271	1,17,877	3,947	1,21,824	1,21,447	..	·53	..	7,52,179	..	6,30,732	..	2·75
Barur tank	4,19,375	23,738	4,43,113	..	..	..	4,19,375	23,738	4,43,113	17,581	458	18,039	8,803	320	9,123	8,916	..	2·01	..	13,824	..	4,908	..	1·11
Poiney anicut system ..	2,39,146	6,379	2,45,525	..	..	..	2,37,859	6,379	2,44,238	77,187	5,451	82,638	20,411	943	21,354	61,284	..	25·09	..	7,841	53,443	..	21·88	..
Cheyaru do. ..	4,42,925	11,754	4,54,679	— 516	— 13	— 529	4,25,705	11,754	4,37,459	58,797	3,310	62,107	51,359	1,612	52,971	9,136	..	2·09	..	14,041	..	4,905	..	1·12
Tirukkōyilūr anicut system	3,66,759	9,189	3,75,948	..	..	..	3,66,759	9,189	3,75,948	45,627	3,362	48,989	11,337	505	11,842	37,147	..	9·88	..	12,090	25,057	..	6·67	..
Shatiatope anicut system.	9,15,245	57,271	9,72,516	..	..	..	9,15,245	57,271	9,72,516	97,828	15,209	1,13,037	33,608	1,339	34,947	78,090	..	8·03	..	30,170	47,920	..	4·93	..
Lower Coleroon anicut system	18,69,597	71,259	19,40,856	..	184	184	18,69,597	71,259	19,40,856	2,44,537	51,510	2,96,047	72,172	2,863	75,035	2,21,012	..	11·38	..	61,629	1,59,383	..	8·21	..
Toludur project.. ..	19,98,000	1,35,200	21,33,200	2,24,607	3,370	2,27,377	8,27,010	1,57,724	9,84,734	..	..	..	..	..	..	..	..	..	..	23,570	..	23,570	..	2·39
Cauvery delta system ..	42,93,765	1,85,616	44,82,381	57,594	946	58,540	41,36,250	1,90,867	43,27,117	8,18,944	1,18,072	9,37,016	1,51,774	7,053	1,58,827	7,78,189	..	17·99	..	1,35,398	6,42,791	..	14·85	..
Periyār system	1,03,61,904	3,64,518	1,06,69,422	12,775	388	13,163	1,02,94,139	3,66,426	1,06,60,565	5,20,241	44,026	5,64,267	1,41,770	8,491	1,50,261	4,14,006	..	3·88	..	3,39,125	74,881	..	·70	..
Srivaikuntam anicut system	16,31,744	1,03,946	17,35,690	17,125	421	17,549	16,02,820	1,05,076	17,07,896	1,42,850	1,490	1,44,340	83,207	2,895	86,102	58,238	..	3·41	..	52,553	5,685	..	·33	..
Total, Productive Works.	8,37,56,533	51,58,329	8,89,14,862	6,19,594	14,992	6,34,586	8,14,35,950	51,46,911	8,65,82,861	1,02,31,597	6,51,367	1,08,82,964	24,30,747	1,16,117	25,46,864	83,36,100	..	9·63	..	26,74,242	56,61,858	..	6·54	..
Protective Works.																								
Rushikulya system ..	45,96,141	4,12,634	51,09,075	1,225	21	1,246	46,74,047	4,12,772	50,86,819	1,65,136	4,455	1,69,591	71,634	1,514	73,148	96,443	..	1·90	..	1,54,055	..	57,612	..	1·13
Bhavanasi project ..	2,22,989	6,711	2,09,000	31,953	1,905	33,858	1,78,677	8,520	1,87,197	..	..	..	..	..	..	..	..	..	..	5,363	..	5,363	..	2·86
Mopad project	6,53,877	92,134	21,46,011	2,32,381	6,648	2,39,029	16,47,736	84,122	17,31,858	..	..	..	..	..	..	..	..	..	..	50,486	..	50,486	..	2·92
Venkatapuram tank ..	3,31,776	14,824	3,46,600	1,872	51	1,923	3,46,028	11,840	3,57,868	..	..	..	..	..	..	..	..	..	..	11,376	..	11,376	..	3·1
Total, Protective Works.	72,84,383	5,26,303	78,10,686	2,67,431	8,625	2,76,056	68,46,488	5,17,254	73,63,742	1,65,136	4,455	1,69,591	71,634	1,514	73,148	96,443	..	1·31	..	2,21,280	..	1,24,837	..	1·69
Grand Total ..	9,10,10,916	56,84,632	9,67,25,548	8,87,025	23,617	9,10,642	8,82,82,438	56,64,165	9,39,46,603	1,03,96,733	6,55,822	1,10 52,555	25,02,381	1,17,631	26,20,012	84,32,543	..	8·98	..	28,95,522	55,37,021	..	5·89	..

NAGAVALLI RIVER SYSTEM—*Canal Project.*

No. 2.—Capital Account for and to end of 1916–1917.

Heads of account.	Direct Charges. Previous.	1916–1917.	Total.	Cost of construction as now estimated.	Expenditure against closed estimates.
	RS.	RS.	RS.	RS.	
I. WORKS—					
(1) *Head Works*—					
A. Preliminary expenses	48	..	48	48	..
B. Land	..	..	..	300	..
C. Works	4,40,624	2,842	4,43,466	4,56,218	..
K. Buildings	20,792	..	20,792	20,673	..
O. Miscellaneous	..	..	..	15	..
Unforeseen works	.	..	..	17,005	..
Total ..	4,61,464	2,842	4,64,306	4,94,259	..
(2) *Main Canals and Branches*—					
A. Preliminary expenses	2,937	..	2,937	2,938	..
B. Land	27,862	404	28,266	26,962	..
D. Regulators	2,795	64	2,859	4,149	..
E. Falls and weirs	10,847	..	10,847	10,384	..
F. River and hill torrent works	..	..	..	..	..
F. (1) Other cross drainage works	2,42,310	..	2,42,310	2,45,647	..
G. Bridges	7,981	..	7,981	8,151	..
H. Escapes	822	..	822	822	..
I. Navigation	..	..	..	..	..
K. Buildings	10,736	13	10,749	10,713	..
L. Earthwork	2,79,678	..	2,79,678	2,79,706	..
O. Miscellaneous	3,037	..	3,037	3,037	..
P. Maintenance	..	..	..	..	..
Unforeseen works	..	295	295	7,731	..
Total ..	5,89,005	776	5,89,781	6,00,240	..
(3) *Distributaries*—					
B. Land	23,445	1,196	24,641	29,076	..
C. Works	93,058	5,313	98,371	1,19,713	..
L. Earthwork	85,294	3,255	88,549	97,530	..
O. Miscellaneous	6,315	161	6,476	5,222	..
P. Maintenance	..	..	..	..	..
Unforeseen works	..	..	..	13,020	..
Total ..	2,08,112	9,925	2,18,037	2,64,591	..
Maintenance during construction	16,500	..	16,500	21,000	..
Total Works ..	12,75,081	13,543	12,88,624	13,80,090	..
II. ESTABLISHMENT	2,53,033	2,552	2,55,585	2,90,149	..
III. TOOLS AND PLANT	92,312	407	92,719	1,06,800	..
IV. SUSPENSE ACCOUNTS	..	..	..	..	..
Grand Total ..	16,20,426	16,502	16,36,928	17,77,039	..
V. *Less*—RECEIPTS ON CAPITAL ACCOUNT ..	1,377	..	1,377	..	..
Net Total ..	16,19,049	16,502	16,35,551	17,77 039	..
Apportionment—					
Chargeable to 49. Irrigation	16,19,049	16,502	16,35,551	..	..

NAGAVALLI RIVER SYSTEM—*Canal Project.*

No. 3.—Revenue Account for and to end of 1916–1917.

Receipts.	Total. Previous.	1916–1917.	Total.
	RS.	RS.	RS.
I. DIRECT RECEIPTS—			
5. Receipts from plantations	4	..	4
6. Receipts from other canal produce ..	969	380	1,349
8. Navigation ..	1	..	1
9. Rents of buildings ..	250	219	469
11. Miscellaneous ..	1,031	594	1,625
Total, Revenue realized in Public Works Department ..	2,255	1,193	3,448
Irrigation Revenue realized in Civil Department ..	2,22,084	36,417	2,58,501
Total, Direct Receipts .	2,24,339	37,610	2,61,949
II. INDIRECT RECEIPTS—			
Share of Land Revenue collected in the Civil Department ..	7,647	1,093	8,740
Total, Public Works and Civil Departments, Revenue.	2,31,986	38,703	2,70,689
Total Receipts ..	2,31,986	38,703	2,70,689

Charges.	Total. Previous.	1916–1917.	Total.
	RS.	RS.	RS.
I. EXTENSIONS AND IMPROVEMENTS—			
(1) Head works	194	643	837
(2) Main canals and branches ..	148	683	831
(3) Distributaries	223	55	278
(4) Drainage and protective works ..	..	..	..
Total .	565	1,381	1,946
II. MAINTENANCE AND REPAIRS—			
(1) Head works	38,639	4,331	42,970
(2) Main canals and branches ..	20,313	8,338	28,651
(3) Distributaries	6,033	3,378	9,411
(4) Drainage and protective works ..	..	..	..
Add—Unclassifiable outlay ..	..	..	..
Total ..	64,985	16,047	81,032
Total, Extensions and Improvements and Maintenance and Repairs ..	65,550	17,428	82,978
V. ESTABLISHMENT	26,780	5,678	32,458
IV. TOOLS AND PLANT	274	98	372
VI. REFUNDS OF REVENUE	..	25	25
Total, Direct Charges ..	92,604	23,229	1,15,833
Share of collection charges in the Civil Department	11,486	1,875	13,361
Indirect Charges	3,748	795	4,543
Total, Direct and Indirect Charges	1,07,838	25,899	1,33,737
Balance, net revenue ..	1,24,148	12,804	1,36,952
Gross total ..	2,31,986	38,703	2,70,689

No. 4.—Interest Account for and to end of 1916–1917.

	Amount.		Amount.
	RS.		RS.
Total interest charges to end of 1915–1916 ..	4,21,284	Net revenue realized to end of 1915–1916 ..	1,24,148
Total interest charges for the year 1916–1917 ..	53,642	Net revenue realized during 1916–1917	12,804
		Balance net interest charges	3,37,974
Total ..	4,74,926	Total ..	4,74,926

NAGAVALLI RIVER SYSTEM—*Canal Project.*

No. 5.—Account of Indirect Charges for and to end of 1916–1917.

Particulars.	Previous.	1915–1916.	Total.
	RS.	RS.	RS.
CAPITAL—			
Capitalization of abatement of land revenue	3,746	56	3,802
Leave and pension allowances	35,424	357	35,781
Total ..	39,170	413	39,583
REVENUE—			
Capitalization of abatement of land revenue	..	..	..
Leave and pension allowances	3,748	795	4,543
Total ..	3,748	795	4,543
Grand Total ..	42,918	1,208	44,126

No. 6.—Statement comparing Charges to date with Sanctioned Estimates.

Particulars.	Charges against closed sanctions.			Current sanctions.			Total charges to date against old and current sanctions.	Remarks.	
	Expenditure against construction estimate.	Expenditure against open canal sanction	Total	Charges to date.	Amount of sanctioned estimate.	Unspent balance of estimate.		G.O. No. and date.	Amount of estimate.
Direct Charges.				RS.	RS.	RS.			RS.
Works ..	..	..	..	12,88,624	13,80,090	91,466	12,88,624		
Establishment ..	..	..	..	2,55,585	2,90,149	34,564	2,55,585		
Tools and plant ..	..	..	..	92,719	1,06,800	14,081	92,719		Direct
Suspense account ..	..	..	..	..	..	..	..	399 I., dated 15th July 1913.	13,56,000
Total ..	..	..	..	16,36,928	17,77,039	1,40,111	16,36,928	235 I., dated 27th May 1914.	1,290
Less—Receipts on Capital account.								285 I., dated 16th June 1914.	5,000
	..	..	..	1,377	..	— 1,377	1,377	519 I., dated 13th November 1916.	17,800
Net Total ..	..	..	..	16,35,551	17,77,039	1,41,488	16,35,551		13,80,090
Indirect Charges.								399 I., dated 15th July 1913.	Indirect. 68,530
Capitalized abatement of land revenue ..	..	..	..	3,802	28,650	24,848	3,802		
Leave and pension allowances ..	..	..	..	35,781	39,880	4,099	35,781		
Total .	..	..	..	39,583	68,530	28,947	39,583		
Grand Total ..	..	..	..	16,75,134	18,45,569	1,70,435	16,75,134		

GŌDĀVARI DELTA SYSTEM—*Canal Project.*

No. 2.—Capital Account for and to end of 1916–1917.

Heads of account.	Direct Charges.			Cost of construction as now estimated (construction estimate closed on 31st March 1890).	Expenditure against closed estimate.
	Previous.	1916–1917.	Total.		
1	2	3	4	5	6
	RS.	RS.	RS.	RS.	RS.
I. WORKS—					
(1) *Head Works*—					
B. Land	13,627	..	13,627	13,627	13,627
C. Works	4,50,857	17,882	4,68,739	4,69,104	4,40,956
K. Buildings	48,187	..	48,187	48,187	48,187
L. Earthwork	8,206	22,147	30,353	71,800	..
O. Miscellaneous	5,304	..	5,304	5,304	5,304
Total ..	5,26,181	40,029	5,66,210	6,08,022	5,08,074
(2) *Main Canals and Branches*—					
A. Preliminary expenses	51	..	51	51	51
B. Land	64,004	..	64,004	63,247	62,927
D. Regulators..	48,172	..	48,172	51,642	48,172
E. Falls and weirs	6,423	..	6,423	6,423	6,423
F. River and hill torrent works ..	67,450	..	67,450	67,450	67,450
F (1) Other cross drainage works ..	80,068	..	80,068	80,068	80,068
G. Bridges	35,022	..	35,022	37,299	36,099
H. Escapes	86,212	..	86,212	86,212	86,212
I. Navigation	12,25,971	537	12,26,508	13,02,968	12,24,633
K. Buildings	32,593	2,979	35,572	40,133	32,593
L. Earthwork	9,41,624	14,069	9,55,693	9,48,933	9,41,338
O. Miscellaneous	21,702	40	21,742	23,231	23,081
Total ..	26,09,292	17,625	26,26,917	27,07,657	26,09,047
(3) *Distributaries*—					
A. Preliminary expenses	1,139	..	1,139	901	901
B. Land	67,567	..	67,567	78,095	67,530
C. Works	4,04,228	— 6,962	3,97,266	3,98,682	3,93,732
L. Earthwork	2,90,028	6,634	2,96,662	3,22,968	2,89,743
O. Miscellaneous	11,496	539	12,035	22,381	11,111
P. Maintenance	..	..	..	..	..
Total ..	7,74,458	211	7,74,669	8,23,027	7,63,017
(4) *Drainage and Protective Works*—					
A. Preliminary expenses	..	..	..	..	..
B. Land	1,22,100	..	1,22,100	1,10,083	42,293
C. Works	1,67,356	7,106	1,74,462	1,83,072	1,71,132
H. Escapes	..	..	..	..	..
L. Earthwork	11,72,058	36,939	12,08,997	13,11,469	9,62,810
O. Miscellaneous	8,354	..	8,354	8,203	6,673
Total ..	14,69,868	44,045	15,13,913	16,12,827	11,82,908
Provision for unforeseen works ..	..	..	..	..	..
Total outlay on current sanctions ..	53,79,799	1,01,910	54,81,709	57,51,533	50,63,046
Old outlay	42,99,072	..	42,99,072	42,99,072	42,99,072
Total Works ..	96,78,871	1,01,910	97,80,781	1,00,50,605	93,62,118
II. ESTABLISHMENT	22,65,625	19,122	22,84,747	23,47,435	22,14,898
III. TOOLS AND PLANT	9,23,978	294	9,24,272	9,26,072	9,24,272
IV. SUSPENSE ACCOUNTS	..	..	..	..	..
Grand Total ..	1,28,68,474	1,21,326	1,29,89,800	1,33,24,112	1,25,01,288
V. *Less*—RECEIPTS ON CAPITAL ACCOUNT ..	1,526	..	1,526	1,526	1,526
Net Total ..	1,28,66,948	1,21,326	1,29,88,274	1,33,22,586	1,24,99,762
Apportionment—					
Chargeable to 49. Irrigation	1,28,66,948	1,21,326	1,29,88,274	..	..
Chargeable to 43. Minor Works and Navigation—					
Imperial	..	..	..	..	..
Provincial	..	..	..	..	..
Total ..	1,28,66,948	1,21,326	1,29,88,274	..	..

GŌDĀVARI DELTA SYSTEM—*Canal Project.*

No. 3.—Revenue Account for and to end of 1916–1917.

Receipts.	Total. Previous.	1916–1917.	Total.
	RS.	RS.	RS.
I. DIRECT RECEIPTS—			
3. Sale of water ..	1,686	1,180	2,866
4. Water-supply of towns ..	7,638	2,515	10,153
5. Receipts from plantations ..	3,14,577	5,030	3,19,607
6. Receipts from other canal produce ..	4,32,435	23,252	4,55,687
8. Navigation receipts	37,31,815	1,09,890	38,41,705
9. Rents of buildings.	10,038	430	10,468
10. Fines	4,001	260	4,261
11. Miscellaneous ..	2,98,273	4,976	3,03,249
Total, Revenue realized in Public Works Department	48,00,463	1,47,533	49,17,996
Irrigation Revenue realized in Civil Department	12,03,56,136	37,41,295	12,40,97,431
Total, Direct Receipts.	12,51,56,599	38,88,828	12,90,45,427
II. INDIRECT RECEIPTS—			
Share of land revenue collected in the Civil Department ..	93,54,071	1,91,970	95,46,041
Total, Public Works and Civil Departments, Revenue	13,45,10,670	40,80,798	13,85,91,468
Total, Receipts ..	13,45,10,670	40,80,798	13,85,91,468

Charges.	Total. Previous.	1916–1917.	Total.
	RS.	RS.	RS.
I. EXTENSIONS AND IMPROVEMENTS—			
(1) Head works	71,729	2,546	74,275
(2) Main canals and branches ..	4,77,408	10,717	4,88,125
(3) Distributaries	6,29,377	23,525	6,52,902
(4) Drainage and protective works ..	70,673	1,140	71,813
Total ..	12,49,187	37,928	12,87,115
II. MAINTENANCE AND REPAIRS—			
(1) Head works	13,45,842	30,068	13,75,910
(2) Main canals and branches ..	54,55,610	1,44,282	55,99,892
(3) Distributaries	29,14,793	89,994	30,04,787
(4) Drainage and protective works ..	12,27,867	17,713	12,45,580
Add—Unclassifiable outlay ..	27,27,548	..	27,27,548
Total ..	1,36,71,660	2,82,057	1,39,53,717
Total, Extensions and Improvements and Maintenance and Repairs ..	1,49,20,847	3,19,985	1,52,40,832
IV. ESTABLISHMENT	1,04,50,027	3,00,391	1,07,50,418
V. TOOLS AND PLANT	25,48,818	22,129	25,70,947
VI. REFUNDS OF REVENUE . ..	18,554	96	18,650
Total, Direct Charges ..	2,79,38,246	6,42,601	2,85,80,847
Share of collection charges in the Civil Department	72,59,394	1,96,498	74,55,892
Indirect charges	17,33,179	42,055	17,75,234
Total, Direct and Indirect Charges ..	3,69,30,819	8,81,154	3,78,11,973
Balance, net revenue ..	9,75,79,851	31,99,644	10,07,79,495
Grand Total ..	13,45,10,670	40,80,798	13,85,91,468

No. 4.—Interest Account for and to end of 1916–1917.

	Amount.
	RS.
Total interest charges to end of 1915–16 ..	2,83,62,280
Total interest charges for the year 1916–17 ..	4,26,146
Balance net revenue	7,89,91,069
Total ..	10,07,79,495

	Amount.
	RS.
Net revenue realized to end of 1915–16 ..	9,75,79,851
Net revenue realized during 1916–17	31,99,644
Total ..	10,07,79,495

GŌDĀVARI DELTA SYSTEM—*Canal Project.*

No. 5.—Account of Indirect Charges for and to end of 1916–1917.

Particulars.	Previous.	1916–1917.	Total.
	RS.	RS.	RS.
CAPITAL—			
Capitalization of abatement of land revenue	15,24,142	..	15,24,142
Leave and pension allowances	4,35,996	2,677	4,38,673
Total ..	19,60,138	2,677	19,62,815
REVENUE—			
Capitalization of abatement of land revenue	1,01,936	..	1,01,936
Leave and pension allowances	16,31,243	42,055	16,73,298
Total ..	17,33,179	42,055	17,75,234
Grand Total ..	36,93,317	44,732	37,38,049

No. 6.—Statement comparing Charges to date with Sanctioned Estimates.

Particulars.	Charges against closed sanctions. Expenditure against construction estimate.	Expenditure against open canal sanction.	Total.	Current Sanctions. Charges to date.	Amount of sanctioned estimate.	Unspent balance of estimate.	Total charges to date against old and current sanctions.	Remarks. G.O. No. & date.	Amount of estimate.
Direct Charges.	Rs.	Rs.	Rs.	Rs.	Rs.	Rs.	Rs.		Rs.
Works ...	79,85,366	13,76,752	93,62,118	4,18,663	6,88,487	2,69,824	97,80,781	223 I., 12th June 1912.	3,73,500
Establishment.	19,55,654	2,59,244	22,14,898	69,849	1,32,537	62,688	22,84,747	507 I., 8th Oct. 1914.	3,500
Tools and plant.	8,69,822	54,450	9,24,272	...	1,800	1,800	9,24,272	167 I., 26th Mar. 1915.	6,500
Suspense account	...	...	...	...	...	...	...	275 I., 4th June 1915.	8,470
Total ...	1,08,10,842	16,90,446	1,25,01,288	4,88,512	8,22,824	3,34,312	1,29,89,800	293 I., 11th June 1915.	3,400
Less—Receipts on capital account ...	933	593	1,526	...		...	1,526	398 I., 16th Aug. 1915.	61,200
								405 I., 20th Aug. 1915.	42,670
								497 I., 11th Nov. 1915.	10,600
Net Total ...	1,08,09,909	16,89,853	1,24,99,762	4,88,512	8,22,824	3,34,312	1,29,88,274	473 I., 23rd Oct. 1915.	1,780
								523 I., 25th Nov. 1915.	51,330
Indirect Charges.								137 I., 23rd Mar. 1916.	2,000
								162 I., 14th April 1916.	1,400
Capitalized abatement of land revenue.	14,95,991	28,151	15,24,142	...	...	...	15,24,142	223 I., 20th May 1916.	28,148
								287 I., 3rd July 1916.	9,440
Leave and pension allowances ...	3,92,601	36,293	4,28,894	9,779	..	— 9,779	4,38,673	348 I., 12th Aug. 1916.	1,040
								524 I., 18th Nov. 1916.	31,709
Total ...	18,88,592	64,444	19,53,036	9,779	...	— 9,779	19,62,815	47 I., 1st Feb. 1917.	47,000
Grand Total ...	1,26,98,501	17,54,297	1,44,52,798	4,98,291	8,22,824	3,24,533	1,49,51,089	59 I., 10th Feb. 1917.	4,800
								Total ..	6,88,487

KISTNA DELTA SYSTEM—*Canal Project.*

No. 2.—Capital Account for and to end of 1916–1917.

Heads of account.	Direct Charges. Previous.	1916–1917.	Total.	Cost of construction as now estimated (construction estimate closed on 31st March 1898).	Expenditure against closed estimate.
	RS.	RS.	RS.	RS.	RS.
I. WORKS—					
(1) *Head Works*—					
B. Land	12,732	..	12,732	12,732	12,732
C. Works	6,61,424	3,315	6,64,739	6,85,047	5,80,047
K. Buildings	1,00,275	2,362	1,02,637	1,02,675	1,00,275
O. Miscellaneous	2,971	..	2,971	2,971	2,971
Total ..	7,77,402	5,677	7,83,079	8,03,425	6,96,025
(2) *Main Canals and Branches*—					
A. Preliminary expenses	1,203	..	1,203	1,203	1,203
B. Land	1,00,726	..	1,00,726	1,00,736	1,00,736
D. Regulators	2,29,392	3,277	2,32,669	2,32,669	2,32,669
E. Falls and weirs	18,119	..	18,119	18,119	18,119
F. River and hill torrent works ..	4,43,712	..	4,43,712	4,42,084	4,42,084
K. (1) Other cross drainage works ..	97,901	..	97,901	99,532	99,532
G. Bridges	1,68,450	..	1,68,450	1,68,450	1,68,450
H. Escapes	81,515	704	82,219	84,013	81,513
I. Navigation works	6,45,430	14,016	6,59,446	6,64,578	6,46,428
K. Buildings	1,46,527	629	1,47,156	1,46,631	1,41,681
L. Earthwork	19,76,282	..	19,76,282	19,76,287	19,76,287
N. Tanks and reservoirs	1,213	..	1,213	1,213	1,213
O. Miscellaneous	1,39,895	1,059	1,40,954	1,41,735	1,39,895
Total ..	40,51,356	19,687	40,71,053	40,77,250	40,49,210
(3) *Distributaries*—					
A. Preliminary expenses	4,171	..	4,171	4,171	4,171
B. Land	3,62,567	..	3,62,567	3,57,811	3,52,724
C. Works	6,33,383	2,177	6,35,560	6,46,182	6,28,947
L. Earthwork	8,74,653	805	8,74,458	8,75,669	8,69,279
O. Miscellaneous	85,374	14	85,388	85,779	85,309
Total ..	19,59,548	2,596	19,62,144	19,69,645	19,58,430
(4) *Drainage and Protective Works*—					
A. Preliminary expenses	774	..	774	774	774
B. Land	1,22,342	2,576	1,24,918	1,72,694	1,22,179
C. Works	3,35,236	4,510	3,39,746	3,44,984	3,32,439
L. Earthwork	15,10,996	4,060	15,15,056	15,73,519	15,09,459
O. Miscellaneous	10,828	307	11,135	11,174	40,581
P. Maintenance	2,985	..	2,985	2,985	2,985
Total ..	20,13,161	11,453	20,24,614	21,39,130	20,08,420
Provision for unforeseen works	..	..	..	..	..
Total outlay on current sanctions ..	88,01,477	33,413	88,40,890	89,89,450	86,92,085
Old outlay	30,81,755	..	30,81,755	30,81,755	30,81,755
Total, Works ..	1,18,83,232	33,413	1,19,22,645	1,20,71,205	1,17,73,840
II. ESTABLISHMENT	26,45,675	6,115	26,51,790	26,76,880	26,27,183
III. TOOLS AND PLANT	7,00,074	..	7,00,074	7,00,074	7,00,074
Grand Total ..	1,52,28,981	45,528	1,52,74,509	1,54,48,159	1,51,01,097
V. *Less*—RECEIPTS ON CAPITAL ACCOUNT ..	18,410	130	18,540	18,540	18,540
Net Total ..	1,52,10,571	45,398	1,52,55,969	1,54,29,619	1,50,82,557
Apportionment—					
Chargeable to 49. Irrigation	1,52,10,571	45,398	1,52,55,969	..	..
Chargeable to 43. Minor Works and Navigation—					
Imperial	..	..	..	..	..
Provincial	..	..	..	..	..
Total ..	1,52,10,571	45,398	1,52,55,969	..	..

KISTNA DELTA SYSTEM—*Canal Project.*

No. 3.—Revenue Account for and to end of 1916–1917.

Receipts.	Total. Previous.	1916–1917.	Total
	RS.	RS.	RS.
DIRECT RECEIPTS—			
3. Sale of water ..	2,485	715	3,200
4. Water-supply of towns	55,460	..	55,460
5. Receipts from plantations	2,85,458	5,755	2,91,213
6. Receipts from other canal produce ..	5,06,588	38,577	5,45,165
7. Water power ..	831	..	831
8. Navigation receipts	15,02,375	61,590	15,63,965
9. Rents of buildings ..	57,068	1,977	59,045
10. Fines	672	5	677
11. Miscellaneous ..	20,752	3,797	24,549
Total, Revenue realized in Public Works Department	25,01,689	1,12,416	26,14,105
Irrigation Revenue realized in Civil Department	9,08,33,949	32,06,695	9,41,24,644
Total, Direct Receipts ..	9,33,35,638	34,05,111	9,67,38,749
II. INDIRECT REVENUE—			
Share of land revenue collected in the Civil Department ..	71,98,966	1,31,843	73,33,809
Total, Public Works and Civil Departments Revenue	10,05,34,604	35,37,954	10,40,72,558
Grand Total, Receipts ..	10,05,34,604	35,37,954	10,40,72,558

Charges.	Total. Previous.	1916–1917.	Total
	RS.	RS.	RS.
I. EXTENSIONS AND IMPROVEMENTS—			
(1) Head works	1,01,398	—1,601	92,797
(2) Main canals and branches ..	4,05,984	407	4,06,391
(3) Distributaries	5,00,817	12,281	5,13,098
(4) Drainage and protective works ..	76,081	898	76,979
Total ..	10,84,280	11,985	10,96,265
II. MAINTENANCE AND REPAIRS—			
(1) Head works	7,76,218	4,954	7,81,172
(2) Main canals and branches ..	57,39,888	1,74,692	59,14,580
(3) Distributaries	25,89,252	64,165	26,53,417
(4) Drainage and protective works ..	4,83,916	3,772	4,87,688
Add—Unclassifiable outlay ..	9,10,934	..	9,10,934
Total ..	1,05,00,208	2,47,583	1,07,47,791
Total, Extensions and Improvements and Maintenance and Repairs ..	1,15,84,488	2,59,568	1,18,44,056
VI. ESTABLISHMENT	81,30,477	2,56,961	83,87,438
V. TOOLS AND PLANT	18,24,906	26,208	18,51,114
VI. REFUNDS OF REVENUE	21,919	474	22,393
Total, Direct Charges ..	2,15,62,856	5,43,181	2,21,06,031
Share of collection charges in the Civil Department	52,58,098	1,70,322	54,28,330
Indirect charges	12,55,398	35,975	12,91,373
Total, Direct and Indirect Charges ..	2,80,76,256	7,49,478	2,88,25,734
Surplus, net revenue	7,24,58,348	27,88,476	7,52,46,824
Grand Total ..	10,05,34,604	35,37,954	10,40,72,558

No. 4.—Interest Account for and to end of 1916–1917.

	Amount.		Amount.
	RS.		RS.
Total interest charges to end of 1915–16 ..	1,89,45,968	Net revenue realized to end of 1915–16 ..	7,24,58,348
Total interest charges for the year 1916–1917.	5,02,150	Net revenue realized during 1916–1917 ..	27,88,476
Balance, net revenue	5,57,98,706	..	..
Total ..	7,52,46,824	Total ..	7,52,46,824

KISTNA DELTA SYSTEM—*Canal Project.*

No. 5.—Account of Indirect Charges for and to end of 1915–1916.

Particulars.	Previous.	1916–1917.	Total.
	RS.	RS.	RS.
CAPITAL—			
Capitalization of abatement of land revenue	6,05,576	..	6,05,576
Leave and pension allowances	4,48,335	856	4,49,191
Total ..	10,53,911	856	10,54,767
REVENUE—			
Capitalization of abatement of land revenue	25,285	..	25,285
Leave and pension allowances	12,30,113	35,975	12,66,088
Total ..	12,55,398	35,975	12,91,373
Grand total ..	23,09,309	36,831	23,46,140

No. 6.—Statement comparing Charges to date with Sanctioned Estimate.

Particulars.	Charges against closed sanctions. Expenditure against construction estimate.	Expenditure against open canal sanctions.	Total.	Current sanctions. Charges to date.	Amount of sanctioned estimates.	Unspent balance of estimate.	Total charges to date against old and current sanctions.
Direct Charges.	RS.	RS.	RS.	RS.	RS.	RS.	RS.
Works	94,90,888	22,82,952	1,17,73,840	1,48,865	2,97,365	1,48,500	1,19,22,645
Establishment	22,14,258	4,12,925	26,27,183	24,607	49,697	25,090	26,51,790
Tools and plant ..	6,60,944	39,130	7,00,074	..	..	..	7,00,074
Suspense account ..	..	..	..	..	..	..	..
Total ..	1,23,66,090	27,35,007	1,51,01,097	1,73,412	3,47,062	1,73,650	1,52,74,509
Less—Receipts on Capital Account.	15,400	3,140	18,540	..	..	..	18,540
Net Total ..	1,23,50,690	27,31,867	1,50,82,557	1,73,412	3,47,062	1,73,650	1,52,55,969
Indirect Charges.							
Capitalized abatement of land revenue.	4,53,047	1,52,529	6,05,576	..	..	..	6,05,576
Leave and pension allowances.	3,87,938	57,808	4,45,746	3,445	..	— 3,445	4,49,191
Total ..	8,40,985	2,10,337	10,51,322	3,445	..	— 3,445	10,54,767
Grand Total ..	1,31,91,675	29,42,204	1,61,33,879	1,76,857	3,47,062	1,70,205	1,63,10,736

Remarks. G.O. No. and date.	Amount of estimate.
Direct Charges.	Rs.
287 I., 20th May 1913.	2,680
549 I., 17th Sept. 1913.	5,550
694 I., 12th Dec. 1913.	3,700
459 I., 8th Sept. 1914.	3,700
454 I., 5th Sept. 1914.	13,000
245 I., 15th May 1916.	1,05,000
156 I., 19th Mar. 1915.	8,000
332 I., 5th July 1915.	4,570
229 I., 23rd May 1916.	4,000
117 I., 13th Mar. 1916.	1,840
207 I., 15th May 1916.	7,400
185 I., 3rd May 1916.	56,400
299 I., 7th July 1916.	1,550
504 I., 13th July 1916.	1,225
596 I., 7th Sept. 1916.	34,000
430 I., 25th Sept. 1916.	2,190
430 I., 25th Sept. 1916.	10,810
349 I., 14th Aug. 1916.	18,150
453 I., 11th Oct. 1916.	2,850
454 I., 11th Oct. 1916.	3,500
452 I., 11th Oct. 1916	2,400
515 I., 10th Nov. 1916.	2,500
588 I., 16th Dec. 1916.	2,350
Total ..	2,97,365

DIVI PUMPING SYSTEM—*Canal Project.*

No. 2.—Capital Account for and to end of 1916–1917.

Heads of account.	Direct Charges. Previous.	1916–1917.	Total.	Cost of construction as now estimated. Construction estimate closed on 31st October 1913.	Expenditure against closed estimate.
1	2	3	4	5	6
	RS.	RS.	RS.	RS.	RS.
I. WORKS—					
(1) *Head Works*—					
A. Old outlay	16,954	..	16,954	17,468	17,468
A. Preliminary expenses	383	..	383		
B. Land	10,178	..	10,478	10,480	10,480
C. Works	1,42,212	..	1,42,212	1,48,099	1,47,959
K. Buildings	4,13,873	1	4,13,874	4,08,627	4,08,320
O. Miscellaneous	15,520	..	15,520	14,897	14,897
P. Maintenance	4,070	..	4,070	4,071	4,071
Unforeseen Works	..	..	..	..	..
Total ..	6,03,520	1	6,03,521	6,03,642	6,03,195
(2) *Main Canals and Branches*—					
A. Preliminary expenses	..	..	..	..	..
B. Land	35,782	..	35,782	35,781	35,781
D. Regulators	27,998	..	27,998	28,412	28,316
E. Falls and weirs	..	..	..	..	..
F. River and hill torrent works	..	..	..	..	..
F. (1) Other cross drainage works ..	..	..	..	..	..
G. Bridges	28,788	..	28,788	37,526	37,175
H. Escapes	..	..	..	..	20
I. Navigation works	..	..	..	..	..
K. Buildings	..	..	..	..	..
L. Earthwork	1,07,864	..	1,07,864	1,07,866	1,08,405
N. Tanks and reservoirs	..	..	..	..	..
O. Miscellaneous	10,997	..	10,997	1,945	1,945
P. Maintenance	4,515	..	4,516	4,516	4,516
Unforeseen Works	..	..	..	..	..
Total ..	2,15,945	..	2,15,945	2,16,046	2,16,158
(3) *Distributaries*—					
A. Preliminary expenses	7,997	..	7,997	4,455	4,455
B. Land	33,766		33,766	33,728	33,769
C. Works	26,388	..	26,388	9,000	6,586
L. Earthwork	78,267	..	78,267	92,619	92,558
O. Miscellaneous	10,532	..	10,532	16,891	16,851
Unforeseen works..	..	..	..	..	..
Total ..	1,56,950	..	1,56,950	1,56,693	1,54,219
(4) *Drainage and Protective Works*—					
A. Preliminary expenses				..	..
B. Land				3,205	..
C. Works	36,612	18,238	54,850	21,425	8,813
L. Earthwork				40,937	5,559
O. Miscellaneous				4,251	..
P. Maintenance				..	..
Lump sum provision	..	..	..	..	..
Total ..	36,612	18,238	54,850	69,818	14,372
Total outlay on current sanctions ..	10,13,027	18,239	10,31,266	10,46,199	9,87,914
II. ESTABLISHMENT	1,92,714	3,203	1,95,917	1,99,158	1,87,607
III. TOOLS AND PLANT	6,73,509	— 82	6,73,427	7,32,427	6,79,439
Grand Total ..	18,79,250	21,360	19,00,610	19,77,784	18,54,990
V. *Less*—RECEIPTS ON CAPITAL ACCOUNT ..	377	..	377	377	377
Net Total ..	18,78,873	21,360	19,00,233	19,77,407	18,54,613
Apportionment—					
Chargeable to 42. Irrigation	18,61,919	21,360	18,83,279	..	..
Do. to 43. do. Provincial ..	16,954	..	16,954	..	..
Total ..	18,78,873	21,360	19,00,233	..	..

PUBLIC WORKS DEPARTMENT.

DIVI PUMPING SYSTEM—*Canal Project.*

No. 3.—Revenue Account for and to end of 1916–1917.

Receipts.	Total. Previous.	1916–1917.	Total.
	RS.	RS.	RS.
I. DIRECT RECEIPTS—			
3. Sale of water ..	..	..	..
4. Water-supply of towns ..	..	..	..
5. Receipts from plantations ..	325	3	328
6. Receipts from other canal produce ..	2,060	683	2,743
8. Navigation receipts ..	557	1	558
9. Rents of buildings.	1,019	388	1,407
10. Fines	..	..	..
11. Miscellaneous ..	136	190	326
Total, Revenue realized in Public Works Department	4,097	1,265	5,362
Irrigation Revenue realized in Civil Department	7,75,256	1,05,276	8,80,532
Total, Direct Receipts.	7,79,353	1,06,541	8,85,894
II. INDIRECT RECEIPTS— Share of land revenue collected in the Civil Department ..	77,795	19,580	97,375
Total, Public Works and Civil Departments, Revenue	8,57,148	1,26,121	9,83,269
Total, Receipts ..	8,57,148	1,26,121	9,83,269

Charges.	Total. Previous.	1916–1917.	Total.
	RS.	RS.	RS.
I. EXTENSIONS AND IMPROVEMENTS—			
(1) Head works	946	667	1,613
(2) Main canals and branches ..	1,137	..	1,137
(3) Distributaries	2,515	1,735	4,250
(4) Drainage and protective works ..	87	899	986
Total ..	4,685	3,301	7,986
II. MAINTENANCE AND REPAIRS—			
(1) Head works	3,62,971	37,996	4,00,967
(2) Main canals and branches ..	20,692	3,240	23,932
(3) Distributaries	27,167	1,573	28,740
(4) Drainage and protective works ..	610	29	639
Add—Unclassifiable outlay ..	..	..	..
Total ..	4,11,440	42,838	4,54,278
Total, Extensions and Improvements and Maintenance and Repairs ..	4,16,125	46,139	4,62,264
IV. ESTABLISHMENT	1,33,926	15,850	1,49,776
V. TOOLS AND PLANT	50,397	5,342	55,739
VI. REFUNDS OF REVENUE	9	5	14
Total, Direct Charges ..	6,00,457	67,336	6,67,793
Share of collection charges in the Civil Department	41,567	5,575	47,142
Indirect charges	18,750	2,219	20,969
Total, Direct and Indirect Charges..	6,60,774	75,130	7,35,904
* *Deduct*—Old maintenance charges saved to Government	61,598	15,348	76,946
Net Total ..	5,99,176	59,782	6,58,958
Balance, net revenue ..	2,57,972	66,339	3,24,311
Grand Total ..	8,57,148	1,26,121	9,83,269

* Direct—

	RS.
Extension and improvements	49
Maintenance and repairs	12,131
Establishment	2,619
Tools and plant	182
	14,981
Indirect	367
	15,348

No. 4.—Interest Account for and to end of 1916–1917.

	Amount.		Amount.
	RS.		RS.
Total interest charges to end of 1915–16 ..	5,66,059	Net revenue realized to end of 1915–16 ..	2,57,972
Total interest charges for the year 1916–17	62,287	Net revenue realized during 1916–17 ..	66,339
		Balance net interest charge	3,04,035
Total ..	6,28,346	Total ..	6,28,346

DIVI PUMPING SYSTEM—*Canal Project.*

No. 5.—Account of Indirect Charges for and to end of 1916–1917.

Particulars.	Previous.	1916–1917.	Total.
CAPITAL—	RS.	RS.	RS.
Capitalization of abatement of land revenue	777	5	782
Leave and pension allowances	26,979	449	27,428
Total ..	27,756	454	28,210
REVENUE—			
Capitalization of abatement of land revenue .. .	..	..	..
Leave and pension allowances	18,750	2,219	20,969
Total ..	18,750	2,219	20,969
Grand Total ..	46,506	2,673	49,179

No. 6.—Statement comparing Charges to date with Sanctioned Estimates.

Particulars.	Charges against closed sanctions. Expenditure against construction estimate.	Expenditure against open canal sanctions.	Total.	Current sanctions. Charges to date.	Amount of sanctioned estimate.	Unspent balance of estimate.	Total charges to date against old and current sanctions.	Remarks. G.O. No. and date.	Amount of estimate.
Direct Charges.	RS.	RS.	RS	RS.	RS.	RS.	RS.		RS.
Works..	9,86,285	1,659	9,87,944	43,322	58,255	14,933	10,31,266		
Establishment	1,87,250	357	1,87,607	8,310	11,551	3,241	1,95,917		
Tools and plant.. ..	6,71,389	8,050	6,79,439	— 6,012	52,988	59,000	6,73,427		
Suspense account ..	..	..	..	..	..	..	..		
Total ..	18,44,924	10,066	18,54,990	45,620	1,22,794	77,174	19,00,610	Total ..	
Less—Receipts on Capital Account	377	..	377	..	..	..	377		
Net Total ..	18,44,547	10,066	18,54,613	45,620	1,22,794	77,174	19,00,233	415 I., dated 14th September 1916.	*Direct*— 12,221
Indirect Charges.								417 I., dated 14th September 1916.	4,200
Capitalized abatement of land revenue.	379	..	379	403	398	— 5	782	533 I., dated 17th November 1916.	19,500
Leave and pension allowances	26,215	50	26,265	1,163	632	— 531	27,428	143 I., dated 3rd April 1917.	22,334
Total ..	26,594	50	26,644	1,566	1,030	— 536	28,210	Total ..	58 255
Grand Total ..	18,71,141	10,116	18,81,257	47,186	1,23,824	76,638	19,28,443	143 I., dated 3rd April 1917.	*Indirect*— 1,030

IRRIGATION BRANCH. PUBLIC WORKS DEPARTMENT

PENNER RIVER CANALS SYSTEM—*Canal Project.*

No. 2.—Capital Account for and to end of 1916–1917.

Heads of account.	Direct Charges. Previous.	1916–1917.	Total.	Cost of construction as now estimated (construction estimate closed on 31st March 1894).	Expenditure against closed estimate.
1	2	3	4	5	6
	RS.	RS.	RS.	RS.	RS.
I. WORKS—					
(1) *Head Works*—					
A. Preliminary expenses	51,130	..	51,130	51,130	51,130
B. Land	18,513	..	18,513	18,513	18,513
C. Works	7,40,984	..	7,40,984	7,40,984	7,40,984
K. Buildings	24,039	..	24,039	24,039	24,039
O. Miscellaneous	32,502	..	32,502	32,502	32,502
P. Maintenance	4,105	..	4,105	4,105	4,105
Total ..	8,71,273	..	8,71,273	8,71,273	8,71,273
(2) *Main Canals and Branches*—					
A. Preliminary expenses	506	..	506	506	506
B. Land	3,87,208	..	3,87,208	3,87,208	3,87,208
D. Regulators	2,12,582	..	2,12,582	2,12,582	2,12,582
E. Falls and weirs	36,643	..	36,643	36,643	36,643
F. River and hill torrent works ..	1,559	..	1,559	1,559	1,559
F. (1) Other cross drainage works ..	3,594	..	3,594	3,594	3,594
G. Bridges	62,275	..	62,275	62,275	62,275
H. Escapes	17,789	..	17,789	17,789	17,789
K. Buildings	18,442	..	18,442	18,442	18,442
L. Earthwork	4,02,471	..	4,02,471	4,02,471	4,02,471
N. Tanks and reservoirs	3,74,582	..	3,74,582	3,74,582	3,74,582
O. Miscellaneous	23,942	..	23,942	23,942	23,942
P. Maintenance	22,082	..	22,082	22,082	22,082
Total ..	15,63,675	..	15,63,675	15,63,675	15,63,675
Reservoirs—					
B. Land	159	..	159	159	159
C. Works	38,944	..	38,944	37,498	37,498
L. Earthwork	40,176	..	40,176	40,176	40,176
O. Miscellaneous	132	..	132	132	132
Total ..	79,411	..	79,411	77,965	77,965
(3) *Distributaries*—					
A. Preliminary expenses	100	..	100	100	100
B. Land	88,248	..	88,248	82,748	81,564
C. Works	4,54,903	..	4,54,903	4,58,756	4,56,349
L. Earthwork	5,46,241	..	5,46,241	5,50,665	5,46,241
N. Tanks and reservoirs	1,15,250	..	1,15,250	1,15,250	1,15,250
O. Miscellaneous	16,981	..	16,981	19,231	16,981
P. Maintenance	9,469	..	9,469	9,469	9,469
Total ..	12,31,192	..	12,31,192	12,47,119	12,28,954
(4) *Drainage and Protective Works*—					
B. Land	26,217	1,781	27,998	28,217	26,217
C. Works	63,961	1,492	65,453	64,461	63,961
L. Earthwork	2,29,927	..	2,29,927	2,31,107	2,29,927
O. Miscellaneous	1,599	..	1,599	1,709	1,599
Total ..	3,21,704	3,273	3,24,977	3,25,494	3,21,704
Total outlay on current sanctions	40,67,255	3,273	40,70,528	40,85,526	40,63,571
Old outlay	5,26,117	..	5,26,117	5,26,117	5,26,117
Total, Works ..	45,93,372	3,273	45,96,645	46,11,643	45,89,688
II. ESTABLISHMENT	9,54,480	321	9,54,801	9,56,761	9,54,480
III. TOOLS AND PLANT	1,44,158	..	1,44,158	1,44,158	1,44,158
Grand Total ..	56,92,010	3,594	56,95,604	57,12,582	56,88,326
V. *Less*—RECEIPTS ON CAPITAL ACCOUNT ..	2,808	50	2,858	2,858	2,858
Net Total ..	56,89,202	3,544	56,92,746	57,09,704	56,85,468
Apportionment—					
Chargeable to 49. Irrigation	56,89,202	3,514	56,92,716	..	..
Chargeable to 43. Minor Works and Navigation—					
Imperial	..	..	..	..	..
Provincial	..	..	..	..	..
Total ..	56,89,202	3,544	56,92,746	..	..

ADMINISTRATIVE ACCOUNTS FOR THE YEAR 1916-17. **MADRAS PRESIDENCY.**

PENNER RIVER CANALS SYSTEM—*Canal Project.*

No. 3.—Revenue Account for and to end of 1916–1917.

Receipts.	Total. Previous.	1916–1917.	Total.
	RS.	RS.	RS.
I. DIRECT RECEIPTS—			
5. Receipts from plantations ..	1,886	..	1,886
6. Receipts from other canal produce ..	60,667	2,281	62,948
9. Rents of buildings ..	7,004	423	7,427
10. Fines ..	6	..	6
11. Miscellaneous ..	2,167	1	2,168
Total, Revenue realized in Public Works Department	71,730	2,705	74,435
Irrigation revenue realized in Civil Department.	1,20,42,977	5,27,772	1,25,70,749
Total, Direct Receipts ..	1,21,14,707	5,30,477	1,26,45,184
II. INDIRECT RECEIPTS—			
Share of land revenue collected in the Civil Department ..	16,10,727	59,160	16,69,887
Total, Public Works and Civil Departments, Revenue	1,37,25,434	5,89,637	1,43,15,071
Total, Receipts ..	1,37,25,434	5,89,637	1,43,15,071

Charges.	Total. Previous.	1916–1917.	Total.
	RS.	RS.	RS.
I. EXTENSIONS AND IMPROVEMENTS—			
(1) Head works	12,415	..	12,415
(2) Main canals and branches ..	85,006	1,049	86,055
(3) Distributaries	2,32,322	1,972	2,34,294
(4) Drainage and protective works ..	21,412	— 13	21,399
Add—Unclassifiable outlay ..	8,370	..	8,370
Total ..	3,59,525	3,008	3,62,533
II. MAINTENANCE AND REPAIRS—			
(1) Head works	3,65,960	1,083	3,67,043
(2) Main canals and branches ..	6,63,168	51,165	7,14,333
(3) Distributaries	8,57,945	2,430	8,60,375
(4) Drainage and protective works ..	43,598	6,829	50,427
Add—Unclassifiable outlay ..	23,236	..	23,236
Total ..	19,53,907	61,507	20,15,414
III. COMPENSATION	7,390	..	7,390
Total, Extensions and Improvements and Maintenance and Repairs ..	23,20,822	64,515	23,85,337
IV. ESTABLISHMENT	12,70,192	45,460	13,15,652
V. TOOLS AND PLANT	26,290	165	26,455
VI. REFUNDS OF REVENUE	1,873	..	1,873
Total, Direct Charges ..	36,19,177	1,10,140	37,29,317
Share of collection charges in the Civil Department	7,12,916	28,743	7,41,659
Indirect charges	2,24,059	6,364	2,30,423
Total, Direct and Indirect Charges ..	45,56,152	1,45,247	47,01,399
* *Deduct*—Old maintenance charges saved to Government ..	16,93,828	36,982	17,30,810
Net Total ..	28,62,324	1,08,265	29,70,589
Balance, net revenue ..	1,08,63,110	4,81,372	1,13,44,482
Grand Total ..	1,37,25,434	5,89,637	1,43,15,071

	RS.
* Direct—	
Extensions and improvements	3,909
Maintenance and repairs	25,744
Establishment	6,375
Tools and plant	62
Total ..	36,090
Indirect	892
Total, Direct and Indirect ..	36,982

No. 4.—Interest Account for and to end of 1916–1917.

	Amount.		Amount.
	RS.		RS.
Total interest charges to end of 1915-16. ..	70,98,983	Net revenue realised to end of 1915-1916 ..	1,08,63,110
Total interest charges for the year 1916-1917 ..	1,87,597	Net revenue realised during 1916-17	4,81,372
Balance, net revenue	40,57,902		..
Total ..	1,13,44,482	Total ..	1,13,44,482

PENNER RIVER CANALS SYSTEM—*Canal Project.*

No. 5.—Account of Indirect Charges for and to end of 1916-1917.

Particulars.	Previous.	1916-1917.	Total.
CAPITAL—	RS.	RS.	RS.
Capitalization of abatement of land revenue	8,56,767	..	8,56,767
Leave and pension allowances	1,55,942	45	1,55,987
Total ..	10,12,709	45	10,12,754
REVENUE—			
Capitalization of abatement of land revenue	32,761	..	32,761
Leave and pension allowances	1,91,298	6,364	1,97,662
Total ..	2,24,059	6,364	2,30,423
Grand Total ..	12,36,768	6,409	12,43,177

No. 6.—Statement comparing Charges to date with Sanctioned Estimates.

Particulars.	Charges against closed sanctions.			Current sanctions.			Total charges to date against old and current sanctions.	Remarks.	
	Expenditure against construction estimate.	Expenditure against open canal sanction.	Total.	Charges to date.	Amount of sanctioned estimate.	Unspent balance of estimate.		G.O. No. and date.	Amount of estimate.
Direct Charges.	RS.	RS.	RS.	RS.	RS.	RS.	RS.		RS.
Works	37,49,697	8,40,591	45,89,288	6,957	21,955	14,998	45,96,545		
Establishment	8,05,532	1,48,948	9,54,480	321	2,281	1,960	9,54,801		
Tools and plant ..	1,42,971	1,187	1,44,158	..	..	..	1,44,158		
Suspense account .	..	..	..	..	..	..	..		
Total ..	46,97,600	9,90,726	56,88,326	7,278	24,236	16,958	56,95,604	172 I., 9th April 1914.	6,300
Less—Receipts on Capital Account	55	2,803	2,858	..	..	..	2,858	182 I., 2nd May 1916.	1,885
								308 I., 18th July 1916.	2,050
								416 I., 14th Sep. 1916.	10,560
								123 I., 22nd Mar. 1917.	1,160
Net Total ..	46,97,545	9,87,923	56,85,468	7,278	24,236	16,958	56,92,746	Total ..	21,955
Indirect Charges.									
Capitalized abatement of land revenue ..	7,99,748	57,019	8,56,767	..	..	..	8,56,767		
Leave and pension allowances	1,35,090	20,852	1,55,942	45	..	— 45	1,55,987		
Total ..	9,34,838	77,871	10,12,709	45	..	— 45	10,12,754		
Grand Total ..	56,32,383	10,65,794	66,98,177	7,323	24,236	16,913	67,05,500		

KURNOOL-CUDDAPAH CANAL—*Canal Project.*

No. 2.—Capital Account for and to end of 1916-1917.

Heads of account.	Direct Charges.			Cost of construction as now estimated (construction estimate closed).	Expenditure against closed estimate.
	Previous.	1916-1917.	Total.		
I. WORKS—	RS.	RS.	RS.	RS.	RS.
(1) *Head Works*—					
Purchase value	1,77,82,139	..	1,77,82,139	1,77,82,139	1,77,82,139
B. Land	661	..	661	248	..
C. Works	18,511	..	18,511	17,983	..
K. Buildings	3,700	..	3,700	3,706	..
L. Earthwork	352	..	352	185	..
O. Miscellaneous	3,802	..	3,802	3,817	..
P. Maintenance	200	..	200	225	..
Unforeseen works	..	..	..	..	..
Total ..	1,78,09,365	..	1,78,09,365	1,78,08,303	1,77,82,139
(2) *Main Canals and Branches*—					
A. Preliminary expenses	2,341	..	2,341	2,298	..
B. Land	28,556	..	28,556	24,136	42
D. Regulators	10,245	..	10,245	8,386	8,386
E. Falls and weirs	20,472	6	20,478	16,107	..
F. River and Hill torrent work ..	4,185	..	4,185	..	..
F. (1) Other cross drainage works ..	1,07,649	38,575	1,46,224	1,84,396	1,993
G. Bridges	26,134	185	26,319	44,389	..
K. Buildings	12,099	..	12,099	12,083	4,710
L. Earthwork	2,12,146	12,545	2,24,691	2,30,838	29,087
M. Plantation	..	..	..	..	..
N. Tanks and reservoirs	1,076	..	1,076	..	..
O. Miscellaneous	30,570	104	30,674	28,814	15,462
P. Maintenance	2,793	..	2,793	3,000	..
H. Escapes	..	..	..	19,530	..
Total ..	4,58,266	51,415	5,09,681	5,73,977	59,680
(3) *Distributaries*—					
A. Preliminary expenses	202	3	205		
B. Land	37,238	1,522	38,760		
C. Works	2,02,673	22,817	2,25,490		
F. (1) Other cross drainage works ..	— 477	403	— 74	5,58,705	1,09,020
L. Earthwork	2,02,763	8,120	2,10,883		
O. Miscellaneous	5,409	..	5,409		
P. Maintenance	337	..	337		
Unforeseen works	..	..	..		
Total ..	4,48,145	32,865	4,81,010	5,58,705	1,09,020
Provision for unforeseen works	..	..	..	3,399	..
Total, Works ..	1,87,15,776	84,280	1,88,00,055	1,89,44,384	1,79,50,839
II. ESTABLISHMENT	1,94,972	16,199	2,11,171	2,44,164	37,961
III. TOOLS AND PLANT	388	..	388	10,367	..
Loss by exchange	40,80,918	..	40,80,918	40,80,918	40,80,918
Grand Total ..	2,29,92,054	1,00,479	2,30,92,533	2,32,79,833	2,20,69,718
V. *Less*—RECEIPTS ON CAPITAL ACCOUNT ..	2,24,115	..	2,24,115	2,24,115	2,24,115
Net Total ..	2,27,67,939	1,00,479	2,28,68,418	2,30,55,718	2,18,45,603
Apportionment—					
Chargeable to 49. Irrigation	2,17,65,236	88,323	2,18,53,559	..	..
,, to 43. Minor Works and Navigation—					
Imperial	..	..	..	..	..
Provincial	9,65,281	12,156	9,77,437	..	..
Chargeable to 33. Famine Relief—					
Imperial	37,723	..	37,723	..	..
Provincial	— 301	..	— 301	..	..
Total ..	2,27,67,939	1,00,479	2,28,68,418	..	..

KURNOOL-CUDDAPAH CANAL—*Canal Project.*

No. 3.—Revenue Account for and to end of 1916-1917.

Receipts.	Total. Previous.	1916-1917.	Total.
	RS.	RS.	RS.
I. DIRECT RECEIPTS—			
1. Water-rates from irrigation ..	35,98,514	..	35,98,514
3. Sale of water ..	93	..	93
4. Water-supply of towns	62,711	..	62,711
5. Receipts from plantations	19,701	26	19,727
6. Receipts from other canal produce ..	1,25,784	1,614	1,27,398
8. Navigation receipts.	72,814	1,147	73,961
9. Rents of buildings..	23,935	1,207	25,142
10. Fines	72	..	72
11. Miscellaneous ..	66,560	6,364	66,924
Total, Revenue realized in Public Works Department ..	39,64,184	10,358	39,74,542
Irrigation Revenue realized in Civil Department	17,71,132	2,31,080	20,02,212
Total, Direct Receipts ..	57,35,316	2,41,438	59,76,754
II. INDIRECT RECEIPTS— Share of land revenue collected in the Civil Department ..	11,819	1,833	13,652
Total, Public Works and Civil Departments, Revenue ..	57,47,135	2,43,271	59,90,406
Total, Receipts ..	57,47,135	2,43,271	59,90,406

Charges.	Total. Previous.	1916-1917.	Total.
	RS.	RS.	RS.
I. EXTENSIONS AND IMPROVEMENTS—			
(1) Head works	46,052	..	46,052
(2) Main canals and branches ..	2,36,513	2,656	2,39,169
(3) Distributaries	68,455	556	69,011
(4) Drainage and protective works ..	13,251	..	13,251
Add—Unclassifiable outlay	565	..	565
Total ..	3,64,836	3,212	3,68,048
II. MAINTENANCE AND REPAIRS—			
(1) Head works	1,72,207	4,463	1,76,670
(2) Main canals and branches ..	22,13,777	64,811	22,78,588
(3) Distributaries	3,24,135	4,999	3,29,134
(4) Drainage and protective works..	20,108	..	20,108
Add—Unclassifiable outlay ..	11,150	..	11,150
Total ..	27,41,377	71,273	28,15,650
Total, Extensions and Improvements and Maintenance and Repairs ..	31,06,213	77,485	31,83,898
IV. ESTABLISHMENT	10,78,395	30,986	11,09,381
V. TOOLS AND PLANT	1,01,022	1,414	1,02,436
VI. REFUNDS OF REVENUE.. ..	13,031	25	13,056
Total, Direct Charges ..	42,98,661	1,09,910	44,08,571
Share of collection charges in the Civil Department.. ..	99,037	11,644	1,10,681
Indirect Charges ..	1,56,838	4,338	1,61,176
Total, Direct and Indirect Charges .	45,54,536	1,25,892	46,80,428
Deduct old maintenance charges saved to Government *	..	4,068	4,068
Net total ..	45,54,536	1,21,824	46,76,360
Balance, net revenue ..	11,92,599	1,21,447	13,14,046
Grand Total ..	57,47,135	2,43,271	59,90,406

* Direct—

	RS.
Extensions and improvements	232
Maintenance and repairs	2,757
Establishment	643
Tools and plant	45
Total ..	3,677
Indirect	391
Total, Direct and Indirect ..	4,068

No. 4.—Interest Account for and to end of 1916-1917.

	Amount.		Amount.
	RS.		RS.
Total interest charges to end of 1915-1916 ..	2,82,09,761	Net revenue realized to end of 1915-1916 ..	11,92,599
Total interest charges for the year 1916-1917 ..	7,52,179	Net revenue realized during 1916-1917 ..	1,21,447
		Balance net interest charges	2,76,47,894
Total ..	2,89,61,940	Total ..	2,89,61,940

KURNOOL-CUDDAPAH CANAL—*Canal Project.*

No. 5.—Account of Indirect Charges for and to end of 1916-1917.

Particulars.	Previous.	1916-1917.	Total.
	RS.	RS.	RS.
CAPITAL—			
Capitalization of abatement of land revenue	16,537	2,980	19,517
Leave and pension allowances	27,314	2,268	29,582
Total ..	43,851	5,248	49,099
REVENUE—			
Capitalization of abatement of land revenue	5,433	..	5,433
Leave and pension allowances	1,51,405	4,338	1,55,743
Total ..	1,56,838	4,338	1,61,176
Grand Total ..	2,00,689	9,586	2,10,275

No. 6.—Statement comparing Charges to date with Sanctioned Estimates.

Particulars.	Charges against closed sanctions. Expenditure against construction estimate.	Expenditure against open canal sanctions.	Total.	Current sanctions. Charges to date.	Amount of sanctioned estimate.	Unspent balance of estimate.	Total charges to date against old and current sanctions.	Remarks. G.O. No. and date.	Amount of estimate.
Direct Charges.	RS.	RS.	RS.	RS.	RS.	RS.	RS.	*Direct Charges.*	RS.
Works	1,77,82,139	1,68,700	1,79,50,839	8,49,217	9,93,545	1,44,328	1,88,00,056	851 I., 8th Oct. 1900.	2,32,200
Establishment ..	..	37,961	37,961	1,73,210	2,06,203	32,993	2,11,171		
Tools and plant ..	..	..	..	388	10,367	9,979	388		
Suspense account ..	..	..	..	..	..	..	..		
Loss by exchange ..	40,80,918	..	40,80,918	..	..	..	40,80,918		
Total ..	2,18,63,057	2,06,661	2,20,69,718	10,22,815	12,10,115	1,87,300	2,30,92,533		
Less—Receipts on Capital Account.	2,24,115	..	2,24,115	..	..	..	2,24,115	2 I., 3rd Jan. 1916.	6,34,345
								156 I., 10th April 1916.	80,000
								488 I., 1st Nov. 1916.	47,000
								Total ..	9,93,545
Net Total ..	2,16,38,942	2,06,661	2,18,45,603	10,22,815	12,10,115	1,87,300	2,28,68,418	*Indirect Charges.*	
Indirect Charges.								851 I., 8th Oct. 1900.	23,000
								2 I., 3rd Jan. 1913.	40,200
								156 I., 10th April 1916.	5,278
Capitalized abatement of land revenue.	..	2,377	2,377	17,140	41,098	23,958	19,517	Total ..	68,478
Leave and pension allowances.	..	5,333	5,333	24,249	27,380	3,131	29,582		
Total ..	..	7,710	7,710	41,389	68,478	27,089	49,099		
Grand Total ..	2,16,38,942	2,14,371	2,18,53,313	10,64,204	12,78,593	2,14,389	2,29,17,517		

IRRIGATION BRANCH.

PUBLIC WORKS DEPARTMENT.

BARUR TANK—*Tank Project.*

No. 2.—Capital Account for and to end of 1916–1917.

Heads of account.	Direct Charges. Previous.	1916–1917.	Total.	Cost of construction as now estimated (construction estimate closed on 31st March 1891).	Expenditure against closed estimate.
	Rs.	Rs.	Rs.	Rs.	Rs.
I. WORKS—					
(1) *Head Works*—					
A. Preliminary expenses	739	...	739	739	739
B. Land	11,573	...	11,573	11,573	11,573
C. Works	23,817	...	23,817	23,817	23,817
K. Buildings	4,621	...	4,621	4,621	4,621
O. Miscellaneous	4,568	..	4,568	4,568	4,568
P. Maintenance	355		355	355	355
Total ...	45,673	...	45,673	45,673	45,673
(2) *Main Canals and Branches*—					
B. Land	296	...	296	296	296
C. Works	2,323	...	2,323	2,323	2,323
D. Regulators	24,620	...	24,620	24,620	24,620
E. Falls and Weirs	...	...	...	...	...
F. (1) Other cross drainage works ...	4,053	...	4,053	4,053	4,053
G. Bridges	5,270	...	5,270	5,270	5,270
L. Earthwork	82,550	...	82,550	82,550	82,550
N. Tanks and reservoirs	1,879	...	1,879	1,879	1,879
O. Miscellaneous	4,684	...	4,684	4,684	4,684
Total ...	1,25,675	...	1,25,675	1,25,675	1,25,675
(2-A) *Reservoirs*—					
C. Works	2,949	...	2,949	2,949	2,949
L. Earthwork	66,826	...	66,826	66,826	66,826
Total ...	69,775	...	69,775	69,775	69,775
(3) *Distributaries*—					
B. Land	897	...	897	897	897
C. Works	40,038	...	40,038	40,038	40,038
L. Earthwork	53,279	...	53,279	53,279	53,279
N. Tanks and reservoirs	428	...	428	428	428
Total ...	94,642	...	94,642	94,642	94,642
Provision for unforeseen works	...	...	...	...	...
Total, Works ...	3,35,765	...	3,35,765	3,35,765	3,35,765
II. ESTABLISHMENT	76,701	..	76,701	76,701	76,701
III. TOOLS AND PLANT	6,931	...	6,931	6,931	6,931
Grand Total ...	4,19,397	...	4,19,397	4,19,397	4,19,397
V. *Less*—RECEIPTS ON CAPITAL ACCOUNT ...	22	...	22	22	22
(*a*) Net Total ...	4,19,375	...	4,19,375	4,19,375	4,19,375

(*a*) Chargeable to 49. Irrigation .. .. RS. 4,02,176

Do. to 43. Minor Works and Navigation—Provincial 17,199

Total .. 4,19,375

ADMINISTRATIVE ACCOUNTS FOR THE YEAR 1916-17.

MADRAS PRESIDENCY.

BARUR TANK—*Tank Project.*

No. 3.—Revenue Account for and to end of 1916–1917.

Receipts.	Total. Previous.	1916–1917.	Total.
	RS.	RS.	RS.
I. DIRECT RECEIPTS—			
5. Receipts from plantations ..	41	..	41
6. Receipts from other canal produce ..	2,602	424	3,026
9. Rents of buildings.	315	3	318
11. Miscellaneous ..	962	34	996
Total, Revenue realized in Public Works Department ..	3,920	461	4,381
Irrigation Revenue realized in Civil Department ..	3,45,513	17,120	3,62,633
Total, Direct Receipts ..	3,49,433	17,581	3,67,014
II. INDIRECT RECEIPTS—			
Share of land revenue collected in the Civil Department ..	6,052	458	6,510
Total, Public Works and Civil Departments, Revenue ..	3,55,485	18,039	3,73,524
Total, Receipts ..	3,55,485	18,039	3,73,524

Charges.	Total. Previous.	1916–1917.	Total.
	RS.	RS.	RS.
I. EXTENSIONS AND IMPROVEMENTS—			
(1) Head works	4,441	..	4,441
(2) Main canals and branches ..	15,936	390	16,326
(3) Distributaries	2,561	..	2,561
(4) Drainage and protective works.	1,661	..	1,661
Total ..	24,599	390	24,989
II. MAINTENANCE AND REPAIRS—			
(1) Head works	17,800	24	17,824
(2) Main canals and branches ..	74,360	5,144	79,504
(3) Distributaries	9,969	99	10,068
(4) Drainage and protective works.	666	..	666
Total ..	1,02,795	5,267	1,08,062
Total, Extensions and Improvements and Maintenance and Repairs ..	1,27,394	5,657	1,33,051
IV. ESTABLISHMENT	48,715	2,286	51,001
V. TOOLS AND PLANT	234	..	234
VI. REFUNDS OF REVENUE	51	2	53
Total, Direct Charges ..	1,76,394	7,945	1,84,339
Share of collection charges in the Civil Department	17,332	858	18,190
Indirect charges	6,951	320	7,271
Total, Direct and Indirect Charges.	2,00,677	9,123	2,09,800
Balance, net revenue	1,54,808	8,916	1,63,724
Grand Total ..	3,55,485	18,039	3,73,524

No. 4.—Interest Account for and to end of 1916–1917.

	Amount.		Amount.
	RS.		RS.
Total interest charges to end of 1915–1916 ..	4,64,594	Net revenue realized to end of 1915–1916 ..	1,54,808
Total interest charges for the year 1916–1917 ..	13,824	Net revenue realized during 1916–1917	8,916
		Balance net interest charges	3,14,694
Total ..	4,78,418	Total ..	4,78,418

BARUR TANK—*Tank Project.*

No. 5.—Account of Indirect Charges for and to end of 1916–1917.

Particulars.	Previous.	1916–1917.	Total.
	RS.		RS.
CAPITAL—			
Capitalization of abatement of land revenue	13,000	..	13,000
Leave and pension allowances	10,738	..	10,738
Total ..	23,738	..	23,738
REVENUE—			
Capitalization of abatement of land revenue	130	..	130
Leave and pension allowances	6,821	320	7,141
Total ..	6,951	320	7,271
Grand Total ..	30,689	320	31,009

No. 6.—Statement comparing Charges to date with Sanctioned Estimates.

Particulars.	Charges against closed Sanctions.			Current Sanctions.			Total charges to date against old and current sanctions.	Remarks.
	Expenditure against construction estimate.	Expenditure against open canal sanctions.	Total.	Charges to date.	Amount of sanctioned estimate.	Unspent balance of estimate.		
Direct charges.	RS.	RS.	RS.				RS.	
Works	3,11,681	24,084	3,35,765	..	..	..	3,35,765	
Establishment	71,683	5,018	76,701	..	..	..	76,701	
Tools and plant ..	6,883	48	6,931	..	..	..	6,931	
Suspense account ..	..	..	..	..	..	..	..	
Total ..	3,90,247	29,150	4,19,397	..	..	..	4,19,397	
Less—Receipts on capital account	22	..	22	..	..	..	22	
Net Total ..	3,90,225	29,150	4,19,375	..	..	..	4,19,375	
Indirect charges.								
Capitalized abatement of land revenue	12,056	944	13,000	..	..	..	13,000	
Leave and pension allowances	10,036	702	10,738	..	..	..	10,738	
Total ..	22,092	1,646	23,738	..	..	..	23,738	
Grand Total ..	4,12,317	30,796	4,43,113	..	..	..	4,43,113	

POINEY ANICUT SYSTEM—*Canal Project.*

No. 2.—Capital Account for and to end of 1916–1917.

Heads of account.	Direct Charges. Previous.	1916–1917.	Total.	Cost of construction as now estimated (construction estimate closed in 1897).	Expenditure against closed estimate.
I. WORKS—	Rs.	Rs.	Rs.	Rs.	Rs.
(1) *Head Works*—					
C. Works	52,597	...	52,597	52,597	52,597
Total ...	52,597	...	52,597	52,597	52,597
(2) *Main Canals and Branches*—					
D. Regulators	1,596	...	1,596	2,696	1,596
K. Buildings	3,636	...	3,636	3,636	3,636
L. Earthwork	1,22,874	...	1,22,874	1,22,874	1,22,874
N. Tanks and reservoirs	6,368	...	6,368	6,368	6,368
Total ...	1,34,474	...	1,34,474	1,35,574	1,34,474
(3) *Distributaries*—					
B. Land	...	...	...	...	...
C. Works	6,367	...	6,367	6,367	6,367
L. Earthwork	...	...	...	...	...
Total ...	6,367	...	6,367	6,367	6,367
Total, Works ...	1,93,438	...	1,93,438	1,94,538	1,93,438
II. ESTABLISHMENT	44,383	...	44,383	44,570	44,383
III. TOOLS AND PLANT	38	...	38	38	38
Grand Total ...	2,37,859	...	2,37,859	2,39,146	2,37,859
Apportionment—					
Chargeable to 49. Irrigation	7,092	...	7,092	...	...
,, to 43. Irrigation Provincial ...	2,30,767	...	2,30,767	...	...
Total ...	2,37,859	...	2,37,859	...	...

POINEY ANICUT SYSTEM—*Canal Project.*

No. 3.—Revenue Account for and to end of 1916–1917.

Receipts.	Total. Previous.	1916–1917.	Total.
	RS.	RS.	RS.
I. DIRECT RECEIPTS—			
6. Receipts from other canal produce ..	7,942	..	7,942
9. Rents of buildings.	289	24	313
11. Miscellaneous ..	3,436	1,096	4,532
Total, Revenue realized in Public Works Department	11,667	1,120	12,787
Irrigation Revenue realized in Civil Department ..	19,85,684	76,067	20,61,751
Total, Direct Receipts ..	19,97,351	77,187	20,74,538
II. INDIRECT RECEIPTS—			
Share of Land Revenue collected in the Civil Department ..	2,47,466	5,451	2,52,917
Total, Public Works and Civil Departments, Revenue ..	22,44,817	82,638	23,27,455
Total, Receipts ..	22,44,817	82,638	23,27,455

Charges.	Total. Previous.	1916–1917.	Total.
	RS.	RS.	RS.
I. EXTENSIONS AND IMPROVEMENTS—			
(1) Head works	2,777	2,025	4,802
(2) Main canals and branches ..	22,093	..	22,093
(3) Distributaries	29,506	932	30,438
(4) Drainage and protective works ..	49,029	..	49,029
Total ..	1,03,405	2,957	1,06,362
II. MAINTENANCE AND REPAIRS—			
(1) Head works	53,315	6,163	59,478
(2) Main canals and branches ..	70,424	1,390	71,814
(3) Distributaries	1,37,559	2,260	1,39,819
(4) Drainage and protective works ..	..	..	..
Add—Unclassifiable outlay ..	2,76,594	..	2,76,594
Total ..	5,37,892	9,813	5,47,705
Total, Extensions and Improvements and Maintenance and Repairs	6,41,297	12,770	6,54,067
IV. ESTABLISHMENT	1,76,577	7,402	1,83,979
V. TOOLS AND PLANT	322	6	328
VI. REFUNDS OF REVENUE	461	..	461
Total, Direct Charges ..	8,18,657	20,178	8,38 835
Share of collection charges in the Civil Department	1,11,621	4,074	1,15,695
Indirect charges	25,122	1,037	26,159
Total, Direct and Indirect Charges ..	9,55,400	25,289	9,80,689
Deduct—old maintenance charges saved to Government	15,795	3,935	19,730
Net Total ..	9,39,605	21,354	9,60,959
Balance, net revenue	13,05,212	61,284	13,66,496
Grand Total ..	22,44,817	82,638	23,27,455

* Direct—

	RS.
Extensions and improvements	3,057
Maintenance and repairs	66
Establishment	671
Tools and plant	47
	3,841
Indirect	94
Total ..	3,935

POINEY ANICUT SYSTEM—*Canal Project.*

No. 4.—Interest Account for and to end of 1916–1917.

	Amount.		Amount.
	RS.		RS.
Total interest charges to end of 1915–1916 ..	4,12,066	Net revenue realised to end of 1915–1916 ..	13,05,212
Total interest charges for the year 1916–1917 ..	7,841	Net revenue during 1916–1917	61,284
Balance, net revenue..	9,46,589		
Total ..	13,66,496	Total ..	13,66,496

No. 5.—Account of Indirect Charges for and to end of 1916–1917.

Particulars.	Previous.	1916–1917.	Total.
	RS.	RS.	RS
CAPITAL—			
Capitalization of abatement of land revenue..	165	..	165
Leave and pension allowance	6,214	..	6,214
Total ..	6,379	..	6,379
REVENUE—			
Capitalization of abatement of land revenue..	403	..	403
Leave and pension allowances	24,719	1,037	25,756
Total ..	25,122	1,037	26,159
Grand Total ..	31,501	1,037	32,538

No. 6.—Statement comparing Charges to date with Sanctioned Estimates.

Particulars.	Charges against closed sanctions. Expenditure against construction estimate.	Expenditure against open canal sanction.	Total.	Current sanctions. Charges to date.	Amount of sanctioned estimate.	Unspent balance of estimate.	Total charges to date against old and current sanctions.	Remarks. G.O. No. and date.	Amount of estimate.
Direct Charges.	RS.	RS.	RS.	RS.	RS.	RS.	RS.		RS.
Works	1,83,435	10,003	1,93,438	..	1,100	1,100	1,93,438	412 I., dated 13th September 1916.	1,100
Establishment	42,189	2,194	44,383	..	187	187	44,383		
Tools and plant ..	..	38	38	..	..	..	38		
Suspense account ..	..	..	..	..	..	..	..		
Total ..	2,25,624	12,235	2,37,859	..	1,287	1,287	2,37,859		
Less—Receipts on capital account	..	..	..	..	..	..	..		
Net Total ..	2,25,624	12,235	2,37,859	..	1,287	1,287	2,37,859		
Indirect Charges.									
Capitalized abatement of land revenue . ..	165	..	165	..	..	..	165		
Leave and pension allowances	5,907	307	6,214	..	..	..	6,214		
Total ..	6,072	307	6,379	..	..	..	6,379		
Grand Total ..	2,31,696	12,542	2,44,238	..	1,287	1,287	2,44,238		

IRRIGATION BRANCH.

PUBLIC WORKS DEPARTMENT.

CHEYERU ANICUT SYSTEM—*Canal Project.*

No. 2.—Capital Account for and to end of 1916–1917.

Heads of account.	Direct Charges. Previous.	1916–1917.	Total.	Cost of construction as now estimated (construction estimate closed on 31st March 1896).	Expenditure against closed estimate.
	Rs.	Rs.	Rs.	Rs	Rs.
I. WORKS—					
(1) *Head Works*—					
C. Works	57,285	—425	56,860	56,860	56,860
Total ...	57,285	—425	56,860	56,860	56,860
(2) *Main Canals and Branches*—					
A. Preliminary expenses ...	542	...	542	542	542
B. Land	443	...	443	443	443
D. Regulators	9,586	...	9,586	9,586	9,586
F. River and hill torrent works ...	498	...	498	498	498
F. (1) Other cross drainage works ...	7,099	...	7,099	7,099	7,099
G. Bridges	11,934	...	11,934	11,934	11,934
K. Buildings	5,456	...	5,456	5,456	5,456
L. Earthwork	2,17,214	...	2,17,214	2,17,214	2,17,214
N. Tanks and reservoirs	29,756	...	29,756	29,756	29,756
O. Miscellaneous	2,098	...	2,098	2,098	2,098
Total ...	2,84,626	...	2,84,626	2,84,626	2,84,626
(3) *Distributaries*—					
C. Works	5,573	..	5,573	8,593	5,573
L. Earthwork	...	...	..	10,810	...
O. Miscellaneous	...	...	...	170	...
Total ...	5,573	...	5,573	19,573	5,573
Provision for unforeseen works	...	...	...	...	...
Total, Works ...	3,47,484	—425	3,47,059	3,61,059	3,47,059
II. ESTABLISHMENT	78,737	—91	78,646	81,866	78,646
III. TOOLS AND PLANT	...	...	...	...	...
Grand Total ...	4,26,221	—516	4,25,705	4,42,925	4,25,705
Apportionment—					
Chargeable to 49. Irrigation	27,305	—516	26,789	...	...
Do. 43. Irrigation—Provincial ...	3,98,916	...	3,98,916	...	...
Total ...	4,26,221	—516	4,25,705	...	...

ADMINISTRATIVE ACCOUNTS FOR THE YEAR 1916-17.

MADRAS PRESIDENCY.

CHEYERU ANICUT SYSTEM—*Canal Project.*

No. 3.—Revenue Account for and to end of 1916–1917.

Receipts.	Total. Previous.	1916–1917.	Total.
	RS.	RS.	RS.
I. DIRECT RECEIPTS—			
6. Receipts from other canal produce ..	9,214	..	9,214
9. Rents of buildings ..	523	77	600
11. Miscellaneous ..	5,963	2,169	8,132
Total, Revenue realized in Public Works Department ..	15,700	2,246	17,946
Irrigation Revenue realized in Civil Department ..	16,90,387	56,551	17,46,938
Total, Direct Receipts.	17,06,087	58,797	17,64,884
II. INDIRECT RECEIPTS—			
Share of Land Revenue collected in the Civil Department ..	1,78,966	3,310	1,82,276
Total, Public Works and Civil Departments, Revenue ..	18,85,053	62,107	19,47,160
Total, Receipts ..	18,85,053	62,107	19,47,160

Charges.	Total. Previous.	1916–1917.	Total.
	RS.	RS.	RS.
I. EXTENSIONS AND IMPROVEMENTS—			
(1) Head works	8,615	151	8,766
(2) Main canals and branches ..	18,004	3	18,007
(3) Distributaries	51,165	3,964	55,129
(4) Drainage and protective works ..	1,919	..	1,919
Add—Unclassifiable outlay ..	39,441	..	39,441
Total ..	1,19,144	4,118	1,23,262
II. MAINTENANCE AND REPAIRS—			
(1) Head works	26,480	1,207	27,687
(2) Main canals and branches ..	90,599	3,8 4	94,413
(3) Distributaries	2,73,270	30,946	3,04,216
(4) Drainage and protective works ..	13,489	..	13,489
Add—Unclassifiable outlay ..	2,78,001	..	2,78,001
Total ..	6,81,839	35,967	7,17,806
Total, Extensions and Improvements and Maintenance and Repairs	8,00,983	40,085	8,41,068
IV. ESTABLISHMENT	2,11,120	12,209	2,23,329
V. TOOLS AND PLANT	573	15	588
VI. REFUNDS OF REVENUE	832	..	832
Total, Direct Charges ..	10,13,508	52,309	10,65,817
Share of collection charges in the Civil Department	93,456	2,993	96,449
Indirect charges	29,556	1,709	31,265
Total, Direct and Indirect Charges.	11,36,520	57,011	11,93,531
* *Deduct* old maintenance charges saved to Government	16,214	4,040	20,254
Net Total ..	11,20,306	52,971	11,73,277
Balance, net revenue	7,34,747	9,136	7,73,883
Grand Total ..	18,85,053	62,107	19,47,160

* Direct—	RS.
Extensions and improvements ..	2,566
Maintenance and repairs ..	640
Establishment ..	689
Tools and plant ..	48
	3,943
Indirect ..	97
Total ..	4,040

No. 4.—Interest Account for and to end of 1916–1917.

	Amount.		Amount.
	RS.		RS.
Total interest charges to end of 1915–16 ..	6,01,133	Net revenue realized to end of 1915–16 ..	7,64,747
Total interest charges for the year 1916–17 ..	14,041	Net revenue realized during 1916–17	9,136
Balance net revenue	1,58,709		
Total ..	7,73,883	Total ..	7,73,883

CHEYERU ANICUT SYSTEM—*Canal Project.*

No. 5.—Account of Indirect Charges for and to end of 1916–1917.

Particulars.	Previous.	1916-1917.	Total.
	RS.	RS.	RS.
CAPITAL—			
Capitalization of abatement of land revenue	744	..	744
Leave and pension allowances	11,023	— 13	11,010
Total ..	11,767	— 13	11,754
REVENUE—			
Leave and pension allowances	29,556	1,709	31,265
Total ..	29,556	1,709	31,265
Grand Total ..	41,323	1,696	43,019

No. 6.—Statement comparing Charges to date with Sanctioned Estimates.

Particulars.	Charges against closed sanctions.			Current sanctions.			Total charges to date against old and current sanctions.	Remarks.	
	Expenditure against construction estimate.	Expenditure against open canal sanction.	Total.	Charges to date.	Amount of sanctioned estimate.	Unspent balance of estimate.		G.O. No. and date.	Amount of estimate.
Direct charges.	RS.	RS.	RS.	RS.	RS.	RS.	RS.		RS.
Works	3,20,865	26,194	3 47,059	..	14,000	14,000	3,47,059		
Establishment	73,542	5,104	78,646	..	5,220	3,220	78,646		
Tools and plant ..	.	..	.	..	..	..	..		
Suspense account ..	..	..	..	..	..	..	..		
Total ..	3,94,407	31,298	4,25,705	..	17,220	17,220	4,25,705	332 I., 12th June 1913.	14,000
Less—Receipts on capital account	..	..	..	..	..	..	..		
Net total ..	3,94,407	31,298	4,25,705	..	17,220	17,220	4,25,705		
Indirect charges.									
Capitalized abatement of land revenue	744	..	744	..	..	..	744		
Leave and pension allowances	10,296	714	11,010	..	..	..	11,010		
Total ..	11,040	714	11,754	..	..	..	11,754		
Grand Total ..	4,05,447	32,012	4,37,459	..	17,220	17,220	4,37,459		

TIRUKKŌYILŪR ANICUT SYSTEM—*Canal Project.*

No. 2.—Capital Account for and to end of 1916–1917.

Heads of account.	Direct Charges.			Cost of construction as now estimated (construction estimate closed in March 1895).	Expenditure against closed estimate.
	Previous.	1916–1917.	Total.		
I. Works—	Rs.	Rs.	Rs.	Rs.	Rs.
(1) *Head Works*—					
C. Works	1,23,263	...	1,23,263	1,23,263	1,23,263
Total ...	1,23,263	...	1,23,263	1,23,263	1,23,263
(2) *Main Canals and Branches*—					
B. Land	7,327	...	7,327	7,327	7,327
D. Regulators	9,304	...	9,304	9,304	9,304
E. Falls and weirs	12,786	...	12,786	12,786	12,786
F. River and hill torrent works ...	..	...	...	...	...
F. (1) Other cross drainage works ...	8,577	...	8,577	8,577	8,577
G. Bridges	1,453	...	1,453	1,453	1,453
H. Escapes	1,378	...	1,378	1,378	1,378
K. Buildings	1,970	...	1,970	1,970	1,970
L. Earthwork	1,06,858	...	1,06,858	1,06,858	1,06,858
N. Tanks and reservoirs	13,542	...	13,542	13,542	13,542
O. Miscellaneous	4,920	...	4,920	4,920	4,920
Total ...	1,68,115	...	1,68,115	1,68,115	1,68,115
(3) *Distributaries*—					
C. Works	8,904	...	8,904	8,904	8,904
L. Earthwork	1,588	...	1,588	1,588	1,588
O. Miscellaneous	...	...	...	...	...
Total ..	10,492	...	10,492	10,492	10,492
Total, Works ..	3,01,870	...	3,01,870	3,01,870	3,01,870
II. ESTABLISHMENT	64,889	...	64,889	64,889	64,889
III. TOOLS AND PLANT	...	...	...	...	...
Grand Total ...	3,66,759	...	3,66,759	3,66,759	3,66,759
Apportionment chargeable to 49. Irrigation.	33,500	...	33,500	...	...
Apportionment chargeable to 43. Irrigation—Provincial	3,33,259	...	3,33,259	...	...
	3,66,759	...	3,66,759	...	...

IRRIGATION BRANCH.

PUBLIC WORKS DEPARTMENT.

TIRUKKŌYILŪR ANICUT SYSTEM—*Canal Project.*

No. 3.—Revenue Account for and to end of 1916–1917.

Receipts.	Total. Previous.	1916–1917.	Total.
	RS.	RS.	RS.
I. DIRECT RECEIPTS—			
5. Receipts from plantations	17,345	442	17,787
6. Receipts from other canal produce ..	4,516	327	4,843
9. Rents of buildings ..	458	28	486
11. Miscellaneous ..	508	8	516
Total, Revenue realized in Public Works Department ..	22,827	805	23,632
Irrigation Revenue realized in Civil Department ..	14,43,101	44,822	14,87,923
Total, Direct Receipts ..	14,65,928	45,627	15,11,555
II. INDIRECT RECEIPTS—			
Share of Land Revenue collected in the Civil Department ..	1,41,202	3,362	1,44,564
Total, Public Works and Civil Departments, Revenue.	16,07,130	48,989	16,56,119
Total Receipts ..	16,07,130	48,989	16,56,119

Charges.	Total. Previous.	1916–1917.	Total
	RS.	RS.	RS.
I. EXTENSIONS AND IMPROVEMENTS—			
(1) Head works	4,275	..	4,275
(2) Main canals and branches ..	36,920	1,652	38,572
(3) Distributaries	50,151	65	50,216
(4) Drainage and protective works ..	20,015	..	20,015
Total ..	1,11,361	1,717	1,13,078
II. MAINTENANCE AND REPAIRS—			
(1) Head works	48,357	2,617	50,974
(2) Main canals and branches ..	1,64,255	6,005	1,70,260
(3) Distributaries	1,11,991	24	1,12,015
(4) Drainage and protective works ..	8,680	..	8,680
Add—Unclassifiable outlay ..	1,95,063	..	1,95,063
Total ..	5,28,346	8,646	5,36,992
Total, Extensions and Improvements and Maintenance and Repairs ..	6,39,707	10,363	6,50,070
IV. ESTABLISHMENT	1,71,473	4,631	1,76,104
V. TOOLS AND PLANT	263	..	263
VI. REFUNDS OF REVENUE	303	..	303
Total, Direct Charges ..	8,11,746	14,994	8,26,740
Share of collection charges in the Civil Department	79,216	2,409	81,625
Indirect Charges	24,218	653	24,901
Total, Direct and Indirect Charges.	9,15,210	18,056	9,33,266
* *Deduct*—Old maintenance charges saved to Government ..	24,942	6,214	31,156
Net Total ..	8,90,268	11,842	9,02,110
Balance, net revenue	7,16,862	37,147	7,54,009
Grand Total ..	16,07,130	48,989	16,56,119

* Direct—

	RS.
Extensions and improvements	1,972
Maintenance and repairs	2,960
Establishment	1,060
Tools and plant	74
Total ..	6,066
Indirect	148
Total, Direct and Indirect ..	6,214

No. 4.—Interest Account for and to end of 1916–1917.

	Amount.
	RS.
Total interest charges to end of 1915–1916 ..	4,60,292
Total interest charges for the year 1916–1917 ..	12,090
Balance, net revenue	2,81,627
Total ..	7,54,009

	Amount.
	RS.
Net revenue realized to end of 1915–1916 ..	7,16,862
Net revenue realized during 1916–1917 ..	37,147
Total ..	7,54,009

ADMINISTRATIVE ACCOUNTS FOR THE YEAR 1916-17.

MADRAS PRESIDENCY.

TIRUKKŌYILŪR ANICUT SYSTEM—*Canal Project.*

No. 5.—Account of Indirect Charges for and to end of 1916–1917.

Particulars.	Previous.	1916–1917.	Total.
	RS.	RS.	RS.
CAPITAL—			
Capitalization of abatement of Land Revenue ..	105	..	105
Leave and pension allowances	9,084	..	9,084
Total ..	9,189	..	9,189
REVENUE—			
Capitalization of abatement of Land Revenue ..	241	5	246
Leave and pension allowances	24,007	648	24,655
Total ..	24,248	653	24,901
Grand Total ..	33,437	653	34,090

No. 6.—Statement comparing Charges to date with Sanctioned Estimates.

Particulars.	Charges against closed sanctions. Expenditure against construction estimate.	Expenditure against open canal sanction.	Total.	Current sanctions. Charges to date.	Amount of sanctioned estimate.	Unspent balance of estimate.	Total charges to date against old and current sanctions.	Remarks. G.O. No. and date.	Amount of estimate.
Direct Charges.	RS.	RS.	RS.	RS.	RS.	RS.	RS.		
Works	2,01,591	1,00,279	3,01,870	..	..	..	3,01,870		
Establishment	46,361	18,528	64,889	..	..	..	64,889		
Tools and plant	..	..	..	..	..	..	..		
Suspense account	.	..	..	..	..	..	..		
Total ..	2,47,952	1,18,807	3,66,759	..	..	..	3,66,759		
Less—Receipts on Capital Account	..	..	..	..	..	..	..		
Net Total ..	2,47,952	1,18,807	3,66,759	..	..	..	3,66,759		
Indirect Charges.									
Capitalized abatement of Land Revenue	28	77	105	..	..	..	105		
Leave and pension allowances ..	6,490	2,594	9,084	..	..	..	9,084		
Total ..	6,518	2,671	9,189	..	..	..	9,189		
Grand Total ..	2,54,470	1,21,478	3,75,948	..	..	..	3,75,948		

SHATIATOPE ANICUT SYSTEM—*Canal Project.*

No. 2.—Capital Account for and to end of 1916–1917.

Heads of account.	Direct Charges. Previous.	1916–1917.	Total.	Cost of construction as now estimated (closed in 31st March 1895).	Expenditure against closed estimate.
	Rs.		Rs.	Rs.	Rs.
WORKS—					
(1) *Head Works*—					
C. Works	2,31,572	...	2,31,572	2,31,572	2,31,572
K. Buildings	4,819	...	4,819	4,819	4,819
Total ...	2,36,391	...	2,36,391	2,36,391	2,36,391
(2) *Main Canal and Branches*—					
A. Preliminary expenses—old outlay	4,420		4,420	4,420	4,420
B. Land	1,40,970	...	1,40,970	1,40,970	1,40,970
D. Regulators	52,334	...	52,334	52,334	52,334
E. Falls and weirs	82,248	...	82,248	82,248	82,248
F. River and hill torrent works	17,625	...	17,625	17,625	17,625
G. Bridges	30,975	...	30,975	30,975	30,975
H. Escapes	2,599	...	2,599	2,599	2,599
I. Navigation works ...	11,236	..	11,236	11,236	11,236
K. Buildings	8,176	...	8,176	8,176	8,176
L. Earthwork	1,73,253	...	1,73,253	1,73,253	1,73,253
N. Tanks and reservoirs ..	13,196	...	13,196	13,196	13,196
O. Miscellaneous	4,950	...	4,950	4,950	4,950
Total ...	5,41,982	...	5,41,982	5,41,982	5,41,982
(3) *Distributaries*—					
B. Land	1,770	...	1,770	1,770	1,770
C. Works	20,439	...	20,439	20,439	20,439
L. Earthwork	6,512	...	6,512	6,512	6,512
O. Miscellaneous	3,312	...	3,312	3,312	3,312
Total ...	32,033	...	32,033	32,033	32,033
Total, Works ...	8,10,406	...	8,10,406	8,10,406	8,10,406
II. ESTABLISHMENT	1,04,724	...	1,04,724	1,04,724	1,04,724
III. TOOLS AND PLANT	115	...	115	115	115
Grand Total ...	9,15,245	...	9,15,245	9,15,245	9,15,245
Apportionment—					
Chargeable to 49. Irrigation ...	5,03,811	...	5,03,811	...	...
Do. 43. do. Provincial	4,07,014	...	4,07,014	..	...
Chargeable to 35. Provincial—Irrigation Works—Imperial.	4,420	...	4,420	...	...
	9,15,245	...	9,15,245	...	...

SHATIATOPE ANICUT SYSTEM—*Canal Project.*

No. 3.—Revenue Account for and to end of 1916–1917.

Receipts.	Total. Previous.	1916–1917.	Total.
	RS.	RS.	RS.
I. DIRECT RECEIPTS—			
5. Receipts from plantations	8,859	787	9,646
6. Receipts from other canal produce ..	3,523	55	3,578
9. Rents of buildings ..	369	64	433
10. Fines	4	..	4
11. Miscellaneous ..	169	20	189
Total, Revenue realized in Public Works Department	12,924	926	13,850
Irrigation Revenue realized in Civil Department	35,83,868	96,902	36,80,770
Total, Direct Receipts ..	35,96,792	97,828	36,94,620
II. INDIRECT RECEIPTS—			
Share of land revenue collected in the Civil Department ..	10,17,451	15,209	10,32,660
Total, Public Works and Civil Departments Revenue.	46,14,243	1,13,037	47,27,280
Total, Receipts ..	46,14,243	1,13,037	47,27,280

Charges.	Total. Previous.	1916–1917.	Total.
	RS	RS.	RS.
I. EXTENSIONS AND IMPROVEMENTS—			
(1) Head works	3,553	210	3,763
(2) Main canals and branches ..	25,642	346	25,988
(3) Distributaries	24,481	..	24,481
(4) Drainage and protective works ..	158	..	158
Add—Unclassifiable outlay	21,316	..	21,316
Total ..	75,150	556	75,706
II. MAINTENANCE AND REPAIRS—			
(1) Head works	57,995	2,322	60,317
(2) Main canals and branches ..	1,85,165	16,506	2,01,671
(3) Distributaries	89,377	..	89,377
(4) Drainage and protective works ..	206	662	868
Add—Unclassifiable outlay	2,87,678	..	2,87,678
Total ..	6,20,421	19,490	6,38,911
Total, Extensions and Improvements and Maintenance and Repairs ..	6,95,571	20,046	7,15,617
IV. ESTABLISHMENT	2,07,015	9,912	2,16,927
V. TOOLS AND PLANT	438	..	438
VI. REFUNDS OF REVENUE	180	67	247
Total, Direct Charges ..	9,03,204	30,025	9,33,229
Share of collection charges in the Civil Department	2,30,066	5,606	2,35,672
Indirect charges	29,359	1,388	30,747
Total, Direct and Indirect Charges.	11,62,629	37,019	11,99,648
**Deduct*—Old maintenance charges saved to Government	8,316	2,072	10,388
Total ..	11,54,313	34,947	11,89,260
Balance, net revenue	34,59,930	78,090	35,38,020
Grand Total ..	46,14,243	1,13,037	47,27,280

* Direct—

	RS.
Extensions and improvements	64
Maintenance and repairs..	1,580
Establishment..	354
Tools and plant..	25
	2,023
Indirect	49
	2,072

No. 4.—Interest Account for and to end of 1916–1917.

	Amount.		Amount.
	RS.		RS.
Total interest charges to end of 1915–16 ..	4,05,177	Net revenue realized to end of 1915–16 ..	34,59,930
Total interest charges for the year 1916–17 ..	30,170	Net revenue realized during 1916–17	78,090
Balance net revenue	31,02,673		
Total ..	35,38,020	Total ..	35,38,020

SHATIATOPE ANICUT SYSTEM.—*Canal Project.*

No. 5.—Account of Indirect Charges for and to end of 1916–1917.

Particulars.	Previous.	1916–1917.	Total.
	RS.	RS.	RS.
CAPITAL—			
Capitalized abatement of land revenue	42,609	..	42,609
Leave and pension allowances	14,662	..	14,662
Total ..	57,271	..	57,271
REVENUE—			
Capitalized abatement of land revenue	379	..	379
Leave and pension allowances	28,980	1,388	30,368
Total ..	29,359	1,388	30,747
Grand total ..	86,630	1,388	88,018

No. 6.—Statement comparing Charges to date with Sanctioned Estimates.

Particulars.	Charges against closed Sanctions.			Current Sanctions.			Total charges to date against old and current sanctions.	Remarks.	
	Expenditure against construction estimate.	Expenditure against open canal sanction.	Total.	Charges to date.	Amount of sanctioned estimate.	Unspent balance of estimate.		G.O. No. and date.	Amount of estimate.
Direct Charges.	RS.	RS.	RS				RS.		
Works	1,09,182	7,01,224	8,10,406	..	..	..	8,10,406		
Establishment ..	24,702	80,022	1,04,724	..	..	..	1,04,724		
Tools and plant ..	..	115	115	..	..	..	115		
Suspense account ..	..	..	..	..	..	..	..		
Total ..	1,33,884	7,81,361	9,15,245	..	..	..	9,15,245		
Less—Receipts on Capital account.	..	..	..	..	..	..	..		
Net total ..	1,33,884	7,81,361	9,15,245	..	..	..	9,15,245		
Indirect Charges.									
Capitalized abatement of land revenue.	..	42,609	42,609	..	..	..	42,609		
Leave and pension allowances.	3,457	11,205	14,662	..	..	..	14,662		
Total ..	3,457	53,814	57,271	..	..	..	57,421		
Grand total ..	1,37,341	8,35,175	9,72,516	..	..	..	9,72,516		

LOWER COLEROON ANICUT SYSTEM—*Canal Project.*

No. 2.—Capital Account for and to end of 1916–1917.

Heads of account.	Direct Charges.			Cost of construction as now estimated. Construction estimate closed on 30th June 1903.	Expenditure against closed estimate.
	Previous.	1916–1917.	Total.		
	RS.	RS	RS.	RS.	RS.
I. WORKS—					
(1) Head Works—					
C. Works	10,39,467	10,22 741	10,39,467	10,39,467	10,39,467
K. Buildings	7,572	7,572	7,572	7,572	7,572
L. Earthwork	..	..	..	..	..
O. Miscellaneous	— 108	—108	— 108	— 108	— 108
Total ..	10,46,931	10,30,205	10,46,931	10,46,931	10,46,931
(2) Main Canals and Branches—					
A. Preliminary expenses	3,089	3,089	3,089	3,089	3,089
B. Land	25,161	25,161	25,161	25,161	25,161
C. Works	..	..	..	..	..
D. Regulators	51,822	51,822	51,822	51,822	51,822
E. Falls and weirs	13,410	13,410	13,410	13,410	13,410
F. (1) Other cross drainage works ..	8,062	8,062	8,062	8,062	8,062
G. Bridges	12,363	12,363	12,363	12,363	12,363
K. Buildings	2,218	2,218	2,218	2,218	2,218
L. Earthwork	1,71,126	1,71,126	1,71,126	1,71,126	1,71,126
N. Tank and reservoirs	4,515	4,515	4,515	4,515	4,515
O. Miscellaneous	4,816	4,816	4,816	4,816	4,816
Total ..	2,96,582	2,96,582	2,96,582	2,96,582	2,96,582
(3) Distributaries—					
B. Land	5,008	5,008	5,008	5,008	5,008
C. Works	25,575	25,575	25,575	25,575	25,575
L. Earthwork	1,012	1,012	1,012	1,012	1,012
Total ..	31,595	31,595	31,595	31,595	31,595
(4) Drainage and Protective Works—					
B. Land	37,013	37,013	37,013	37,013	37,013
C. Works	57,045	57,045	57,045	57,045	57,045
L. Earthwork	76,522	76,522	76,522	76,522	76,522
O. Miscellaneous	1,329	1,329	1,329	1,329	1,329
Total ..	1,71,909	1,71,909	1,71,909	1,71,909	1,71,909
Provision for unforeseen works	..	..	..	..	..
Total, Works ..	15,47,017	15,30,291	15,47,017	15,47,017	15,47,017
II. ESTABLISHMENT	3,08,521	3,04,925	3,08,521	3,08,521	3,08,521
III. TOOLS AND PLANT	14,059	14,059	14,059	14,059	14,059
Grand Total ..	18,69,597	18,49,275	18,69,597	18,69,597	18,69,597
Apportionment—					
Chargeable to 49. Irrigation	3,79,992	3,59,670	3,79,992	..	..
Chargeable to 43. Irrigation—Provincial.	14,89,605	14,89,605	14.89,605	..	..
Total ..	18,69,597	18,49,275	18,69,597	..	..

IRRIGATION BRANCH.

PUBLIC WORKS DEPARTMENT.

LOWER COLEROON ANICUT SYSTEM—*Canal Project.*

No. 3.—Revenue Account for and to end of 1916–1917.

Receipts.	Total. Previous.	1916–1917.	Total.
	RS.	RS.	RS.
I. DIRECT RECEIPTS—			
5. Receipts from plantations ..	17,003	1,138	18,141
6. Receipts from other canal produce ..	24,422	339	24,761
9. Rents of buildings.	1,046	171	1,217
11. Miscellaneous ..	1,870	25	1,895
Total, Revenue realized in Public Works Department	44,341	1,673	46,014
Irrigation revenue realized in Civil Department ..	1,27,44,893	2,42,864	1,29,87,757
Total, Direct Receipts ..	1,27,89,234	2,44,537	1,30,33,771
II. INDIRECT RECEIPTS—			
Share of land revenue collected in the Civil Department ..	32,18,108	51,510	32,69,618
Total, Public Works and Civil Departments, Revenue	1,60,07,342	2,96,047	1,63,03,389
Total, Receipts ..	1,60,07,342	2,96,047	1,63,03,389

Charges.	Total. Previous.	1916–1917.	Total.
	RS.	RS.	RS.
I. EXTENSIONS AND IMPROVEMENTS—			
(1) Head works	1,68,472	..	1,68,472
(2) Main canals and branches ..	86,121	8,935	95,056
(3) Distributaries	39,643	802	40,445
(4) Drainage and protective works..	2,074	..	2,074
Add—Unclassifiable outlay ..	24,873	..	24,873
Total ..	3,21,183	9,737	3,30,920
II. MAINTENANCE AND REPAIRS—			
(1) Head works	1,35,906	3,035	1,38,941
(2) Main canals and branches ..	4,42,559	31,050	4,73,609
(3) Distributaries	2,78,610	607	2,79,217
(4) Drainage and protective works.	8,233	63	8,296
Add—Unclassifiable outlay ..	4,82,053	..	4,82,053
Total ..	13,47,361	34,755	13,82,116
Total, Extensions and Improvements and Maintenance and Repairs ..	16,68,544	44,492	17,13,036
IV. ESTABLISHMENT	4,95,791	21,802	5,17,593
V. TOOLS AND PLANT	839	..	839
VI. REFUNDS OF REVENUE	107	113	220
Total, Direct Charges ..	21,65,281	66,407	22,31,688
Share of collection charges in the Civil department	7,98,151	14,719	8,12,870
Indirect charges	81,190	3,082	84,272
Total, Direct and Indirect Charges ..	30,44,622	84,208	31,28,830
* *Deduct*—Old maintenance charges saved to Government	36,819	9,173	45,992
Net Total ..	30,07,803	75,035	30,82,838
Balance, net revenue	1,29,99,539	2,21,012	1,32,20,551
Grand Total ..	1,60,07,342	2,96,047	1,63,03,389

* Direct—

	RS.
Extensions and improvements	2,427
Maintenance and repairs	4,853
Establishment	1,565
Tools and plant	109
	8,954
In direct	219
Total ..	9,173

ADMINISTRATIVE ACCOUNTS FOR THE YEAR 1916-17.

MADRAS PRESIDENCY

LOWER COLEROON ANICUT SYSTEM—*Canal Project.*

No. 4.—Interest Account for and to end of 1916–1917.

	Amount.		Amount.
	RS.		RS.
Total interest charges to end of 1915-1916 ..	17,50,913	Net revenue realized to end of 1915–1916 ..	1,29,99,539
Total interest charges for the year 1916–1917 ..	61,629	Net revenue realized during 1916–1917.. ..	2,21,012
Balance net revenue	1,14,08,009		
Total ..	1,32,20,551	Total ..	1,32,20,551

No. 5.—Account of Indirect Charges for and to end of 1916–1917.

Particulars.	Previous.	1916–1917.	Total.
	RS.	RS.	RS.
CAPITAL—			
Capitalization of abatement of land revenue	27,884	184	28,068
Leave and pension allowances	43,191	..	43,191
Total ..	71,075	184	71,259
REVENUE—			
Capitalization of abatement of land revenue	11,781	30	11,811
Leave and pension allowances	69,409	3,052	72,461
Total ..	81,190	3,082	84,272
Grand total ..	1,52,265	3,266	1,55,531

No. 6.—Statement comparing Charges to date with Sanctioned Estimates.

Particulars.	Charges against closed sanctions. Expenditure against construction estimate.	Expenditure against open canal sanction.	Total.	Current sanctions. Charges to date.	Amount of sanctioned estimate.	Unspent balance of estimate.	Total charges to date against old and current sanctions.	Remarks. G.O. No. and date.	Amount of estimate.
Direct charges.	RS.	RS.	RS.	RS.	RS.	RS.	RS.		
Works	10,67,518	4,79,499	15,47,017	..	..	..	15,47,017		
Establishment ..	2,32,629	75,892	3,08,521	..	..	..	3,08,521		
Tools and plant ..	14,059	..	14,059	..	..	..	14,059		
Suspenses account..	..	..	..	..	..	..	..		
Total ..	13,14,206	5,55,391	18,69,597	..	..	..	18,69,597		
Less—Receipts on Capital Account.	..	..	..	..	..	..	..		
Net total ..	13,14,206	5,55,391	18,69,597	..	..	..	18,69,597		
Indirect charges.									
Capitalized abatement of land revenue.	10,946	17,122	28,068	..	..	..	28,068		
Leave and pension allowances.	32,568	10,623	43,191	..	..	..	43,191		
Total ..	43,514	27,745	71,259	..	..	..	71,259		
Grand total ..	13,57,720	5,83,136	19,40,856	..	..	..	19,40,856		

IRRIGATION BRANCH.

PUBLIC WORKS DEPARTMENT.

TOLUDUR PROJECT—*Tank Project.*

No. 2.—Capital Account for and to end of 1916–1917.

Heads of account.	Direct Charges. Previous.	1916–1917.	Total.	Cost of construction as now estimated.	Expenditure against closed estimate.
1	2	3	4	5	6
	RS.	RS.	RS.	RS.	
I. WORKS—					
(1) *Head Works*—					
A. Preliminary expenses	3,877	3,541	7,418	15,080	..
B. Land	58,007	2,976	60,983	74,960	..
C. Works	85,035	58,415	1,43,450	3,13,850	..
K. Buildings	15,522	823	16,345	8,000	..
L. Earthwork	96,180	84,825	1,81,005	9,36,290	..
O. Miscellaneous	2,563	1,141	3,704	11,700	..
P. Maintenance	280	195	475	5,000	..
Total ..	2,61,464	1,51,916	4,13,380	13,64,880	..
(2) *Main Canals and Branches*—					
A. Preliminary expenses	777	350	1,127	2,245	..
B. Land	..	37,821	37 821	45,780	..
C. Works	..	..	..	85,370	..
D. Regulators	..	..	..	..	..
F. Rivers and hill torrents	..	..	..	..	..
F. (1) Other cross drainage works ..	..	..	..	..	..
G. Bridges	..	..	..	..	..
K. Buildings	..	..	..	..	..
L. Earthwork	..	..	..	..	..
O. Miscellaneous	..	..	..	73,940	..
P. Maintenance	..	..	..	2,300	..
Total ..	777	38,171	38,948	2,14,635	..
(3) *Distributaries*—					
A. Preliminary expenses	..	795	795	675	..
B. Land	..	8,413	8,413	12,500	..
C. Works	..	..	..	50,000	..
L. Earthwork	..	..	..	..	..
O. Miscellaneous	..	..	..	..	..
P. Maintenance	..	..	..	..	..
Total ..	..	9,208	9,208	63,175	..
Provision for unforeseen works ..	3,391	—3,391	..	10,000	..
Total Works ..	2,65,632	1,95,904	4,61,536	16,52,690	..
II. ESTABLISHMENT	38,325	21,760	60,091	3,22,811	..
III. TOOLS AND PLANT	2,99,326	7,212	3,06,538	22,499	..
(*a*) Grand Total ..	6,03,283	2,24,882	8,28,165	19,98,000	..
V. *Less*—Receipts on capital account ..	280	875	1,155	.	
(*a*) Net Total ..	6,03,003	2,24,007	8,27,010	19,98,000	

(*a*) Chargeable to "49. Major Irrigation Works."

No. 4.—Interest Accounts for and to end of 1916–1917.

	Amount.		Amount.
	RS.		RS.
Total interest charges to end of 1915–1916 ..	22,946	Net revenue realized to end of 1915–1916 ..	..
Total interest charges for the year 1916–1917.	23,570	Net revenue realized during 1916–1917 ..	..
		Balance net interest charges	46,516
Total ..	46,516	Total ..	46,516

DMINISTRATIVE ACCOUNTS FOR THE YEAR 1916-17.

MADRAS PRESIDENCY.

TOLUDUR PROJECT—*Tank Project.*

No. 5.—Account of Indirect Charges for and to end of 1916-1917.

Particulars.	Previous.	1916–1917.	Total.
	RS.	RS.	RS.
CAPITAL—			
Capitalization of abatement of land revenue	1,48,989	323	1,49,312
Leave and pension allowances	5,365	3,047	8,412
Total ..	1,54,354	3,370	1,57,724
REVENUE—			
Capitalization of abatement of land revenue	..	..	..
Leave and pension allowances	..	..	..
Total ..	..	..	..
Grand Total ..	1,54,354	3,370	1,57,724

No. 6.—Statement comparing Charges to date with Sanctioned Estimates.

Particulars.	Charges against closed sanctions. Expenditure against construction estimate.	Expenditure against open canal sanction.	Total.	Current sanctions. Charges to date.	Amount of sanctioned estimate.	Unspent balance of estimate.	Total charges to date against old and current sanctions.	Remarks. G.O. No. and Date.	Amount of estimate.
Direct Charges.					RS.	RS.	RS.		RS.
Works	..	..	..	4,61,536	16,52,690	11,91,154	4,61,536	137 I., dated 23rd March 1914	
Establishment ..	..	..	..	60,091	3,22,811	2,62,720	60,091	Direct	19,98,000
Tools and plant ..	..	..	..	3,06,538	22,499	2,84,039	3,06,538	Interest ..	1,35,200
Suspense account ..	..	.	..	..	..	..	..		
Total ..	..	..	..	8,28,165	19,98,000	11,69,835	8,28,165		
Less—Receipts on Capital Account.	..	..	..	1,155	..	—1,155	1,155		
Net Total ..	..	..	..	8,27,010	19,98,000	11,70,990	8,27,010		
Indirect Charges.									
Capitalized abatement of land revenue.	..	..	..	1,49,312	90,000	—59,312	1,49,312		
Leave and pension allowances.	..	..	..	8,412	45,200	36,788	8,412		
Total ..	..	..	.	1,57,724	1,35,200	—22,524	1,57,724		
Grand Total ..	..	..	..	9,84,734	21,33,200	11,48,466	9,84,734		

IRRIGATION BRANCH. PUBLIC WORKS DEPARTMENT.

CAUVERY DELTA SYSTEM—*Canal Project.*

No. 2.—Capital Account for and to end of 1916–1917.

Heads of account.	Direct Charges. Previous.	1916–1917.	Total.	Cost of construction as now estimated (construction estimate closed on 31st March 1889).	Expenditure against closed estimate.
	Rs.	Rs.	Rs.	Rs.	Rs.
I. WORKS—					
(1) *Head Works*—					
C. Works	9,73,998	...	9,73,998	9,73,598	9,73,598
K. Buildings	12,408	...	12,408	12,408	12,408
Total ...	9,86,406	...	9,86,406	9,86,006	9,86,006
(2) *Main Canals and Branches*—					
B. Land	73,256	...	73,256	73,756	73,256
D. Regulators	6,61,055	10,034	6,71,089	7,21,776	6,63,036
F. (1) Other cross drainage works.	31,305	...	31,305	31,305	31,305
K. Buildings	21,143	...	21,143	20,154	20,154
L. Earthwork	56,832	...	56,832	60,632	56,832
O. Miscellaneous	693	...	693	1,253	693
Total ...	8,44,284	10,034	8,54,318	9,08,876	8,45,276
(3) *Distributaries*—					
B. Land	28,008	2,847	30,855	19,317	7,159
C. Works	1,32,509	1,255	1,33,764	1,36,942	1,14,298
L. Earthwork	24,955	10,923	35,878	38,017	8,889
O. Miscellaneous	2,807	−4,519	−1,712	3,207	2,807
Total ...	1,88,279	10,506	1,98,785	2,07,483	1,33,153
(4) *Drainage and Protective Works*—					
B. Land	13,941	...	13,941	35,236	13,941
C. Works	2,39,602	24,495	2,64,097	2,89,461	2,27,474
L. Earthwork	2,10,054	5,803	2,15,857	2,34,421	1,83,813
O. Miscellaneous	33,426	...	33,426	34,666	33,426
Total ...	4,97,023	30,298	5,27,321	5,93,784	4,58,654
Provision for unforeseen works ...	..	...	...	...	...
Total outlay on current sanctions ...	25,15,992	50,838	25,66,830	26,96,149	24,23,089
Old outlay	7,76,216	...	7,76,216	7,76,216	7,76,216
Total, Works ..	32,92,208	50,838	33,43,046	34,72,365	31,99,305
II. ESTABLISHMENT	6,92,532	6,756	6,99,288	7,30,484	6,80,133
III. TOOLS AND PLANT	95,901	...	95,901	95,901	95,901
Grand Total ..	40,80,641	57,594	41,38,235	42,98,750	39,75,339
V *Less*—RECEIPTS ON CAPITAL ACCOUNT.	1,985		1,985	1,985	1,985
(*a*) Net Total ...	40,78,656	57,594	41,36,250	42,96,765	39,73,354

(*a*) Chargeable to "49. Irrigation."

ADMINISTRATIVE ACCOUNTS FOR THE YEAR 1916-17. **MADRAS PRESIDENCY.**

CAUVERY DELTA SYSTEM—*Canal Project.*

No. 3.—Revenue Account for and to end of 1916–1917.

Receipts.	Total. Previous.	1916–1917.	Total.
	RS.	RS.	RS.
I. DIRECT RECEIPTS—			
5. Receipts from plantations ..	97,696	3,447	1,01,143
6. Receipts from other canal produce	76,452	832	77,284
9. Rents of buildings.	6,631	558	7,189
10. Fines	291	..	291
11. Miscellaneous ..	22,541	189	22,730
Total, Revenue realized in Public Works Department	2,03,611	5,026	2,08,637
Irrigation Revenue realized in Civil Department	3,68,72,846	8,13,918	3,76,86,764
Total, Direct Receipts ..	3,70,76,457	8,18,944	3,78,95,401
II. INDIRECT RECEIPTS—			
Share of land revenue collected in the Civil Department ..	72,79,217	1,18,072	73,97,289
Total, Public Works and Civil Departments, Revenue	4,43,55,674	9,37,016	4,52,92,690
Total, Receipts ..	4,43,55,674	9,37,016	4,52,92,690

Charges.	Total. Previous.	1916–1917.	Total.
	RS.	RS.	RS.
I. EXTENSIONS AND IMPROVEMENTS—			
(1) Head works	70,525	16	70,541
(2) Main canals and branches ..	2,37,107	1,916	2,39,023
(3) Distributaries	5,59,036	33,033	5,92,069
(4) Drainage and protective works.	1,80,047	6,677	1,86,724
Add—Unclassifiable outlay.. ..	35,651	..	35,651
Total ..	10,82,366	41,642	11,24,008
II. MAINTENANCE AND REPAIRS—			
(1) Head works	3,58,081	3,435	3,61,516
(2) Main canals and branches ..	14,84,802	74,013	15,58,815
(3) Distributaries	16,27,817	26,643	16,54,460
(4) Drainage and protective works.	5,43,397	17,071	5,60,468
Add—Unclassifiable outlay ..	36,26,896	..	36,26,896
Total ..	76,40,993	1,21,162	77,62,155
Total, Extensions and Improvements and Maintenance and Repairs ..	87,23,359	1,62,804	88,86,163
IV. ESTABLISHMENT	37,06,420	72,639	37,79,059
V. TOOLS AND PLANT	1,45,892	−325	1,45,567
VI. REFUNDS OF REVENUE	1,296	4	1,300
Total, Direct charges ..	1,25,76,967	2,35,122	1,28,12,089
Share of collection charges in the Civil Department	25,50,342	46,600	25,96,942
Indirect charges	6,31,991	10,233	6,42,224
Total, Direct and Indirect charges ..	1,57,59,300	2,91,955	1,60,51,255
Deduct—Old maintenance charges saved to Government ..	1,10,50,812	1,33,128	1,11,83,940
Net Total ..	47,08,488	1,58,827	48,67,315
Balance, net revenue ..	3,96,47,186	7,78,189	4,04,25,375
Grand Total ..	4,43,55,674	9,37,016	4,52,92,690

	RS.
* Direct—	
Maintenance and Repairs	1,05,634
Establishment	22,713
Tools and Plant	1,608
Total	1,29,948
Indirect	3,180
Total, Direct and Indirect ..	1,33,128

No. 4.—Interest Account for and to end of 1916–1917.

	Amount.		Amount.
	RS.		RS.
Total interest charges to end of 1915–1916 ..	40,57,473	Net revenue realised to end of 1915–1916 ..	3,96,47,186
Total interest charges for the year 1916–1917 ..	1,35,398	Net revenue realised during 1916–1917 ..	7,78,189
Balance net revenue	3,62,32,504		
Total ..	4,04,25,375	Total ..	4,04,25,375

CAUVERY DELTA SYSTEM—*Canal Project.*

No. 5.—Account of Indirect Charges for and to end of 1916-1917.

Particulars.	Previous.	1916-1917.	Total.
	RS.	RS.	RS.
Capital—			
Capitalization of abatement of land revenue	78,854	..	78,854
Leave and pension allowances	1,11,067	946	1,12,013
Total ..	1,89,921	946	1,90,867
REVENUE—			
Capitalization of abatement of land revenue	14,762	64	14,826
Leave and pension allowances	6,17,229	10,169	6,27,398
Total ..	6,31,991	10,233	6,42,224
Grand total ..	8,21,912	11,179	8,33,091

No. 6.—Statement comparing Charges to date with Sanctioned Estimates.

Particulars.	Charges against closed Sanctions.			Current Sanctions.			Total charges to date against old and current sanctions.	Remarks.	
	Expenditure against construction estimate.	Expenditure against open canal sanctions.	Total.	Charges to date.	Amount of sanctioned estimate.	Unspent balance of estimate.		G.O. No. and date.	Amount of estimate.
Direct charges.	RS.	RS.	RS.	RS.	RS.	RS	RS.		RS.
Works	13,07,547	18,91,758	31,99,305	1,43,741	2,73,060	1,29,319	33,43,046	175 I., 7th June 1910.	1,200
Establishment ..	3,07,377	3,72,756	6,80,133	19,155	50,351	31,196	6,99,288	155 I., 7th Mar. 1913.	2,370
Tools and plant ..	40,659	55,242	95,901	..	..	..	95,901	414 I., 18th July 1913.	18,200
Suspense account ..	..	..	..	..	..	..	..	487 I., 27th Aug. 1913.	53,000
Total ..	16,55,583	23,19,756	39,75,339	1,62,896	3,23,411	1,60,515	41,38,235	620 I., 3rd Dec. 1914.	7,500
								50 I., 26th Jan. 1915.	3,550
								453 I., 30th Sep. 1915.	1,020
								104 I., 4th Mar. 1916	65,910
Less—Receipts on Capital account.	1,985	..	1,985	..	..	..	1,985	252 I., 19th May 1915.	1,750
								285 I., 7th June 1915.	4,230
Net Total ..	16,53,598	23,19,756	39,73,354	1,62,896	3,23,411	1,60,515	41,36,250	509 I., 19th Nov. 1915.	16,000
								429 I., 14th Sep. 1915.	11,000
								37 I., 20th Jan. 1917.	35,300
								601 I., 21st Dec. 1916.	2,230
								231 I., 23rd May 1916.	8,400
Indirect charges.								283 I., 30th June 1916.	2,700
								3 I., 6th Jan. 1917.	12,500
Capitalized abatement of land revenue ..	66,184	10,101	76,285	2,569	..	−2,569	78,854	234 I., 26th May 1916.	2,170
								555 I., 5th Dec. 1916.	2,980
Leave and pension allowances ..	57,144	52,187	1,09,331	2,682	..	−2,682	1,12,013	332 I., 2nd August 1916.	12,300
								456 I., 4th Oct. 1915.	7,150
Total ..	1,23,328	62,288	1,85,616	5,251	..	− 5,251	1,90,867	366 I., 25th August 1916.	1,600
Grand Total ..	17,76,926	23,82,044	41,58,970	1,68,147	3,23,411	1,55,264	43,27,117	Total ..	2,73,060

PERIYAR SYSTEM—*Tank Project.*

No. 2.—Capital Account for and to end of 1916-1917.

Heads of account.	Direct Charges.			Amount of construction as now estimated (construction estimate closed on 31st March 1897).	Expenditure against closed estimate.
	Previous.	1916-1917.	Total.		
	RS.	RS.	RS.	RS.	RS.
I. WORKS—					
(1) *Head Works*—					
A. Preliminary expenses	87,181	..	87,181	87,181	87,181
B. Land	69,057	..	69,057	69,057	69,057
C. Works	43,06,470	4,439	43,10,909	43,11,540	42,44,840
K. Buildings	3,18,813	..	3,18,813	3,19,304	3,19,304
L. Earthwork	1,83,154	..	1,83,154	1,82,663	1,82,663
O. Miscellaneous	1,83,487	..	1,83,487	1,83,487	1,83,487
P. Maintenance	74,692	..	74,692	74,692	74,692
Total ..	52,22,854	4,439	52,27,293	52,27,924	51,61,224
(2) *Main Canals and Branches*—					
A. Preliminary expenses	24,650	..	24,650	24,650	24,650
B. Land	78,581	..	78,581	78,581	78,581
C. Masonry works	1,75,769	..	1,75,769	1,75,769	1,75,769
D. Regulators	86,703	..	86,703	86,703	86,703
E. Falls and weirs	20,759	..	20,759	20,759	20,759
F. (1) Other cross drainage works ..	3,91,289	..	3,91,289	3,91,289	3,91,289
G. Bridges	72,797	.	72,797	72,797	72,797
H. Escapes	2,416	..	2,416	2,416	2,416
K. Buildings	33,042	..	33,042	33,042	33,042
L. Earthwork	5,71,271	..	5,71,271	5,71,271	5,71,271
O. Miscellaneous	21,211	..	21,211	21,211	21,211
P. Maintenance	85,862	..	85,862	85,862	85,862
Total ..	15,64,350	..	15,64,350	15,64,350	15,64,350
(3) *Distributaries*—					
A. Preliminary expenses	10,734	..	10,734	10,734	10,734
B. Land	90,224	..	90,224	90,243	90,166
C. Works	3,47,270	4,613	3,51,883	3,57,052	3,49,297
D. Regulators	22,401	..	22,401	22,401	22,401
E. Falls and weirs	86,260	..	86,260	86,260	86,260
F. (1) Other cross drainage works ..	31,701	..	31,701	31,701	31,701
G. Bridges	20,208	..	20,208	20,208	20,208
K. Buildings	6,624	..	6,624	7,050	7,050
L. Earthwork	3,98,971	2,430	4,01,401	4,01,940	4,01,402
O. Miscellaneous	26,953	..	26,953	26,531	26,531
P. Maintenance	22,858	..	22,858	22,858	22,858
Total ..	10,64,204	7,043	10,71,247	10,76,978	10,68,608
(4) *Drainage and Protective works*—					
B. Land	16,179	..	16,179	16,179	16,179
C. Works	1,033	..	1,033	1,033	1,033
L. Earthwork	13,272	..	13,272	13,272	13,272
O. Miscellaneous	3,882	..	3,882	3,882	3,882
Total ..	34,366	..	34,366	34,366	34,366
Provision for unforeseen works ..	..	..	..	..	..
Total, Works ..	78,85,774	11,482	78,97,256	79,03,618	78,28,548
II. ESTABLISHMENT	16,43,805	1,293	16,45,098	16,49,501	16,34,100
III. TOOLS AND PLANT	7,66,782	..	7,66,782	7,66,782	7,66,782
Grand Total ..	1,02,96,361	12,775	1,03,09,136	1,03,19,901	1,02,29,430
V. *Less*—RECEIPTS ON CAPITAL ACCOUNT ..	14,997	..	14,997	14,997	14,997
(*a*) Net Total ..	1,02,81,364	12,775	1,02,94,139	1,03,04,904	1,02,14,433

(*a*) Chargeable to "49. Irrigation."

PERIYAR SYSTEM—*Tank Project.*

No. 3.—Revenue Account for and to end of 1916–1917.

Receipts.	Total. Previous.	Total. 1916–1917.	Total. Total.
	RS.	RS.	RS.
I. DIRECT RECEIPTS—			
4. Water supply of towns	615	..	615
5. Receipts from plantations ..	8,679	847	9,526
6. Receipts from other canal produce	64,509	5,212	69,721
8. Receipts from navigation ..	6,777	537	7,314
9. Rents of buildings..	7,142	559	7,701
10. Fines	80	..	80
11. Miscellaneous ..	11,865	8,499	20,364
Total, Revenue realized in the Public Works Department	99,697	15,654	1,15,351
Irrigation revenue realized in Civil Department ..	86,32,281	5,04,587	91,36,868
Total, Direct Receipts ..	87,31,978	5,20,241	92,52,219
II. INDIRECT RECEIPTS—			
Share of land revenue collected in the Civil Department ..	6,64,677	44,026	7,08,703
Total, Public Works and Civil Departments, Revenue	93,96,655	5,64,267	99,60,922
Total, Receipts ..	93,96,655	5,64,267	99,60,922

Charges.	Total. Previous.	Total. 1916–1917.	Total. Total.
	RS.	RS.	RS.
I. EXTENSIONS AND IMPROVEMENTS—			
(1) Head works	43,261	2,350	45,611
(2) Main canals and branches ..	21,177	194	21,371
(3) Distributaries	1,98,665	4,164	2,02,829
(4) Drainage and protective works ..	16,924	..	16,924
Total ..	2,80,027	6,708	2,86,735
II. MAINTENANCE AND REPAIRS—			
(1) Head works	1,90,701	6,287	1,96,988
(2) Main canals and branches ..	2,34,945	18,030	2,52,975
(3) Distributaries	3,83 614	27,324	4,10,938
(4) Drainage and protective works ..	7,038	..	7,038
Total ..	8,16,298	51,641	8,67,939
III. COMPENSATION—	8,75,293	42,965	9,18,258
Total, Extensions and Improvements and Maintenance and Repairs ..	19,71,618	1,01,314	20,72,932
IV. ESTABLISHMENT	7,24,275	42,851	7,67,126
V. TOOLS AND PLANT	71,205	3,612	74,817
VI. REFUNDS OF REVENUE	906	24	930
Total, Direct Charges ..	27,68,004	1,47,801	29,15,805
Share of collection charges in the Civil Department	4,42,021	25,821	4,67,842
Indirect charges	1,22,744	9,271	1,32,015
Total, Direct and Indirect Charges ..	33,32,769	1,82,893	35,15,662
Deduct—Old maintenance charges saved to Government ..	5,27,858	32,632	5,60,490
Net Total ..	28,04,911	1,50,261	29,55,172
Balance, net revenue	65,91,744	4,14,006	70,05,750
Grand Total ..	93,96,655	5,64,267	99,60,922

* Direct—

	RS.
Extensions and improvements	4,474
Maintenance and repairs	21,422
Establishment..	5,568
Tools and plant	388
Total ..	31,852
Indirect	780
Total, Direct and Indirect ..	32,632

PERIYAR SYSTEM—*Tank Project.*

No. 4.—Interest Account for and to end of 1916–1917.

	Amount.		Amount.
	RS.		RS.
Total interest charges to end of 1915-16	81,29,127	Net revenue realized to end of 1915–16 ..	65,91,744
Total interest charges for the year 1916–17 ..	3,39,125	Net revenue realized during 1916–17	4,14,006
		Balance, net interest charges	14,62,502
Total ..	84,68,252	Total ..	84,68,252

No. 5.—Account of Indirect Charges for and to end of 1916–1917.

Particulars.	Previous.	1916–1917.	Total.
	RS.	RS.	RS.
CAPITAL—			
Capitalization of abatement of land revenue	1,35,985	207	1,36,192
Leave and pension allowances	2,30,053	181	2,30,234
Total ..	3,66,038	388	3,66,426
REVENUE—			
Capitalization of abatement of land revenue	22,177	3,272	25,449
Leave and pension allowances	1,00,567	5,999	1,06,566
Total ..	1,22,744	9,271	1,32,015
Grand Total ..	4,88,782	9,659	4,98,441

No. 6.—Statement comparing Charges to date with Sanctioned Estimates.

Particulars.	Charges against closed sanctions. Expenditure against construction estimate.	Charges against closed sanctions. Expenditure against open canal sanction.	Charges against closed sanctions. Total.	Current sanctions. Charges to date.	Current sanctions. Amount of sanctioned estimate.	Current sanctions. Unspent balance of estimate.	Total charges to date against old and current sanctions.	Remarks. G.O. No. and date.	Remarks. Amount of estimate.
	RS.	RS.	RS.	RS.	RS.	RS.	RS.		RS.
Direct Charges.									
Works	60,69,752	17,58,796	78,28,548	68,708	75,070	6,362	78,97,256		
Establishment ..	13,46,177	2,87,923	16,34,100	10,998	15,401	4,403	16,45,098		
Tools and plant ..	7,28,291	38,491	7,66,782	..	..	..	7,66,782		
Suspense account ..	..	..	..	..	..	..	..		
Total ..	81,44,220	20,85,210	1,02,29,430	79,706	90,471	10,765	1,03,09,136		
Less—Receipts on Capital Account.	14,203	794	14,997	..	..	..	14,997		
Net Total ..	81,30,017	20,84,416	1,02,14,433	79,706	90,471	10,765	1,02,94,139		
Indirect charges.									
Capitalized abatement of land revenue.	34,661	1,01,163	1,35,824	368	..	—368	1,36,192	607 I., 13th Dec. 1913.	62,300
Leave and pension allowances.	1,88,466	40,228	2,28,694	1,540	..	—1,540	2,30,234	121 I., 6th Mar. 1915.	2,030
Total ..	2,23,127	1,41,391	3,64,518	1,908	..	—1,908	3,66,426	498 I., 12th Nov. 1915.	2,100
Grand Total ..	83,53,144	22,25,807	1,05,78,951	81,614	90,471	8,857	1,06,60,565	110 I., 7th Mar. 1916.	1,740
								376 I., 23rd Mar. 1916.	4,400
								6 I., 9th January 1917.	2,500
								Total ..	75,070

SRIVAIKUNTAM ANICUT SYSTEM—*Canal Project.*

No. 2.—Capital Account for and to end of 1916–1917.

Heads of account.	Direct Charges. Previous.	1916–1917.	Total.	Cost of construction as now estimated (construction estimate closed on 31st March 1889).	Expenditure against closed estimate.
	Rs.	Rs.	Rs.	Rs.	Rs.
I. WORKS—					
(1) *Head Works*—					
B. Land	960	...	960	960	960
C. Works	2,08,497	...	2,08,497	2,08,497	2,08,497
K. Buildings	11,705	...	11,705	11,705	11,705
O. Miscellaneous	24,999	...	24,999	24,999	24,999
Total ...	2,46,161	...	2,46,161	2,46,161	2,46,161
(2) *Main Canals and Branches*—					
B. Land	44,121	...	44,121	44,321	44,121
D. Regulators	49,089	152	49,241	52,919	48,715
E. Falls and weirs	1,140	...	1,140	1,140	1,140
F. (1) Other cross drainage works	35,838	...	35,838	35,838	35,838
G. Bridges	29,201	...	29,201	29,201	29,201
H. Escapes	6,938	...	6,938	6,938	6,938
K. Buildings	2,025	...	2,025	2,025	2,025
L. Earthwork	2,07,960	13,943	2,21,903	2,39,371	1,81,785
N. Tanks and reservoirs ...	3,55,198	...	3,55,198	3,55,198	3,55,198
O. Miscellaneous	1,129	...	1,129	2,789	1,129
Total ...	7,32,639	14,095	7,46,734	7,69,740	7,06,090
(3) *Distributaries*—					
B. Land	13,870	...	13,870	13,870	13,870
C. Works	62,837	...	62,837	62,837	62,837
L. Earthwork...	1,14,437	...	1,14,437	1,14,437	1,14,437
N. Tanks and reservoirs ...	49,053	...	49,053	49,053	49,053
Total ...	2,40,197	...	2,40,197	2,40,197	2,40,197
(4) *Drainage and Protective Works*—					
B. Land	2,439	...	2,439	2,439	2,439
C. Works	2,998	...	2,998	2,998	2,998
L. Earthwork	38,305	...	38,305	38,305	38,305
Total ...	43,742	...	43,742	43,742	43,742
Provision for unforeseen works ...	...	...	...	...	...
Total, Works ...	12,62,739	14,095	12,76,834	12,99,840	12,36,190
II. ESTABLISHMENT	3,12,801	3,030	3,15,831	3,21,749	3,07,759
III. TOOLS AND PLANT	10,524	...	10,524	10,524	10,524
Grand Total ...	15,86,064	17,125	16,03,189	16,32,113	15,54,473
V. *Less*—RECEIPTS ON CAPITAL ACCOUNT	369	...	369	369	369
(*a*) Net Total ...	15,85,695	17,125	16,02,820	16,31,744	15,54,104

(*a*) Chargeable to "49. Irrigation."

SRIVAIKUNTAM ANICUT SYSTEM—*Canal Project.*

No. 3.—Revenue Account for and to end of 1916–1917.

Receipts.	Total. Previous.	1916–1917.	Total.	Charges.	Total. Previous.	1916–1917.	Total.
	RS.	RS.	RS.		RS.	RS.	RS.
I. DIRECT RECEIPTS—				I. EXTENSIONS AND IMPROVEMENTS—			
4. Water-supply of towns	28,017	856	28,873	(1) Head works	4,940	1,786	6,726
5. Receipts from plantations	2,754	..	2,754	(2) Main canals and branches ..	61,100	3,214	64,314
				(3) Distributaries	31,552	..	31,552
				(4) Drainage and protective works ..	5,680	..	5,680
6. Receipts from other canal produce ..	37,643	3,188	40,831	Total ..	1,03,272	5,000	1,08,272
9. Rents of buildings..	10,065	406	10,471	II. MAINTENANCE AND REPAIRS—			
				(1) Head works	61,515	144	61,659
10. Fines	50	..	50	(2) Main canals and branches ..	4,89,564	52,787	5,42,351
				(3) Distributaries	1,94,226	3,284	1,97,510
11. Miscellaneous ..	5,715	1,185	6,900	(4) Drainage and protective works ..	24,030	..	24,030
				Add—Unclassifiable outlay ..	..	..	..
				Total ..	7,69,335	56,215	8,25,550
Total, Revenue realized in Public Works Department	84,244	5,635	89,879				
				Total, Extensions and Improvements and Maintenance and Repairs ..	8,72,607	61,215	9,33,822
Irrigation Revenue realized in Civil Department	44,00,479	1,37,215	45,37,694	IV. ESTABLISHMENT	4,61,004	21,872	4,82,876
				V. TOOLS AND PLANT	7,402	..	7,402
				VI. REFUNDS OF REVENUE	641	19	660
Total, Direct Receipts ..	44,84,723	1,42,850	46,27,573	Total, Direct Charges ..	13,41,654	83,106	14,24,760
II. INDIRECT RECEIPTS—				Share of collection charges in the Civil Department	2,40,253	6,935	2,47,188
				Indirect charges	71,133	3,062	74,195
Share of land revenue collected in the Civil Department ..	73,319	1,490	74,809	Total, Direct and Indirect Charges ..	16,53,040	93,103	17,46,143
				Deduct Old maintenance charges saved to Government	3,30,417	7,0 1	3,37,418
Total, Public Works and Civil Departments, Revenue	45,58,042	1,44,340	47,02,382	Net Total ..	13,22,623	86,102	14,08,725
				Balance, net revenue ..	32,35,419	58,238	32,93,657
Total, Receipts ..	45,58,042	1,44,340	47,02,382	Grand Total ..	45,58,042	1,44,340	47,02,382

	RS.
Direct—	
Extensions and Improvements	352
Maintenance and Repairs	5,208
Establishment	1,196
Tools and plant	78
	6,834
Indirect	167
Total ..	7,001

No. 4.—Interest Account for and to end of 1916–1917.

	Amount.		Amount.
	RS.		RS.
Total interest charges to end of 1915–1916 ..	23,35,520	Net revenue realized to end of 1915-1916 ..	32,35,419
Total interest charges for the year 1916-1917 ..	52,553	Net revenue realized during 1916-1917	58,238
Balance, net revenue	9,05,584		
Total ..	32,93,657	Total ..	32,93,657

SRIVAIKUNTAM ANICUT SYSTEM—*Canal Project.*

No. 5.—Account of Indirect Charges for and to end of 1916–1917.

Particulars.	Previous.	1916–1917.	Total.
	Rs.	Rs.	Rs.
Capital—			
Capitalization of abatement of land revenue	41,229	..	41,229
Leave and pension allowances	63,423	424	63,847
Total ..	1,04,652	424	1,05,076
Revenue—			
Capitalization of abatement of land revenue	410	..	410
Leave and pension allowances	70,723	3,062	73,785
Total ..	71,133	3,062	74,195
Grand Total ..	1,75,785	3,486	1,79,271

No. 6.—Statement comparing Charges to date with Sanctioned Estimates.

Particulars.	Charges against closed Sanctions.			Current Sanctions.			Total charges to date against old and current sanctions.	Remarks.	
	Expenditure against construction estimate.	Expenditure against open canal sanction.	Total.	Charges to date.	Amount of sanctioned estimate.	Unspent balance of estimate.		G.O. No. and date.	Amount of estimate.
Direct charges.	Rs.	Rs.	Rs.	Rs.	Rs.	Rs.	Rs.		Rs.
Works	10,50,679	1,85,511	12,36,190	40,644	63,650	23,006	12,76,834	Direct charges—260 I., 12th July 1912.	23,200
Establishment ..	2,90,193	17,566	3,07,759	8,072	13,990	5,918	3,15,831		
Tools and plant ..	10,524	..	10,524	..	..	..	10,524		
Suspense account ..	..	..	..	..	..	..	..		
Total ..	13,51,396	2,03,077	15,54,473	48,716	77,640	28,924	16,03,189	273 I., 11th June 1914.	40,450
Less—Receipts on Capital account.	369	..	369	..	..	..	369		63,650
Net Total ..	13,51,027	2,03,077	15,54,104	48,716	77,640	28,924	16,02,820		
Indirect charges.									
Capitalized abatement of land revenue ..	40,408	821	41,229	..	..	..	41,229		
Leave and pension allowances ..	60,259	2,458	62,717	1,130	..	− 1,130	63,847		
Total ..	1,00,667	3,279	1,03,946	1,130	..	− 1,130	1,05,076		
Grand Total ..	14,51,694	2,06,356	16,58,050	49,846	77,640	27,794	17,07,896		

RUSHIKULYA SYSTEM—*Tank Project.*

No. 2.—Capital Account for and to end of 1916–1917.

Heads of account.	Direct Charges. Previous.	1916–1917.	Total.	Cost of construction as now estimated (construction estimate closed on 31st March 1901).	Expenditure against closed estimate.
I. WORKS—	RS.	RS.	RS.	RS.	RS.
(1) *Head Works*—					
A. Preliminary expenses	15,476	..	15,476	15,476	15,476
B. Land	1,70,021	..	1,70,021	1,70,021	1,70,021
C. Works	13,53,625	61	13,53,686	13,62,230	13,51,950
K. Buildings	19,275	..	19,275	19,275	19,275
L. Earthwork	24,017	..	24,017	24,017	24,017
O. Miscellaneous	458	..	458	458	458
P. Maintenance	6,180	..	6,180	6,180	6,180
Total ..	15,89,052	61	15,89,113	15,97,657	15,87,377
(2) *Main Canals and Branches*—					
A. Preliminary expenses	5,902	..	5,902	5,902	5,902
B. Land	86,387	..	86,387	86,387	86,387
C. Works	6,237	..	6,237	6,237	6,237
D. Regulators	24,945	..	24,945	24,945	24,945
E. Falls and weirs	10,200	..	10,200	10,200	10,200
F. (1) Other cross drainage works ..	4,49,383	962	4,50,345	4,61,687	4,47,487
G. Bridges	1,09,740	..	1,09,740	1,09,740	1,09,740
I. Navigation works	1	..	1	1	1
K. Buildings	1,220	..	1,220	1,220	1,220
L. Earthwork	9,48,311	..	9,48,311	9,48,311	9,48,311
M. Plantations	3,733	..	3,733	3,733	3,733
N. Tanks and reservoirs	978	..	978	978	978
O. Miscellaneous	10,325	..	10,325	10,325	10,325
P. Maintenance	1,694	..	1,694	1,694	1,694
Total ..	16,59,056	962	16,60,018	16,71,360	16,57,160
(3) *Distributaries*—					
A. Preliminary expenses	5,577	..	5,577	5,577	5,577
B. Land	84,580	..	84,580	84,580	84,580
C. Works	1,64,409	..	1,64,409	1,64,409	1,64,409
L. Earthwork	2,96,719	..	2,96,719	2,96,719	2,96,719
O. Miscellaneous	3,619	..	3,619	3,619	3,619
Total ..	5,54,904	..	5,54,904	5,54,904	5,54,904
(4) *Drainage and Protective Works*—					
L. Earthwork	4,144	..	4,144	4,144	4,144
Total ..	4,144	..	4,144	4,144	4,144
Total, Works ..	38,07,156	1,023	38,08,179	38,28,065	38,03,585
II. ESTABLISHMENT	8,04,199	150	8,04,349	8,06,857	8,03,361
III. TOOLS AND PLANT	1,27,321	..	1,27,321	1,27,321	1,27,321
Grand Total ..	47,38,676	1,173	47,39,849	47,62,243	47,34,267
Less—RECEIPTS ON CAPITAL ACCOUNT ..	65,854	− 52	65,802	65,802	65,802
(*a*) Net Total ..	46,72,822	1,225	46,74,047	46,96,441	46,68,465

(*a*) Chargeable to "35. Protective Works—Irrigation."

RUSHIKULYA SYSTEM—*Tank Project.*

No. 3.—Revenue Account for and to end of 1916–1917

Receipts.	Total. Previous.	1916-1917.	Total.
	RS.	RS.	RS.
I. DIRECT RECEIPTS—			
1. Water-rates ..	25	..	25
3. Sale of water ..	1,100	150	1,250
4. Water-supply of towns ..	8,175	1,225	9,400
5. Receipts from plantations ..	4,055	135	4,190
6. Receipts from other canal produce ..	13,018	727	13,745
8. Navigation receipts ..	24	..	24
9. Rents of buildings.	2,392	245	2,637
10. Fines	13	..	13
11. Miscellaneous ..	12,638	39	12,677
Total Revenue realized in Public Works Department.	41,440	2,521	43,961
Irrigation revenue realized in Civil Department ..	24,43,929	1,62,615	26,06,544
Total, Direct Receipts.	24,85,369	1,65,136	26,50,505
II. INDIRECT RECEIPTS—			
Share of land revenue collected in the Civil Department.	61,159	4,455	65,614
Total, Public Works and Civil Departments, Revenue.	25,46,528	1,69,591	27,16,119
Total, Receipts ..	25,46,528	1,69,591	27,16,119

Charges.	Total. Previous.	1916-1917.	Total.
	RS.	RS.	RS.
I. EXTENSIONS AND IMPROVEMENTS—			
(1) Head works	22,516	2,242	24,758
(2) Main canals and branches ..	20,726	930	21,656
(3) Distributaries	47,852	2,331	50,183
(4) Drainage and protective works.	892	..	892
Total ..	91,986	5,503	97,489
II. MAINTENANCE AND REPAIRS—			
(1) Head works .. .	2,42,291	18,748	2,61,039
(2) Main canals and branches ..	3,93,811	20,932	4,14,743
(3) Distributaries	1,59,904	12,441	1,72,345
(4) Drainage and protective works.	925	..	925
Total ..	7,96,931	52,121	8,49,052
Total, Extensions and Improvements and Maintenance and Repairs ..	8,88,917	57,624	9,46,541
IV. ESTABLISHMENT	1,99,287	12,015	2,11,302
V. TOOLS AND PLANT	22,054	563	22,617
VI. REFUNDS OF REVENUE	79	..	79
Total, Direct Charges ..	11,10,337	70,202	11,80,539
Share of collection charges in the Civil Department	1,24,623	8,299	1,32,922
Indirect charges	29,138	1,682	30,820
Total, Direct and Indirect charges ..	12 64,098	80,183	13,44,281
Deduct—Old maintenance charges saved to Government	..	7,035	7,035
Net total ..	12,64,098	73,148	13,37,246
Balance, net revenue .. .	12,82,430	96,443	13,78,873
Grand Total .	25,46,528	1,69,591	27,16,119

	RS.
*Direct—	
Extensions and Improvements	1,475
Maintenance and Repairs	4,108
Establishment	1,200
Tools and plant	84
Total ..	6,867
Indirect	168
	7,035

No. 4.—Interest Account for and to end of 1916–197.

	Amount.		Amount.
	RS.		RS.
Total interest charges to end of 1915-16	41,61,255	Net revenue realised to end of 1915-16	12,82,430
Total interest charges for the year 1916-17	1,54,055	Net revenue realised during 1916-17.	96,443
		Balance, net interest charges ..	29,36,437
Total ..	43,15,310	Total ..	43,15,310

RUSHIKULYA SYSTEM—*Tank Project.*

No. 5.—Account of Indirect Charges for and to end of 1916–1917.

Particulars.	Previous.	1916-1917.	Total.
	RS.	RS.	RS.
Capital—			
Capitalization of abatement of land revenue	3,00,163	..	3,00,163
Leave and pension allowances	1,12,588	21	1,12,609
Total ..	4,12,751	21	4,12,772
Revenue—			
Capitalization of abatement of land revenue	1,240	..	1,240
Leave and pension allowances	27,898	1,682	29,580
Total ..	29,138	1,682	30,820
Grand total ..	4,41,889	1,703	4,43,592

No. 6.—Statement comparing Charges to date with Sanctioned Estimates.

Particulars.	Charges against closed sanctions. Expenditure against construction estimate.	Expenditure against open canal sanction.	Total.	Current sanctions. Charges to date.	Amount of sanctioned estimate.	Unspent balance of estimate.	Total charges to date against old and current sanctions.	Remarks. G.O. No. and date.	Amount of estimate.
Direct charges.	RS.	RS.	RS.	RS.	RS.	RS.	RS.		RS.
Works	35,19,326	2,84,259	38,03,585	4,594	24,480	19,886	38,08,179	443 I., 24th Sept. 1915.	3,100
Establishment	7,46,990	54,371	8,03,361	988	3,496	2,508	8,04,349		
Tools and plant ..	1,26,941	380	1,27,321	..	..	..	1,27,321	458 I., 4th Oct. 1915.	5,200
Suspense account ..	..	..	.	..	..	..	..		
Total	43,93,257	3,41,010	47,34,267	5,582	27,976	22,394	47,39,849		
Less—Receipts on capital account.	7,851	57,951	65,802	..	..	..	65,802	279 I., 28th June 1916.	7,180
								530 I., 16th Nov. 1916.	9,000
Net total ..	43,85,406	2,83,059	46,68,465	5,582	27,976	22,394	46,74,047	Total ..	24,480
Indirect charges.									
Capitalized abatement of land revenue.	2,92,911	7,252	3,00,163	..	..	..	3,00,163		
Leave and pension allowances.	1,04,579	7,892	1,12,471	138	..	— 138	1,12,609		
Total ..	3,97,490	15,144	4,12,634	138	..	— 138	4,12,772		
Grand total ..	47,82,896	2,98,203	50,81,099	5,720	27,976	22,256	50,86,819		

BHAVANASI TANK PROJECT—*Tank Project.*

No. 2.—Capital Account for and to end of 1916–1917.

Heads of account.	Direct Charges. Previous.	1916–1917.	Total.	Cost of construction as now estimated.	Expenditure against closed estimate.
	Rs.	Rs.	Rs.	Rs.	
I. WORKS—					
(1) *Head Works*—					
A. Preliminary expenses ...	1,188	...	1,188	1,200	...
B. Land	8,432	...	8,432	8,613	...
C. Works	4,098	3,718	7,816	15,720	...
E. Falls and Weirs	6,884	...	6,884	...	...
L. Earthwork	79,691	—8,663	71,028	85,250	...
O. Miscellaneous	123	..	123	270	...
Total ...	1,00,416	—4,945	95,471	1,11,053	...
(2) *Main Canals and Branches*—					
A. Preliminary expenses ...	17	...	17	136	...
B. Land	4,211	...	4,211	4,211	...
C. Works	6,192	4,822	11,014	15,970	...
D. Regulators	...	...	...	...	...
F. Rivers and Hill Torrents ...	..	...	...	...	...
F. (1) Other cross drainage works	...	...	...	...	...
G. Bridges	...	...	...	...	...
K. Buildings	.	...	...	...	...
L. Earthwork	14,722	3,202	17,924	24,720	...
O. Miscellaneous	303	...	303	310	...
P. Maintenance	...	...	...	...	...
Total ...	25,445	8,024	33,469	45,347	...
(3) *Distributaries*—					
B. Land	...	...	...	...	...
C. Works	...	...	...	...	...
L. Earthwork	...	...	...	...	...
O. Miscellaneous	...	...	...	...	...
P. Maintenance	..	...	...	...	...
Total ...	...	...	...	...	...
Provision for unforeseen works ...	...	...	...	...	...
Total Works ...	1,25,861	3,079	1,28,940	1,56,400	...
II. ESTABLISHMENT	21,003	4,144	25,147	30,582	...
III. TOOLS AND PLANT	...	24,734	24,734	15,307	...
V. Less receipts on capital account ...	1,46,864	31,957	1,78,821	2,02,289	...
	140	4	144	...	...
(*a*) Grand Total ...	1,46,724	31,953	1,78,677	2,02,289	...

(*a*) Chargeable to "35. Protective Works—Irrigation—Imperial."

BHAVANASI TANK PROJECT—*Tank Project.*

No. 4.—Interest Account for and to end of 1916–1917.

	Amount.		Amount.
	RS.		RS.
Total interest charges to end of 1915–1916.	9,253	Net revenue realized to end of 1915–1916.	..
Total interest charges for the year 1916–1917.	5,363	Net revenue realized during 1916–1917.	..
		Balance net interest charges	14,616
Total ..	14,616	Total ..	14,616

No. 5.—Account of Indirect Charges for and to end of 1916–1917.

Particulars.	Previous.	1916–1917.	Total.
	RS.	RS.	RS.
CAPITAL—			
Capitalization of abatement of land revenue	3,675	1,325	5,000
Leave and pension allowances	2,940	580	3,520
Total ..	6,615	1,905	8,520
REVENUE—			
Capitalization of abatement of land revenue . ..	..	..	..
Leave and pension allowances	..	..	..
Total ..	..	..	..
Grand total ..	6,615	1,905	8,520

No. 6.—Statement comparing Charges to date with Sanctioned Estimates.

Particulars.	Charges against closed sanctions. Expenditure against construction estimate.	Expenditure against open canal sanction.	Total.	Current Sanctions. Charges to date.	Amount of sanctioned estimate.	Unspent balance of estimate.	Total charges to date against old and current sanctions.	Remarks. G.O. No. and date.	Amount of estimate.
Direct Charges.	RS.	RS.	RS.	RS.	RS.	RS.	RS.		RS.
Works	..	..	..	1,28,940	1,56,400	27,460	1,28,940		
Establishment ..	..	..	..	25,147	30,582	5,435	25,147	367 I., 25th Aug. 1916.	
Tools and plant ..	..	..	..	24,734	15,307	— 9,427	24,734	Direct	1,56,400
Suspense account .	..	..	..	..	..	..	..	Indirect ..	6,711
Total ..	..	..	..	1,78,821	2,02,289	23,468	1,78,821		
Less—Receipts on Capital account.	..	.	..	144	.	— 144	144		
Net Total ..	..	..	..	1,78,677	2,02,289	23,612	1,78,677		
Indirect Charges.									
Capitalized abatement of land revenue.	..	..	..	5,000	2,430	— 2,570	5,000		
Leave and pension allowances.	..	..	..	3,520	4,281	761	3,520		
Total .	..	..	..	8,520	6,711	— 1,809	8,520		
Grand Total ..	..	..	..	1,87,197	2,09,000	21,803	1,87,197		

IRRIGATION BRANCH. PUBLIC WORKS DEPARTMENT.

MOPAD PROJECT—*Canal Project.*

No. 2.—Capital Account for and to end of 1916–1917.

Heads of account.	Direct Charges. Previous.	1916–1917.	Total.	Cost of construction as now estimated.	Expenditure against closed estimate.
	Rs.	Rs.	Rs.	Rs	Rs.
I. WORKS—					
(1) *Head Works*—					
A. Preliminary expenses ...	13,472	...	13,472	9,100	...
B. Land	82,477	166	82,643	86,060	...
C. Works	1,00,774	— 57,435	43,339	43,861	...
K. Buildings	7,819	14,417	22,236	22,500	...
L. Earthwork	5,96,334	1,79,927	7,76,261	10,47,500	...
N. Tanks and reservoirs ...	...	...	...	...	...
O. Miscellaneous	5,633	2,396	8,029	11,480	...
P. Maintenance	16,982	1,763	18,745	17,000	...
Unforeseen works	...	...	...	10,082	...
Total ...	8,23,491	1,41,234	9,64,725	12,17,583	...
(2) *Main Canals and Branches*—					
A. Preliminary expenses ...	1,363	7	1,370	11,220	...
B. Land	6,079	466	6,545	9,290	...
D. Regulators	8,627	— 3,667	4,960	13,600	...
E. Falls and weirs	12,808	4,984	17,792	28,550	...
F. (1) Other cross drainage works	1,04,062	19,537	1,23,599	1,44,464	...
G. Bridges	9,784	1,123	10,907	10,272	...
K. Buildings	3,095	— 49	3,046	3,000	...
L. Earthwork	31,152	24,488	55,640	93,300	...
O. Miscellaneous	2,548	341	2,889	2,920	...
P. Maintenance	820	105	925	3,000	...
Unforeseen works	...	...	...	754	...
Total ...	1,80,338	47,335	2,27,673	3,20,370	...
(3) *Distributaries*—					
A. Preliminary expenses ..	1,759	282	2,041	1,760	...
B. Land	860	— 4	856	2,336	...
C. Works	48	— 48	...	6,149	...
L. Earthwork	248	— 164	84	9,270	...
O. Miscellaneous	980	163	1,143	1,830	...
Total ...	3,895	229	4,124	21,330	...
Provision for unforeseen works ...	...	...	...	...	
Total, Works ...	10,07,724	1,88,798	11,96,522	15,89,283	..
II. ESTABLISHMENT	1,92,342	40,240	2,32,582	3,19,541	..
III. TOOLS AND PLANT	2,24,413	5,620	2,30,033	1,53,664	..
Grand Total ...	14,24,479	2,34,658	16,59,137	20,62,488	..
V. *Less*—RECEIPTS ON CAPITAL ACCOUNT.	9,124	2,277	11,401	8,611	...
(*a*) Net Total ...	14,15,355	2,32,381	16,47,736	20,53,877	..

(*a*) Chargeable to "35. Protective Works—Irrigation."

ADMINISTRATIVE ACCOUNTS FOR THE YEAR 1916-17. **MADRAS PRESIDENCY.**

MOPAD PROJECT—*Canal Project.*

No. 4.—Interest Account for and to end of 1916–1917.

	Amount.		Amount.
	RS.		RS.
Total interest charges to end of 1915–1916 ..	2,22,989	Net revenue realized to end of 1915–1916 ..	..
Total interest charges for the year 1916–1917.	50,486	Net revenue realized during 1916–1917 ..	..
		Balance net interest charges	2,73,475
Total ..	2,73,475	Total ..	2,73,475

No. 5.—Account of Indirect Charges for and to end of 1916–1917.

Particulars.	Previous.	1916–1917.	Total.
	RS.	RS.	RS.
CAPITAL—			
Capitalization of abatement of land revenue	50,545	1,014	51,559
Leave and pension allowances	26,929	5,634	32,563
Total ..	77,474	6,648	84,122
REVENUE—			
Capitalization of abatement of land revenue	..	..	..
Leave and pension allowances	..	..	..
Total ..	..	..	..
Grand Total ..	77,474	6,648	84,122

No. 6.—Statement comparing Charges to date with sanctioned Estimates.

Particulars.	Charges against closed Sanctions. Expenditure against construction estimate.	Expenditure against open canal sanction.	Total.	Current Sanctions. Charges to date.	Amount of sanctioned estimate.	Unspent balance of estimate.	Total charges to date against old and current sanctions.	Remarks. G.O. No. and date.	Amount of estimate.
Direct Charges.				RS.	RS.	RS.	RS.	*Direct Charges.*	RS.
Works	..	..	..	11,96,522	15,89,283	3,92,761	11,96,522		
Establishment ..	..	..	..	2,32,582	3,19,541	86,959	2,32,582	144 I., 8th March 1915.	
Tools and plant ..	..	..	..	2,30,033	1,53,664	— 76,369	2,30,033	Direct charges.	15,89,283
Suspense account ..	..	..	..	..	..	..	..	Indirect Charges.	92,134
Total ..	..	..	..	16,59,137	20,62,488	4,03,351	16,59,137		
Less—Receipts on Capital Account.	..	..	..	11,401	8,611	— 2,790	11,401		
Net Total ..	..	..	..	16,47,736	20,53,877	4,06,141	16,47,736		
Indirect Charges.									
Capitalized abatement of land revenue.	..	..	..	51,559	47,398	— 4,161	51,559		
Leave and pension allowances.	..	..	..	32,563	44,736	12,173	32,563		
Total ..	..	..	..	84,122	92,134	8,012	84,122		
Grand Total ..	..	..	..	17,31,858	21,46,011	4,14,153	17,31,858		

VENKATAPURAM TANK PROJECT—*Tank Project.*

No. 2.—Capital Account for and to end of 1916-1917.

Heads of account.	Direct Charges. Previous.	1916-1917.	Total.	Cost of construction as now estimated.	Expenditure against closed estimate.
	Rs.	Rs.	Rs.	Rs.	
I. WORKS—					
(1) *Head Works*—					
A. Preliminary expenses ...	...	...	...	2,600	...
B. Land	1,780	1	1,781	2,070	...
C. Works	51,573	578	52,151	46,550	...
K. Buildings	4,571	— 4,147	424	4,500	...
L. Earthwork	2,20,447	1,654	2,22,101	2,02,300	...
O. Miscellaneous	67	107	174	90	...
Total ...	2,78,438	— 1,807	2,76,631	2,58,110	...
(2) *Main Canals and Branches*—					
A. Preliminary expenses ...	...	...	...	100	...
B. Land	51	— 51	...	90	...
C. Works	399	2,255	2,654	2,170	...
D. Regulators	...	...	...	...	...
F. Rivers and Hill Torrents ...	...	...	...	...	...
F. (1) Other cross drainage works.	...	...	...	...	...
G. Bridges	...	...	...	...	...
K. Buildings	...	...	...	...	...
L. Earthwork	208	1,239	1,447	3,280	...
O. Miscellaneous	2,854	100	2,954	2,560	...
P. Maintenance	...	...	...	...	...
Total ...	3,512	3,543	7,055	8,200	...
(3) *Distributaries*—					
B. Land	...	...	...	...	...
C. Works	...	...	...	...	...
L. Earthwork	...	...	...	...	...
O. Miscellaneous	...	...	...	...	...
P. Maintenance	...	...	...	...	...
Total ..	...	...	...	..	...
Provision for unforeseen works ...	...	...	...	650	...
Total, Works ...	2,81,950	1,736	2,83,686	2,66,960	...
II. ESTABLISHMENT	58,305	367	58,672	60,904	...
III. TOOLS AND PLANT	4,189	...	4,189	3,912	...
Grand Total ...	3,44,444	2,103	3,46,547	3,31,776	...
V. *Less*—RECEIPTS ON CAPITAL ACCOUNT.	288	231	519	...	...
(*a*) Net Total ...	3,44,156	1,872	3,46,028	3,31,776	...

(*a*) Chargeable to "35. Protective Works—Irrigation—Imperial."

Note.—Government have ordered that the excess should be explained in the completion report for the project.

VENKATAPURAM TANK PROJECT—*Tank Project.*

No. 4.—Interest Account for and to end of 1916-1917.

	Amount.		Amount.
	RS.		RS.
Total interest charges to end of 1915-1916 ..	47,560	Net revenue realized to end of 1915-1916 ..	..
Total interest charges for the year 1916-1917.	11,376	Net revenue realized during 1916-1917 ..	..
		Balance net interest charges	58,936
Total ..	58,936	Total ..	58,936

No. 5.—Account of Indirect Charges for and to end of 1916-1917.

Particulars.	Previous.	1916-1917.	Total.
	RS.	RS.	RS.
CAPITAL—			
Capitalization of abatement of land revenue	3,627	..	3,627
Leave and pension allowances	8,162	51	8,213
Total ..	11,789	51	11,840
REVENUE—			
Capitalization of abatement of land revenue	..	..	..
Leave and pension allowances	..	..	..
Total ..	..	..	..
Grand Total ..	11,789	51	11,840

No. 6.—Statement comparing Charges to date with sanctioned Estimates.

Particulars.	Charges against closed sanctions. Expenditure against construction estimate.	Expenditure against open canal sanction.	Total.	Current Sanctions. Charges of date.	Amount of sanctioned estimate.	Unspent balance of estimate.	Total charges to date against old and current sanctions.	Remarks. G.O. No. and date.	Amount of estimate.
Direct Charges.				RS.	RS.	RS.	RS.		RS.
Works	..	..	..	2,83,686	2,66,960	— 16,726	2,83,686	402 I., 27th September 1909.	
Establishment ..	..	..	..	58,672	60,904	2,232	58,672	Direct	2,66,960
Tools and plant ..	..	..	..	4,189	3,912	— 277	4,189	Indirect ..	14,824
Suspense account ..	..	..	..	..	..	..	..		
Total ..	..	..	..	3,46,547	3,31,776	— 14,771	3,46,547		
Less—Receipts on Capital Account ..	..	..	..	519	..	— 519	519		
Net Total ..	..	..	..	3,46,028	3,31,776	— 14,252	3,46,028		
Indirect Charges.									
Capitalized abatement of land revenue ..	..	..	..	3,627	6,300	2,673	3,627		
Leave and pension allowances	..	..	..	8,213	8,524	311	8,213		
Total ..	..	..	..	11,840	14,824	2,984	11,840		
Grand Total ..	..	..	..	3,57,868	3,46,600	— 11,268	3,57,868		

IRRIGATION BRANCH. PUBLIC WORKS DEPARTMENT.

No. 1.—General Abstract of Financial Results showing the estimated cost of construction of Irrigation and the interest on the debit incurred

Name of project.	Estimated cost of Construction.			Capital outlay					
				During 1916–1917.			To end of 1916–1917.		
	Direct charges.	Indirect charges.	Total.	Direct charges.	Indirect charges.	Total.	Direct charges.	Indirect charges.	Total.
43. MINOR WORKS AND NAVIGATION.	RS.	RS.	RS.	RS.	RS.	RS.	RS.	RS.	RS.
Irrigation Works.									
Ganjām minor rivers system ..	2,59,947	10,145	2,70,092	2,339	58	2,397	2,58,182	10,203	2,68,385
Muniyeru project	6,71,434	28,000	6,99,431	..	..	..	5,68,966	29,636	5,98,602
Peddinayudu tank of Chennarowpalem.	68,234	20,726	88,960	4	..	4	62,098	1,397	63,495
Jangameshwarapuram tank ..	61,280	10,364	71,644	1,824	45	1,869	61,172	10,409	71,581
Atmakūru tank	1,09,951	13,428	1,23,379	..	..	..	1,09,951	13,428	1,23,379
Dondapad tank	1,24,786	15,218	1,40,004	..	..	..	1,24,786	15,218	1,40,004
Hajipuram tank	2,78,774	33,109	3,11,883	..	..	..	2,78,774	33,109	3,11,883
Ponnalur tank	1,90,887	25,011	2,15,898	..	..	..	1,66,362	25,011	1,91,373
Anamasamudram-Beraperu tank.	71,687	1,886	73,573	..	..	..	71,687	1,886	73,573
Yerur tank	61,741	1,612	63,353	..	..	..	61,741	1,612	63,353
Vamula tank	62,186	1,571	63,757	..	..	..	62,186	1,571	63,757
Sagileru system	4,47,108	17,619	4,64,727	..	..	..	4,47,108	17,619	4,64,727
Talapula vanka tank ..	66,283	2,541	68,824	..	..	..	66,283	2,541	68,824
Cumbum tank	83,985	2,388	86,373	..	..	..	83,985	2,388	86,373
Markapur tank project ..	1,16,657	4,001	1,20,658	..	..	..	1,16,657	4,001	1,20,658
Yellanur tank project ..	2,15,900	27,600	2,43,500	2,100	10	2,110	2,21,030	29,611	2,50,641
Kocheruvu tank project ..	1,22,800	8,700	1,31,500	559	14	573	1,15,805	10,549	1,26,354
Siddapur tank project ..	8,88,080	26,620	9,14,700	1,31,777	2,809	1,34,586	7,86,918	13,878	8,00,796
Nagavaram anicut and supply channel.	1,03,610	2,185	1,05,795	180	4	184	1,07,295	2,595	1,09,890
Arkenkota channel	1,47,006	3,676	1,50,682	..	..	..	1,40,769	3,676	1,44,445
Thadapalle do.	1,64,755	11,050	1,75,805	..	..	..	1,64,755	11,050	1,75,805
Kalingaroyan channel ..	1,78,780	4,506	1,83,286	..	..	..	1,75,980	4,506	1,80,486
Kanniapaliem anicut ..	94,405	2,339	96,744	21,250	525	21,775	28,410	702	29,112
Pālar anicut system ..	23,23,408	1,16,680	24,40,088	1,767	44	1,811	23,23,123	1,16,705	24,39,828
Valluru anicut system ..	74,535	1,666	76,201	..	..	..	63,588	1,666	65,254
Madras Water-supply and Irrigation system.	15,47,296	2,38,849	17,86,145	3,247	81	3,328	15,46,643	2,38,930	17,85,573
Chembrambakkam tank ..	6,39,251	1,12,547	7,51,798	..	..	..	6,39,251	1,12,547	7,51,798
Mohamattur anicut system ..	70,761	1,897	72,658	..	..	..	70,761	1,897	72,658
Vriddhachalam anicut system.	84,191	2,494	86,685	..	..	..	84,191	2,494	86,685
Pelandorai anicut system ..	6,38,660	47,800	6,85,860	28	1	29	6,11,077	47,800	6,58,877
Nandyar channel system ..	63,567	2,430	65,997	1,209	30	1,239	61,641	2,445	64,086
Marudur anicut system ..	50,541	1,265	51,806	..	..	..	50,541	1,265	51,806
Panjampatti Reservoir ..	2,77,920	68,080	3,46,000	31,593	759	32,352	2,50,589	8,564	2,59,153
Navigation Works.									
Chilka lake canal	30,240	787	31,027	..	..	..	30,240	787	31,027
Ganjam-Gopalpur canal ..	1,43,100	12,393	1,55,493	..	..	..	1,43,100	12,393	1,55,493
Buckingham canal	85,19,104	4,88,256	90,07,360	— 2,063	..	— 2,063	85,18,094	4,88,256	90,06,350
Vedaranniyam canal ..	1,32,699	3,733	1,36,432	..	..	..	1,32,699	3,733	1,36,432
Total ..	1,91,84,949	13,73,172	2,05,58,121	1,95,814	4,380	2,00,194	1,88,06,438	12,86,078	2,00,92,516

ADMINISTRATIVE ACCOUNTS FOR THE YEAR 1916-17. **MADRAS PRESIDENCY.**

Navigation Works, the Capital outlay thereon, the Revenue derived therefrom, the Working Expenses, and in respect of those works.

Receipts during 1916–1917.			Working Expenses during 1916–1917.			Net result excluding Interest (difference between Revenue and Working Expenses).				Simple interest during 1915–1916.	Net result including interest.			
								Rate per cent.					Rate per cent	
Water-rates, etc.	Collected with land revenue.	Total.	Direct charges.	Indirect charges.	Total.	Excess revenue (surplus).	Excess expenditure (deficit).	Of excess revenue.	Of excess expenditure.		Excess revenue (surplus).	Excess expenditure (deficit).	Of excess revenue.	Of excess expenditure.
RS.	RS.	RS.	RS.	RS.	RS.	RS.	RS.							
50,945	7,324	58,269	27,202	616	27,818	30,451	..	11·34	..	..	..	..	..	..
20,709	60	20,769	8,073	182	8,255	12,514	..	2·09	..	..	..	..	..	..
473	..	473	426	10	436	37	..	·06	..	..	..	..	..	..
2,889	..	2,889	575	25	600	2,289	..	3·2	..	..	..	..	..	..
3,880	..	3,880	830	16	846	3,034	..	2·46	..	..	..	..	..	..
1,448	3	1,451	194	3	197	1,254	..	·89	..	..	..	..	..	..
3,268	15	3,283	286	8	294	2,989	..	·96	..	..	..	..	..	..
4,242	..	4,242	6,806	163	6,969	..	2,727	..	1·42	..	..	..	..	..
319	1	320	16	..	16	304	..	·41	..	..	..	..	..	..
2,733	64	2,797	139	..	139	2,658	..	4·20	..	..	..	..	..	..
..	..	..	..	..	..	..	..	..	..	..	..	..	..	..
6,616	4	6,620	1,050	12	1,062	5,558	..	1·20	..	..	..	..	..	..
..	..	..	..	..	..	..	..	..	..	..	..	..	..	..
5,874	461	6,335	556	47	603	5,732	..	6·64	..	..	..	..	..	..
3,600	1	3,601	1,573	35	1,608	1,993	..	1·65	..	..	..	..	..	..
..	..	..	..	..	..	..	..	..	..	..	..	..	..	..
..	..	..	..	..	..	..	..	..	..	..	..	..	..	..
..	..	..	..	..	..	..	..	..	..	..	..	..	..	..
..	..	..	..	..	..	..	..	..	..	..	..	..	..	..
18,174	410	18,584	6,489	146	6,635	11,949	..	8·27	..	..	..	..	..	..
51,156	2,900	54,056	11,702	239	11,941	42,115	..	23·96	..	..	..	..	..	..
37,052	483	37,535	6,987	146	7,133	30,402	..	16·84	..	..	..	..	..	..
..	..	..	..	..	..	..	..	..	..	..	..	..	..	..
2,03,722	16,733	2,20,455	60,626	1,262	61,888	1,58,567	..	6·50	..	..	..	..	..	..
2,430	1,074	3,504	— 859	— 26	— 885	4,389	..	6·73	..	..	..	..	..	..
45,886	462	46,348	11,977	600	12,577	33,771	..	1·89	..	..	..	..	..	..
38,985	908	39,893	11,717	239	11,956	27,937	..	3·72	..	..	..	..	..	..
14,471	51	14,522	3,829	74	3,903	10,619	..	14·61	..	..	..	..	..	..
24,493	294	24,787	8,164	168	8,332	16,455		13·98	..	..	..	..	..	..
41,610	76	41,686	23,202	572	23,774	17,912	..	2·72	..	..	..	..	..	..
4,317	54	4,371	42	— 2	40	4,331	..	6·76	..	..	..	..	..	..
89,240	270	89,510	13,409	234	13,643	75,867	..	146·44	..	..	..	..	..	..
..	..	..	..	..	..	..	..	..	..	..	..	..	..	..
27	..	27	204	5	209	..	182	..	·59	..	..	..	..	..
125	..	125	200	6	206	..	81	..	·05	..	..	..	..	..
67,215	..	67,215	1,20,105	3,644	1,23,749	..	56,531	..	·63	..	..	..	..	..
741	..	741	6,212	— 18	6,194	..	5,453	..	3·99	..	..	..	..	..
7,46,640	31,648	7,78,288	3,31,732	8,406	3,40,138	4,38,150	..	2·18	..	..	..	..	..	..

GANJĀM MINOR RIVERS SYSTEM—*Canal Project.*

No. 2.—Capital Account for and to end of 1916–1917.

Heads of account.	Direct Charges. Previous.	1916–1917.	Total.	Cost of construction as now estimated (cost of construction estimate closed on 31st March 1900).	Expenditure against closed estimate.
	Rs.	Rs.	Rs.	Rs.	Rs.
I. WORKS—					
(1) *Head Works*—					
C. Works	1,647	...	1,647	1,647	1,647
Total ...	1,647	...	1,647	1,647	1,647
(2) *Main Canals and Branches*—					
A. Preliminary expenses	...	...	...	...	...
B. Land	7,382	...	7,382	9,117	7,382
D. Regulators	33,987	1,925	35,912	35,937	33,987
E. Falls and weirs	3,591	...	3,591	3,591	3,591
F. (1) Other cross drainage works ...	11,676	...	11,676	11,676	11,676
G. Bridges	2,121	...	2,121	2,121	2,121
H. Escapes	15,686	...	15,686	15,686	15,686
I. Navigation works	...	...	...	...	...
K. Buildings	1,712	...	1,712	1,712	1,712
L. Earthwork	27,201	...	27,201	27,201	27,201
M. Plantations	...	...	...	...	...
N. Tanks and reservoirs	2,922	...	2,922	2,922	2,922
O. Miscellaneous	2,220	...	2,220	2,220	2,220
P. Maintenance...		...	...	...	...
Total ...	1,08,498	1,925	1,10,423	1,12,183	1,08,498
(3) *Distributaries*—					
A. Preliminary expenses	...	...	...	...	...
B. Land	2,889	...	2,889	2,889	2,889
C. Works	51,904	...	51,904	51,904	51,904
L. Earthwork	11,610	...	11,610	11,610	11,610
O. Miscellaneous	404	...	404	404	404
Total ...	66,807	...	66,807	66,807	66,807
(4) *Drainage and Protective Works*—					
B. Land...	7,646	...	7,646	7,646	7,646
C. Works	3,584	..	3,584	3,584	3,584
L. Earthwork	16,097	...	16,097	16,097	16,097
O. Miscellaneous	210	...	210	210	210
Total ...	27,537	...	27,537	27,537	27,537
Add—Unclassifiable outlay	7,929	...	7,929	7,929	7,929
Total Works ...	2,12,418	1,925	2,14,343	2,16,103	2,12,418
II. ESTABLISHMENT	43,286	414	43,700	43,705	43,286
III. TOOLS AND PLANT	139	...	139	139	139
Grand Total ...	2,55,843	2,339	2,58,182	2,59,947	2,55,843
V. *Less*—RECEIPTS ON CAPITAL ACCOUNT ...	...	...	...	...	...
* Net Total ...	2,55,843	2,339	2,58,182	2,59,947	2,55,843

* Chargeable to "43. Minor Works and Navigation—Provincial."

GANJĀM MINOR RIVERS SYSTEM—*Canal Project.*

No. 3.—Revenue Account for and to end of 1916–1917.

Receipts.	Total. Previous.	1915–1916.	Total.	Charges.	Total Previous.	1916–1917.	Total.
	RS.	RS.	RS.		RS.	RS.	RS.
I. DIRECT RECEIPTS—				I. EXTENSIONS AND IMPROVEMENTS—			
1. Water-rates from irrigation ..	62	..	62	(1) Head works	368	88	456
2. Owner's rates ..	139	..	139	(2) Main canals and branches ..	32,701	919	33,620
3. Receipts from sale of water ..	734	..	734	(3) Distributaries	73,919	2,997	76,916
5. Receipts from plantations ..	1,365	49	1,414	(4) Drainage and protective works ..	5,713	..	5,713
6. Receipts from other canal produce ..	6,004	12	6,016	Total ..	1,12,701	4,004	1,16,705
11. Miscellaneous ..	567	100	667	II. MAINTENANCE AND REPAIRS—			
				(1) Head works	2,527	..	2,527
				(2) Main canals and branches ..	2,81,450	13,102	2,94,552
				(3) Distributaries	1,85,483	7,638	1,93,121
				(4) Drainage and protective works ..	4,817	..	4,817
Total, Revenue realized in Public Works Department	8,871	161	9,032	*Add*—Unclassifiable outlay ..	2,969	..	2,969
				Total ..	4,77,246	20,740	4,97,986
Irrigation Revenue realized in Civil Department ..	14,43,704	50,784	14,94,488	Total, Extensions and Improvements and Maintenance and Repairs ..	5,89,947	24,744	6,14,691
				IV. ESTABLISHMENT	1,31,044	5,279	1,36,323
				V. TOOLS AND PLANT	—8	..	— 8
Total, Direct Receipts ..	14,52,575	50,945	15,03,520	VI. REFUNDS OF REVENUE	5	..	5
				Total, Direct Charges ..	7,20,988	30,023	7,51,011
II. INDIRECT RECEIPTS—							
Share of Land Revenue collected in the Civil Department..	3,51,995	7,324	3,59,319	Share of collection charges in the Civil department.	89,786	2,905	92,691
				Indirect charges	27,366	756	28,112
				Total, Direct and Indirect Charges.	8,38,140	33,684	8,71,824
				* Deduct—old maintenance charges saved to Government.	..	5,866	5,866
Total, Public Works and Civil Departments, Revenue ..	18,04,570	58,269	18,62,839	Net Revenue ..	8,38,140	27,818	8,65,958
				Balance, net revenue	9,66,430	30,451	9,96,881
Total, Receipts ..	18,04,570	58,269	18,62,839	Grand Total ..	18,04,570	58,269	18,62,839

	RS.
* Direct—	
Extensions and improvements	1,529
Maintenance and repairs	3,126
Establishment	1,001
Tools and plant	70
	5,726
Indirect	140
Total ..	5,866

No. 5.—Account of Indirect Charges for and to end of 1916–1917.

Particulars.	Previous.	1916–1917.	Total.
	RS.	RS.	RS.
CAPITAL—			
Capitalization of abatement of land revenue	4,084	..	4,084
Leave and pension allowances	6,061	58	6,119
Total ..	10,145	58	10,203
REVENUE—			
Capitalization of abatement of land revenue	9,033	17	9,050
Leave and pension allowances	18,333	739	19,072
Total ..	27,366	756	28,122
Grand Total ..	37,511	814	38,325

IRRIGATION BRANCH. PUBLIC WORKS DEPARTMENT.

GANJĀM MINOR RIVERS SYSTEM—*Canal Project.*

No. 6.—Statement comparing Charges to date with sanctioned estimates.

Particulars.	Charges against closed Sanctions.			Current Sanctions.			Total charges to date against old and current sanctions.	Remarks.	
	Expenditure against construction estimate.	Expenditure against open canal sanction.	Total.	Charges to date.	Amount of sanctioned estimate.	Unspent balance of estimate.		G.O. No. and Date.	Amount of estimate.
Direct charges.	RS.	RS.	RS.	RS.	RS.	RS.	RS.		RS.
Works	1,02,797	1,09,621	2,12,418	1,925	3,685	1,760	2,14,343	378 I., 3rd Aug. 1914.	1,735
Establishment ..	23,382	19,904	43,286	414	419	5	43,700		1,950
Tools and plant ..	..	139	139	..	..	..	139	536 I., 1st Dec. 1915.	3,685
Suspense account ..	..	..	..	..	..	..	..		
Total ..	1,26,179	1,29,664	2,55,843	2,339	4,104	1,765	2,58,182		
Less—Receipts on Capital account ..	..	..	..	..	..	..	..		
Net total ..	1,26,179	1,29,664	2,55,843	2,339	4,104	1,765	2,58,182		
Indirect charges.									
Capitalized abatement of land revenue ..	..	4,084	4,084	..	..	..	4,084		
Leave and pension allowances	3,274	2,787	6,061	58	..	— 58	6,119		
Total ..	3,274	6,871	10,145	58	..	— 58	10,203		
Grand Total ..	1,29,453	1,36,535	2,65,988	2,397	4,104	1,707	2,68,385		

MUNIYERU PROJECT—*Canal Project.*

No. 2.—Capital Account for and to end of 1916–1917.

Heads of account.	Direct Charges.			Cost of construction as now estimated.	Expenditure against closed estimate.
	Previous.	1916–1917.	Total.		
	RS.		RS.	RS.	
I. WORKS—					
(1) *Head Works*—					
A. Preliminary expenses	57	..	57	57	..
C. Works	54,547	..	54,547	81,290	..
K. Buildings	4,205	..	4,205	4,205	..
P. Maintenance	9,815	..	9,815	10,169	..
Total ..	68,624	..	68,624	95,721	..
(2) *Main Canals and Branches*—					
B. Land	10,011	..	10,011	10,000	..
D. Regulators	12,042	..	12,042	12,043	..
E. Falls and weirs	..	..	..	..	..
F. River and hill torrent works	3,046	..	3,046	7,524	..
F. (1) Other cross drainage works ..	85,903	..	85,903	86,038	..
G. Bridges	18,938	..	18,938	18,854	..
H. Escapes	..	..	..	..	..
K. Buildings	4,586	..	4,586	4,731	..
L. Earthwork	1,83,745	..	1,83,745	2,01,950	..
N. Tanks and reservoirs	6,359	..	6,359	6,879	..
O. Miscellaneous	2,754	..	2,754	2,884	..
P. Maintenance	107	..	107	107	..
Total ..	3,27,471	..	3,27,471	3,51,010	..
(3) *Distributaries*—					
C. Works	23,437	..	23,437	25,395	..
L. Earthwork	41,198	..	41,198	49,222	..
O. Miscellaneous	2,449	..	2,449	2,550	..
Total ..	67,084	..	67,084	77,167	..
Provision for unforeseen works	..	..	..	17,640	..
Total, Works ..	4,63,179	..	4,63,179	5,41,538	..
II. ESTABLISHMENT	1,03,806	..	1,03,806	1,22,194	..
III. TOOLS AND PLANT	3,713	..	3,713	7,702	..
Grand Total ..	5,70,698	..	5,70,698	6,71,434	..
V. *Less*—RECEIPTS ON CAPITAL ACCOUNT ..	1,732	.	1,732	..	..
(*a*) Net Total ..	5,68,966	..	5,68,966	6,71,434	..

(*a*) Chargeable to "43. Minor Works and Navigation—Provincial."

ADMINISTRATIVE ACCOUNTS FOR THE YEAR 1916-17. MADRAS PRESIDENCY.

MUNIYERU PROJECT—*Canal Project.*

No. 3.—Revenue Account for and to end of 1916–1917.

Receipts.	Total.			Charges.	Total.		
	Previous.	1916–1917.	Total.		Previous.	1916–1917.	Total.
I. DIRECT RECEIPTS—	RS.	RS.	RS.	I. EXTENSIONS AND IMPROVEMENTS—	RS.	RS.	RS.
5. Receipts from plantations ..	504	..	504	(1) Head works	2,471	..	2,471
6. Receipts from other canal produce ..	1,335	1,041	2,376	(2) Main canals and branches ..	2,682	3	2,685
9. Rents of buildings ..	874	90	964	(3) Distributaries	902	..	902
11. Miscellaneous ..	4,257	7	4,264	(4) Drainage and protective works ..	..	..	..
				Total ..	6,055	3	6,058
				II. MAINTENANCE AND REPAIRS—			
Total, Revenue realized in Public Works Department ..	6,970	1,138	8,108	(1) Head works	37,549	3,602	41,151
				(2) Main canals and branches ..	52,371	1,854	54,225
				(3) Distributaries	14,243	557	14,800
				(4) Drainage and protective works ..	..	..	..
				Add—Unclassifiable outlay ..	..	..	..
Irrigation Revenue realized in Civil Department ..	2,41,176	19,571	2,60,747	Total ..	1,04,163	6,013	1,10,176
				Total, Extensions and Improvements and Maintenance and Repairs ..	1,10,218	6,016	1,16,234
Total, Direct Receipts ..	28,146	20,709	2,68,855	IV. ESTABLISHMENT	25,091	1,349	26,440
II. INDIRECT RECEIPTS—				V. TOOLS AND PLANT	1,248	— 1	1,247
Share of Land Revenue collected in the Civil Department ..	1,795	60	1,855	VI. REFUNDS OF REVENUE	51	..	51
				Total, Direct Charges ..	1,36,608	7,364	1,43,972
				Share of collection charges in the Civil department	12,149	982	13,131
				Indirect Charges	3,499	189	3,688
Total, Public Works and Civil Departments, Revenue	2,49,941	20,769	2,70,710	Total, Direct and Indirect Charges ..	1,52,256	8,535	1,60,791
				* Deduct old maintenance charges saved to Government.	..	280	280
				Net Revenue ..	1,52,256	8,255	1,60,511
				Balance, net revenue	97,685	12,514	1,10,199
Total, Receipts ..	2,49,941	20,769	2,70,710	Grand Total ..	2,49,941	20,769	2,70,710

* Direct—

	RS
Extensions and improvements ..	222
Maintenance and repairs ..	48
Establishment ..	3
Tools and plant ..	
Total ..	273
Indirect ..	7
Total ..	280

No. 5.—Account of Indirect Charges for and to end of 1916–1917.

Particulars.	Previous.	1916–1917.	Total.
	RS.		
CAPITAL—			
Capitalization of abatement of land revenue	15,104	..	15,104
Leave and pension allowances	14,532	..	14,532
Total ..	29,636	..	29,636
REVENUE—			
Leave and pension allowances	3,499	189	3,688
Total ..	33,135	189	33,324

IRRIGATION BRANCH.

PUBLIC WORKS DEPARTMENT.

MUNIYERU PROJECT—*Canal Project.*

No. 6.—Statement comparing Charges to date with Sanctioned Estimates.

Particulars.	Charges against closed Sanctions.			Current Sanctions.			Total charges to date against old and current sanctions.	Remarks.	
	Expenditure against construction estimate.	Expenditure against open canal sanction.	Total.	Charges to date.	Amount of sanctioned estimate.	Unspent balance of estimate.		G.O. No. and date.	Amount of estimate.
Direct Charges.				RS.	RS.	RS.	RS.	*Direct Charges.*	RS.
Works	..	..	..	4,63,179	5,41,538	78,359	4,63,179	518 I., 8th July 1898.	4,84,800
Establishment ..	..	..	..	1,03,806	1,22,194	18,388	1,03,806	163 I., 17th Feb. 1899.	10,000
Tools and plant ..	..	..	..	3,713	7,702	3,989	3,713	270 I., 17th Mar. 1900.	9,182
Suspense account ..	..	..	..	..	..	..	..	798 I., 17th July 1902.	27,000
Total ..	..	..	..	5,70,698	6,71,434	1,00,736	5,70,698	690 I., 24th June 1904.	4,700
Less—Receipts on Capital account ..	..	..	..	1,732	..	— 1,732	1,732	266 I., 1st Sep. 1911.	1,856
Net Total ..	..	..	..	5,68,966	6,71,434	1,02,468	5,68,966	253 I., 20th May 1915.	4,000
								Total ..	5,41,538
Indirect Charges.								*Indirect Charges.*	
Capitalized abatement of land revenue ..	..	..	..	15,104	12,389	— 2,715	15,104	518 I., 8th July 1898.	28,000
Leave and pension allowances	..	..	..	14,532	15,611	1,079	14,532		
Total ..	..	..	..	29,636	28,000	— 1,636	29,636		
Grand Total ..	..	..	..	5,98,602	6,99,434	1,00,832	5,98,602		

PEDDINAYUDU TANK OF CHINNARAOPALEM—*Tank Project.*

No. 2.—Capital Account for and to end of 1916-1917.

Heads of account.	Direct Charges.			Cost of construction as now estimated.	Expenditure against closed estimate.
	Previous.	1916-1917.	Total.		
I. WORKS—	RS.		RS.	RS.	
(1) *Head Works*—					
B. Land	8,833	..	8,833	8,833	..
C. Works	38,551	..	38,551	38,551	..
O. Miscellaneous	90	..	90	38	..
P. Maintenance..	222	4	226	292	..
Total ..	47,696	4	47,700	47,714	..
(2) *Main Canals and Branches*—					
B. Land	382	..	382	382	..
C. Works	1,211	..	1,211	1,212	..
L. Earthwork	2,020	.	2,020	2,020	..
O. Miscellaneous	81	..	81	81	..
Total ..	3,694	..	3,694	3,695	..
(3) *Distributaries*—					
B. Land	106	..	106	106	..
C. Works	44	..	44	44	..
L. Earthwork	775	..	775	775	..
O. Miscellaneous	..	..	..	..	..
Total ..	925	..	925	925	..
Provision for unforeseen works	..	..	..	6,034	..
Total, Works ..	52,315	4	52,319	58,368	..
II. ESTABLISHMENT	9,779	..	9,779	9,866	..
III TOOLS AND PLANT	..	..	..	..	..
(a) Grand Total ..	62,094	4	62,098	68,234	..

(a) Chargeable to "43. Minor Works and Navigation—Provincial."

ADMINISTRATIVE ACCOUNTS FOR THE YEAR 1916-17. **MADRAS PRESIDENCY.**

PEDDINAYUDU TANK OF CHINNARAOPALEM—*Tank Project.*

No. 3.—Revenue Account for and to end of 1916-1917.

Receipts.	Total.			Charges.	Total.		
	Previous.	1916-1917.	Total.		Previous.	1916-1917.	Total.
I. DIRECT RECEIPTS—	RS.	RS.	RS.	I. EXTENSIONS AND IMPROVEMENTS—	RS.	RS.	RS.
5. Receipts from plantations	1,164	..	1,164	(1) Head works	..	..	..
6. Receipts from other canal produce ..	3,243	..	3,243	(2) Main canals and branches ..	86	30	116
8. Navigation receipts.	..	..	..	(3) Distributaries	..	..	..
9. Rents of buildings ..	..	..	..	(4) Drainage and protective works	188	..	188
10. Fines	..	..	..	Total ..	274	30	304
11. Miscellaneous ..	909	..	909	II. MAINTENANCE AND REPAIRS—			
Receipts for which classification is not obtainable ..	..	..	..	(1) Head works	..	138	138
				(2) Main canals and branches ..	576	163	739
				(3) Distributaries	..	..	..
				(4) Drainage and protective works ..	..	..	..
				Add—Unclassifiable outlay	..	..	..
Total revenue realized in the Public Works Department ..	5,316	..	5,316	Total ..	576	301	877
Irrigation revenue realized in Civil Department.	1,573	473	2,046	Total, Extensions and Improvements and Maintenance and Repairs ..	850	331	1,181
				IV. ESTABLISHMENT	714	71	785
Total, Direct Receipts ..	6,889	473	7,362	V. TOOLS AND PLANT	..	..	..
				VI. REFUNDS OF REVENUE	20	..	20
Total, Public Works and Civil Departments, Revenue ..	6,889	473	7,362	Total, Direct Charges ..	1,584	402	1,986
				Share of collection charges in the Civil Department.	78	24	102
				Indirect charges	99	10	109
				Total, Direct and Indirect Charges ..	1,761	436	2,197
				Balance, net revenue	5,128	37	5,165
Total, Receipts ..	6,889	473	7,362	Grand Total ..	6,889	473	7,362

No. 5.—Account of Indirect Charges for and to end of 1916-1917.

Particulars.	Previous.	1916-1917.	Total.
	RS.	RS.	RS.
Capital—			
Capitalization of abatement of land revenue..	28	..	28
Leave and pension allowances	1,369	..	1,369
Total ..	1,397	..	1,397
Revenue—			
Leave and pension allowances	99	10	109
Total ..	99	10	109
Grand total ..	1,496	10	1,506

IRRIGATION BRANCH. PUBLIC WORKS DEPARTMENT.

PEDDINAYUDU TANK OF CHINNARAOPALEM—*Tank Project.*

No. 6.—Statement comparing Charges to date with Sanctioned Estimates.

Particulars.	Charges against closed Sanctions.			Current Sanctions.			Total charges to date against old and current sanctions.	Remarks.	
	Expenditure against construction estimate.	Expenditure against open canal sanction.	Total.	Charges to date.	Amount of sanctioned estimate.	Unspent balance of estimate.		G.O. No. and date.	Amount of estimate.
Direct charges.				RS.	RS.	RS.	RS.	*Direct Charges.* 273 I., 27th July 1908.	RS. 58,368
Works	..	..	..	52,319	58,368	6,049	52,319		
Establishment	..	..	..	9,779	9,866	87	9,779		
Tools and plant	..	..	..	..	..	..	..		
Suspense account ..	..	..	..	..	..	..	..		
Total ..	..	..	..	62,098	68,234	6,136	62,098		
Less—Receipts on Capital Account	..	..	..	..	..	..	..		
Net total ..	..	..	..	62,098	68,234	6,136	62,098		
Indirect charges.								*Indirect Charges.* 273 I., 27th July 1908.	20,726
Capital abatement of land revenue	..	..	..	28	19,345	19,317	28		
Leave and pension allowances	..	..	..	1,369	1,381	12	1,369		
Total ..	..	..	..	1,397	20,726	19,329	1,397		
Grand total ..	..	..	..	63,495	88,960	25,465	63,495		

JANGAMESHWARAPURAM TANK—*Tank Project.*

No. 2.—Capital Account for and to end of 1916–1917.

Heads of account.	Direct Charges.			Cost of construction as now estimated (construction estimate closed on 31st March 1908).	Expenditure against closed estimate.
	Previous.	1916–1917.	Total.		
I. WORKS—					
(1) *Head Works*—	RS.	RS.	RS.	RS.	RS.
B. Land	13,487	..	13,487	13,487	13,487
C. Works	10,899	..	10,899	10,899	10,899
K. Buildings	..	..	..	..	..
L. Earthwork	6,959	..	6,959	6,959	6,959
O. Miscellaneous	72	..	72	72	72
Total ..	31,417	..	31,417	31,417	31,417
(3) *Distributaries*—					
B. Land	695	..	695	695	695
C. Works	7,500	..	7,500	7,500	7,500
L. Earthwork	11,136	1,501	12,637	12,726	11,136
O. Miscellaneous	248	..	248	248	248
Total ..	19,579	1,501	21,080	21,169	19,579
Provision for unforeseen works ..	..	..	..	..	..
Total, Works ..	50,996	1,501	52,497	52,586	50,996
II. ESTABLISHMENT	8,352	323	8,675	8,694	8,352
III. TOOLS AND PLANT	..	..	..	..	..
Grand total ..	59,348	1,824	61,172	61,280	59,348
V. *Less*—RECEIPTS ON CAPITAL ACCOUNT	..	..	..	..	..
(*a*) Net total ..	59,348	1,824	61,172	61,280	59,348

(*a*) Chargeable to "43. Minor Works and Navigation—Provincial."

ADMINISTRATIVE ACCOUNTS FOR THE YEAR 1916-17. **MADRAS PRESIDENCY.**

JANGAMESHWARAPURAM TANK—*Tank Project.*

No. 3.—Revenue Account for and to end of 1916–1917.

Receipts.	Total.			Charges.	Total.		
	Previous.	1916–1917.	Total.		Previous.	1916–1917.	Total.
I. DIRECT RECEIPTS—	RS.	RS.	RS.	I. EXTENSIONS AND IMPROVEMENTS—	RS.	RS.	RS.
5. Receipts from plantations	2	..	2	(1) Head works	135	40	175
6. Receipts from other canal produce ..	..	1,070	1,070	(2) Main canals and branches ..	26	..	26
11. Miscellaneous ..	..	..	..	(3) Distributaries	29	186	215
				(4) Drainage and protective works ..	..	..	..
Total, revenue realized in Public Works Department	2	1,070	1,072	Total ..	190	226	416
				II. MAINTENANCE AND REPAIRS—			
Irrigation revenue realized in Civil Department ..	2,323	1,819	4,142	(1) Head works	791	35	826
				(2) Main canals and branches ..	12	..	12
Total, Direct Receipts ..	2,325	2,889	5,214	(3) Distributaries	999	66	1,065
II. INDIRECT RECEIPTS—				(4) Drainage and protective works ..	467	..	467
				Add—Unclassifiable outlay ..	..	..	..
Share of land revenue collected in the Civil Department	..	..	..	Total ..	2,269	101	2,370
Total, Public Works and Civil Departments, Revenue	2,325	2,889	5,214	Total, Extensions and Improvements and Maintenance and Repairs ..	2,459	327	2,786
				IV. ESTABLISHMENT	529	177	706
				V. TOOLS AND PLANT	..	— 20	— 20
				VI. REFUNDS OF REVENUE	..	..	..
				Total, Direct Charges ..	2,988	484	3,472
				Share of collection charges in the Civil Department	114	91	205
				Indirect charges	76	25	101
				Total, Direct and Indirect Charges ..	3,178	600	3,778
				Balance, net revenue	— 853	2,289	1,436
Total, Receipts ..	2,325	2,889	5,214	Grand Total ..	2,325	2,889	5,214

No. 5.—Account of Indirect Charges for and to end of 1916–1917.

Particulars.	Previous.	1916–1917.	Total.
CAPITAL—	RS.	RS.	RS.
Capitalization of abatement of land revenue	9,194	..	9,194
Leave and pension allowances	1,170	45	1,215
Total ..	10,364	45	10,409
REVENUE—			
Leave and pension allowances	76	25	101
Grand Total ..	10,440	70	10,510

IRRIGATION BRANCH. PUBLIC WORKS DEPARTMENT.

JANGAMESHWARAPURAM TANK—*Tank Project.*

No. 6.—Statement comparing Charges to date with Sanctioned Estimates.

Particulars.	Charges against closed sanctions.			Current sanctions.			Total charges to date against old and current sanctions.	Remarks.	
	Expenditure against construction estimate.	Expenditure against open canal sanction.	Total.	Charges to date.	Amount of sanctioned estimate.	Unspent balance of estimate.		G.O. No. and date.	Amount of estimate.
Direct Charges.	RS.	RS.	RS.				RS.	RS.	
Works	50,980	16	50,996	1,501	1,590	89	52,497		
Establishment	8,352	..	8,352	323	342	19	8,675		
Tools and plant	..	..	..	..	..	..	..		
Suspense account . ..	.	..	..	..	..	..	..		
Total ..	59,332	16	59,348	1,824	1,932	108	61,172	66 1., 16th Feb. 1916.	1,540
Less—Receipts on Capital account.	..	..	..	..	..	..	..		
Net Total ..	59,332	16	59,348	1,824	1,932	108	61,172		
Indirect Charges.									
Capitalized abatement of land revenue.	9,194	..	9,914	..	..	..	9,194		
Leave and pension allowances.	1,170	..	1,179	45	..	— 45	1,215		
Total ..	10,364	..	10,364	45	..	— 45	10,409		
Grand Total ..	69,696	16	69,712	1,869	1,932	63	71,581		

ATMAKURU TANK—*Tank Project.*

No. 2.—Capital Account for and to end of 1916–1917.

Heads of account.	Direct Charges.			Cost of construction as now estimated (construction estimate closed on 31st August 1907).	Expenditure against closed estimate.
	Previous.	1916-1917.	Total.		
I. WORKS—	RS.		RS.	RS.	RS.
(1) *Head Works*—					
B. Land	9,024	..	9,024	9,024	9,024
C. Works	36,966	..	36,966	36,966	36,966
K. Buildings	..	..	..	..	..
L. Earthwork	35,535	..	35,535	35,535	35,535
O. Miscellaneous	75	..	75	75	75
P. Maintenance	66	..	66	66	66
Total ..	81,666	..	81,666	81,666	81,666
(2) *Main Canals and Branches*—					
A. Preliminary expenses	..	..	..	..	..
B. Land	..	..	..	..	..
E. Falls and weirs	..	..	..	..	..
F. (1) Other cross drainage works ..	..	..	..	..	..
G. Bridges	..	..	..	..	..
K. Buildings	..	..	..	..	..
L. Earthwork	..	..	..	..	..
O. Miscellaneous	..	..	..	..	..
P. Maintenance	..	..	..	..	..
Total ..	..	..	..	..	..
(3) *Distributaries*—					
B. Land	493	..	493	493	493
C. Works	3,282	..	3,212	3,282	3,282
L. Earthwork	5,512	..	5,512	5,512	5,512
O. Miscellaneous	249	..	249	249	249
P. Maintenance..	..	..	..	..	..
Total ..	9,536	..	9,536	9,536	9,536
Provision for unforeseen works	..	..	..	..	..
Total Works ..	91,202	..	91,202	91,202	91,202
II. ESTABLISHMENT	18,749	..	18,749	18,749	18,749
III. TOOLS AND PLANT	..	..	..	..	..
(*a*) Grand Total ..	1,09,951	..	1,09,951	1,09,951	1,09,951

(*a*) Chargeable to "43. Minor Works and Navigation—Provincial."

ADMINISTRATIVE ACCOUNTS FOR THE YEAR 1916-17. **MADRAS PRESIDENCY.**

ATMAKURU TANK—*Tank Project.*

No. 3.—Revenue Account for and to end of 1916–1917.

Receipts.	Total.			Charges.	Total.		
	Previous.	1916–1917.	Total.		Previous.	1916–1917.	Total.
I. DIRECT RECEIPTS—	RS.	RS.	RS.	I. EXTENSIONS AND IMPROVEMENTS—	RS.	RS.	RS.
3. Sale of water ..	..	..	..	(1) Head works	766	..	766
4. Water-supply of towns	..	..	..	(2) Main canals and branches ..	..	..	..
5. Receipts from plantations	..	..	..	(3) Distributaries	136	..	136
6. Receipts from other canal produce ..	..	1	1	(4) Drainage and protective works ..	..	..	..
8. Navigation receipts.	..	..	..	Total ..	902	..	902
9. Rents of buildings ..	..	..	..	II. MAINTENANCE AND REPAIRS—			
10. Fines	..	..	..	(1) Head works	2,062	540	2,602
11. Miscellaneous ..	5	..	5	(2) Main canals and branches ..	..	..	..
Total, Revenue realized in the Public Works Department ..	5	1	6	(3) Distributaries	661	— 17	644
Irrigation Revenue realized in Civil Department	4,819	3,879	8,698	(4) Drainage and protective works ..	..	..	..
Total, Direct Receipts ..	4,824	3,880	8,704	*Add*—Unclassifiable outlay ..	..	..	..
II. INDIRECT RECEIPTS—				Total ..	2,723	523	3,246
Share of Land Revenue collected in the Civil Department ..	..	..	..	Total, Extensions and Improvements and Maintenance and Repairs ..	3,625	523	4,148
Total, Public Works and Civil Departments, Revenue	4,824	3,880	8,704	IV. ESTABLISHMENT	765	113	878
Grand Total ..	4,824	3,880	8,704	V. TOOLS AND PLANT	..	..	..
				VI. REFUNDS OF REVENUE	..	..	..
				Total, Direct Charges ..	4,390	636	5,026
				Share of collection charges in the Civil Department	240	194	434
				Indirect charges	107	16	123
				Total, Direct and Indirect Charges ..	4,737	846	5,583
				Balance, net revenue	87	3,034	3,121
				Grand Total ..	4,824	3,880	8,704

No. 5.—Account of Indirect Charges for and to end of 1916–1917.

Particulars.	Previous.	1916–1917.	Total.
CAPITAL—	RS.	RS.	RS.
Capitalization of abatement of land revenue	10,802	..	10,802
Leave and pension allowances	2,626	..	2,626
Total ..	13,248	..	13,428
REVENUE—			
Leave and pension allowances	107	16	123
Grand Total ..	13,535	16	13,551

JANGAMESHWARAPURAM TANK—*Tank Project.*

No. 6.—Statement comparing Charges to date with Sanctioned Estimates.

Particulars.	Charges against closed Sanctions.			Current Sanctions.			Total charges to date against old and current sanctions.	Remarks.	
	Expenditure against construction estimate.	Expenditure against open canal sanction.	Total.	Charges to date.	Amount of sanctioned estimate.	Unspent balance of estimate.		(G.O. No. and date.	Amount of estimate.
Direct Charges.	RS.	RS.	RS.	RS.	RS.	RS.	RS.	RS.	
Works	50,980	16	50,996	1,501	1,590	89	52,497	66 L., 16th Feb. 1916.	1,540
Establishment	8,352	..	8,352	323	342	19	8,675		
Tools and plant	..	..	..	..	..	..	..		
Suspense account ..	..	..	..	..	..	..	..		
Total ..	59,332	16	59,348	1,824	1,932	108	61,172		
Less—Receipts on Capital account.	..	..	..	..	..	..	..		
Net Total ..	59,332	16	59,348	1,824	1,932	108	61,172		
Indirect Charges.									
Capitalized abatement of land revenue.	9,194	..	9,194	..	..	..	9,194		
Leave and pension allowances.	1,170	..	1,170	45	..	— 45	1,215		
Total ..	10,364	..	10,364	45	..	— 45	10,409		
Grand Total ..	69,696	16	69,712	1,869	1,932	63	71,581		

ATMAKURU TANK—*Tank Project.*

No. 2.—Capital Account for and to end of 1916–1917.

Heads of account.	Direct Charges.			Cost of construction as now estimated (construction estimate closed on 31st August 1907).	Expenditure against closed estimate.
	Previous.	1916–1917.	Total.		
I. WORKS—	RS.		RS.	RS.	RS.
(1) *Head Works*—					
B. Land	9,024	..	9,024	9,024	9,024
C. Works	36,966	..	36,966	36,966	36,966
K. Buildings	..	..	..	..	..
L. Earthwork	35,535	..	35,535	35,535	35,535
O. Miscellaneous	75	..	75	75	75
P. Maintenance	66	..	66	66	66
Total ..	81,666	..	81,666	81,666	81,666
(2) *Main Canals and Branches*—					
A. Preliminary expenses	..	..	..	..	..
B. Land	..	..	..	..	..
E. Falls and weirs	..	..	..	..	..
F. (1) Other cross drainage works ..	..	..	..	..	..
G. Bridges	..	..	..	..	..
K. Buildings	..	..	..	..	..
L. Earthwork	..	..	..	..	..
O. Miscellaneous	..	..	..	..	..
P. Maintenance	..	..	..	..	..
Total ..	..	..	..	..	..
(3) *Distributaries*—					
B. Land	493	..	493	493	493
C. Works	3,282	..	3,282	3,282	3,282
L. Earthwork	5,512	..	5,512	5,512	5,512
O. Miscellaneous	249	..	249	249	249
P. Maintenance	..	..	..	..	..
Total ..	9,536	..	9,536	9,536	9,536
Provision for unforeseen works	..	..	..	..	..
Total Works ..	91,202	..	91,202	91,202	91,202
II. ESTABLISHMENT	18,749	..	18,749	18,749	18,749
III. TOOLS AND PLANT	..	..	..	..	..
(a) Grand Total ..	1,09,951	..	1,09,951	1,09,951	1,09,951

(a) Chargeable to "43. Minor Works and Navigation—Provincial."

ATMAKURU TANK—*Tank Project.*

No. 3.—Revenue Account for and to end of 1916–1917.

Receipts.	Total.			Charges.	Total.		
	Previous.	1916–1917.	Total.		Previous.	1916–1917.	Total.
I. DIRECT RECEIPTS—	RS.	RS.	RS.		RS.	RS.	RS.
3. Sale of water ..	..	..	..	I. EXTENSIONS AND IMPROVEMENTS—			
4. Water-supply of towns	..	..	..	(1) Head works	766	..	766
5. Receipts from plantations	..	..	..	(2) Main canals and branches ..	..	..	..
6. Receipts from other canal produce ..	..	1	1	(3) Distributaries	136	..	136
8. Navigation receipts.	..	..	..	(4) Drainage and protective works ..	..	..	..
9. Rents of buildings ..	..	..	..	Total ..	902	..	902
10. Fines	..	..	..	II. MAINTENANCE AND REPAIRS—			
11. Miscellaneous ..	5	..	5	(1) Head works	2,062	540	2,602
Total, Revenue realized in the Public Works Department ..	5	1	6	(2) Main canals and branches ..	..	..	..
Irrigation Revenue realized in Civil Department	4,819	3,879	8,698	(3) Distributaries	661	— 17	644
Total, Direct Receipts ..	4,824	3,880	8,704	(4) Drainage and protective works ..	..	..	..
II. INDIRECT RECEIPTS—				*Add*—Unclassifiable outlay ..	..	..	..
Share of Land Revenue collected in the Civil Department ..	..	..	..	Total ..	2,723	523	3,246
Total, Public Works and Civil Departments, Revenue	4,824	3,880	8,704	Total, Extensions and Improvements and Maintenance and Repairs ..	3,625	523	4,148
				IV. ESTABLISHMENT	765	113	878
				V. TOOLS AND PLANT	..	..	..
				VI. REFUNDS OF REVENUE	..	..	..
				Total, Direct Charges ..	4,390	636	5,026
				Share of collection charges in the Civil Department	240	194	434
				Indirect charges	107	16	123
				Total, Direct and Indirect Charges ..	4,737	846	5,583
				Balance, net revenue	87	3,034	3,121
Grand Total ..	4,824	3,880	8,704	Grand Total ..	4,824	3,880	8,704

No. 5.—Account of Indirect Charges for and to end of 1916–1917.

Particulars.	Previous.	1916–1917.	Total.
CAPITAL—	RS.	RS.	RS.
Capitalization of abatement of land revenue	10,802	..	10,802
Leave and pension allowances	2,626	..	2,626
Total ..	13,248	..	13,428
REVENUE—			
Leave and pension allowances	107	16	123
Grand Total ..	13,535	16	13,551

IRRIGATION BRANCH.

PUBLIC WORKS DEPARTMENT.

ATMAKURU TANK—*Tank Project.*

No. 6.—Statement comparing Charges to date with Sanctioned Estimates.

Particulars.	Charges against closed Sanctions.			Current Sanctions.			Total charges to date against old and current sanctions.	Remarks.	
	Expenditure against construction estimate.	Expenditure against open canal sanction.	Total.	Charges to date.	Amount of sanctioned estimate.	Unspent balance of estimate.		G.O. No. and date.	Amount of estimate.
Direct Charges.	RS.		RS.				RS.		
Works	91,202	..	91,202	.	...	...	91,202		
Establishment ...	18,749	...	18,749	...	...	...	18,749		
Tools and plant...	..	...	...	...	...	...	...		
Suspense account.	...	...	...	...	...	...	...		
Total ...	1,09,951	...	1,09,951	...	...	...	1,09,951		
Less—Receipts on Capital Account.	...	...	...	...	...	...	...		
Net Total ...	1,09,951	...	1,09,951	...	...	...	1,09,951		
Indirect Charges.									
Capitalized abatement of land revenue ...	10,802	...	10,862	...	...	...	10,802		
Leave and pension allowances ...	2,626	...	2,626	..	...	...	2,626		
Total ...	13,428	..	13,428	...	...	...	13,428		
Grand Total ...	1,23,379	...	1,23,379	...	..	...	1,23,379		

DONDAPAD TANK—*Tank Project.*

No. 2.—Capital Account for and to end of 1916–1917.

Heads of account.	Direct Charges.			Cost of construction as now estimated (construction estimate closed on 31st March 1903).	Expenditure against closed estimate.
	Previous.	1916–1917.	Total.		
I. WORKS—	RS.		RS.	RS.	RS.
(1) *Head Works*—					
B. Land	22,423	..	22,423	22,423	22,423
C. Works	28,821	..	28,821	28,821	28,821
L. Earthwork	38,320	..	38,320	38,320	38,320
P. Maintenance	10	..	10	10	10
Total ..	89,574	..	89,574	89,574	89,574
(3) *Distributaries*—					
B. Land	838	..	838	838	838
C. Works	5,456	..	5,456	5,456	5,456
L. Earthwork	9,860	..	9,860	9,860	9,860
O. Miscellaneous	120	..	120	120	120
Total ..	16,274	..	16,274	16,274	16,274
Total, Works ..	1,05,848	..	1,05,848	1,05,848	1,05,848
II. ESTABLISHMENT	18,945	..	18,945	18,945	18,945
III. TOOLS AND PLANT	..	..	..	..	..
Grand Total ..	1,24,793	..	1,24,793	1,24,793	1,24,793
V. *Less*—RECEIPTS ON CAPITAL ACCOUNT	7	..	7	7	7
(*a*) Net Total ..	1,24,786	..	1,24,786	1,24,786	1,24,786

(*a*) Chargeable to "43. Minor Works and Navigation—Provincial."

MADRAS PRESIDENCY.

ADMINISTRATIVE ACCOUNTS FOR THE YEAR 1916-17.

DONDAPAD TANK—*Tank Project.*

No. 3.—Revenue Account for and to end of 1916–1917.

Receipts.	Total.			Charges.	Total.		
	Previous.	1916–1917.	Total.		Previous.	1916–1917.	Total.
I. DIRECT RECEIPTS—	RS.	RS.	RS.	I. EXTENSIONS AND IMPROVEMENTS—	RS.	RS.	RS.
5. Receipts from plantations ..	165	..	165	(1) Head works	73	..	73
6. Receipts from other canal produce ..	629	..	629	(2) Main canals and branches ..	..	..	..
11. Miscellaneous ..	230	..	230	(3) Distributaries	11	..	11
				(4) Drainage and productive works ..	..	..	..
Total, Revenue realized in Public Works Department	1,024	..	1,024	Total ..	84	..	84
Irrigation Revenue realized in Civil Department ..	10,628	1,448	12,076	II. MAINTENANCE AND REPAIRS—			
				(1) Head works	6,803	..	6,803
Total, Direct Receipts ..	11,652	1,448	13,100	(2) Main canals and branches ..	144	..	144
				(3) Distributaries	793	100	893
II. INDIRECT RECEIPTS—				(4) Drainage and productive works ..	..	..	..
Share of Land Revenue collected in the Civil Department ..	50	3	53	*Add*—Unclassifiable outlay ..	..	..	..
				Total ..	7,740	100	7,840
Total, Public Works and Civil Departments, Revenue	11,702	1,451	13,153	Total, Extensions and Improvements and Maintenance and Repairs	7,824	100	7,924
				IV. ESTABLISHMENT	1,879	21	1,900
				V. TOOLS AND PLANT	.	..	..
				VI. REFUNDS OF REVENUE	..	..	..
				Total, Direct Charges ..	9,703	121	9,824
				Share of collection charges in the Civil Department	532	73	605
				Indirect charges	261	3	264
				Total, Direct and Indirect Charges ..	10,496	197	10,693
				Balance, net revenue	1,206	1,254	2,460
Total, Receipts ..	11,702	1,451	13,153	Grand Total ..	11,702	1,451	13,153

No. 5.—Account of Indirect Charges for and to end of 1916–1917.

Particulars.	Previous.	1916–1917.	Total.
CAPITAL—	RS.	RS.	RS.
Capitalization of abatement of land revenue	12,566	..	12,566
Leave and pension allowances	2,652	..	2,652
Total ..	15,218	..	15,218
REVENUE—			
Leave and pension allowances	261	3	264
Grand Total ..	15,479	3	15,482

No. 6.—Statement comparing Charges to date with Sanctioned Estimates.

Particulars.	Charges against closed Sanctions.			Current Sanctions.			Total charges to date against old and current sanctions.	Remarks.	
	Expenditure against construction estimate.	Expenditure against open canal sanctions.	Total.	Charges to date.	Amount of sanctioned estimate.	Unspent balance of estimate.		G.O. No. and date.	Amount of estimate.
Direct charges.	RS.	RS.	RS.	RS.	RS.	RS.	RS.		
Works	96,521	9,327	1,05,848	..	..	..	1,05,848		
Establishment ..	17,017	1,928	18,945	..	..	..	18,945		
Tools and plant ..	..	..	..	..	..	..	..		
Suspense account ..	..	..	..	..	..	..	..		
Total ..	1,13,538	11,255	1,24,793	..	..	..	1,24,793		
Less—Receipts on capital account ..	7	..	7	..	..	..	7		
Net Total ..	1,13,531	11,255	1,24,786	..	..	..	1,24,786		
Indirect charges.									
Capitalized abatement of land revenue ..	12,062	504	12,566	..	..	..	12,566		
Leave and pension allowances ..	2,382	270	2,652	..	..	..	2,652		
Total ..	14,444	774	15,218	..	..	..	15,218		
Grand Total ..	1,27,975	12,029	1,40,004	..	..	..	1,40,004		

HAJIPURAM TANK—*Tank Project.*

No. 2.—Capital Account for and to end of 1916–1917.

Heads of account.	Direct Charges. Previous.	1916–1917.	Total.	Cost of construction as now estimated. (Construction estimate closed on 31st March 1911).	Expenditure against closed estimate.
	RS.	RS.	RS.	RS.	RS.
I. WORKS—					
(1) *Head Works*—					
B. Land	19,227	..	19,227	19,227	19,227
C. Works	28,750	..	28,750	28,750	28,750
K. Buildings	913	..	913	913	913
L. Earthwork	1,66,992	..	1,66,992	1,66,992	1,66,992
P. Maintenance	3,842	..	3,842	3,842	3,842
O. Miscellaneous	..	..	..	..	..
Total ..	2,19,724	..	2,19,724	2,19,724	2,19,724
(3) *Distributaries*—					
B. Land	1,156	..	1,156	1,156	1,156
C. Works	3,869	..	3,869	3,869	3,869
L. Earthwork	5,421	..	5,421	5,421	5,421
O. Miscellaneous	516	..	516	516	516
Total ..	10,962	..	10,962	10,962	10,962
Provision for unforeseen works ..	..	..	..	..	..
Total, Works ..	2,30,686	..	2,30,686	2,30,686	2,30,686
II. ESTABLISHMENT	48,308	..	48,308	48,308	48,308
III. TOOLS AND PLANT	..	..	..	..	..
Grand Total ..	2,78,994	..	2,78,994	2,78,994	2,78,994
V. *Less*—RECEIPTS ON CAPITAL ACCOUNT ..	220	..	220	220	220
(*a*) Net Total ..	2,78,774	..	2,78,774	2,78,774	2,78,774

(*a*) Chargeable to "13. Minor Works and Navigation—Provincial."

No. 3.—Revenue Account for and to end of 1916–1917.

Receipts.	Total. Previous.	1916–1917.	Total.
	RS.	RS.	RS.
I. DIRECT RECEIPTS—			
Receipts from other canal produce ..	101	..	101
Miscellaneous ..	2,867	427	3,294
Total, Revenue realized in Public Works Department ..	2,968	427	3,395
Irrigation Revenue realized in Civil Department ..	2,401	2,841	5,242
Total, Direct Receipts.	5,369	3,268	8,637
II. INDIRECT RECEIPTS—			
Share of Land Revenue collected in the Civil Department ..	91	15	106
Total, Public Works and Civil Departments, Revenue ..	5,460	3,283	8,743
Total, Receipts ..	5,460	3,283	8,743

Charges.	Total. Previous.	1916–1917.	Tot
	RS.	RS.	RS
I. EXTENSIONS AND IMPROVEMENTS—			
(1) Head works	..	..	..
(2) Main canals and branches ..	..	..	..
(3) Distributaries	..	..	..
(4) Drainage and protective works ..	130	..	1
Total ..	130	..	1
II. MAINTENANCE AND REPAIRS—			
(1) Head works	..	..	..
(2) Main canals and branches ..	..	83	
(3) Distributaries	..	..	..
(4) Drainage and protective works ..	..	..	..
Add—Unclassifiable outlay ..	..	..	..
Total ..	..	83	
Total, Extensions and Improvements and Maintenance and Repairs ..	130	83	2
IV. ESTABLISHMENT	229	60	2
V. TOOLS AND PLANT	..	..	..
VI. REFUNDS OF REVENUE	..	..	..
Total, Direct Charges ..	359	143	5
Share of collection charges in the Civil Department	125	143	2
Indirect charges	136	8	1
Total, Direct and Indirect Charges ..	620	294	9
Balance, net revenue ..	4,840	2,989	7,
Grand Total ..	5,460	3,283	8,

HAJIPURAM TANK—*Tank Project.*

No. 5.—Account of Indirect Charges for and to end of 1916–1917.

Particulars.	Previous.	1916–1917.	Total.
	RS.	RS.	RS.
CAPITAL—			
Capitalization of abatement of land revenue ...	26,346	...	26,346
Leave and pension allowances	6,763	...	6,763
Total ...	33,109	...	33,109
REVENUE—			
Capitalization of abatement of land revenue ...	105	...	105
Leave and pension allowances	31	8	39
Total ...	136	8	144
Grand Total ...	33,245	8	33,253

No. 6.—Statement comparing Charges to date with Sanctioned Estimates.

Particulars.	Charges against closed sanctions. Expenditure against construction estimate.	Expenditure again at open canal sanction.	Total.	Current Sanctions. Charges to date.	Amount of sanctioned estimate.	Unspent balance of estimate.	Total charges to date against old and current sanctions.	Remarks. G.O. No. and date.	Amount of estimate.
	RS.	RS.	RS.		RS.	RS.	RS.		RS.
Direct Charges.									
Works	2,28,024	2,662	2,30,686	...	...	...	2,30,686		
Establishment ...	47,880	428	48,308	...	...	...	48,308		
Tools and plant ...	...	...	...	...	...	...	...		
Suspense account ...	...	...	...	...	...	...	...		
Total ...	2,75,904	3,090	2,78,994	...	...	...	2,78,994		
Less—Receipts on capital account ..	220	...	220	...	...	...	220		
Net Total ...	2,75,684	3,090	2,78,774	...	...	...	2,78,774		
Indirect Charges.									
Capitalized abatement of land revenue	25,879	467	26,346	...	...	...	26,346		
Leave and pension allowances ...	6,703	60	6,763	...	...	...	6,763		
Total ...	32,582	527	33,109	...	...	...	33,109		
Grand Total ...	3,08,266	3,617	3,11,883	...	...	...	3,11,883		

PONNALUR TANK—*Tank Project.*

No. 2.—Capital Account for and to end of 1916–1917.

Heads of account.	Direct Charges. Previous.	1916–1917.	Total.	Cost of construction as now estimated (construction estimate closed on 31st March 1911).	Expenditure against closed estimate.
I. WORKS—	RS.		RS.	RS.	RS.
(1) *Head Works*—					
B. Land	20,407	...	20,407	20,407	20,407
C. Works	29,642	...	29,642	48,942	29,642
K. Buildings	411	...	411	411	411
L. Earthwork	73,402	...	73,402	73,402	73,402
O. Miscellaneous	10,211	...	10,211	10,211	10,211
P. Maintenance	1,052	...	1,052	1,052	1,052
Total ...	1,35,125	...	1,35,125	1,54,425	1,35,125
(2) *Main Canals and Branches*—					
A. Preliminary expenses ...	...	...	...	...	...
B. Land	...	...	...	...	...
E. Falls and weirs	...	...	...	...	...
F. (1) Other cross drainage works	...	...	...	...	...
G. Bridges	...	...	...	...	...
K. Buildings	...	...	...	...	...
L. Earthwork	...	...	...	...	...
O. Miscellaneous	...	...	...	...	...
P. Maintenance	...	...	...	...	...
Total ...	...	...	...	...	...
(3) *Distributaries*—					
B. Land	812	...	812	812	812
C. Works	1,103	...	1,103	1,988	1,103
L. Earthwork	1,715	...	1,715	1,715	1,715
O. Miscellaneous	594	...	594	594	594
P. Maintenance	...	...	...	...	...
Total ...	4,224	...	4,224	5,109	4,224
Provision for unforeseen works ...	...	...	...	...	...
Total, Works ...	1,39,349	...	1,39,349	1,59,534	1,39,349
II. ESTABLISHMENT	27,013	...	27,013	31,353	27,013
III. TOOLS AND PLANT	...	...	...	...	...
(*a*) Grand Total ...	1,66,362	...	1,66,362	1,90,887	1,66,362

(*a*) Chargeable to "43. Minor Works and Navigation—Provincial."

PONNALUR TANK—*Tank Project.*

No. 3.—Revenue Account for and to end of 1916–1917.

Receipts.	Total. Previous.	1916-1917.	Total.
	RS.	RS.	RS.
I. DIRECT RECEIPTS—			
5. Receipts from plantations	..	..	..
6. Receipts from other canal produce ..	..	..	..
11. Miscellaneous ..	169	7	176
Total, Revenue realized in Public Works Department	169	7	176
Irrigation revenue realized in Civil Department ..	20,491	4,235	24,726
Total, Direct Receipts ..	20,660	4,242	24,902
II. INDIRECT RECEIPTS—			
Share of land revenue collected in the Civil Department	..	..	..
Total, Public Works and Civil Departments, Revenue	20,660	4,242	24,902
Total, Receipts ..	20,660	4,242	24,902

Charges.	Total. Previous.	1916-1917.	Total.
	RS.	RS.	RS.
I. EXTENSIONS AND IMPROVEMENTS—			
(1) Head works	..	..	..
(2) Main canals and branches ..	..	..	..
(3) Distributaries	..	..	..
(4) Drainage and protective works ..	..	..	..
Total ..	..	..	..
II. MAINTENANCE AND REPAIRS—			
(1) Head works	23,582	5,427	29,009
(2) Main canals and branches ..	18,071	..	18,071
(3) Distributaries	..	..	..
(4) Drainage and protective works ..	..	..	..
Add—Unclassifiable outlay ..	..	..	..
Total ..	41,653	5,427	47,080
Total, Extensions and Improvements and Maintenance and Repairs ..	41,653	5,427	47,080
IV. ESTABLISHMENT	9,244	1,167	10,411
V. TOOLS AND PLANT	..	..	..
VI. REFUNDS OF REVENUE	..	..	..
Total, Direct Charges ..	50,897	6,594	57,491
Share of collection charges in the Civil Department	1,026	212	1,238
Indirect charges	1,295	163	1,458
Total, Direct and Indirect Charges ..	53,218	6,969	60,187
Balance, net revenue ..	**–32,558**	**–2,727**	**–35,285**
Grand Total ..	20,660	4,242	24,902

No. 5.—Account of Indirect Charges for and to end of 1916–1917.

Particulars.	Previous.	1916–1917.	Total.
	RS.	RS.	RS.
CAPITAL—			
Capitalization of abatement of land revenue	21,230	..	21,230
Leave and pension allowances	3,781	..	3,781
Total ..	25,011	..	25,011
REVENUE—			
Leave and pension allowances	1,295	163	1,458
Grand Total ..	26,306	163	26,469

IRRIGATION BRANCH. PUBLIC WORKS DEPARTMENT.

PONNALUR TANK—*Tank Project.*

No. 6.—Statement comparing Charges to date with Sanctioned Estimates.

Particulars.	Charges against closed Sanctions.			Current Sanctions.			Total charges to date against old and current sanctions.	Remarks.	
	Expenditure against construction estimate.	Expenditure against open canal sanction.	Total.	Charges to date.	Amount of sanctioned estimate.	Unspent balance of estimate.		G.O. No. and date.	Amount of estimate.
Direct charges.	RS.	RS.	RS.	RS.	RS.	RS.	RS.		RS.
Works	1,39,349	..	1,39,349	..	20,185	20,185	1,39,349	450 I., 10th Oct. 1916.	20,185
Establishment	27,013	..	27,013	..	4,340	4,340	27,013		
Tools and plant ..	..	..	..	..	..	..	..		
Suspense account ..	..	..	..	..	..	..	..		
Total ..	1,66,362	..	1,66,362	..	24,525	24,525	1,66,362		
Less—Receipts on Capital Account	..	..	..	..	..	..	..		
Net Total ..	1,66,362	..	1,66,362	..	24,525	24,525	1,66,362		
Indirect charges.									
Capitalized abatement of land revenue	21,230	..	21,230	..	..	..	21,230		
Leave and pension allowances	3,781	..	3,781	..	..	..	3,781		
Total ..	25,011	..	25,011	..	..	..	25,011		
Grand Total .	1,91,373	..	1,91,373	..	24,525	24,525	1,91,373		

ANAMASAMUDRAM-BERAPERU TANK—*Tank Project.*

No. 2.—Capital Account for and to end of 1916–1917.

Heads of account.	Direct Charges.			Cost of construction as now estimated. (Construction estimate closed on 31st March 1910).	Expenditure against closed estimate.
	Previous.	1916–1917.	Total.		
I. WORKS—	RS.	RS.	RS.	RS.	RS.
(2) *Main Canals and Branches*—					
B. Land	110	..	110	110	110
C. Works	6,282	..	6,282	6,282	6,282
F. River and hill torrent works ..	2,081	..	2,081	2,081	2,081
F. (1) Other cross drainage works	3,311	..	3,311	3,311	3,311
L. Earthwork	46,528	..	46,528	46,528	46,528
O. Miscellaneous	109	..	109	109	109
Total ..	58,421	..	58,421	58,421	58,421
Provision for unforeseen works ..	..	..	..	..	..
Total, Works ..	58,421	..	58,421	58,421	58,421
II. ESTABLISHMENT	13,266	..	13,266	13,266	13,266
III. TOOLS AND PLANT	..	..	..	..	..
Grand Total ..	71,687	..	71,687	71,687	71,687
V. *Less*—RECEIPTS ON CAPITAL ACCOUNT ..	..	..	..	..	..
(a) Net Total ..	71,687	..	71,687	71,687	71,687

(a) Chargeable to "43. Minor Works and Navigation—Provincial."

DMINISTRATIVE ACCOUNTS FOR THE YEAR 1916-17. **MADRAS PRESIDENCY.**

ANAMASAMUDRAM-BERAPERU TANK—*Tank Project.*

No. 3.—Revenue Account for and to end of 1916–1917.

Receipts.	Total.			Charges.	Total.		
	Previous.	1916–1917.	Total.		Previous.	1916–1917.	Total.
	RS.	RS.	RS.		RS.	RS.	RS.
IRECT RECEIPTS—				I. EXTENSIONS AND IMPROVEMENTS—			
				(1) Head works	..	..	..
6. Receipts from other canal produce ..	..	..	..	(2) Main canals and branches ..	..	..	..
9. Rents of buildings.	..	..	..	(3) Distributaries	..	..	..
11. Miscellaneous ..	..	..	..	(4) Drainage and protective works ..	..	..	..
				Total ..	..	..	..
Total, Revenue realized in Public Works Department ..	..	..	..	II. MAINTENANCE AND REPAIRS—			
				(1) Head works	..	..	..
Irrigation Revenue realized in Civil Department ..	2,017	319	2,336	(2) Main canals and branches ..	2,871	..	2,871
				(3) Distributaries	..	..	..
				(4) Drainage and protective works ..	..	..	..
Total, Direct Receipts ..	2,017	319	2,336	*Add*—Unclassifiable outlay ..	..	..	..
I. INDIRECT RECEIPTS—				Total ..	2,871	..	2,871
Share of land revenue collected in the Civil Department ..	8	1	9	Total, Extensions and Improvements and Maintenance and Repairs	2,871	..	2,871
Total, Public Works and Civil Departments, Revenue ..	2,025	320	2,345	IV. ESTABLISHMENT	617	..	617
				V. TOOLS AND PLANT	..	..	..
				VI. REFUNDS OF REVENUE ..	..	..	..
				Total, Direct Charges ..	3,488	..	3,488
				Share of collection charges in the Civil department	102	16	118
				Indirect charges	87	..	87
				Total, Direct and Indirect Charges.	3,677	16	3,693
				Balance, net revenue ..	-1,652	304	-1,348
Total, Receipts ..	2,025	320	2,345	Grand Total ..	2,025	320	2,345

No. 5.—Account of Indirect Charges for and to end of 1916–1917.

Particulars.	Previous.	1916–1917.	Total.
	RS.	RS.	RS.
CAPITAL—			
Capitalization of abatement of land revenue	30	..	30
Leave and pension allowances	1,856	..	1,856
Total ..	1,886	..	1,886
REVENUE—			
Leave and pension allowances	87	..	87
Grand Total ..	1,973	.	1,973

IRRIGATION BRANCH. PUBLIC WORKS DEPARTMENT.

ANAMASAMUDRAM-BERAPERU TANK—*Tank Project.*

No. 6.—Statement comparing Charges to date with Sanctioned Estimates.

Particulars.	Charges against closed Sanctions.			Current Sanctions.			Total charges to date against old and current sanctions.	Remarks.	
	Expenditure against construction estimate.	Expenditure against open canal sanction.	Total.	Charges to date.	Amount of sanctioned estimate.	Unspent balance of estimate.		G.O. No. and date.	Amount of estimate.
Direct Charges.	RS.	RS.	RS.	RS.	RS.	RS.	RS.		RS.
Works	52,139	6,282	58,421	..	..	..	58,421		
Establishment	11,915	1,351	13,266	..	..	..	13,266		
Tools and plant ..	..	..	..	..	..	..	..		
Suspense account ..	..	..	..	..	..	..	..		
Total ..	64,054	7,633	71,687	..	..	..	71,687		
Less—Receipts on Capital Account	..	..	..	..	..	..	..		
Net Total ..	64,054	7,633	71,687	..	..	..	71,687		
Indirect Charges.									
Capitalized abatement of land revenue	30	..	30	..	..	..	30		
Leave and pension allowances	1,667	189	1,856	..	..	..	1,856		
Total ..	1,697	189	1,886	..	..	..	1,886		
Grand Total ..	65,751	7,822	73,573	..	..	..	73,573		

YERUR TANK—*Tank Project.*

No. 2.—Capital Account for and to end of 1916–1917.

Heads of account.	Direct Charges.			Cost of construction as now estimated. (Construction estimate closed on 31st March 1907.)	Expenditure against closed estimate.
	Previous.	1916–1917.	Total.		
I. WORKS—	RS.	RS.	RS.	RS.	RS.
(1) *Head Works*—					
B. Land	..	..	..	..	..
C. Works	10,767	..	10,767	10,767	10,767
K. Buildings	..	..	..	..	..
L. Earthwork	39,452	..	39,452	39,452	39,452
O. Miscellaneous	..	..	..	..	..
Total ..	50,219	..	50,219	50,219	50,219
(3) *Distributaries*—					
B. Land	..	..	..	..	..
C. Works	..	..	..	..	..
L. Earthwork	..	..	..	..	..
O. Miscellaneous	..	..	..	..	..
Total ..	..	..	..	..	..
Provision for unforeseen works ..	..	..	..	..	..
Total Works ..	50,219	..	50,219	50,219	50,219
II. ESTABLISHMENT	11,522	..	11,522	11,522	11,522
III. TOOLS AND PLANT	..	..	..	..	..
Grand Total ..	61,741	..	61,741	61,741	61,741
V. *Less*—RECEIPTS ON CAPITAL ACCOUNT ..	..	..	..	..	..
(*a*) Net Total ..	61,741	..	61,741	61,741	61,741

(*a*) Chargeable to "43. Minor Works and Navigation—Provincial."

ADMINISTRATIVE ACCOUNTS FOR THE YEAR 1916-17. MADRAS PRESIDENCY.

YERUR TANK.—*Tank Project.*

No. 3.—Revenue Account for and to end of 1916–1917.

Receipts.	Total.			Charges.	Total.		
	Previous.	1916–17.	Total.		Previous.	1916–17.	Total.
	RS.	RS.	RS.		RS.	RS.	RS.
I. DIRECT RECEIPTS—				I. EXTENSIONS AND IMPROVEMENTS—			
6. Receipts from other canal produce ..	..	.	..	(1) Head works	..	..	..
9. Rents of buildings.	..	..	..	(2) Main canals and branches ..	..	..	..
11. Miscellaneous ..	..	..	..	(3) Distributaries	..	..	..
				(4) Drainage and protective works.	..	..	..
Total, Revenue realized in Public Works Department	..	..	..	Total ..	..	..	..
Irrigation Revenue realized in Civil Department ..	12,014	2,733	14,747	II. MAINTENANCE AND REPAIRS—			
				(1) Head works	2,641	— 1	2,640
Total, Direct Receipts.	12,014	2,733	14,747	(2) Main canals and branches ..	.	..	..
				(3) Distributaries	..	..	.
				(4) Drainage and protective works.	..	..	..
II. INDIRECT RECEIPTS—				*Add*—Unclassifiable outlay ..	..	..	..
Share of Land Revenue collected in the Civil Department ..	169	64	233	Total ..	2,641	— 1	2,640
Total, Public Works and Civil Departments, Revenue ..	12,183	2,797	14,980	Total, Extensions and Improvements and Maintenance and Repairs	2,641	— 1	2,640
				IV. ESTABLISHMENT	567	..	567
				V. TOOLS AND PLANT	..	..	..
				VI. REFUNDS OF REVENUE ..	..	..	..
				Total, Direct Charges ..	3,208	— 1	3,207
				Share of collection charges in the Civil department	610	140	750
				Indirect charges	80	..	80
				Total, Direct and Indirect Charges ..	3,898	139	4,037
				Balance, net revenue	8,285	2,658	10,943
Total, Receipts ..	12,183	2,797	14,980	Grand Total ..	12,183	2,797	14,980

No. 5.—Account of Indirect Charges for and to end of 1916–1917.

Particulars.	Previous.	1916–1917.	Total.
	RS.		RS.
CAPITAL—			
Leave and pension allowances	1,612	..	1,612
Total ..	1,612	..	1,612
REVENUE—			
Leave and pension allowances	80	..	80
Grand Total ..	1,692	..	1,692

IRRIGATION BRANCH. PUBLIC WORKS DEPARTMENT.

YERUR TANK—*Tank Project.*

No. 6.—Statement comparing Charges to date with Sanctioned Estimates.

Particulars.	Charges against closed Sanctions.			Current Sanctions.			Total charges to date against old and current sanctions.	Remarks.	
	Expenditure against construction estimate.	Expenditure against open canal sanction.	Total.	Charges to date.	Amount of sanctioned estimate.	Unspent balance of estimate.		G.O. No. and date.	Amount of estimate
Direct Charges.	RS.	RS.	RS.				RS.		
Works	48,303	1,916	50,219	..	..	.	50,219		
Establishment ..	11,110	412	11,522	..	..	..	11,522		
Tools and plant	..	..	..	..	..	..	..		
Suspense account	..	..	..	..	..	..	..		
Total ..	59,413	2,328	61,741	..	..	..	61,741		
Less—Receipts on capital account	..	..	..	..	..	..	..		
Net Total ..	59,413	2,328	61,741	..	..	..	61,741		
Indirect Charges									
Capitalized abatement of land revenue	..	..	..	..	..	..	..		
Leave and pension allowances	1,555	57	1,612	..	..	..	1,612		
Total ..	1,555	57	1,612	..	..	..	1,612		
Grand Total ..	60,968	2,385	63,353	..		..	63,353		

VAMULA TANK—*Tank Project.*

No. 2.—Capital Account for and to end of 1916-1917.

Heads of account.	Direct Charges.			Cost of construction as now estimated (construction estimate closed on 31st March 1905)	Expenditure against closed estimate
	Previous.	1916-1917.	Total.		
I. WORKS—	RS.		RS.	RS.	RS.
(1) *Head Works*—					
B. Land	2,153	..	2,153	2,153	2,1
C. Works	4,218	..	4,218	4,218	4,2
K. Buildings	..	..	..	..	..
L. Earthwork	42,903	..	42,903	42,903	42,9
O. Miscellaneous	281	..	281	281	28
Total ..	49,555	..	49,555	49,555	49,5
(3) *Distributaries*—					
B. Land	..	..	..		
C. Works	89	..	89	89	..
L. Earthwork	1,317	..	1,317	1,317	1,3
O. Miscellaneous	..	..	..	..	..
Total ..	1,406	..	1,406	1,406	1,4
Provision for unforeseen works ..	..	..	..	..	..
Total, Works ..	50,961	..	50,961	50,961	50,9
II. ESTABLISHMENT	11,225	..	11,225	11,225	11,2
III. TOOLS AND PLANT	..	..	..	..	..
Grand Total ..	62,186	..	62,186	62,186	62,1
V. *Less*—RECEIPTS ON CAPITAL ACCOUNT ..	..	..	..	..	..
(*a*) Net Total ..	62,186	..	62,186	62,186	62,1

(*a*) Chargeable to "43. Minor Works and Navigation—Provincial."

ADMINISTRATIVE ACCOUNTS FOR THE YEAR 1916-17. **MADRAS PRESIDENCY.**

VAMULA TANK—*Tank Project.*

No. 3.—Revenue Account for and to end of 1916-1917.

Receipts.	Total.			Charges.	Total.		
	Previous.	1916-1917.	Total.		Previous.	1916-1917.	Total.
DIRECT RECEIPTS—				I. EXTENSIONS AND IMPROVEMENTS—	RS		RS.
6. Receipts from other canal produce ..	..	..	..	(1) Head works	..	..	..
9. Rents of buildings.	..	..	..	(2) Main canals and branches ..	306	..	306
11. Miscellaneous ..	..	..	..	(3) Distributaries	148	..	148
				(4) Drainage and protective works ..	..	..	..
				Total ..	454	..	454
Total, Revenue realized in Public Works Department ..	..	..	..	II. MAINTENANCE AND REPAIRS—			
				(1) Head works	..	..	..
Irrigation Revenue realized in Civil Department ..	..	..	..	(2) Main canals and branches ..	..	..	..
				(3) Distributaries	..	..	..
				(4) Drainage and protective works ..	..	..	..
Total, Direct Receipts.	..	..	..	*Add*—Unclassifiable outlay ..	..	..	..
II. INDIRECT RECEIPTS—				Total ..	..	..	..
Share of Land Revenue collected in the Civil Department ..	..	..	..	Total, Extensions and Improvements and Maintenance and Repairs	454	..	454
Total, Public Works and Civil Departments, Revenue ..	..	..	..	IV. ESTABLISHMENT	34	..	34
				V. TOOLS AND PLANT	..	..	..
				VI. REFUNDS OF REVENUE	..	..	..
				Total, Direct Charges ..	488	..	488
				Share of collection charges in the Civil Department	..	..	..
				Indirect Charges	5	..	5
				Total, Direct and Indirect Charges.	493	..	493
				Balance, net revenue	— 493	..	— 493
Total, Receipts ..	..	..	..	Grand Total ..	..	..	..

No. 5.—Account of Indirect Charges for and to end of 1916-1917.

Particulars.	Previous.	1916-1917.	Total.
	RS.		RS.
CAPITAL—			
Leave and pension allowances	1,571	..	1,571
Total ..	1,571	..	1,571
REVENUE—			
Leave and pension allowances	5	..	5
Total ..	5	..	5
Grand Total ..	1,576	..	1,576

IRRIGATION BRANCH. PUBLIC WORKS DEPARTMENT.

SAGILERU SYSTEM—*Canal Project.*

No. 6.—Statement comparing Charges to date with Sanctioned Estimates.

Particulars.	Charges against closed Sanctions.			Current Sanctions.			Total charges to date against old and current sanctions.	Remarks.	
	Expenditure against construction estimate.	Expenditure against open canal sanction.	Total.	Charges to date.	Amount of sanctioned estimate.	Unspent balance of estimate.		G.O. No. and date.	Amount of estimate.
Direct Charges.	RS.		RS.				RS.		
Works	3,54,321	..	3,54,321	..	..	..	3,54,321		
Establishment	80,339	..	80,339	..	..	..	80,339		
Tools and plant ..	12,449	..	12,449	..	..	..	12,449		
Suspense account ..	..	..	..	..	..	..	..		
Total ..	4,47,109	..	4,47,109	..	..	..	4,47,109		
Less—Receipts on capital account.	1	..	1	..	..	..	1		
Net Total ..	4,47,108	..	4,47,108	..	..	..	4,47,108		
Indirect Charges.									
Capitalized abatement of land revenue.	6,372	..	6,372	..	..	..	6,372		
Leave and pension allowances.	11,247	..	11,247	..	..	..	11,247		
Total ..	17,619	..	17,619	..	..	..	17,619		
Grand Total ..	4,64,727	..	4,64,727	..	..	..	4,64,727		

TALAPULA VANKA TANK—*Tank Project.*

No. 2.—Capital Account for and to end of 1916–1917.

Heads of account.	Direct Charges.			Cost of construction as now estimated (construction estimate closed on 31st March 1907).	Expenditure against closed estimate.
	Previous.	1916–1917.	Total.		
I. WORKS—	RS.		RS.	RS.	RS.
(2) *Main Canals and Branches*—					
B. Land	5,635	..	5,635	5,635	5,635
C. Works	4,849	..	4,849	4,849	4,849
K. Buildings	..	..	..	..	..
L. Earthwork	37,954	..	37,954	37,954	37,954
O. Miscellaneous	..	..	..	..	..
Total ..	48,438	..	48,438	48,438	48,438
(3) *Distributaries*—					
B. Land	..	..	..	..	..
C. Works	..	..	..	..	..
L. Earthwork	5,910	..	5,910	5,910	5,910
O. Miscellaneous	..	..	..	..	..
Total ..	5,910	..	5,910	5,910	5,910
Provision for unforeseen works ..	..	..	..	..	..
Total Works ..	54,348	..	54,348	54,348	54,348
II. ESTABLISHMENT	11,204	..	11,204	11,204	11,204
III. TOOLS AND PLANT	731	..	731	731	731
Grand Total ..	66,283	..	66,283	66,283	66,283
V. *Less*—RECEIPTS ON CAPITAL ACCOUNT ..	..	..	..	..	..
Net Total ..	66,283	..	66,283	66,283	66,283
Apportionment—					
Chargeable to 49. Irrigation ..	..	..	..	..	..
Chargeable to 43. Minor Works and Navigation—Provincial	61,239	..	61,239	..	..
Chargeable to 33. Famine Relief ..	5,044	..	5,044	..	..
Total ..	66,283	..	66,283	..	..

ADMINISTRATIVE ACCOUNTS FOR THE YEAR 1916-17. **MADRAS PRESIDENCY.**

TALAPULA VANKA TANK—*Tank Project.*

No. 5.—Account of Indirect Charges for and to end of 1916–1917.

Particulars.	Previous.	1916–1917.	Total.
CAPITAL—	RS.		RS.
Capitalization of abatement of land revenue	972	..	972
Leave and pension allowances	1,569	..	1,569
Total ..	2,541	..	2,541
Grand Total ..	2,541	..	2,541

No. 6.—Statement comparing Charges to date with Sanctioned Estimates.

Particulars.	Charges against closed Sanctions.			Current Sanctions.			Total charges to date against old and current sanctions.	Remarks.	
	Expenditure against construction estimate.	Expenditure against open canal sanction.	Total.	Charges to date.	Amount of sanctioned estimate.	Unspent balance of estimate.		G.O. No. and date.	Amount of estimate.
Direct Charges.	RS.		RS.				RS.		
Works	54,348	..	54,348	..	..	..	54,348		
Establishment	11,204	..	11,204	..	..	..	11,204		
Tools and plant	731	..	731	..	..	..	731		
Suspense account	..	..	..	..	..	..	..		
Total ..	66,283	..	66,283	..	..	..	66,283		
Less—Receipts on Capital Account	..	..	..	..	..	..	..		
Net Total ..	66,283	..	66,283	..	..	..	66,283		
Indirect Charges.									
Capitalized abatement of land revenue	972	..	972	..	..	..	972		
Leave and pension allowances	1,569	..	1,569	..	..	..	1,569		
Total ..	2,541	..	2,541	..	..	..	2,541		
Grand Total ..	68,824	..	68,824	..	..	..	68,824		

CUMBUM TANK—*Tank Project.*

No. 2.—Capital Account for and to end of 1916–1917.

Heads of account.	Direct Charges.			Cost of construction as now estimated (construction estimate closed on 31st March 1896).	Expenditure against closed estimate.
	Previous.	1916–1917.	Total.		
I. WORKS—	RS.		RS.	RS.	RS.
(2) *Main Canals and Branches*—					
L. Earthwork	27,401	..	27,401	27,401	27,401
N. Tanks and reservoirs..	9,913	..	9,913	9,913	9,913
Total ..	37,314	..	37,314	37,314	37,314
(3) *Distributaries*—					
B. Land	1,136	..	1,136	1,136	1,136
C. Works	26,713	..	26,713	26,713	26,713
L. Earthwork	3,051	..	3,051	3,051	3,051
O. Miscellaneous	487	..	487	487	487
Total ..	31,387	..	31,387	31,387	31,387
Total, Works ..	68,701	..	68,701	68,701	68,701
II. ESTABLISHMENT	15,284	..	15,284	15,284	15,284
III. TOOLS AND PLANT..	..	..	..	..	..
Grand Total ..	83,985	..	83,985	83,985	83,985
V. *Less*—RECEIPTS ON CAPITAL ACCOUNT	..	..	..	..	..
(*a*) Net Total ..	83,985	..	83,985	83,985	83,985

(*a*) Chargeable to "43. Minor Works and Navigation—Provincial."

IRRIGATION BRANCH. PUBLIC WORKS DEPARTMENT.

CUMBUM TANK—*Tank Project.*

No. 3.—Revenue Accounts for and to end of 1916–1917.

Receipts.	Total. Previous.	1916–1917.	Total.
	RS.	RS.	RS.
I. DIRECT RECEIPTS—			
6. Other canal produce.	111	..	111
Total, Revenue realized in Public Works Department ..	111	..	111
Irrigation Revenue realized in Civil Department ..	2,26,328	5,874	2,32,202
Total, Direct Receipts.	2,26,439	5,874	2,32,313
II. INDIRECT RECEIPTS—			
Share of Land Revenue collected in the Civil Department ..	18,635	461	19,096
Total, Public Works and Civil Departments, Revenue ..	2,45,074	6,335	2,51,409
Total, Receipts ..	2,45,074	6,335	2,51,409

Charges.	Total. Previous.	1916–1917.	Total.
	RS.	RS.	RS.
I. EXTENSIONS AND IMPROVEMENTS—			
(1) Head works	319	..	319
(2) Main canals and branches ..	1,647	14	1,661
(3) Distributaries	3,796	..	3,796
(4) Drainage and protective works ..	..	..	..
Add—Unclassifiable outlay ..	7,186	..	7,186
Total ..	12,948	14	12,962
II. MAINTENANCE AND REPAIRS—			
(1) Head works	..	..	..
(2) Main canals and branches ..	22,041	406	22,447
(3) Distributaries	14,032	579	14,611
(4) Drainage and protective works ..	1,047	..	1,047
Add—Unclassifiable outlay	24,128	..	24,128
Total ..	61,248	985	62,233
Total, Extensions and Improvements and Maintenance and Repairs.	74,196	999	75,195
IV. ESTABLISHMENT	16,746	215	16,961
V. TOOLS AND PLANT	645	..	645
VI. REFUNDS OF REVENUE	..	..	..
Total, Direct Charges ..	91,587	1,214	92,801
Share of collection charges in the Civil department	12,247	317	12,564
Indirect charges	5,068	71	5,139
Total, Direct and Indirect Charges.	1,08,902	1,602	1,10,504
(*a*) *Deduct*—Old maintenance charges saved to Government	16,153	999	17,152
Net Total ..	92,749	603	93,352
Balance, net revenue	1,52,325	5,732	1,58,057
Grand Total ..	2,45,074	6,335	2,51,409

	RS.
(*a*) Extensions and Improvements	..
Maintenance and Repairs	793
Establishment	170
Tools and plant	12
Total, Direct charges ..	975
Indirect charges	24
Grand Total ..	999

No. 5.—Account of Indirect Charges for and to end of 1916–1917.

Particulars.	Previous.	1916–1917.	Total.
	RS.	RS.	RS.
CAPITAL—			
Capitalization of abatement of Land Revenue ..	206	..	206
Leave and pension allowances	2,182	..	2,182
Total ..	2,388	..	2,388
REVENUE—			
Capitalization of abatement of Land Revenue ..	2,723	41	2,764
Leave and pension allowances	2,345	30	2,375
Total ..	5,068	71	5,139
Grand Total ..	7,456	71	7,527

ADMINISTRATIVE ACCOUNTS FOR THE YEAR 1916-17. **MADRAS PRESIDENCY.**

CUMBUM TANK—*Tank Project.*

No. 6.—Statement comparing Charges to date with Sanctioned Estimates.

Particulars.	Charges against closed sanctions. Expenditure against construction estimate.	Expenditure against open canal sanction.	Total.	Current sanctions. Charges to date.	Amount of sanctioned estimate.	Unspent balance of estimate.	Total charges to date against old and current sanctions.	Remarks. G.O. No. and date.	Amount of estimate.
Direct Charges.	RS.	RS.	RS.				RS.		
Works	37,314	31,387	68,701	..	..	..	68,701		
Establishment ..	8,495	6,789	15,284	..	..	..	15,284		
Tools and plant ..	..	..	..	..	..	..	..		
Suspense account ..	..	..	..	..	..	..	..		
Total ..	45,809	38,176	83,985	..	..	..	83,985		
Less—Receipts on capital account.	..	..	83,985	..	..	..	..		
Net Total ..	45,809	38,176	83,985	..	..	..	83,985		
Indirect Charges.									
Capitalized abatement of Land Revenue.	...	206	206	..	..	..	206		
Leave and pension allowances	1,232	950	2,182	..	..	..	2,182		
Total ..	1,232	1,156	2,388	..	..	..	2,388		
Grand Total ..	47,041	39,332	86,373	..	..	..	86,373		

MARKAPUR TANK PROJECT—*Tank Project.*

No. 2.—Capital Account for and to end of 1916-1917.

Heads of account.	Direct Charges. Previous.	1916-1917.	Total.	Cost of construction as now estimated. Construction estimate closed on 31st March 1911.	Expenditure against closed estimate.
	RS.		RS.	RS.	RS.
I. WORKS—					
(1) *Head Works*—					
B. Land	163	..	163	163	163
C. Works	41,177	..	41,177	41,177	41,177
K. Buildings	..	..	..	..	..
L. Earthwork	..	..	..	..	..
O. Miscellaneous	..	..	..	..	..
Total ..	41,340	..	41,340	41,340	41,340
(2) *Main Canals and Branches*—					
B. Land	2,499	..	2,499	2,499	2,499
C. Works	8,949	..	8,949	8,949	8,949
E. River and hill torrent works ..	..	..	..	..	..
F. (1) Other cross drainage works.	..	..	..	..	..
K. Buildings	887	..	887	887	887
L. Earthwork	41,540	..	41,540	41,540	41,540
O. Miscellaneous	277	..	277	277	277
Total ..	54,152	..	54,152	54,152	54,152
Provision for unforeseen works ..	..	..	..	..	..
Total, Works ..	95,492	..	95,492	95,492	95,492
II. ESTABLISHMENT	21,165	..	21,165	21,165	21,165
III. TOOLS AND PLANT	..	..	..	..	..
Grand Total ..	1,16,657	..	1,16,657	1,16,657	1,16,657
V. Less—RECEIPTS ON CAPITAL ACCOUNT	..	..	..	..	..
* Net Total ..	1,16,657	..	1,16,657	1,16,657	1,16,657

* Chargeable to "43. Minor Works and Navigation—Provincial.

IRRIGATION BRANCH.

PUBLIC WORKS DEPARTMENT.

MARKAPUR TANK PROJECT—*Tank Project.*

No. 3.—Revenue Account for and to end of 1916–1917.

Receipts.	Total. Previous.	1916–1917.	Total.
	RS.	RS.	RS.
I. DIRECT RECEIPTS—			
5. Receipts from plantations ..	..	.	.
6. Receipts from other canal produce	41	..	41
11. Miscellaneous ..	5	16	21
Total, Revenue realized in Public Works Department	46	16	62
Irrigation Revenue realized in Civil Department	25,447	3,584	29,031
Total, Direct Receipts ..	25,493	3,600	29,093
II. INDIRECT RECEIPTS—			
Share of Land Revenue collected in the Civil Department	4	1	5
Total, Public Works and Civil Departments, Revenue	25,497	3,601	29,098
Total, Receipts..	25,497	3,601	29,098

Charges.	Total. Previous.	1916–1917.	Total.
	RS.	RS.	RS.
I. EXTENSIONS AND IMPROVEMENTS—			
(1) Head works	609	..	609
(2) Main canals and branches ..	476		476
(3) Distributaries	..	..	..
(4) Drainage and protective works.	..	..	..
Total ..	1,085	..	1,085
II. MAINTENANCE AND REPAIRS—			
(1) Head works	3,906	496	4,402
(2) Main canals and branches ..	2,817	895	3,712
(3) Distributaries	..	..	..
(4) Drainage and protective works.	..	..	..
Add—Unclassifiable outlay	..	..	..
Total ..	6,723	1,391	8,114
Total, Extensions and Improvements and Maintenance and Repairs ..	7,808	1,391	9,199
IV. ESTABLISHMENT	1,717	301	2,018
V. TOOLS AND PLANT	..	..	..
VI. REFUNDS OF REVENUE	..	..	..
Total, Direct Charges ..	9,525	1,692	11,217
Share of collection charges in the Civil Department	1,271	179	1,450
Indirect Charges	240	42	282
Total, Direct and Indirect Charges ..	11,036	1,913	12,949
Deduct—Old maintenance charges saved to Government *	..	305	305
Net revenue ..	11,036	1,608	12,644
Balance, net revenue	14,461	1,993	16,454
Grand Total ..	25,497	3,601	29,098

	RS.
* Direct—	
Extensions and improvements	29
Maintenance and repairs	213
Establishment	52
Tools and plant	4
Total ..	298
Indirect	7
Total ..	305

No. 5.—Account of Indirect Charges for and to end of 1916–1917.

Particulars.	Previous.	1916–1917.	Total.
	RS.	RS.	RS.
CAPITAL—			
Capitalization of abatement of land revenue	1,038	..	1,038
Leave and pension allowances	2,963	..	2,963
Total ..	4,001	..	4,001
REVENUE—			
Leave and pension allowances	240	42	282
Total ..	240	42	282
Grand Total ..	4,241	42	4,283

ADMINISTRATIVE ACCOUNTS FOR THE YEAR 1916-17. **MADRAS PRESIDENCY.**

MARKAPUR TANK PROJECT—*Tank Project.*

No. 6.—Statement comparing Charges to date with Sanctioned Estimates.

Particulars.	Charges against closed sanctions. Expenditure against construction estimate.	Expenditure against open canal sanction.	Total.	Current Sanctions. Charges to date.	Amount of sanctioned estimate.	Unspent balance of estimate.	Total charges to date against old and current sanctions.	Remarks. G.O. No. and Date.	Amount of estimate.
Direct charges.	RS.	RS.	RS.				RS.		
Works	94,107	1,385	95,492	..	..	..	95,492		
Establishment	20,846	319	21,165	..	..	..	21,165		
Tools and plant.. ..	..	..	..	..	..	..	..		
Suspense account ..	..	..	..	..	..	..	.		
Total ..	1,14,953	1,704	1,16,657	..	..	..	1,16,657		
Less—Receipts on Capital Account ..	..	..	..	..	..	..	..		
Net Total ..	1,14,953	1,704	1,16,657	..	..	..	1,16,657		
Indirect charges.									
Capitalized abatement of land revenue ..	..	1,038	1,038	..	..	..	1,038		
Leave and pension allowances	2,918	45	2,963	..	..	..	2,963		
Total ..	2,918	1,083	4,001	..	..	..	4,001		
Grand Total ..	1,17,871	2,787	1,20,658	..	..	..	1,20,658		

YELLANUR TANK PROJECT—*Tank Project.*

No. 2.—Capital Account for and to end of 1916–1917.

Heads of accounts.	Direct Charges. Previous.	1916–1917.	Total.	Cost of construction as now estimated.	Expenditure against closed estimate.
	RS.	RS.	RS.	RS.	
I. Works—					
(1) *Head Works*—					
B. Land	14,997	— 1,241	13,756	35,000	..
C. Works	15,685	831	16,516	16,440	..
L. Errthwork	1,37,254	— 1,354	1,35,900	1,19,700	..
O. Miscellaneous	12,042	177	12,219	6,860	..
Total ..	1,79,978	— 1,587	1,78,391	1,78,000	..
(3) *Distributaries*—					
B. Land	..	..	..	200	..
C. Works	31	919	950	1,110	..
L. Earthwork	..	..	..	766	..
O. Miscellaneous	..	..	..	144	..
Total ..	31	919	950	2,250	..
Provision for unforeseen works	..	..	..	..	..
Total Works ..	1,80,009	— 668	1,79,341	1,80,250	..
II. ESTABLISHMENT	34,709	— 14	34,695	33,361	..
III. TOOLS AND PLANT	4,212	2,792	6,994	2,289	..
Grand Total ..	2,18,930	2,100	2,21,030	2,15,900	..
V. *Less*—RECEIPTS ON CAPITAL ACCOUNT ..	..	..	..	..	..
(*a*) Net Total ..	(*b*)2,18,930	2,100	2,21,030	2,15,900	..

(*a*) Chargeable to "43. Minor Works and Navigation—Provincial."

(*b*) The excess over estimate has been brought to the notice of Government.

IRRIGATION BRANCH. PUBLIC WORKS DEPARTMENT.

YELLANUR TANK PROJECT—*Tank Project.*

No. 5.—Account of Indirect Charges for and to end of 1916–1917.

Particulars.	Previous.	1916–1917.	Total.
CAPITAL—	RS.	RS.	RS.
Capitalization of abatement of land revenue	24,741	12	24,753
Leave and pension allowances	4,869	— 2	4,858
Total ..	29,601	10	29,611
Grand total ..	29,601	10	29,611

No. 6.—Statement comparing Charges to date with Sanctioned Estimates.

Particulars.	Charges against closed sanctions.			Current sanctions.			Total charges to date against old and current sanctions.	Remarks.	
	Expenditure against construction estimate.	Expenditure against open canal sanction.	Total.	Charges to date.	Amount of sanctioned estimate.	Unspent balance of estimate.		G.O. No. and date.	Amount of estimate
Direct charges.				RS.	RS.	RS.	RS.		RS.
Works	..	..	..	1,79,341	1,80,250	909	1,79,341	415 I., 29th Sep. 1909.	1,80,25
Establishment	..	..	..	34,695	33,361	—1,334	34,695		
Tools and plant	..	..	..	6,994	2,289	—4,705	6,994		
Suspense account	..	..	..	..	..	..	..		
Total ..	..	..	..	2,21,030	2,15,900	—5,130	2,21,030		
Less—Receipts on Capital Account	..	..	..	..	..	..	..		
Net total ..	..	..	..	2,21,030	2,15,900	—5,130	2,21,030		
Indirect charges.									
Capitalized abatement of land revenue	..	..	..	24,753	22,930	—1,823	24,753	415 I., 29th Sep. 1909.	27,60
Leave and pension allowances	..	..	..	4,858	4,670	— 188	4,858		
Total ..	..	..	.	29,611	27,600	—2,011	29,611		
Grand total ..	..	..	..	2,50,641	2,43,500	—7,141	2,50,641		

KOCHERUVU TANK PROJECT.—*Tank Project.*

No. 2.—Capital Account for and to end of 1916–1917.

Heads of account.	Direct Charges.			Cost of construction as now estimated.	Expenditure against closed estimate.
	Previous.	1916–1917.	Total.		
	RS.	RS	RS.	RS.	
I. WORKS—					
(1) Head works—					
B. Land	9,714	..	9,714	9,714	..
C. Works	18,187	..	18,187	39,550	..
K. Buildings	1,239	..	1,239	..	..
L. Earthwork	42,147	..	42,147	43,460	..
O. Miscellaneous	16	..	16	1,326	..
Total ..	71,303	..	71,303	94,020	..
(2) Main canals and branches					
B. Land	..	..	..	350	..
C. Works	21,026	..	21,026	..	..
D. Regulators	1,831	.	1,831	2,695	..
L. Earthwork	884	462	1,346	3,760	..
O. Miscellaneous	15	..	15	30	..
Total ..	23,756	462	24,218	6,775	..
Provision for unforeseen works	..		..	100	..
Total, Works ..	95,059	462	95,521	1,00,895	..
II. ESTABLISHMENT	19,183	97	19,280	20,891	..
III. TOOLS AND PLANT	1,008	..	1,008	1,014	..
Grand total ..	1,15,250	559	1,15,809	1,22,800	..
V. *Less*—Receipts on Capital account	4		4	..	..
* Net total ..	1,15,246	559	1,15,803	1,22,800	..

* Chargeable to "43. Minor Works and Navigation—Provincial."

ADMINISTRATIVE ACCOUNTS FOR THE YEAR 1916–17. **MADRAS PRESIDENCY.**

KOCHERUVU TANK PROJECT—*Tank Project.*

No. 5.—Account of Indirect Charges for and to end of 1916–1917.

Particulars.	Previous.	1916–1917.	Total.
CAPITAL—	Rs.	Rs.	Rs.
Capitalization of abatement of land revenue ...	7,850		7,850
Leave and pension allowances	2,685	14	2,699
Total	10,535	14	10,549

No. 6.—Statement comparing Charges to date with Sanctioned Estimates.

Particulars.	Charges against closed sanctions.			Current sanctions.			Total charges to date against old and current sanctions.	Remarks.	
	Expenditure against construction estimate.	Expenditure against open canal sanction.	Total.	Charges to date.	Amount of sanctioned estimate.	Unspent balance of estimate.		G.O. No. and date.	Amount of estimate.
Direct Charges.				Rs.	Rs.	Rs.	Rs.	*Direct Charges.* 183 I., 25th March 1913.	Rs.
Works	...	...	...	95,521	1,00,895	5,374	95,521		1,00,895
Establishment ...	...	...	...	19,280	20,891	1,611	19,280		
Tools and plant ...	...	...	...	1,008	1,014	6	1,008		
Suspense account ...	...	...	...	...	...	...	..		
Total ...	..	...	...	1,15,809	1,22,800	6,991	1,15,809		
Less—Receipts on Capital Account...	...	...	...	4	...	— 4	4		
Net Total ...	...	...	...	1,15,805	1,22,800	6,995	1,15,805		
Indirect Charges.								*Indirect Charges.* 183 I., 25th March 1913.	
Capitalized abatement of land revenue ...	...	...	...	7,850	5,770	—2,080	7,850		8,700
Leave and pension allowances ...	...	...	...	2,699	2,930	231	2,699		
Total ...	...	...	...	10,549	8,700	— 1,849	10,549		
Grand Total ...	...	...	...	1,26,354	1,31,500	5,146	1,26,354		

SIDDAPUR TANK PROJECT—*Tank Project.*

No. 2.—Capital Account for and to end of 1916–1917.

Head of account.	Direct Charges. Previous.	1916–1917.	Total.	Cost of construction as now estimated.	Expenditure against closed estimate.
	Rs.	Rs.	Rs.	Rs.	
I. WORKS—					
(1) *Head Works*—					
A. Preliminary expenses (old outlay) *	5,000	...	5,000	5,000	...
C. Works	26,219	— 1,659	24,560	24,970	...
K. Buildings	5,475	1,102	6,577	8,000	...
L. Earthwork	3,28,048	97,164	4,25,212	5,24,100	...
O. Miscellaneous	...	...	...	...	...
Total ...	3,64,742	96,607	4,61,349	5,62,070	...
(2) *Main Canals and Branches*—					
B. Land	...	...	..	700	...
D. Regulators	158	...	158	2,380	..
E. Tables and Weirs ...	...	...	...	6,900	...
L. Earthwork	772	...	772	9,800	...
O Miscellaneous	...	...	...	10,400	...
Total ...	930	...	930	30,180	...
(3) *Distributaries*—					
B. Land	...	...	..	500	...
C. Works	...	...	..	1,130	..
L. Earthwork	...	324	324	5,520	...
O. Miscellaneous	...	...	...	600	...
Total ...	...	324	324	7,750	...
Provision for unforeseen works ...	...	...	...	...	...
Total works ...	3,65,672	96,931	4,62,603	6,00,000	...
II. ESTABLISHMENT	79,068	20,067	99,135	1,36,574	...
III. TOOLS AND PLANT	2,10,409	14,859	2,25,268	1,51,506	...
Total ...	6,55,149	1,31,857	7,87,006	8,88,080	...
V. *Less*—RECEIPTS ON CAPITAL ACCOUNT	8	80	88	...	...
Net Total ...	6,55,141	1,31,777	7,86,918	8,88,080	...
Chargeable to 35. Protective Irrigation Works	5,000	...	5,000	...	...
Chargeable to 43. Minor Works and Navigation—Provincial ...	6,50,141	1,31,777	7,81,918	...	..
	6,55,141	1,31,777	7,86,918	...	...

* Represents expenditure incurred on preliminary investigation, etc.

SIDDAPUR TANK PROJECT—*Tank Project.*

No. 5.—Account of Indirect Charges for and to end of 1916–1917.

Particulars.	Previous.	1916–1917.	Total.
	Rs.	Rs.	Rs.
CAPITAL—			
Capitalization of abatement of land revenue	...		...
Leave and pension allowances	11,069	2,809	13,878
Total ...	11,069	2,809	13,878
REVENUE—			
Capitalization of abatement of land revenue	...	...	...
Leave and pension allowances	..	...	...
Total ...	...	..	...
Grand Total ...	11,069	2,809	13,878

No. 6.—Statement comparing Charges to date with Sanctioned Estimates.

Particulars.	Charges against closed sanctions. Expenditure against construction estimate.	Expenditure against open canal sanction.	Total.	Current Sanctions. Charges to date.	Amount of sanctioned estimate.	Unspent balance of estimate.	Total charges to date against old and current sanction.	Remarks. G.O. No. and date.	Amount of estimate
				Rs.	Rs.	Rs.	Rs.		Rs.
Direct Charges.								*Direct Charges.*	
Works	...	...	...	4,62,603	6,00,000	1 37,397	4,62,603	229 I., 11th June 1912.	6,00,000
Establishment ...	...	...	...	99,135	1,36,574	37,439	99,135		
Tools and plant.	...	..	...	2,25,268	1,51,506	— 73,762	2,25,268		
Suspense account.		...	...		...	...	...		
Total ...	...	...	...	7,87,006	8,88,080	1,01,074	7,87,006		
Less—Receipts on capital account.	...	...	...	88	...	—88	88	*Indirect Charges.* 222 I., 11th June 1912.	26,620
Net Total ...	...	...	...	7,86,918	8,88,080	1,01,162	7,86,918		
Indirect Charges.									
Capitalized abatement of land revenue ...	...	...	...	...	7,500	7,500	...		
Leave and pension allowances ...	...	...	...	13,878	19,120	5,242	13,878		
Total ...	...	...	...	13,878	26,620	12,74	13,878		
Grand Total ...	...	...	...	8,00,796	9,14,700	1,13,904	8,00,796		

NAGAVARAM ANICUT AND SUPPLY CHANNEL—*Tank Project.*

No. 2.—Capital Account for and to end of 1916-1917.

Heads of account.	Direct Charges. Previous.	1916-1917.	Total.	Cost of construction as now estimated.	Expenditure against closed estimate.
	Rs.	Rs.	Rs.	Rs.	
I. WORKS—					
(1) *Head Works*—					
B. Land	...	...	...	...	...
C. Works	67,622	63	67,685	67,740	...
K. Buildings	...	...	...	...	...
L. Earthwork	...	...	...	...	...
O. Miscellaneous	...	...	...	...	...
P. Maintenance	...	...	...	...	...
Total ...	67,622	63	67,685	67,740	...
(2) *Main Canals and Branches*—					
A. Preliminary expenses ...	...	...	...	...	...
B. Land	445	...	445	400	...
E. Falls and weirs	33	...	33	...	...
F. (1) Other cross drainage works	13,246	— 63	13,183	8,130	...
G. Bridges	1,261	...	1,261	4,540	...
K. Buildings	1,983	...	1,983	1,920	...
L. Earthwork	4,019	148	4,167	4,275	...
O. Miscellaneous	...	...	...	995	...
P. Maintenance	...	...	...	...	...
Total ...	20,987	85	21,072	20,260	...
(3) *Distributaries*—					
B. Land	...	...	...	...	...
C. Works	...	...	...	...	...
L. Earthwork	...	...	...	...	...
O. Miscellaneous	...	...	...	...	...
P. Maintenance	...	...	...	...	...
Total ...	...	...	...	...	...
Provision for unforeseen works ...	...	..	...	...	...
Total, Works ...	(a) 88,609	148	88,757	88,000	...
II. ESTABLISHMENT	18,506	32	18,538	15,610	...
III. TOOLS AND PLANT	...	...	...	...	...
* Grand Total ...	1,07,115	180	1,07,295	1,03,610	...

* Chargeable to "43. Minor Works and Navigation—Provincial."

(a) Excess over estimate is less than 5 per cent.

NAGAVARAM ANICUT AND SUPPLY CHANNEL—*Tank Project.*

No. 5.—Account of Indirect Charges for and to end of 1916-1917.

Particulars.	Previous.	1916-1917.	Total.
	RS.	RS.	RS.
CAPITAL—			
Capitalization of abatement of land revenue	..	..	..
Leave and pension allowances	2,591	4	2,595
Total ..	2,591	4	2,595

No. 6.—Statement comparing Charges to date with Sanctioned Estimates.

Particulars.	Charges against closed sanctions. Expenditure against construction estimate.	Expenditure against open capital sanction.	Total	Current Sanctions. Charges to date.	Amount of sanctioned estimate.	Unspent balance of estimate.	Total charges to date against old and current sanctions.	Remarks. G.O. No. and date.	Amount of estimate
Direct charges				RS.	RS.	RS.	RS.		RS.
Works	..	..	..	88,757	88,000	— 757	88,757	*Direct Charges.* 300 I., 12th June 1915.	88,000
Establishment	..	..	..	18,538	15,610	— 2,928	18,538		
Tools and plant	..	..	..	..	..	..	..		
Suspense account	..	..	..	..	..	..	..		
Total ..	..	..	..	1,07,295	1,03,610	— 3,685	1,07,295		
Less—Receipts on Capital Account. ..	..	..	..	..	..	..	..		
Net Total ..	..	..	..	1,07,295	1,03,610	— 3,685	1,07,295		
Indirect charges									
Capitalized abatement of land revenue ..	..	..	..	..	..	..	..	*Indirect Charges.* 300 I., 12th June 1915.	2,185
Leave and pension allowances ..	..	..	..	2,595	2,185	— 410	2,595		
Total ..	..	..	..	2,595	2,185	— 410	2,595		
Grand Total ..	..	..	..	1,09,890	1,05,795	— 4,095	1,09,890		

ARKENKOTA CHANNEL—*Canal Project.*

No. 2.—Capital Account for and to end of 1916-1917.

Heads of account.	Direct Charges. Previous.	1916-1917.	Total.	Cost of construction as now estimated (construction estimate closed on 31st March 1894).	Expenditure against closed estimate.
	RS.		RS.	RS.	RS.
I. WORKS—					
(1) *Head Works*—					
C. Works	8,281	..	8,281	13,981	8,281
Total ..	8,281	..	8,281	13,981	8,281
(2) *Main Canals and Branches*—					
D. Regulators	14,621	..	14,621	14,621	14,621
F. (1) Other cross drainage works ..	75,732	..	75,732	75,732	75,732
L. Earthwork	15,871	..	15,871	15,871	15,871
Total ..	1,06,224	..	1,06,224	1,06,224	1,06,224
Total, Works ..	1,14,505	..	1,14,505	1,20,205	1,14,505
II. ESTABLISHMENT	26,264	..	26,264	26,801	26,264
III. TOOLS AND PLANT	..	..	..	..	..
* Grand Total ..	1,40,769	..	1,40,769	1,47,006	1,40,769

* Chargeable to "43. Minor Works and Navigation—Provincial."

ARKENKOTA CHANNEL—*Canal Project.*

No. 3.—Revenue Account for and to end of 1916-1917.

Receipts.	Total. Previous.	1916-1917	Total.
	RS.	RS	RS.
I. DIRECT RECEIPTS—			
Plantations	433	..	433
Receipts from other canal produce ..	693	..	693
Fines	1	..	1
Miscellaneous ..	968	690	1,658
Total, Revenue realized in Public Works Department ..	2,095	690	2,785
Irrigation Revenue realized in Civil Department ..	4,98,514	17,484	5,15,998
Total, Direct Receipts.	5,00,609	18,174	5,18,783
II. INDIRECT RECEIPTS—			
Share of Land Revenue collected in the Civil Department ..	17,357	410	17,767
Total, Public Works and Civil Departments, Revenue ..	5,17,966	18,584	5,36,550
Total, Receipts ..	5,17,966	18,584	5,36,550

Charges.	Total. Previous.	1916-1917.	Total.
	RS.	RS	RS.
I. EXTENSIONS AND IMPROVEMENTS—			
(1) Head works	164	..	164
(2) Main canals and branches ..	7,538	377	7,915
(3) Distributaries	882	..	882
(4) Drainage and protective works ..	..	..	..
Add—Unclassifiable outlay ..	11,475	..	11,475
Total ..	20,059	377	20,436
II. MAINTENANCE AND REPAIRS—			
(1) Head works	297	..	297
(2) Main canals and branches ..	74,893	5,051	79,944
(3) Distributaries	2,514	..	2,514
(4) Drainage and protective works ..	..	..	..
Add—Unclassifiable outlay ..	1,73,223	..	1,73,223
Total ..	2,50,927	5,051	2,55,978
Total, Extensions and Improvements and Maintenance and Repairs ..	2,70,986	5,428	2,76,414
IV. ESTABLISHMENT	61,894	1,236	63,130
V. TOOLS AND PLANT	1	..	1
VI. REFUNDS OF REVENUE	..	28	28
Total, Direct Charges ..	3,32,881	6,692	3,39,573
Share of collection charges in the Civil department	25,795	895	26,690
Indirect charges	8,659	173	8,832
Total, Direct and Indirect Charges ..	3,67,335	7,760	3,75,095
Deduct—Old maintenance charge saved to Government *	4,515	1,125	5,640
Net Total ..	3,62,820	6,635	3,69,455
Balance, net revenue	1,55,146	11,949	1,67,095
Grand Total ..	5,17,966	18,584	5,36,550

* Direct—

	RS.
Extensions and improvements	793
Maintenance and repairs	100
Establishment	192
Tools and plant	13
	1,098
Indirect	27
	1,125

No. 5.—Account of Indirect Charges for and to end of 1916-1917.

Particulars.	Previous.	1916-1917.	Total.
	RS.	RS.	RS.
CAPITAL—			
Leave and pension allowances	3,676	..	3,676
Total ..	3,676	..	3,676
REVENUE—			
Leave and pension allowances	8,659	173	8,832
Total ..	8,659	173	8,832
Grand Total ..	12,335	173	12,508

ARKENKOTA CHANNEL—*Canal Project.*

No. 6.—Statement comparing Charges to date with Sanctioned Estimates.

Particulars.	Charges against closed sanctions. Expenditure against construction estimate.	Expenditure against open canal sanction.	Total.	Current Sanctions. Charges to date.	Amount of sanctioned estimate.	Unspent balance of estimate.	Total charges to date against old and current sanctions.	Remarks. G.O. No. and date.	Amount of estimate.
Direct Charges.	RS.	RS.	RS.		RS.	RS.	RS.		RS.
Works	81,578	32,927	1,14,505	..	5,700	5,700	1,14,505	166 I., 18th Apr. 1916.	5,700
Establishment	18,760	7,504	26,264	..	537	537	26,264		
Tools and plant ..	..	..	..	..	..	..	..		
Suspense account ..	..	..	..	..	..	..	..		
Total ..	1,00,338	40,431	1,40,769	..	6,237	6,237	1,40,769		
Less—Receipts on capital account	..	..	..	..	..	..	..		
Net Total ..	1,00,338	40,431	1,40,769	..	6,237	6,237	1,40,769		
Indirect Charges.									
Capitalized abatement of land revenue ..	..	..	..	..	..	..	..		
Leave and pension allowances	2,626	1,050	3,676	..	..	..	3,676		
Total ..	2,626	1,050	3,676	..	..	..	3,676		
Grand Total ..	1,02,964	41,481	1,44,445	..	6,237	6,237	1,44,445		

THADAPALLE CHANNEL—*Canal Project.*

No. 2.—Capital Account for and to end of 1916-1917.

Heads of account.	Direct Charges. Previous.	1916-1917.	Total.	Cost of construction as now estimated (construction estimate closed in 1893).	Expenditure against closed estimate.
	RS.		RS.	RS.	RS.
I. WORKS—					
(1) *Head Works*—					
C. Works	73,406	..	73,406	73,406	73,406
Total ..	73,406	..	73,406	73,406	73,406
(2) *Main Canals and Branches*—					
B. Land	1,880	..	1,880	1,880	1,880
D. Regulators	36,546	..	36,546	36,546	36,546
F. (1) Other cross drainage works	1,096	..	1,096	1,096	1,096
K. Buildings	1,442	..	1,442	1,442	1,442
L. Earthwork	1,384	..	1,384	1,384	1,384
O. Miscellaneous	1,836	..	1,836	1,836	1,836
Total ..	44,184	..	44,184	44,184	44,184
(3) *Distributaries*—					
B. Land	..	..	..	..	..
C. Works	355	..	355	355	355
L. Earthwork	17,275	..	17,275	17,275	17,275
O. Miscellaneous	..	..	..	..	..
Total ..	17,630	..	17,630	17,630	17,630
Total, Works ..	1,35,220	..	1,35,220	1,35,220	1,35,220
II. ESTABLISHMENT	29,535	..	29,535	29,535	29,535
III. TOOLS AND PLANT	..	..	..	..	..
(*a*) Grand Total ..	1,64,755	..	1,64,755	1,64,755	1,64,755

(*a*) Chargeable to "43. Minor Works and Navigation—Provincial."

THADAPALLE CHANNEL—*Canal Project.*

No. 3.—Revenue Account for and to end of 1916–1917.

Receipts.	Total. Previous.	1916-1917.	Total.
	RS.	RS.	RS.
I. DIRECT RECEIPTS—			
5. Receipts from plantations ..	2,564	..	2,564
6. Receipt from other canal produce ..	4,826	..	4,826
9. Rents of buildings.	469	67	536
11. Miscellaneous ..	10,923	1,441	12,364
Total, Revenue realized in Public Works Department	18,782	1,508	20,290
Irrigation Revenue realized in Civil Department	14,88,784	49,648	15,38,432
Total, Direct Receipts ..	15,07,566	51,156	15,58,722
II. INDIRECT RECEIPTS—			
Share of Land Revenue collected in the Civil Department ..	1,38,682	2,900	1,41,582
Total, Public Works and Civil Departments, Revenue ..	16,46,248	54,056	17,00,304
Total, Receipts ..	16,46,248	54,056	17,00,304

Charges.	Total. Previous.	1916-1917.	Total.
	RS.	RS.	RS.
I. EXTENSIONS AND IMPROVEMENTS—			
(1) Head works	4,527	..	4,527
(2) Main canals and branches ..	24,798	801	25,599
(3) Distributaries	8,128	..	8,128
(4) Drainage and protective works.	..	..	..
Add—Unclassified outlay ..	7,726	..	7,726
Total ..	45,179	801	45,980
II. MAINTENANCE AND REPAIRS—			
(1) Head works	12,047	2,810	14,857
(2) Main canals and branches ..	1,54,674	7,289	1,61,963
(3) Distributaries	8,627	..	8,627
(4) Drainage and protective works.	..	..	..
Add—Unclassifiable outlay ..	1,99,673	..	1,99,673
Total ..	3,75,021	10,099	3,85,120
Total, Extensions and Improvements and Maintenance and Repairs ..	4,20,200	10,900	4,31,100
IV. ESTABLISHMENT	95,561	2,474	98,035
V. TOOLS AND PLANT	529	91	620
VI. REFUNDS OF REVENUE	17	..	17
Total, Direct Charges ..	5,16,307	13,465	5,29,772
Share of collection charges in the Civil department	81,373	2,627	84,000
Indirect charges	13,334	346	13,680
Total, Direct and Indirect Charges ..	6,11,014	16,438	6,27,452
Deduct—Old maintenance charges saved to Government *	18,051	4,497	22,548
Net Total ..	5,92,963	11,941	6,04,904
Balance, net revenue	10,53,285	42,115	10,95,400
Grand Total ..	16,46,248	54,056	17,00,304

* Direct—

	RS.
Extensions and improvements	3,569
Maintenance and charges	..
Establishment	767
Tools and plant	54
	4,390
Indirect	107
	4,497

No. 5.—Account of Indirect Charges for and to end of 1916–1917.

Particulars.	Previous.	1916-1917.	Total.
	RS.	RS.	RS.
CAPITAL—			
Capitalization of abatement of Land Revenue	6,915	..	6,915
Leave and pension allowances	4,135	..	4,135
Total ..	11,050	..	11,050
REVENUE—			
Leave and pension allowances	13,334	346	13,680
Total ..	13,334	346	13,680
Grand Total ..	24,384	346	24,730

THADAPALLE CHANNEL—*Canal Project.*

No. 6.—Statement comparing Charges to date with Sanctioned Estimates.

Particulars.	Charges against closed sanctions. Expenditure against construction estimate.	Expenditure against open canal sanction.	Total.	Current sanctions. Charges to date.	Amount of sanctioned estimate.	Unspent balance of estimate.	Total charges to date against old and current sanctions.	Remarks. G.O. No. and date.	Amount of estimate.
Direct Charges.	RS.	RS.	RS.				RS.		
Works	70,897	64,323	1,35,220	..	..	..	1,35,220		
Establishment ..	16,306	13,229	29,535	..	..	..	29,535		
Tools and plant ..	..	..	..	..	..	..	..		
Suspense account .	..	..	..	..	..	..	..		
Total ..	87,203	77,552	1,64,755	..	..	..	1,64,755		
Less—Receipts on capital account	..	..	..	..	..	..	..		
Net Total ..	87,203	77,552	1,64,755	..	..	..	1,64,755		
Indirect Charges.									
Capitalized abatement of Land Revenue ..	..	6,915	6,915	..	..	..	6,915		
Leave and pension allowances ..	2,283	1,852	4,135	..	..	..	4,135		
Total ..	2,283	8,767	11,050	..	..	..	11,050		
Grand Total ..	89,486	86,319	1,75,805	..	..	..	1,75,805		

KALINGAROYEN CHANNEL—*Canal Project.*

No. 2.—Capital Account for and to end of 1916–1917.

Heads of account.	Direct Charges. Previous.	1916-1917.	Total.	Cost of construction as now estimated (construction estimate closed in 1893).	Expenditure against closed estimate.
I. WORKS—	RS.		RS.	RS.	RS.
(1) *Head Works*—					
B. Land..	..	..	..	..	..
C. Works	46,690	..	46,690	46,690	46,690
K. Building	1,162	..	1,162	1,162	1,162
Total ..	47,852	..	47,852	47,852	47,852
(2) *Main Canals and Branches*—					
D. Regulators	67,543	..	67,543	67,543	67,543
F. River and hill torrent works ..	8,557	..	8,557	8,557	8,557
G. Bridges	897	..	897	3,697	897
L. Earthwork	3,981	..	3,981	3,981	3,981
O. Miscellaneous	14,959	..	14,959	14,959	14,959
Total ..	95,937	..	95,937	98,737	95,937
Total, Works ..	1,43,789	..	1,43,789	1,46,589	1,43,789
II. ESTABLISHMENT	32,191	..	32,191	32,191	32,191
III. TOOLS AND PLANT	..	..	..	..	..
* Grand Total ..	1,75,980	..	1,75,980	1,78,780	1,75,980

* Chargeable to "43. Minor Works and Navigation—Provincial."

KALINGAROYEN CHANNEL—*Canal Project.*

No. 3.—Revenue Account for and to end of 1916-1917.

Receipts.	Total. Previous.	1916-1917.	Total.
	RS.	RS.	RS.
I. DIRECT RECEIPTS—			
5. Receipts from plantations	3,290	..	3,290
6. Receipts from other canal produce ..	10,737	..	10,737
9. Rents of buildings.	413	28	441
11. Miscellaneous ..	9,997	1,542	11,539
Total, Revenue realized in Public Works Department	24,437	1,570	26,007
Irrigation revenue realized in Civil Department	9,94,640	35,482	10,30,122
Total, Direct Receipts ..	10,19,077	37,052	10,56,129
II. INDIRECT RECEIPTS—			
Share of land revenue collected in the Civil Department ..	18,892	483	19,375
Total, Public Works and Civil Departments, Revenue	10,37,969	37,535	10,75,504
Total, Receipts ..	10,37,969	37,535	10,75,504

Charges.	Total. Previous.	1916-1917.	Total.
	RS.	RS.	RS.
I. EXTENSIONS AND IMPROVEMENTS—			
(1) Head works	656	..	656
(2) Main canals and branches ..	14,607	..	14,607
(3) Distributaries	280	..	280
(4) Drainage and protective works ..	..	..	..
Add—Unclassifiable outlay ..	11,569	..	11,569
Total ..	27,112	..	27,112
II. MAINTENANCE AND REPAIRS—			
(1) Head works	55,878	1,325	57,203
(2) Main canals and branches ..	1,45,380	6,864	1,52,244
(3) Distributaries	..	..	..
(4) Drainage and protective works ..	..	..	..
Add—Unclassifiable outlay ..	3,53,846	..	3,53,846
Total ..	5,55,104	8,189	5,63,293
Total, Extensions and Improvements and Maintenance and Repairs ..	5,82,216	8,189	5,90,405
IV. ESTABLISHMENT	1,34,140	1,902	1,36,042
V. TOOLS AND PLANT	687	2	689
VI. REFUNDS OF REVENUE	231	6	237
Total, Direct Charges ..	7,17,274	10,099	7,27,373
Share of collection charges in the Civil Department	50,677	1,798	52,475
Indirect charges	18,747	266	19,013
Total, Direct and Indirect Charges ..	7,86,698	12,163	7,98,861
Deduct—Old maintenance charges saved to Government (*a*)	20,190	5,030	25,220
Net total ..	7,66,508	7,133	7,73,641
Balance, net revenue	2,71,461	30,402	3,01,863
Grand Total ..	10,37,969	37,535	10,75,504

(*a*) Direct—

	RS.
Extensions and improvements ..	3,992
Maintenance and repairs ..	..
Establishment ..	858
Tools and plant ..	69
	4,919
Indirect ..	126
	5,039

KALINGAROYEN CHANNEL—*Canal Project.*

No. 5.—Account of Indirect Charges for and to end of 1916-1917.

Particulars.	Previous.	1916-1917.	Total.
CAPITAL—	Rs.	Rs.	Rs.
Leave and pension allowances	4,506	...	4,506
Total ...	4,506	...	4,506
REVENUE—			
Leave and pension allowances	18,747	266	19,013
Total ...	18,747	266	19,013
Grand Total ...	23,253	266	23,519

No. 6.—Statement comparing Charges to date with Sanctioned Estimates.

Particulars.	Charges against closed sanctions. Expenditure against construction estimate.	Expenditure against open canal sanction.	Total.	Current sanctions. Charges to date.	Amount of sanctioned estimate.	Unspent balance of estimate.	Total charges to date against old and current sanctions.	Remarks. G.O. No. and date.	Amount of estimate.
	Rs.	Rs.	Rs.	Rs.	Rs.	Rs.	Rs.		Rs.
Direct Charges.								*Direct Charges.*	
Works	43,775	1,00,014	1,43,789	...	2,800	2,800	1,43,789		
Establishment ...	10,068	22,123	32,191	...	...	...	32,191		
Tools and plant...	...	...	...	...	..	...	...		
Suspense account.	...	...	...	...	...	...	...		
Total ...	53,843	1,22,137	1,75,980	...	2,800	2,800	1,75,980		
Less—Receipts on Capital account.	...	...	...	...	...	...	...		
Net Total ...	53,843	1,22,137	1,75,980	...	2,800	2,800	1,75,980	80 I., 23rd Feb. 1917.	2,800
Indirect Charges.									
Capitalized abatement of land revenue ...	...	...	...	...	...	...	...		
Leave and pension allowances ...	1,410	3,096	4,506	...	...	...	4,506		
Total ...	1,410	3,096	4,506	...	...	...	4,506		
Grand Total ...	55,253	1,25,233	1,80,486	...	2,800	2,800	1,80,486		

KANNIAMPALIAM ANICUT—*Tank Project.*

No. 2.—Capital Account for and to end of 1916–1917.

Heads of account.	Direct Charges. Previous.	1916–1917.	Total.	Cost of construction as now estimated.	Expenditure against closed estimate.
	Rs.		Rs	Rs.	
I. WORKS—					
(1) *Head Works*—					
A. Preliminary expenses ...	...	1,627	1,627	1,700	...
B. Land	...	...	...	...	...
C. Works	5,393	11,562	16,955	51,000	...
K. Buildings	500	1,000	1,500	1,000	...
L. Earthwork...	...	...	...	...	...
O. Miscellaneous	...	...	...	...	
Total ...	5,893	14,189	20,082	53,700	...
(2) *Main Canals and Branches*—					
A. Preliminary expenses ...	...	...	...	...	...
B. Land	...	...	...	...	...
C. Works	...	...	...	500	...
D. Regulators	...	...	...	...	...
F. Rivers and Hill Torrents.	...	...	...	...	...
F. (1) Other cross drainage works	...	143	143	15,800	...
G. Bridges	...	...	...	...	...
K. Buildings	...	...	...	...	...
L. Earthwork	...	3,171	3,171	7,700	...
O. Miscellaneous	...	...	...	...	...
P. Maintenance	...	...	...	...	...
Total ...	...	3,314	3,314	2 ,000	..
(3) *Distributaries*—					
B. Land	...	...	...	...	...
C. Works	...	...	...	...	...
L. Earthwork	...	...	...	...	...
O. Miscellaneous	...	...	...	...	...
P. Maintenance	...	...	...	...	...
Total ...	...	...	...	...	...
Provision for unforeseen works ...	...	...	...	...	...
Total Works ...	5,893	17,503	23,396	77,700	...
II. ESTABLISHMENT	1,267	3,747	5,014	16,705	...
III. TOOLS AND PLANT	...	...	...	...	...
Grand Total ...	7,160	21,250	28,410	94,405	...
V. Less receipts on capital account ...	...	..	...	...	...
(*a*) Net Total ...	7,160	21,250	28,410	94,405	...

(*a*) Chargeable to "43. Minor Works and Navigation — Provincial."

KANNIAMPALIAM ANICUT—*Tank Project.*

No. 5.—Account of Indirect Charges for and to end of 1916–1917.

Particulars.	Previous.	1916–1917.	Total.
	Rs.		Rs.
CAPITAL—			
Capitalization of abatement of Land Revenue	...	...	...
Leave and pension allowances	177	525	702
Total ...	177	525	702
REVENUE—			
Capitalization of abatement of Land Revenue	...	...	...
Leave and pension allowances	...	...	..
Total ...	...	...	...
Grand Total ...	177	525	70

No. 6.—Statement comparing Charges to date with Sanctioned Estimates.

Particulars.	Charges against closed Sanctions. Expenditure against construction estimate.	Expenditure against open canal sanction.	Total.	Current Sanctions. Charges to date.	Amount of sanctioned estimate.	Unspent balance of estimate.	Total charges to date against old and current sanctions.	Remarks. G.O. No. and date.	Amount of estimate.
Direct Charges.				Rs.	Rs.	Rs.	Rs.	*Direct Charges.* 128 I., 17th March 1916.	Rs.
Works	...	...	...	23,396	77,700	54,304	23,396		
Establishment ...	...	...	...	5,014	16,705	11,691	5,014		77,700
Tools and plant ...	...	...	...	...	...	...	...		
Suspense account.	...	...	...	...	...	...	...		
Total ...	...	...	...	28,410	94,405	65,995	28,410		
Less—Receipts on capital account.	...	...	...	...	...	...	...		
Net Total ...	...	...	...	28,410	94,405	65,995	28,410		
Indirect Charges.								*Indirect Charges.* 128 I., 17th March 1916.	
Capitalized abatement of Land Revenue.	...	...	...	...	...	..	...		2,339
Leave and pension allowances.	...	...	...	702	2,339	1,637	702		
Total ...	...	...	...	702	2,339	1,637	702		
Grand Total ...	...	...	...	29,112	96,744	67,632	29,112		

PALAR ANICUT SYSTEM—*Canal Project.*

No. 2.—Capital Account for and to end of 1916-1917.

Heads of account.	Direct Charges. Previous.	1916-1917.	Total.	Cost of construction as now estimated (construction estimate closed on 31st March 1896).	Expenditure against closed estimate.
	Rs.	Rs.	Rs.	Rs.	Rs.
WORKS—					
(1) *Head Works*—					
C. Works	2,08,736	...	2,08,736	2,08,736	2,08,736
K. Buildings	1,847	...	1,847	1,847	1,847
Total ...	2,10,583	...	2,10,583	2,10,583	2,10,583
(2) *Main Canals and Branches*—					
B. Land	7,263	...	7,263	7,263	7,263
D. Regulators	26,568	825	27,393	27,668	26,568
E. Falls and weirs	1,04,085	...	1,04,085	1,04,279	1,04,279
F. River and Hill Torrent Works ...	547	...	547	547	547
F. (1) Other cross drainage works ...	2,366	...	2,366	2,697	2,697
G. Bridges	11,552	...	11,552	11,552	11,552
H. Escapes	8,277	...	8,277	8,277	8,277
K. Buildings	5,231	...	5,231	5,231	5,231
L. Earthwork	1,90,142	...	1,90,142	1,90,142	1,90,142
N. Tanks and reservoirs	28,246	1,705	29,951	29,951	29,951
O. Miscellaneous	40,752	...	40,752	40,752	40,752
Total ...	4,25,029	2,530	4,27,559	4,28,359	4,27,259
(3) *Distributaries*—					
B. Land	7,776	...	7,776	7,776	7,776
C. Works	79,275	114	79,389	78,006	78,006
D. Regulators	1,914	—1,190	724	1,914	1,914
E. Falls and weirs	3,257		3,257	3,257	3,257
F. (1) Other cross drainage works ...	2,506	...	2,506	2,174	2,174
L. Earthwork	56,867	...	56,867	56,867	56,867
N. Tanks and reservoirs	8,369	...	8,369	8,369	8,369
O. Miscellaneous	4,680	...	4,680	4,680	4,680
Total ...	1,64,644	—1,076	1,63,568	1,63,043	1,63,04
Provision for unforeseen works	...		...	..	...
Total outlay on current sanctions	8,00,256	1,454	8,01,710	8,01,985	8,00,88
Old outlay	10,26,978	...	10,26,978	10,26,978	10,26,97
Total Works ...	18,27,234	1,454	18,28,688	18,28,963	18,27,86
II. ESTABLISHMENT	4,64,247	313	4,64,560	4,64,570	4,64,38
III. TOOLS AND PLANT	29,875	...	29,875	29,875	29,87
Grand Total ...	23,21,356	1,767	23,23,123	23,23,408	23,22,1
V. *Less*—RECEIPTS ON CAPITAL ACCOUNT ...	...	...	...	...	...
* Net Total ...	23,21,356	1,767	23,23,123	23,23,408	23,22,1

* Chargeable to "43. Minor Works and Navigation—Provincial."

PALAR ANICUT SYSTEM—*Canal Project.*

No. 3.—Revenue Account for and to end of 1916-1917.

Receipts.	Total. Previous.	1916-1917.	Total.
	RS.	RS.	RS.
DIRECT RECEIPTS—			
5. Receipts from plantations ..	5,323	482	5,805
6. Receipts from other canal produce	40,520	62	40,582
9. Rents of buildings.	1,613	116	1,729
10. Fines	64	..	64
11. Miscellaneous ..	23,549	4,466	28,015
Total, Revenue realized in Public Works Department	71,069	5,126	76,195
Irrigation Revenue realized in Civil Department	52,50,611	1,98,596	54,49,207
Total, Direct Receipts ..	53,21,680	2,03,722	55,25,402
I. INDIRECT RECEIPTS—			
Share of land revenue collected in the Civil Department ..	8,46,380	16,733	8,63,113
Total, Public Works and Civil Departments, Revenue	61,68,060	2,20,455	63,88,515
Total, Receipts ..	61,68,060	2,20,455	63,88,515

Charges.	Total. Previous.	1916-1917.	Total.
	RS.	RS.	RS.
I. EXTENSIONS AND IMPROVEMENTS—			
(1) Head works	2,05,193	896	2,06,089
(2) Main canals and branches ..	1,62,918	228	1,63,146
(3) Distributaries	1,82,742	7,393	1,90,135
(4) Drainage and protective works ..	340	..	340
Add—Unclassifiable outlay	32,342	..	32,342
Total ..	5,83,535	8,517	5,92,052
II. MAINTENANCE AND REPAIRS—			
(1) Head works	1,20,113	1,939	1,22,052
(2) Main canals and branches ..	9,39,173	20,295	9,59,468
(3) Distributaries	6,65,900	13,151	6,79,051
(4) Drainage and protective works ..	5,742	..	5,742
Add—Unclassifiable outlay ..	99,655	..	99,655
Total ..	18,30,583	35,385	18,65,968
Total, Extensions and Improvements and Maintenance and Repairs ..	24,14,118	43,902	24,58,020
IV. ESTABLISHMENT	6,14,722	9,682	6,24,404
V. TOOLS AND PLANT	14,730	27	14,757
VI. REFUNDS OF REVENUE	10,296	50	10,346
Total, Direct Charges ..	30,53,866	53,661	31,07,527
Share of collection charges in the Civil Department	3,38,394	10,720	3,49,114
Indirect charges	1,02,690	1,355	1,04,045
Total, Direct and Indirect Charges ..	34,94,950	65,736	35,60,686
Deduct—Old maintenance charges saved to Government *	2,52,114	3,848	2,55,962
Net Total ..	32,42,836	61,888	33,04,724
Balance, net revenue	29,25,224	1,58,567	30,83,791
Grand Total ..	61,68,060	2,20,455	63,88,515

	RS.
* Extensions and Improvements	178
Maintenance and Repairs	2,909
Establishment	664
Tools and Plant	4
Total, Direct Charges ..	3,755
Indirect Charges	93
Grand Total ..	3,848

PALAR ANICUT SYSTEM—*Canal Project.*

No. 5.—Accounts of Indirect Charges for and to end of 1916–1917.

Particulars.	Previous.	1916–1917.	Total.
	Rs.	Rs.	Rs.
CAPITAL—			
Capitalization of abatement of land revenue	25,558	...	25,558
Leave and pension allowances	91,103	44	91,147
Total ...	1,16,661	44	1,16,705
REVENUE—			
Capitalization of abatement of land revenue	2,554		2,554
Leave and pension allowances	1,00,136	1,355	1,01,491
Total ...	1,02,690	1,355	1,04,045
Grand Total ...	2,19,351	1,399	2,20,750

No. 6.—Statement comparing Charges to date with Sanctioned Estimates.

Particulars.	Charges against closed sanctions.			Current sanctions.				Remarks.
	Expenditure against construction estimate.	Expenditure against open canal sanction.	Total.	Charges to date.	Amount of sanctioned estimate.	Unspent balance of estimate.	Total charges to date against old and current sanctions.	G.O. No. and date.
Direct Charges.	Rs.	Rs.	Rs.	Rs.	Rs.	Rs.	Rs.	
Works	15,22,878	3,04,985	18,27,863	825	1,100	275	18,28,688	
Establishment ...	3,99,070	65,313	4,64,383	177	187	10	4,64,560	
Tools and plant ...	29,875	.	29,875	...	...	...	29,875	325 L., 27th July 1916.
Suspense account ...	...	...	...	...	...	...	...	
Total ...	19,51,823	3,70,298	23,22,121	1,002	1,287	285	23,23,123	
Less—Receipts on Capital Account...	...	...	...	...	...	...	...	
Net Total ...	19,51,823	3,70,298	23,22,121	1,002	1,287	285	23,23,123	
Indirect Charges.								
Capitalized abatement of land revenue	23,054	2,504	25,558	...	...	...	25,558	
Leave and pension allowances ...	81,976	9,146	91,122	25	...	— 25	91,147	
Total ...	1,05,030	11,650	1,16,680	25	...	— 25	1,16,705	
Grand Total ...	20,56,853	3,81,948	24,38,801	1,027	1,287	— 260	24,39,828	Total ..

VALLURU ANICUT SYSTEM—*Canal Project.*

No. 2.—Capital Account for and to end of 1916–1917.

Heads of account.	Direct Charges. Previous.	1916–1917.	Total.	Cost of construction as now estimated (construction estimate closed on 31st March 1893).	Expenditure against closed estimate.
	RS.		RS.	RS.	RS.
I. WORKS—					
(1) *Head Works*—					
C. Works	50,550	..	50,550	52,914	50,550
Total ..	50,550	..	50,550	52,914	50,550
(3) *Distributaries*—					
C. Works	1,147	..	1,147	1,147	1,147
Total ..	1,147	..	1,147	1,147	1,147
Total, Works ..	51,697	..	51,697	61,061	51,697
II. ESTABLISHMENT	11,891	..	11,891	13,474	11,891
III. TOOLS AND PLANT	..	..	..	..	..
Grand Total ..	63,588	..	63,588	74,535	63,588
V. *Less*—RECEIPTS ON CAPITAL ACCOUNT ..	..	..	..	..	.
(*a*) Net Total ..	63,588	..	63,588	74,535	63,588

(*a*) Chargeable to "13. Minor Works and Navigation—Provincial."

No. 3.—Revenue Account for and to end of 1916–1917.

Receipts.	Total. Previous.	1916–1917.	Total.
	RS.	RS.	RS.
I. DIRECT RECEIPTS—			
5. Receipts from plantations ..	591	75	666
6. Receipts from other canal produce	498	65	563
9. Rents of buildings..	74	6	80
11. Miscellaneous ..	58	50	108
Total, Revenue realized in Public Works Department	1,221	196	1,417
Irrigation Revenue realized in Civil Department	1,11,460	2,234	1,13,694
Total, Direct Receipts ..	1,12,681	2,430	1,15,111
II. INDIRECT RECEIPTS— Share of land revenue collected in the Civil Department	39,969	1,074	41,043
Total, Public Works and Civil Departments, Revenue	1,52,650	3,504	1,56,154
Total, Receipts ..	1,52,650	3,504	1,56,154

Charges.	Total. Previous.	1916–1917	Total.
	RS.	RS.	RS.
I. EXTENSIONS AND IMPROVEMENTS—			
(1) Head works	1,566	..	1,566
(2) Main canals and branches ..	5	..	5
(3) Distributaries	..	..	..
(4) Drainage and protective works ..	4,817	.	4,817
Total ..	6,388	..	6,388
II. MAINTENANCE AND REPAIRS—			
(1) Head works	18,942	487	19,429
(2) Main canals and branches ..	1,394	..	1,394
(3) Distributaries	..	..	..
(4) Drainage and protective works ..	..	..	..
Add—Unclassifiable outlay	17,582	..	17,582
Total ..	37,918	487	38,405
Total, Extensions and Improvements and Maintenance and Repairs ..	44,306	487	44,793
IV. ESTABLISHMENT..	10,126	91	10,217
V. TOOLS AND PLANT	205	..	205
VI. REFUNDS OF REVENUE	..	..	..
Total, Direct Charges .	54,637	578	55,215
Share of collection charges in the Civil Department	7,574	165	7,739
Indirect charges	1,414	13	1,427
Total, Direct and Indirect Charges ..	63,625	756	64,381
Deduct—Old maintenance charges saved to Government (*a*) .. .	26,542	1,641	28,183
Net Total ..	37,083	—885	36,198
Balance, net revenue	1,15,567	4,389	1,19,956
Grand Total ..	1,52,650	3,504	1,56,154

	RS.
(*a*) Extensions and Improvements	226
Maintenance and repairs	1,077
Establishment	280
Tools and plant	19
Total, Direct Charges ..	1,602
Indirect charges	39
Grand Total ..	1,641

VALLURU ANICUT SYSTEM—*Canal Project.*

No. 5.—Account of Indirect Charges for and to end of 1916–1917.

Particulars.	Previous.	1916-1917.	Total.
	Rs.	Rs.	Rs.
CAPITAL—			
Leave and pension allowances	1,666	...	1,666
Total ...	1,666	...	1,666
REVENUE—			
Leave and pension allowances	1,414	13	1,427
Total ...	1,414	13	1,427
Grand Total ...	3,080	13	3,093

No. 6.—Statement comparing Charges to date with Sanctioned Estimates.

Particulars.	Charges against closed sanctions.			Current sanctions.			Total charges to date against old and current sanctions.	Remarks.	
	Expenditure against construction estimate.	Expenditure against open canal sanction.	Total.	Charges to date.	Amount of sanctioned estimate.	Unspent balance of estimate.		G.O. No. and date.	Amount of estimate.
1	2	3	4	5	6	7	8	9	10
Direct Charges.	Rs.	Rs.	Rs.				Rs.		Rs.
Works	50,550	1,147	51,697	...	9,364	9,364	51,697		
Establishment ...	11,627	264	11,891	...	1,583	1,583	11,891		
Tools and plant ...	...	..	...	...	...	...	...		
Suspense account.	...	...	...	...	...	...	...		
Total ...	62,177	1,411	63,588	...	10,947	10,947	63,588	68 L., 24th Feb. 1917.	9,364
Less—Receipts on capital account.	...	...	..	...	...	...	...		
Net Total ...	62,177	1,411	63,588	...	10,947	10,947	63,588		
Indirect Charges.									
Capitalized abatement of land revenue ...	...	...	...	...	...	...	...		
Leave and pension allowances ...	1,628	38	1,666	...	...	...	1,666		
Total ...	1,628	38	1,666	...	...	...	1,666		
Grand Total ...	63,805	1,449	65,254	...	10,947	10,947	65,254		

MADRAS WATER-SUPPLY AND IRRIGATION SYSTEM—*Tank Project.*

No. 2.—Capital Account for and to end of 1916–1917.

Heads of account.	Direct Charges			Cost of construction as now estimated (closed in 1893).	Expenditure against closed estimate.
	Previous.	1916-1917.	Total.		
	Rs.	Rs.	Rs.	Rs.	Rs.
WORKS—					
(1) *Head Works*—					
C. Works	88,195	...	88,195	88,195	88,195
K. Buildings	6,615	...	6,615	6,615	6,615
O. Miscellaneous	1,029	...	1,029	1,029	1,029
Total ...	95,839	...	95,839	95,839	95,839
(2) *Main Canals and Branches*—					
B. Land	65,979	...	65,979	65,979	65,979
D. Regulators	48,818	...	48,818	48,818	48,818
F. (1) Other cross drainage works	59,847	...	59,847	59,847	59,847
G. Bridges	53,739	...	53,739	53,739	53,739
K. Buildings	6,045	...	6,045	6,045	6,045
L. Earthwork	1,04,628	...	1,04,628	1,04,628	1,04,628
Total ...	3,39,056	...	3,39,056	3,39,056	3,39,056
Reservoirs—					
B. Land	1,35,313	...	1,35,313	1,35,313	1,35,313
C. Works	1,67,908	...	1,67,908	1,67,908	1,67,908
L. Earthwork	5,33,148	...	5,33,148	5,33,148	5,33,148
O. Miscellaneous	45,753	...	45,753	45,753	45,753
Total ...	8,82,122	...	8,82,122	8,82,122	8,82,122
(3) *Distributaries*—					
C. Works	1,567	...	1,567	4,777	1,567
L. Earthwork	2,275	...	2,275	2,275	2,275
Total ...	3,842	...	3,842	7,052	3,842
(4) *Drainage and Protective works*—					
C. Works	...	2,672	2,672	...	...
vision for unforeseen works ...	...	...	...	...	...
Total, Works ...	13,20,859	2,672	13,23,53	13,24,069	13,20,859
ESTABLISHMENT	2,17,056	575	2,17,631	2,17,746	2,17,056
TOOLS AND PLANT	6,648	...	6,648	6,648	6,648
Grand Total ...	15,44,563	3,247	15,47,810	15,48,463	15,44,563
Less—RECEIPTS ON CAPITAL ACCOUNT	1,167	...	1,167	1,167	1,167
(*a*) Net Total ...	15,43,396	3,247	15,46,643	15,47,296	15,43,396

(*a*) Chargeable to "43. Minor Works and Navigation—Provincial."

MADRAS WATER-SUPPLY AND IRRIGATION SYSTEM—*Tank Project.*

No. 3.—Revenue Account for and to end of 1916–1917.

Receipts.	Total. Previous.	1916–1917.	Total.
	RS.	RS.	RS.
I. DIRECT RECEIPTS—			
4. Water-supply of towns	6,37,523	31,534	6,69,0 7
5. Receipts from plantations ..	722	63	785
6. Receipts from other canal produce ..	4,581	..	4,581
9. Rents of buildings.	751	78	829
10. Fines	39	..	39
11. Miscellaneous ..	2,110	190	2,300
Total, revenue realized in Public Works Department	6,45,726	31,865	6,77,591
Irrigation revenue realized in Civil Department	4,39,535	14,021	4,53,556
Total, Direct Revenue ..	10,85,261	45,886	11,31,147
II. INDIRECT RECEIPTS—			
Share of land revenue collected in the Civil Department ..	19,333	462	19,795
Total, Public Works and Civil Departments, Revenue	11,04,594	46,348	11,50,942
Total, Receipts ..	11,04,594	46,348	11,50,942

Charges.	Total. Previous.	1916–1917.	Total.
	RS.	RS.	RS.
I. EXTENSIONS AND IMPROVEMENTS—			
(1) Head works	6,704	..	6,70
(2) Main canals and branches ..	30,681	797	31,47
(3) Distributaries	2,683	..	2,68
(4) Drainage and protective works ..	213	400	61
Total ..	40,281	1,197	41,47
II. MAINTENANCE AND REPAIRS—			
(1) Head works	61,719	..	61,71
(2) Main canals and branches ..	5,05,259	9,579	5,14,83
(3) Distributaries	3,953	..	3,9
(4) Drainage and protective works ..	2,008	..	2,0
Add—Unclassifiable outlay ..	..	..	..
Total ..	5,72,939	9,579	5,82,5
Total, Extensions and Improvements and Maintenance and Repairs ..	6,13,220	10,776	6,23,9
IV. ESTABLISHMENT	2,12,434	5,100	2,17,5
V. TOOLS AND PLANT	7,851	4	7,8
VI. REFUNDS OF REVENUE	87	..	
Total, Direct Charges ..	8,33,592	15,880	8,49,4
Share of collection charges in the Civil Department	25,131	724	25,8
Indirect charges	30,681	714	31,3
Total, Direct and Indirect Charges ..	8,89,404	17,318	9,06,7
Deduct—Old maintenance charges saved to Government (*a*) ..	2,24,749	4,741	2,29,4
Net Total ..	6,64,655	12,577	6,77,2
Balance, net revenue ..	4,39,929	33,771	4,73,7
Grand Total ..	11,04,594	46,348	11,50,9

	RS.
(*a*) Extensions and improvements	3,600
Maintenance and repairs	200
Establishment	817
Tools and plant	10
Total, Direct charges ..	4,627
Indirect charges	114
Grand Total ..	4,741

MADRAS WATER-SUPPLY AND IRRIGATION SYSTEM—*Tank Project.*

No. 5.—Account of Indirect Charges for and to end of 1916–1917.

Particulars.	Previous.	1916–1917.	Total.
	Rs.	Rs.	Rs.
CAPITAL—			
Capitalization of abatement of land revenue	2,08,120	...	2,08,120
Leave and pension allowances	30,729	81	30,810
Total ...	2,38,849	81	2,38,930
REVENUE—			
Capitalization of abatement of land revenue	1,095	...	1,095
Leave and pension allowances	29,586	714	30,300
Total ...	30,681	714	31,395
Grand Total ...	2,69,530	795	2,70,325

No. 6.—Statement comparing Charges to date with Sanctioned Estimate.

Particulars.	Charges against closed sanctions. Expenditure against construction estimate.	Expenditure against open canal sanction.	Total.	Current Sanctions. Charges to date.	Amount of sanctioned estimate.	Unspent balance of estimate.	Total charges to date against old and current sanctions.	Remarks. G.O. No. and date.	Amount of estimate.
	Rs.	Rs.	Rs.	Rs.	Rs.	Rs.	Rs.		Rs.
Direct Charges.									
Works	12,97,799	23,060	13,20,859	2,672	3,210	538	13,23,531		
Establishment ...	2,12,547	4,509	2,17,056	575	690	115	2,17,631		
Tools and plant ...	6,648	...	6,648	...	...	...	6,648		
Suspense account.	...	...	...	...	...	...	...		
Total ...	15,16,994	27,569	15,44,563	3,247	3,900	653	15,47,810		
Less—Receipts on Capital Account.	1,167	...	1,167	...	...	...	1,167		
Net Total ...	15,15,827	27,569	15,43,396	3,247	3,900	653	15,46,643	No. 408 I., dated 23rd August 1915.	3,210
Indirect Charges.									
Capitalized abatement of land revenue ...	2,08,120	...	2,08,120	...	...	...	2,08,120		
Leave and pension allowances ...	30,098	631	30,729	81	...	— 81	30,810		
Total ...	2,38,218	631	2,38,849	81	...	— 81	2,38,930		
Grand Total ...	17,54,045	28,200	17,82,245	3,328	3,900	572	17,85,573		

CHEMBRAMBAUKAM TANK—*Tank Project.*

No. 2.—Capital Account for and to end of 1916–1917.

Heads of account.	Direct Charges. Previous.	1916–1917.	Total.	Cost of construction as now estimated (construction estimate closed on 31st March 1893).	Expenditure against closed estimate.
I. WORKS—	Rs.		Rs.	Rs.	Rs.
(1) *Head Works*—					
K. Buildings	1,608	...	1,608	1,608	1,608
(2) *Main Canals and Branches*—					
B. Land	1,11,062	...	1,11,062	1,11,062	1,11,062
C. Works	99,557	...	99,557	99,557	99,557
K. Buildings	920	...	920	920	920
L. Earthwork	2,20,643	...	2,20,643	2,20,643	2,20,643
O. Miscellaneous	61,729	...	61,729	61,729	61,729
Total ...	4,93,911	...	4,93,911	4,93,911	4,93,911
(3) *Distributaries*—					
B. Land	...	...	...	...	...
C. Works	5,902	...	5,902	5,902	5,902
L. Earthwork	2,469	...	2,469	2,469	2,469
Total ...	8,371	...	8,371	8,371	8,371
Provision for unforeseen works ...	...	...	...	...	..
Total, Works ...	5,03,890	...	5,03,890	5,03,890	5,03,890
II. ESTABLISHMENT	1,27,271	...	1,27,271	1,27,271	1,27,271
III. TOOLS AND PLANT	8,204	...	8,204	8,204	8,204
Grand Total ...	6,39,365	...	6,39,365	6,39,365	6,39,365
V. *Less*—RECEIPTS ON CAPITAL ACCOUNT	114	...	114	114	114
* Net Total ...	6,39,251	...	6,39,251	6,39,251	6,39,251

"* Chargeable to "43. Minor Works and Navigation—Provincial."

CHEMBRAMBAUKAM TANK—*Tank Project.*

No. 3.—Revenue Account for and to end of 1916–1917.

Receipts.	Total. Previous.	1916–1917.	Total.
I. DIRECT RECEIPTS—	RS.	RS.	RS.
5. Receipts from plantations ..	228	5	233
6. Receipts from other canal produce ..	1,823	98	1,921
9. Rents of buildings.	251	9	260
10. Fines	5	..	5
11. Miscellaneous ..	990	26	1,016
Total, Revenue realized in Public Works Department	3,297	138	3,435
Irrigation Revenue realized in Civil Department	14,06,664	38,847	14,45,511
Total, Direct Receipts ..	14,09,961	38,985	14,48,946
II. INDIRECT RECEIPTS—			
Share of land revenue collected in the Civil Department ..	32,211	908	33,119
Total, Public Works and Civil Departments, Revenue ..	14,42,172	39,893	14,82,065
Total, Receipts ..	14,42,172	39,893	14,82,065

Charges.	Total. Previous.	1916–1917.	Total.
I. EXTENSIONS AND IMPROVEMENTS—	RS.	RS.	RS.
(1) Head works	4,085	..	4,085
(2) Main canals and branches ..	34,687	..	34,687
(3) Distributaries	— 7	810	803
(4) Drainage and protective works ..	..	..	..
Total ..	38,765	810	39,575
II. MAINTENANCE AND REPAIRS—			
(1) Head works	37,198	..	37,198
(2) Main canals and branches ..	2,45,105	7,326	2,52,431
(3) Distributaries	9,032	5,372	14,404
(4) Drainage and protective works .	..	..	..
Add—Unclassifiable outlay ..	..	..	..
Total ..	2,91,335	12,698	3,04,033
Total, Extensions and Improvements and Maintenance and Repairs ..	3,30,100	13,508	3,43,608
IV. ESTABLISHMENT	92,107	2,867	94,974
V. TOOLS AND PLANT	1,771	..	1,771
VI. REFUNDS OF REVENUE	45	..	45
Total, Direct Charges ..	4,24,023	16,375	4,40,398
Share of collection charges in the Civil Department	79,811	1,988	81,799
Indirect charges	15,662	401	16,063
Total, Direct and Indirect charges ..	5,19,496	18,764	5,38,260
Deduct—Old maintenance charges saved to Government (*a*)	3,20,633	6,808	3,27,441
Net Total ..	1,98,863	11,956	2,10,819
Balance, net revenue	12,43,309	27,937	12,71,246
Grand Total ..	14,42,172	39,893	14,82,065

	RS.
(*a*) Extensions and improvements	2,283
Maintenance and Repairs	3,097
Establishment	1,157
Tools and Plant	109
Total, Direct Charges ..	6 646
Indirect charge	162
Grand Total ..	6,808

CHEMBRAMBAUKAM TANK—*Tank Project.*

No. 5.—Account of Indirect Charges for and to end of 1916–1917.

Particulars.	Previous.	1916–1917.	Total.
	Rs.	Rs.	Rs.
CAPITAL—			
Capitalization of abatement of land revenue ...	85,701	...	85,701
Leave and pension allowances	26,846	...	26,846
Total ...	1,12,547	...	1,12,547
REVENUE—			
Leave and pension allowances	15,662	401	16,063
Total ...	15,662	401	16,063
Grand Total ...	1,28,209	401	1,28,610

No. 6.—Statement comparing Charges to date with Sanctioned Estimates.

Particulars.	Charges against closed Sanctions.			Current Sanctions.			Total charges to date against old and current sanctions.	Remarks.
	Expenditure against construction estimate.	Expenditure against open canal sanction.	Total.	Charges to date.	Amount of sanctioned estimate.	Unspent balance of estimate.		
Direct Charges.	Rs.	Rs.	Rs.				Rs.	
Works	4,91,801	12,089	5,03,890	...	...	...	5,03,890	
Establishment ...	1,24,534	2,737	1,27,271	...	..	...	1,27,271	
Tools and plant ...	8,204	...	8,204	...	...	...	8,204	
Suspense account ...	...	...	...	...	..	...	...	
Total ...	6,24,539	14,826	6,39,365	...	...	...	6,39,365	
Less—Receipts on Capital Account ...	114		114	...	...	...	114	
Net Total ...	6,24,425	14,826	6,39,251	...	...	...	6,39,251	
Indirect Charges.								
Capitalized abatement of land revenue ...	85,701	...	85,701	..	..	..	85,701	
Leave and pension allowances	26,463	383	26,846	..	...	...	26,846	
Total ...	1,12,164	383	1,12,547	...	...	...	1,12,547	
Grand Total ...	7,36,589	15,209	7,51,798	...	...	...	7,51,798	

MEHAMATTUR ANICUT SYSTEM—*Canal Project.*

No. 2.—Capital Account for and to end of 1916–1917.

Heads of account.	Direct Charges.			Cost of construction as now estimated (construction estimate closed in March 1891).	Expenditure against closed estimate.
	Previous.	1916–1917.	Total.		
	RS.		RS.	RS.	RS.
I. WORKS—					
(1) *Head Works*— C. Works	56,967	..	56,967	56,967	56,967
(3) *Distributaries*— C. Works	563	..	563	563	563
Total, Works ..	57,530	..	57,530	57,530	57,530
II. ESTABLISHMENT	13,231	..	13,231	13,231	13,231
(*a*) Grand Total ..	70,761	..	70,761	70,761	70,761

(*a*) Chargeable to "43. Minor Works and Navigation—Provincial."

No. 3.—Revenue Account for and to end of 1916–1917.

Receipts.	Total.			Charges.	Total.		
	Previous.	1916–1917.	Total.		Previous.	1916–1917.	Total.
. DIRECT RECEIPTS—	RS.	RS.	RS.	I. EXTENSIONS AND IMPROVEMENTS—	RS.	RS.	RS.
5. Receipts from plantations ..	656	67	723	(1) Head works	2,904	..	2,904
				(2) Main canals and branches ..	10,176	223	10,399
				(3) Distributaries	5,042	..	5,042
				(4) Drainage and protective works ..	..	..	..
6. Receipts from other canal produce ..	1,594	10	1,604	*Add*—Unclassifiable outlay ..	9,521	..	9,521
9. Rents of buildings.	6	1	7	Total ..	27,643	223	27,866
11. Miscellaneous ..	21	7	28	II. MAINTENANCE AND REPAIRS—			
				(1) Head works	35,749	751	36,500
				(2) Main canals and branches ..	41,151	1,498	42,649
				(3) Distributaries	23,477	755	24,232
				(4) *Drainage and protective works* ..	..	..	..
Total, Revenue realized in Public Works Department ..	2,277	85	2,362	*Add*—Unclassifiable outlay ..	45,826	..	45,826
				Total ..	1,46,203	3,004	1,49,207
rigation revenue realized in Civil Department ..	4,64,240	14,386	4,78,626	Total, Extensions and Improvements and Maintenance and Repairs ..	1,73,846	3,227	1,77,073
Total, Direct receipts.	4,66,517	14,471	4,80,988	IV. ESTABLISHMENT	39,853	661	40,514
				V. TOOLS AND PLANT ..	104	..	104
. INDIRECT RECEIPTS—				VI. REFUNDS OF REVENUE	..	2	2
Share of land revenue collected in the Civil Department ..	2,619	51	2,670	Total, Direct Charges ..	2,13,803	3,890	2,17,693
				Share of collection charges in the Civil Department	23,342	722	24,064
Total, Public Works and Civil Departments, Revenue ..	4,69,136	14,522	4,83,658	Indirect charges	5,929	93	6,022
				Total, Direct and Indirect Charges ..	2,43,074	4,705	2,47,779
				Deduct—Old maintenance charges saved to Government (*a*)	12,962	802	13,764
				Net Total ..	2,30,112	3,903	2,34,015
				Balance, net revenue	2,39,024	10,619	2,49,643
Total, Receipts ..	4,69,136	14,522	4,83,658	Grand Total ..	4,69,136	14,522	4,83,658

	RS.
(*a*) Extensions and improvements	126
Maintenance and repairs	510
Establishment	137
Tools and plant	10
Total, Direct Charges ..	783
Indirect charges	19
Grand Total ..	802

IRRIGATION BRANCH. PUBLIC WORKS DEPARTMENT.

MEHAMATTUR ANICUT SYSTEM—*Canal Project.*

No. 5.—Account of Indirect Charges for and to end of 1916-1917.

Particulars.	Previous.	1916-1917.	Total.
	Rs.	Rs.	Rs.
CAPITAL—			
Capitalization of abatement of land revenue ...	45	...	45
Leave and pension allowances	1,852	...	1,852
Total ...	1,897	...	1,897
REVENUE—			
Capitalization of abatement of land revenue ...	354	...	354
Leave and pension allowances	5,575	93	5,668
Total ...	5,929	93	6,022
Grand Total ...	7,826	93	7,919

No. 6.—Statement comparing Charges to date with Sanctioned Estimates.

Particulars.	Charges against closed Sanctions.			Current Sanctions.			Total charges to date against old and current sanctions.	Remarks.	
	Expenditure against construction estimate.	Expenditure against open canal sanction.	Total.	Charges to date.	Amount of sanctioned estimate.	Unspent balance of estimate.		G.O. No. and date.	Amount of estimate.
Direct Charges.	Rs.	Rs.	Rs.				Rs.		
Works	56,289	1,241	57,530	...	...	...	57,530		
Establishment ...	12,946	285	13,231	...	..	...	13,231		
Tools and plant ...	...	...	...	...	...	...	...		
Suspense account ...	...	...	...	...	...	...	...		
Total ...	69,235	1,526	70,761	...	...	..	70,761		
Less—Receipts on Capital Account ...	..	..	...	...	...	..	...		
Net Total ...	69,235	1,526	70,761	...	...	...	70,761		
Indirect Charges.									
Capitalized abatement of land revenue ...	...	45	45	..	..	...	45		
Leave and pension allowances ...	1,812	40	1,852	...	...	...	1,852		
Total ...	1,812	85	1,897	...	...	...	1,897		
Grand Total ...	71,047	1,611	72,658	...	...	...	72,658		

MADRAS PRESIDENCY.

ADMINISTRATIVE ACCOUNTS FOR THE YEAR 1916-17

VRIDDHACHALAM ANICUT SYSTEM—*Canal Project.*

No. 2.—Capital Account for and to end of 1916-1917.

Heads of account.	Direct Charges.			Cost of construction as now estimated (construction estimate closed in March 1893).	Expenditure against closed estimate.
	Previous.	1916-1917.	Total.		
	RS.	RS.	RS.	RS.	RS.
I. WORKS—					
(1) *Head Works*—					
B. Land	..	..	..	..	..
C. Works	58,094	..	58,094	58,094	58,094
O. Miscellaneous	..	..	..	..	..
Total ..	58,094	..	58,094	58,094	58,094
(2) *Main Canals and Branches*—					
B. Land	158	..	158	158	158
D. Regulators	4,049	..	4,049	4,049	4,049
E. Falls and Weirs	6,315	..	6,315	6,315	6,315
L. Earthwork	..	..	..	..	..
Total ..	10,522	..	10,522	10,522	10,522
Total, Works ..	68,616	..	68,616	68,616	68,616
II. ESTABLISHMENT	15,575	..	15,575	15,575	15,575
III. TOOLS AND PLANT	..	..	..	..	..
* Grand Total ..	84,191	..	84,191	84,191	84,191

* Chargeable to "43. Minor Works and Navigation—Provincial."

No. 3.—Revenue Account for and to end of 1916-1917.

Receipts.	Total.			Charges.	Total.		
	Previous.	1916-1917.	Total.		Previous.	1916-1917.	Total.
	RS.	RS.	RS.		RS.	RS.	RS.
I. DIRECT RECEIPTS—				I. EXTENSIONS AND IMPROVEMENTS—			
5. Receipts from plantations	1,460	95	1,555	(1) Head works	6,613	..	6,613
6. Receipts from other canal produce ..	1,535	23	1,558	(2) Main canals and branches ..	15,581	219	15,800
9. Rents of buildings ..	18	4	22	(3) Distributaries	9,516	..	9,516
11. Miscellaneous ..	67	..	67	(4) Drainage and protective works ..	..	..	..
				Add—Unclassifiable outlay ..	1,968	..	1,968
Total, Revenue realized in Public Works Department	3,080	122	3,202	Total ..	33,678	219	33,897
Irrigation revenue realized in Civil Department ..	7,11,005	24,371	7,35,376	II. MAINTENANCE AND REPAIRS—			
				(1) Head works	35,777	1,657	37,434
				(2) Main canals and branches ..	46,453	3,854	50,307
				(3) Distributaries	41,346	..	41,346
				(4) Drainage and protective works ..	1,089	..	1,089
				Add—Unclassifiable outlay ..	53,862	..	53,862
				Total ..	1,78,527	5,511	1,84,038
				Total, Extensions and Improvements and Maintenance and Repairs ..	2,12,205	5,730	2,17,935
				IV. ESTABLISHMENT	48,212	1,201	49,413
				V. TOOLS AND PLANT	198	..	198
				VI. REFUNDS OF REVENUE	..	..	..
Total, Direct Receipts ..	7,14,085	24,493	7,38,578	Total, Direct Charges ..	2,60,615	6,931	2,67,546
II. INDIRECT RECEIPTS—							
Share of land revenue collected in the Civil Department ..	17,402	294	17,696	Share of collection charges in the Civil Department	36,418	1,233	37,651
				Indirect charges	6,830	168	6,998
				Total, Direct and Indirect charges ..	3,03,863	8,332	3,12,195
Total, Public Works and Civil Departments, Revenue ..	7,31,487	24,787	7,56,274	Balance, net revenue	4,27,624	16,455	4,44,079
Total, Receipts ..	7,31,487	24,787	7,56,274	Grand Total ..	7,31,487	24,787	7,56,274

IRRIGATION BRANCH. PUBLIC WORKS DEPARTMENT.

VRIDDHACHALAM ANICUT SYSTEM—*Canal Project.*

No. 5.—Account of Indirect Charges for and to end of 1916–1917.

Particulars.	Previous.	1916–1917.	Total.
	Rs.	Rs.	Rs.
CAPITAL—			
Capitalization of abatement of land revenue	314	...	314
Leave and pension allowances	2,180	...	2,180
Total ...	2,494	...	2,494
REVENUE—			
Capitalization of abatement of land revenue	83	...	83
Leave and pension allowances	6,747	168	6,915
Total ...	6,830	168	6,998
Grand Total ...	9,324	168	9,492

No. 6.—Statement comparing Charges to date with Sanctioned Estimates.

Particulars.	Charges against closed sanctions.			Current sanctions.			Total charges to date against old and current sanctions.	Remarks.	
	Expenditure against construction estimate.	Expenditure against open canal sanction.	Total.	Charges to date.	Amount of sanctioned estimate.	Unspent balance of estimate.		G.O. No. and date.	Amount of estimate.
Direct Charges.	Rs.	Rs.	Rs.	Rs.	Rs.	Rs.	Rs.		
Works	39,405	29,211	68,616	...	...	...	68,616		
Establishment ...	9,063	6,512	15,575	...	...	...	15,575		
Tools and plant...	...	...	...	...	...	...	...		
Suspense account.	...		...	...	...	...	...		
Total ...	48,468	35,723	84,191		..	...	84,191		
Less—Receipts on Capital Account.	...	...	.	...	...	...	...		
Net Total ...	48,468	35,723	84,191	...	...	...	84,191		
Indirect Charges.									
Capitalized abatement of land revenue ...	...	314	314	...	...	...	314		
Leave and pension allowances ...	1,269	911	2,180	...	...	..	2,180		
Total ...	1,269	1,225	2,494	...	...	...	2,494		
Grand Total ...	49,737	36,948	86,685	...	...	...	86,685		

ADMINISTRATIVE ACCOUNTS FOR THE YEAR 1916-17. **MADRAS PRESIDENCY.**

PELANDORAI ANICUT SYSTEM—*Canal Project.*

No. 2.—Capital Account for and to end of 1916–1917.

Heads of account.	Direct Charges.			Cost of construction as now estimated closed in 1893.	Expenditure against closed estimate.
	Previous.	1916–1917.	Total.		
	Rs.	Rs.	Rs	Rs.	Rs.
I. WORKS—					
(1) *Head Works*—					
B. Land	...	...	...	...	...
C. Works	2,64,833	23	2,64,856	2,64,555	2,64,555
K. Buildings	4,192	...	4,192	4,192	4,192
O. Miscellaneous	2,102	...	2,102	2,102	2,102
Total ...	2,71,127	23	2,71,150	2,70,849	2,70,849
(2) *Main Canals and Branches*—					
B. Land	12,255	...	12,255	12,255	12,255
D. Regulators	9,938		9,938	9,938	9,938
E. Falls and weirs ...	7,083	...	7,083	7,384	7,384
F. (1) Other cross drainage works	18,849	...	18,849	18,849	18,849
G. Bridges	15,786	...	15,786	15,786	15,786
H. Escapes	682	...	682	682	682
L. Earthwork	1,00,958	...	1,00,958	1,00,958	1,00,958
N. Tanks and reservoirs ...	38,505	...	38,505	38,505	38,505
Total ...	2,04,056	...	2,04,056	2,04,357	2,04,357
(3) *Distributaries*—					
B. Land	...	...	...	...	...
C. Works	9,660	...	9,660	9,660	9,660
L. Earthwork	9,372	...	9,372	9,372	9,372
N. Tanks and reservoirs ...	1,094	...	1,094	1,094	1,094
Total .	20,126		20,126	20,126	20,126
(4) *Drainage and Protective Works*—					
B. Land	...	...	...	2,212	...
C. Works	...	...	...	10,083	...
L. Earthwork	...	...	...	10,220	...
O. Miscellaneous	3	..	3	88	3
Total ...	3	...	3	22,603	3
Provision for unforeseen works ..	...	...	...	...	...
Total, Works ...	4,95,312	23	4,95,335	5,17,935	4,95,335
II. ESTABLISHMENT	1,10,597	5	1,10,602	1,14,985	1,10,602
III. TOOLS AND PLANT	5,938	...	5,938	5,938	5,938
Grand Total ...	6,11,847	28	6,11,875	6,38,858	6,11,875
V. *Less*—RECEIPTS ON CAPITAL ACCOUNT	798	...	798	798	798
* Net Total ...	6,11,049	28	6,11,077	6,38,060	6,11,077

* Chargeable to "43. Minor Works and Navigation—Provincial."

IRRIGATION BRANCH.

PUBLIC WORKS DEPARTMENT.

PELANDORAI ANICUT SYSTEM—*Canal Project.*

No. 3.—Revenue Account for and to end of 1916–1917.

Receipts.	Total. Previous.	1916–1917.	Total.
	RS.	RS.	RS.
I. DIRECT RECEIPTS—			
5. Receipts from plantations ..	3,572	366	3,938
6. Receipts from other canal produce ..	4,313	174	4,487
9. Rents of buildings.	210	14	224
10. Fines	1	..	1
11. Miscellaneous ..	508	31	539
Total, Revenue realized in Public Works Department	8,604	585	9,189
Irrigation Revenue realized in Civil Department	9,84,367	41,025	10,25,392
Total, Direct receipts ..	9,92,971	41,610	10,34,581
II. INDIRECT RECEIPTS—			
Share of land revenue collected in the Civil Department.	3,967	76	4,043
Total, Public Works and Civil Departments, Revenue	9,96,938	41,686	10,38,624
Total, Receipts ..	9,96,938	41,686	10,38,624

Charges.	Total. Previous.	1916–1917.	Total.
	RS.	RS.	RS.
I. EXTENSIONS AND IMPROVEMENTS—			
(1) Head works	16,447	..	16,447
(2) Main canals and branches ..	34,636	1,275	35,911
(3) Distributaries	17,694	71	17,765
(4) Drainage and protective works ..	..	..	..
Total ..	68,777	1,346	70,123
II. MAINTENANCE AND REPAIRS—			
(1) Head works	2,63,432	2,704	2,66,136
(2) Main canals and branches ..	2,56,115	13,347	2,69,462
(3) Distributaries	37,926	82	38,008
(4) Drainage and protective works ..	123	..	123
Add—Unclassifiable outlay ..	..	..	..
Total ..	5,57,596	16,133	5,73,729
Total, Extensions and Improvements and Maintenance and Repairs ..	6,26,373	17,479	6,43,852
IV. ESTABLISHMENT	1,44,362	3,812	1,48,174
V. TOOLS AND PLANT	4,210	..	4,210
VI. REFUNDS OF REVENUE	24	..	24
Total, Direct charges ..	7,74,969	21,291	7,96,260
Share of collection charges in the Civil Department	50,211	2,055	52,266
Indirect charges	23,840	576	24,416
Total, Direct and Indirect charges ..	8,49,020	23,922	8,72,942
Deduct—Old maintenance charges saved to Government ..	6,192	148	6,340
Net Total ..	8,42,828	23,774	8,66,602
Balance, Net revenue ..	1,54,110	17,912	1,72,022
Grand Total ..	9,96,938	41,686	10,38,624

	RS.
(*a*) Extensions and improvements	59
Maintenance and repairs	58
Establishment	25
Tools and plant	2
Total, Direct charges ..	144
Indirect charges	4
Grand Total ..	148

No. 5.—Account of Indirect Charges for and to end of 1916–1917.

Particulars.	Previous.	1916–1917.	Total.
	RS.		
CAPITAL—			
Capitalization of abatement of land revenue	27,907	..	27,907
Leave and pension allowances	19,892	1	19,893
Total ..	47,799	1	47,800
REVENUE—			
Capitalization of abatement of land revenue	520	42	562
Leave and pension allowances	23,320	534	23,854
Total ..	23,840	576	24,416
Grand Total ..	71,639	577	72,216

ADMINISTRATIVE ACCOUNTS FOR THE YEAR 1916-17. **MADRAS PRESIDENCY.**

PELANDORAI ANICUT SYSTEM—*Canal Project.*

No. 6.—Statement comparing Charges to date with Sanctioned Estimates.

Particulars.	Charges against closed sanctions. Expenditure against construction estimate.	Expenditure against open canal sanction.	Total	Current Sanctions. Charges to date.	Amount of sanctioned estimate.	Unspent balance of estimate.	Total charges to date against old and current sanctions.	Remarks.
	RS.	RS.	RS.		RS.		RS.	RS.
Direct Charges.								
Works	3,32,345	1,62,990	4,95,335	..	22,500	22,600	4,95,335	22,600
Establishment	73,999	36,603	1,10,602	..	4,383	4,383	1,10,602	
Tools and plant	4,438	1,500	5,938	..	..	..	5,938	
Suspense account ..	..	..	..	..	..	..	..	
Total ..	4,10,782	2,01,093	6,11,875	..	26,983	26,983	6,11,875	399 I., dated 7th September 1916.
Less—Receipts on Capital Account.	798	..	798	..	..	..	798	
Net Total ..	4,09,984	2,01,093	6,11,077	..	26,983	26,983	6,11,077	
Indirect Charges.								
Capitalized abatement of land revenue.	27,489	418	27,907	..	..	..	27,907	
Leave and pension allowances.	14,769	5,124	19,893	..	..	..	19,893	
Total ..	42,258	5,542	47,800	..		..	47,800	
Grand Total ..	4,52,242	2,06,635	6,58,877	..	26,983	26,983	6,58,877	

NANDYAR CHANNEL SYSTEM—*Canal Project.*

No. 2.—Capital Account for and to end of 1916–1917.

Heads of account.	Direct Charges. Previous.	1916–1917.	Total.	Cost of construction as now estimated (construction estimate closed).	Expenditure against closed estimate.
	RS.		RS.	RS.	RS.
I. WORKS—					
(2) *Main Canals and Branches*—					
B. Land	..	..	..	..	..
D. Regulators	3,003	..	3,003	3,003	3,003
E. Falls and weirs	3,751	996	4,747	6,331	4,231
F. (1) Other cross drainage works ..	20,155	..	20,155	20,155	20,155
G. Bridges	2,894	..	2,894	2,894	2,894
K. Buildings	15,879	..	15,879	15,879	15,879
L. Earthwork	2,067	..	2,067	2,067	2,067
N. Tanks and reservoirs	514	..	514	514	514
O. Miscellaneous	908	..	908	908	908
Total ..	49,171	996	50,167	51,751	49,651
Total, Works	49,171	996	50,167	51,751	49,651
II. ESTABLISHMENT	11,261	213	11,474	11,816	11,364
III. TOOLS AND PLANT	..	..	..	..	..
(*a*) Grand Total ..	60,432	1,209	61,641	63,567	61,015

(*a*) Chargeable to "43. Minor Works and Navigation—Provincial."

IRRIGATION BRANCH. PUBLIC WORKS DEPARTMENT.

NANDYAR CHANNEL SYSTEM—*Canal Project.*

No. 3.—Revenue Accounts for and to end of 1916–1917.

Receipts.	Total. Previous.	1916–1917.	Total.
	RS.	RS.	RS.
I. DIRECT RECEIPTS—			
5. Receipts from plantation	1,757	279	2,036
6. Receipts from other canal produce ..	1,514	..	1,514
9. Rent of buildings ..	6	3	9
11. Miscellaneous ..	118	70	188
Total, Revenue realized in the Public Works Department	3,395	352	3,747
Irrigation revenue realized in the Civil Department.	55,191	3,965	59,156
Total, Direct Receipts ..	58,586	4,317	62,903
II. INDIRECT RECEIPTS—			
Share of Land Revenue collected in the Civil Department	858	54	912
Total, Public Works and Civil Departments, Revenue	59,444	4,371	63,815
Total, Receipts ..	59,444	4,371	63,815

Charges.	Total. Previous.	1916–1917.	Total.
	RS.	RS.	RS.
I. EXTENSIONS AND IMPROVEMENTS—			
(1) Head works	2,041	..	2,041
(2) Main canals and branches ..	3,347	..	3,347
(3) Distributaries	558	..	558
(4) Drainage and protective works ..	..	..	..
Total ..	5,946	..	5,946
II. MAINTENANCE AND REPAIRS—			
(1) Head works	2,954	2,054	5,008
(2) Main canals and branches ..	34,321	752	35,073
(3) Distributaries	6,870	191	7,061
(4) Drainage and protective works ..	..	..	..
Add—Unclassifiable outlay ..	..	..	..
Total ..	44,145	2,997	47,142
Total, Extensions and Improvements and Maintenance and Repairs ..	50,091	2,997	53,088
IV. ESTABLISHMENT	10,910	679	11,589
V. TOOLS AND PLANT	421	110	531
VI. REFUNDS OF REVENUE	..	..	..
Total, Direct Charges ..	61,422	3,786	65,208
Share of collection charges in the Civil department	2,800	201	3,001
Indirect charges	1,668	95	1,763
Total, Direct and Indirect Charges ..	65,890	4,082	69,972
* *Deduct*—Old maintenance charges saved to Government	..	4,042	4,042
Net Revenue	65,890	40	65,930
Balance, net revenue	— 6,446	4,331	— 2,115
Grand Total ..	59,444	4,371	63,815

* *Deduct*:—

	RS.
Extensions and Improvements	2,836
Maintenance and Repairs	371
Establishment	690
Tools and plant	48
Total ..	3,945
Indirect	97
	4,042

No. 5.—Account of Indirect Charges for and to end of 1916–1917.

Particulars.	Previous.	1916–1917.	Total.
CAPITAL—	RS.		
Capitalization of abatement of land revenue	838	..	838
Leave and pension allowances	1,577	30	1,607
Total ..	2,415	30	2,445
REVENUE—			
Capitalization of abatement of land revenue	142	..	142
Leave and pension allowances	1,526	95	1,621
Total ..	1,668	95	1,763
Grand Total ..	4,083	125	4,208

MADRAS PRESIDENCY.

MINISTRATIVE ACCOUNTS FOR THE YEAR 1916-17.

No. 6.—Statement comparing Charges to date with Sanctioned Estimates.

Particulars.	Charges against closed sanctions. Expenditure against construction estimate.	Expenditure against open canal sanction.	Total.	Current Sanctions. Charges to date.	Amount of sanctioned estimate.	Unspent balance of estimate.	Total charges to date against old and current sanctions.	Remarks. G.O. No. and date.	Amount of estimate.
	RS.	RS.	R.	RS.	RS.	RS.	RS.		RS.
Direct Charges.	43,488	6,163	49,651	516	2,100	1,584	50,167		
.. .. ..	10,002	1,362	11,364	110	452	342	11,474		
nt	..	..	..	..	..	..	..		
lant..	..	..	..	..	..	..	..		
count	..	..	..	..	..	..	..		
Total ..	53,490	7,525	61,015	626	2,552	1,926	61,641	No. 150 I., dated 14th April 1917.	2,100
pts on Capital Account.	..	..	..	..	..	..	..		
Net Total ..	53,490	7,525	61,015	626	2,552	1,926	61,641		
direct Charges.									
abatement of land	818	20	838	..	..	..	838		
ension allowances.	1,400	192	1,592	15	..	— 15	1,607		
Total ..	2,218	212	2,430	15	..	— 15	2,445		
Grand Total ..	55,708	7,737	63,445	641	2,552	1,911	64,086		

MARUDUR ANICUT SYSTEM—*Canal Project.*

No. 2.—Capital Account for and to end of 1916–1917.

Heads of account.	Direct Charges. Previous.	1916–1917.	Total.	Cost of construction as now estimated (construction estimate closed in 1893).	Expenditure against closed estimate.
	Rs.		Rs.	Rs.	Rs.
WORKS—					
(1) *Head Works*—					
C. Works	10,441	...	10,441	10,441	10,441
Total ...	10,441	...	10,441	10,441	10,441
(2) *Main Canals and Branches*—					
L. Earthwork	1,398	...	1,398	1,398	1,398
N. Tanks and reservoirs	23,658	...	23,658	23,658	23,658
Total ...	25,056	...	25,056	25,056	25,056
(3) *Distributaries*—					
B. Land	308	...	308	308	308
C. Works	3,192	...	3,192	3,192	3,192
L. Earthwork	2,503	...	2,503	2,503	2,503
Total ...	6,003	...	6,003	6,003	6,003
Total, Works ..	41,500	...	41,500	41,500	41,500
I. ESTABLISHMENT	9,041	...	9,041	9,041	9,041
I. TOOLS AND PLANT	...	...	...	...	...
Grand Total ...	50,541	...	50,541	50,541	50,541
Deduct—Receipts on Capital Account ...	..	...	...	...	...
(*a*) Net Total ..	50,541	...	50,541	50,541	50,541

(*a*) Chargeable to "43. Minor Works and Navigation—Provincial.

MARUDUR ANICUT SYSTEM—*Canal Project.*

No. 3.—Revenue Account for and to end of 1916-1917.

Receipts.	Total. Previous.	1916-1917.	Total.
	RS	RS.	RS.
I. DIRECT RECEIPTS—			
5. Receipts from plantations	37	..	37
6. Receipts from other canal produce ..	11,580	533	12,113
11. Miscellaneous ..	1,290	515	1,805
Total revenue realized in Public Works Department ..	12,907	1048	13,955
Irrigation revenue realized in Civil Department ..	33,41,447	88,192	34,29,639
Total, Direct Receipts ..	33,54,354	89,240	34,43,594
II. INDIRECT RECEIPTS—			
Share of land revenue collected in the Civil Department ..	9,808	270	10,078
Total, Public Works and Civil Departments, revenue ..	33,64,162	89,510	34,53,672
Total, Receipts ..	33,64,162	89,510	34,53,672

Charges.	Total. Previous.	1916-1917.	Total.
	RS.	RS.	RS.
I. EXTENSIONS AND IMPROVEMENTS—			
(1) Head works	30	..	30
(2) Main canals and branches ..	8,562	112	8,674
(3) Distributaries	10,251	..	10,251
(4) Drainage and protective works ..	4,094	..	4,094
Add—Unclassifiable outlay	11,000	..	11,000
Total ..	33,937	112	34,049
II. MAINTENANCE AND REPAIRS—			
(1) Head works	8,704	..	8,704
(2) Main canals and branches ..	1,39,983	11,974	1,51,957
(3) Distributaries	95,501	..	95,501
(4) Drainage and protective works ..	6,979	..	6,979
Add—Unclassifiable outlay	1,98,634	..	1,98,634
Total ..	4,49,801	11,974	4,61,775
Total, Extensions and Improvements and Maintenance and Repairs ..	4,83,738	12,086	4,95,824
IV. ESTABLISHMENT	1,08,178	2,682	1,10,860
V. TOOLS AND PLANT	114	..	114
VI. REFUNDS OF REVENUE	135	..	135
Total, Direct Charges ..	5,92,165	14,768	6,06,933
Share of collection charges in the Civil Department	1,67,563	4,423	1,71,986
Indirect charges	15,586	376	15,962
Total, Direct and Indirect Charges ..	7,75,314	19,567	7,94,881
Deduct—Old maintenance charges saved to Government.	95,811	(*a*) 5,924	1,01,735
Net Total ..	6,79,503	13,643	6,93,146
Balance, net revenue	26,84,659	75,867	27,60,526
Grand Total ..	33,64,162	89,510	34,53,672

(*a*) Extensions and improvements .. .. RS. 200
Maintenance and repairs 4,500
Establishment 1,011
Tools and plant 71
Total, Direct Charges .. 5,782
Indirect Charges .. 142
Grand Total .. 5,924

No. 5.—Account of Indirect Charges for and to end of 1916-1917.

Particulars.	Previous.	1916-1917.	Total.
	RS.	RS.	RS.
CAPITAL—			
Leave and pension allowances	1,265	..	1,265
Total ..	1,265	..	1,265
REVENUE—			
Capitalization of abatement of land revenue	444	..	444
Leave and pension allowances	15,142	376	15,518
Total ..	15,586	376	15,962
Grand Total ..	16,851	376	17,227

MARUDUR ANICUT SYSTEM—*Canal Project.*

No. 6.—Statement comparing Charges to date with Sanctioned Estimates.

Particulars.	Charges against closed sanctions. Expenditure against construction estimate.	Expenditure against open canal sanction.	Total.	Current Sanctions. Charges to date.	Amount of sanctioned estimate.	Unspent balance of estimate.	Total charges to date against old and current sanctions.	Remarks. G.O. No. and Date.	Amount of estimate.
	RS.	RS.	RS.				RS.		
Direct Charges.									
Works	32,590	8,910	41,500	..	..	..	41,500		
Establishment ..	7,496	1,545	9,041	..	..	..	9,041		
Tools and plant ..	..	..	..	..	..	..	..		
Suspense account ..	..	..	..	.	..	..	.		
Total ..	40,086	10,455	50,541	.	..	..	50,541		
Less—Receipts on Capital account.	..	..	..	..	..	..	..		
Net Total ..	40,086	10,455	50,541	..	..	..	50,541		
Indirect Charges.									
Capitalized abatement of land revenue ..	..	..	..	..	..	..	..		
Leave and pension allowances	1,049	216	1,265	..	..	..	1,265		
Total ..	1,049	216	1,265	..	..	..	1,265		
Grand Total ..	41,135	10,671	51,806	..	..	..	51,806		

PANJAMPATTI RESERVOIR—*Tank Project.*

No. 2.—Capital Account for and to end of 1916-1917.

Heads of account.	Direct Charges. Previous.	1916-1917.	Total.	Cost of construction as now estimated.	Expenditure against closed estimate.
	RS.	RS.	RS.	RS.	
I. WORKS—					
(1) Head Works—					
A. Preliminary Expenses	754	16	770	1,020	..
B. Land	60,457	..	60,457	50,316	..
C. Works	5,151	196	5,347	8,958	..
K. Buildings	..	..	..	4,690	..
L. Earthwork	68,735	24,959	93,694	1,49,124	..
O. Miscellaneous (Unforeseen works) ..	11,029	107	11,136	9,000	..
Total ..	1,46,126	25,278	1,71,404	2,23,108	..
(3) Distributaries—					
A. Preliminary Expenses	354	43	397	980	..
B. Land	..	..	..	..	..
C. Works	44	..	44	2,012	..
L. Earthwork	.	..	..	9,200	..
O. Miscellaneous	..	..	..	..	..
Total ..	398	43	441	12,192	..
Provision for unforeseen works ..	..	..	..	..	..
Total Works ..	1,46,524	25,321	1,71,845	2,35,300	..
II. ESTABLISHMENT	18,446	5,427	23,873	39,840	..
III. TOOLS AND PLANT	54,222	977	55,199	2,780	..
Grand Total ..	2,19,192	31,725	2,50,917	2,77,920	..
V. *Less*—RECEIPTS ON CAPITAL ACCOUNT.	196	132	328	..	..
(*a*) Net Total ..	2,18,996	31,593	2,50,589	2,77,920	..

(*a*) Chargeable to "43. Minor Works and Navigation—Provincial."

IRRIGATION BRANCH. PUBLIC WORKS DEPARTMENT.

PANJAMPATTI RESERVOIR—*Tank Project.*

No. 5.—Accounts of Indirect Charges for and to end of 1916–1917.

Particulars.	Previous.	1916–1917.	Total.
CAPITAL—	RS.		
Capitalization of abatement of land revenue	5,222	..	5,222
Leave and pension allowances	2,583	759	3,342
Total ..	7,805	759	8,564
Grand Total ..	7,805	759	8,564

No. 6.—Statement comparing Charges to date with Sanctioned Estimates.

Particulars.	Charges against closed Sanctions.			Current Sanctions.			Total charges to date against old and current sanctions.	Remarks.	
	Expenditure against construction estimate.	Expenditure against open canal sanction.	Total.	Charges to date.	Amount of sanctioned estimate.	Unspent balance of estimate.		G.O. No. and date.	Amount of estimate.
Direct Charges.				RS.	RS.	RS.	RS.	*Direct Charges.*	RS.
Works	..	..	..	1,71,845	2,35,300	63,455	1,71,845	713 I., 19th Dec. 1913	2,35,300
Establishment	..	..	..	23,873	39,810	15,967	23,873		
Tools and plant ..	..	..	..	55,199	2,780	−52,419	55,199		
Suspense account ..	..	..	..	..	..	..	..		
Total ..	..	..	..	2,50,917	2,77,920	27,003	2,50,917		
Less—Receipts on Capital Account.	.	..	..	328		−38	328		
Net total ..	..	..	..	2,50,589	2,77,920	27,331	2,50,589		
Indirect Charges.								*Indirect Charges.*	
Capitalized abatement of land revenue.	..	..	..	5,222	62,500	57,278	5,222	713 I., 19th Dec. 1913.	68,080
Leave and pension allowances.	..	..	..	3,342	5,580	2,238	3,342		
Total ..	..	..	..	8,564	68,080	59,516	8,564		
Grand Total ..	..	..	..	2,59,153	3,46,000	86,847	2,59,153		

CHILKA LAKE CANAL—*Canal Project.*

No. 2.—Capital Account for and to end of 1916–1917.

Heads of account.	Direct Charges.			Cost of construction as now estimated (closed on 31st March 1893).	Expenditure against closed estimate.
	Previous.	1916–1917.	Total.		
I. WORKS—	RS.		RS.	RS.	RS.
(2) *Main Canals and Branches*— L. Earthwork	24,450	..	24,450	24,450	24,450
Total ..	24,450	..	24,450	24,450	24,450
Total, Works ..	24,450	..	24,450	24,450	24,450
II. ESTABLISHMENT	5,624	..	5,624	5,624	5,624
III. TOOLS AND PLANT	166	..	166	166	166
(a) Grand Total ..	30,240	..	30,240	30,240	30,240

(a) Chargeable to "43. Minor Works and Navigation—Provincial."

ADMINISTRATIVE ACCOUNTS FOR THE YEAR 1916-17.

CHILKA LAKE CANAL—*Canal Project.*

No. 3.—Revenue Account for and to end of 1916–1917.

Receipts.	Total. Previous.	1916–1917.	Total.
	RS.	RS.	RS.
I. DIRECT RECEIPTS—			
5. Receipts from Plantation	102	..	102
Receipts from other canal produce	193	1	194
11. Miscellaneous ..	109	26	135
Total, Revenue realized in the Public Works Department	404	27	431
Total, Public Works and Civil Departments, Revenue	404	27	431
Total, Receipts ..	404	27	431

Charges.	Total. Previous.	1916–1917.	Total.
	RS.	RS.	RS.
I. EXTENSIONS AND IMPROVEMENTS—			
(1) Head works	..	..	..
(2) Main canals and branches ..	50	..	50
(3) Distributaries	..	..	..
(4) Drainage and protective works ..			
Total ..	50	..	50
II. MAINTENANCE AND REPAIRS—			
(1) Head works	..	..	..
(2) Main canals and branches ..	20,322	166	20,488
(3) Distributaries	..	..	..
(4) Drainage and protective works ..	..	..	..
Add—Unclassifiable outlay ..	..	..	..
Total ..	20,322	166	20,488
Total, Extensions and Improvements and Maintenance and Repairs ..	20,372	166	20,538
IV. ESTABLISHMENT	4,625	38	4,663
V. TOOLS AND PLANT	5	..	5
VI. REFUND OF REVENUE	..	..	..
Total, Direct Charges ..	25,002	204	25,206
Share of collection charges in the Civil Department	..	..	..
Indirect charges	647	5	652
Total, Direct and Indirect Charges ..	25,649	209	25,858
Balance, net revenue ..	−25,245	−182	−25,427
Grand Total ..	404	27	431

No. 5.—Account of Indirect Charges for and to end of 1916–1917.

Particulars.	Previous.	1916–1917.	Total.
	RS.		
CAPITAL— Leave and pension allowances	787	..	787
Total ..	787	..	787
REVENUE— Leave and pension allowances	647	5	652
Total ..	647	5	652
Grand Total .	1,434	5	1,439

No. 6.—Statement comparing Charges to date with Sanctioned Estimates.

Particulars.	Charges against closed Sanctions.			Current Sanctions.			Total charges to date against old and current sanctions.	Remarks.
	Expenditure against construction estimate.	Expenditure against open canal sanction.	Total.	Charges to date.	Amount of sanctioned estimate.	Unspent balance of estimate.		
Direct Charges.	RS.		RS.				RS.	
Works	24,450	..	24,450	..	..	..	24,450	
Establishment	5,624	..	5,624	..	..	..	5,624	
Tools and plant	166	..	166	..	.	..	166	
Total ..	30,240	..	30,240	..	..	..	30,240	
Less—Receipts on Capital Account ..		..	..				..	
Net total ..	30,240	..	30,240	.	..	..	30,240	
Indirect Charges.								
Capitalized abatement of Land Revenue ..	..	..	..	..	..	..	..	
Leave and pension allowances	787	..	787	..	..	..	787	
Total ..	787	..	787	..	..	..	787	
Grand Total ..	31,027	..	31,027	..	..	..	31,027	

GANJAM-GOPALPUR CANAL—*Canal Project.*

No. 2.—Capital Account for and to end of 1916-1917.

Heads of account.	Direct Charges. Previous.	1916-1917.	Total.	Cost of construction as now estimated (closed in 1893).	Expenditure against closed estimate.
	RS.		RS.	RS.	RS.
I. WORKS—					
2. *Main Canals and Branches*—					
A. Preliminary expenses ..	623	..	623	623	623
B. Land	632	..	632	632	632
L. Earthwork	94,093	..	94,093	94,093	94,093
O. Miscellaneous	7,327	..	7,327	7,327	7,327
Total ..	1,02,675	..	1,02,675	1,02,675	1,02,675
Total, Works ..	1,02,675	..	1,02,675	1,02,675	1,02,675
II. ESTABLISHMENT	37,799	..	37,799	37,799	37,799
III. TOOLS AND PLANT	2,733	..	2,733	2,733	2,733
Grand Total ..	1,43,207	..	1,43,207	1,43,207	1,43,207
V. *Less*—RECEIPTS ON CAPITAL ACCOUNT ..	107	..	107	107	107
(*a*) Net Total ..	1,43,100	..	1,43,100	1,43,100	1,43,100

(*a*) Chargeable to "43. Minor Works and Navigation—Provincial."

No. 3.—Revenue Account for and to end of 1916-1917.

Receipts.	Total. Previous.	1916-1917.	Total.
	RS.	RS.	RS.
DIRECT RECEIPTS—			
5. Receipts from plantations ..	214	39	253
6. Receipts from other canal produce	187	86	273
11. Miscellaneous ..	247	..	247
Total, Revenue realised in the Public Works Department ..	648	125	773
Total, Public Works and Civil Departments, Revenue	648	125	773
Total, Receipts ..	648	125	773

Charges	Total. Previous.	1916-1917.	Total.
	RS.	RS.	RS.
I. EXTENSIONS AND IMPROVEMENTS—			
(1) Head works	..	..	..
(2) Main canals and branches ..	555	..	555
(3) Distributaries	..	..	..
(4) Drainage and protective works ..	..	..	..
Total ..	555	..	555
II. MAINTENANCE AND REPAIRS—			
(1) Head works	..	..	..
(2) Main canals and branches ..	3,381	159	3,540
(3) Distributaries	..	..	..
(4) Drainage and protective works ..	..	..	..
Add—Unclassifiable outlay	..	..	..
Total ..	3,381	159	3,540
Total, Extensions and Improvements and Maintenance and Repairs ..	3,936	159	4,095
IV. ESTABLISHMENT	800	41	841
V. TOOLS AND PLANT	..	..	..
VI. REFUNDS OF REVENUE	..	..	..
Total, Direct Charges ..	4,736	200	4,936
Share of collection charges in the Civil department	..	..	..
Indirect Charges	413	6	419
Total, Direct and Indirect Charges ..	5,149	206	5,355
Balance, net revenue	— 4,501	— 81	— 4,582
Grand Total ..	648	125	773

GANJAM-GOPALPUR CANAL—*Canal Project.*

No. 5.—Account of Indirect Charges for and to end of 1916-1917.

Particulars.	Previous.	1916-1917.	Total.
	Rs.	Rs.	Rs.
CAPITAL—			
Capitalization of abatement of Land Revenue.	7,100	...	7,100
Leave and Pension Allowances	5,293	...	5,293
Total ...	12,393	...	12,393
REVENUE—			
Capitalization of abatement of Land Revenue.	303	...	303
Leave and Pension Allowances	110	6	116
Total ...	413	6	419
Grand Total ...	12,806	6	12,812

No. 6.—Statement comparing Charges to date with Sanctioned Estimates.

Particulars.	Charges against closed sanctions. Expenditure against construction estimate.	Expenditure against open canal sanction.	Total.	Current Sanctions. Charges to date.	Amount of sanctioned estimate.	Unspent balance of estimate.	Total charges to date against old and current sanctions.	Remarks.
Direct Charges.	Rs.		Rs.				Rs.	
Works	1,02,675	..	1,02,675	...	...	...	1,02,675	
Establishment ...	37,799	...	37,799	...	...	...	37,799	
Tools and plant ...	2,733	...	2,733	...	...	...	2,733	
Total ...	1,43,207	...	1,43,207	...	...	...	1,43,207	
Less—Receipts on Capital Account.	107	...	107	...	...	...	107	
Net Total ...	1,43,100	...	1,43,100	...	...	...	1,43,100	
Indirect Charges.								
Capitalized abatement of land revenue	7,100	...	7,100	...	...	...	7,100	
Leave and pension allowances ...	5,293	...	5,293	...	...	...	5,293	
Total ...	12,393	...	12,393	...	...	...	12,393	
Grand Total ...	1,55,493	...	1,55,493	...	...	...	1,55,493	

IRRIGATION BRANCH.

PUBLIC WORKS DEPARTMENT.

BUCKINGHAM CANAL—*Canal Project.*

No. 2.—Capital Account for and to end of 1916–1917.

Heads of account.	Direct Charges. Previous.	1916–1917.	Total.	Cost of construction as now estimated (construction estimate closed in March 1897).	Expenditure against closed estimate.
	Rs.	Rs.	Rs.	Rs.	Rs.
I. WORKS—					
(2) *Main Canals and Branches*—					
A. Preliminary expenses ...	10,642	...	10,642	10,642	10,642
B. Land	3,80,244	...	3,80,244	3,81,254	3,80,244
D. Regulators	1,230	...	1,230	1,230	1,230
E. Falls and weirs	3,182	...	3,182	3,182	3,182
F. River and hill torrent works.	11,020	...	11,020	11,020	11,020
F. (1) Other cross drainage works	87,717	...	87,717	87,717	87,717
G. Bridges	2,48,996	...	2,48,996	2,48,996	2,48,996
H. Escapes	22,022	...	22,022	22,022	22,022
I. Navigation works	12,74,994	...	12,74,994	12,74,994	12,74,994
K. Buildings	52,305	...	52,305	52,305	52,305
L. Earthwork	41,40,122	...	41,40,122	41,40,122	41,40,122
O. Miscellaneous	22,982	...	22,982	22,982	22,982
Total ...	62,55,456	...	62,55,456	62,56,466	62,55,456
Provision for unforeseen works ...	...	...	..	...	...
Total outlay on current sanctions ...	62,55,456	...	62,55,456	62,56,466	62,55,456
Old outlay	5,04,091	...	5,04,091	5,04,091	5,04,091
Total, Works ...	67,59,547	...	67,59,547	67,60,557	67,59,547
II. ESTABLISHMENT	16,02,111	...	16,02,111	16,02,111	16,02,111
III. TOOLS AND PLANT	1,80,762	...	1,80,762	1,80,762	1,80,762
Grand Total ...	85,42,420	...	85,42,420	85,43,430	85,42,420
V. *Less*—RECEIPTS ON CAPITAL ACCOUNT	22,263	2,063	24,326	24,326	24,326
(*a*) Net Total ...	85,20,157	—2,063	85,18,094	85,19,104	85,18,094
(*a*) Chargeable to 35. Protective Major Works	6,66,112	...	6,66,112	...	...
Chargeable to 43. Minor Works and Navigation—Provincial ...	78,54,045	—2,063	78,51,982	...	...
Total ...	85,20,157	—2,063	85,18,094	...	...

MINISTRATIVE ACCOUNTS FOR THE YEAR 1916-17.

MADRAS PRESIDENCY.

BUCKINGHAM CANAL—*Canal Project.*

No. 3.—Revenue Account for and to end of 1916–1917.

Receipts.	Total. Previous.	1916–1917.	Total.
	RS.	RS.	RS.
IRECT RECEIPTS—			
Sale of water ..	250	50	300
Receipts from plantations	5,297	730	6,027
Receipts from other canal produce ..	57,594	2,006	59,600
Navigation receipts..	29,30,654	63,147	29,93,801
Rents of buildings ..	6,457	105	6,562
Fines	1,363	..	1,363
Miscellaneous ..	13,137	1,177	14,314
Receipts for which classification is not obtainable ..	14,11,168	..	14,11,168
Total revenue realized in the Public Works Department ..	44,25,920	67,215	44,93,135
l, Direct receipts ..	44,25,920	67,215	44,93,135
Total, Public Works and Civil Departments, Revenue ..	44,25,920	67,215	44,93,135
Total, Receipts ..	44,25,920	67,215	44,93,135

Charges.	Total. Previous.	1916–1917.	Total.
	RS.	RS.	RS.
I.—EXTENSIONS AND IMPROVEMENTS—			
(1) Head works	..	..	..
(2) Main canals and branches ..	1,08,053	764	1,08,817
(3) Distributaries	..	..	..
(4) Drainage and protective works ..	..	..	..
Total ..	1,08,053	764	1,08,817
II.—MAINTENANCE AND REPAIRS—			
(1) Head works	..	..	..
(2) Main canals and branches ..	33,73,188	92,144	34,65,332
(3) Distributaries	..	..	..
(4) Drainage and protective works ..	..	..	..
Add—Unclassifiable outlay	2,88,470	..	2,88,470
Total ..	36,61,658	92,144	37,53,802
Total, Extensions and Improvements and Maintenance and Repairs ..	37,69,711	92,908	38,62,619
IV. ESTABLISHMENT	11,50,928	26,028	11,76,956
V. TOOLS AND PLANT	1,19,651	953	1,20,604
VI. REFUNDS OF REVENUE	19,829	216	20,045
Total, Direct Charges ..	50,60,119	1,29,105	51,80,224
Share of collection charges in the Civil Department.	..	..	..
Indirect charges	1,60,878	3,644	1,64,522
Total, Direct and Indirect Charges ..	52,20,997	1,23,749	53,44,746
Balance, net revenue	—7,95,077	— 56,534	—8,51,611
Grand Total ..	44,25,920	67,215	44,93,135

BUCKINGHAM CANAL—*Canal Project.*

No. 5.—Account of Indirect Charges for and to end of 1916–1917.

Particulars.	Previous.	1916–1917.	Total.
	Rs.	Rs.	Rs.
CAPITAL—			
Capitalization of abatement of land revenue	2,62,365	...	2,62,365
Leave and pension allowances	2,25,891	...	2,25,891
Total ...	4,88,256	...	4,88,256
REVENUE—			
Capitalization of abatement of land revenue	363	...	363
Leave and pension allowances	1,60,515	3,644	1,64,159
Total ...	1,60,878	3,644	1,64,522
Grand Total ...	6,49,134	3,644	6,52,778

No. 6.—Statement comparing Charges to date with Sanctioned Estimates.

Particulars.	Charges against closed sanctions.			Current sanctions.			Total charges to date against old and current sanctions.	Remarks.	
	Expenditure against construction estimate.	Expenditure against open canal sanction.	Total.	Charges to date.	Amount of sanctioned estimate.	Unspent balance of estimate.		G.O. No. and date.	Amou of estima
Direct Charges.	Rs.	Rs.	Rs.				Rs.		
Works	66,72,338	87,209	67,59,547	...	1,010	1,010	67,59,547	74 I., 21st Feb. 1917.	
Establishment ...	15,85,806	16,305	16,02,111	...	...	...	16,02,111		
Tools and plant ...	1,80,720	42	1,80,762	...	...	...	1,80,762		
Suspense account.	...	...	...	...	...	...	...		
Total ...	84,38,864	1,03,556	85,42,420	...	1,010	1,010	85,42,420		1,0
Less—Receipts on Capital Account.	4,502	19,824	24,326	...	...	...	24,326		
Net Total ...	84,34,362	83,732	85,18,094	...	1,010	1,010	85,18,094		
Indirect Charges.									
Capitalized abatement of land revenue ...	2,62,365	...	2,62,365	...	...	...	2,62,365		
Leave and pension allowances ...	2,23,608	2,283	2,25,891	...	...	...	2,25,891		
Total ...	4,85,973	2,283	4,88,256	...	...	...	4,88,256		
Grand Total ...	89,20,335	86,015	90,06,350	...	1,010	1,010	90,06,350		

VEDARANNIYAM CANAL—*Canal Project.*

No. 2.—Capital Account for and to end of 1916–1917.

Heads of account.	Direct Charges.			Cost of construction as now estimated closed in 1893.	Expenditure against closed estimate.
	Previous.	1916-1917.	Total.		
	RS.		RS.	RS.	RS.
I. WORKS—					
(2) *Main Canals and Branches*—					
Unclassifiable outlay	1,07,885	..	1,07,885	1,07,885	1,07,885
Total ..	1,07,885	..	1,07,885	1,07,885	1,07,885
Total, Works ..	1,07,885	..	1,07,885	1,07,885	1,07,885
II. ESTABLISHMENT	24,814	..	24,814	24,814	24,814
(*a*) Grand Total ..	1,32,699	..	1,32,699	1,32,699	1,32,699

(*a*) Chargeable to "43. Minor Works and Navigation—Provincial."

No. 3.—Revenue Accounts for and to end of 1916–1917.

Receipts.	Total.		
	Previous.	1916-1917.	Total.
I. DIRECT RECEIPTS—	RS.	RS.	RS.
5. Receipts from plantations	85	8	93
6. Receipts from other canal produce ..	215	149	364
8. Navigation receipts.	31,509	584	32,093
10. Fines	141	..	141
11. Miscellaneous ..	14	..	14
Total, Revenue realized in Public Works Department	31,964	741	32,705
Total, Direct Receipts ..	31,964	741	32,705
Total, Public Works and Civil Departments, Revenue	31,964	741	32,705
Total, Receipts ..	31,964	741	32,705

Charges.	Total.		
	Previous.	1916-1917.	Total.
	RS.	RS.	RS.
I. EXTENSIONS AND IMPROVEMENTS—			
(1) Head works	..	..	..
(2) Main canals and branches	2,517	340	2,857
(3) Distributaries	..	..	..
(4) Drainage and protective works ..	638	..	638
Total ..	3,155	340	3,495
II. MAINTENANCE AND REPAIRS—			
(1) Head works	..	..	..
(2) Main canals and branches	1,45,978	5,799	1,51,777
(3) Distributaries	..	..	..
(4) Drainage and protective works ..	161	..	161
Add—Unclassifiable outlay ..	..	..	..
Total ..	1,46,139	5,799	1,51,938
Total, Extensions and Improvements and Maintenance and Repairs ..	1,49,294	6,139	1,55,433
IV. ESTABLISHMENT	37,134	— 130	37,004
V. TOOLS AND PLANT	6,983	203	7,186
VI. REFUNDS OF REVENUE	40	..	40
Total, Direct Charges ..	1,93,451	6,212	1,99,663
Share of collection charges in the Civil department	..	..	..
Indirect charges	5,835	— 18	5,817
Total, Direct and Indirect Charges ..	1,99,286	6,194	2,05,480
Balance, net revenue	— 1,67,322	— 5,453	—1,72,775
Grand Total ..	31,964	741	32,705

APPENDIX III.

IRRIGATION BRANCH.

PUBLIC WORKS DEPARTMENT.

VEDARANNIYAM CANAL—*Canal Project.*

No. 5.—Account of Indirect Charges for and to end of 1916–1917.

Particulars.	Previous.	1916–1917.	Total.
	Rs.	Rs.	Rs.
CAPITAL—			
Capitalization of abatement of land revenue	259	...	259
Leave and pension allowances	3,474	...	3,474
Total ...	3,733	...	3,733
REVENUE—			
Capitalization of abatement of land revenue	655	..	655
Leave and pension allowances	5,180	**— 18**	5,162
Total ...	5,835	**— 18**	5,817
Grand Total ...	9,568	**— 18**	9,550

No. 6.—Statement comparing Charges to date with Sanctioned Estimates.

Particulars.	Charges against closed Sanctions.			Current Sanctions.			Total charges to date against old and current sanctions.	Remarks.	
	Expenditure against construction estimate.	Expenditure against open canal sanction.	Total.	Charges to date.	Amount of sanctioned estimate.	Unspent balance of estimate.		G.O. No. and date.	Amount of estimate.
Direct Charges.	Rs.	Rs.	Rs.				Rs.		
Works	1,07,885	...	1,07,885	..	...	...	1,07,885		
Establishment ...	24,814	...	24,814	...	...	...	24,814		
Tools and plant ...	...	...	...	...	...	...	...		
Suspense account.	...	...	...	...	...	...	...		
Total ...	1,32,699	...	1,32,699	...	...	...	1,32,699		
Less—Receipts on Capital Account.	...	...	...	...	...	...	...		
Net Total ...	1,32,699	...	1,32,699	...	...	...	1,32,699		
Indirect Charges.									
Capitalized abatement of land revenue ...	...	259	259	...	...	...	259		
Leave and pension allowances ...	3,474	...	3,474	...	...	...	3,474		
Total ...	3,474	259	3,733	...	...	...	3,733		
Grand Total ...	1,36,173	259	1,36,432	...	...	...	1,36,432		

MADRAS,
15*th September* 1917.

R. SRINIVASA AYYAR,
Deputy Accountant-General.

AGENTS FOR THE SALE OF MADRAS GOVERNMENT PUBLICATIONS

IN INDIA

Butterworth & Co. (Ltd.), 6, Hastings Street, Calcutta.
R. Cambray & Co., Calcutta.
L. M. Gopalakrishna Kone, Pudumandapam, Madura.
Harrisons, Mount Road, Madras.
Higginbotham's (Ltd.), Mount Road, Madras.
V. Kalyanarama Iyer & Co., Esplanade, Madras.
G. C. Loganadham Brothers, Madras.
S. Murthy & Co., Madras.
G. A. Natesan & Co., Madras.
The Superintendent, Nazair Kanun Hind Press, Allahabad.
P. R. Rama Iyer & Co., Madras.
Ramakrishna & Sons, Lahore.
D. B. Taraporevala Sons & Co., Bombay.
Thacker & Co. (Ltd.), Bombay.
Thacker, Spink & Co., Calcutta.
S. P. C. K. Press, Vepery, Madras.
S. Vas & Co., Madras.

IN THE UNITED KINGDOM

B. H. Blackwell, 50 & 51, Broad Street, Oxford.
Constable & Co., 10, Orange Street, Leicester Square, London, W.C.
Deighton, Bell & Co. (Ltd.), Cambridge.
T. Fisher Unwin, (Ltd.), 1, Adelphi Terrace, London, W.C.
Grindlay & Co., 54, Parliament Street, London, S.W.
Kegan Paul, Trench, Trübner & Co. (Ltd.), 68-74, Carter Lane, London, E.C. and 25, Museum Street, London, W.C.
Henry S. King & Co., 65, Cornhill, London, E.C.
P. S. King & Son, 2 & 4, Great Smith Street, Westminster, London, S.W.
Luzac & Co., 46, Great Russell Street, London, W.C.
B. Quaritch, 11, Grafton Street, New Bond Street, London, W.
W. Thacker & Co., 2, Creed Lane, London, E.C.
W. Wesley & Son, 28, Essex Street, Strand, London.
Oliver and Boyd, Tweeddale Court, Edinburgh.
E. Ponsonby (Ltd.), 116, Grafton Street, Dublin.

ON THE CONTINENT

Ernest Leroux, 28, Rue Bonaparte, Paris.
Martinus Nijhoff, The Hague, Holland.