REPORT

ON THE

ADMINISTRATION

OF

TRAVANCORE

FOR THE YEAR

1088 M. E.
1912–13 A. D.

MADRAS RECORD OFFICE

PART II—STATEMENTS

TRIVANDRUM:
PRINTED AT THE TRAVANCORE GOVERNMENT PRESS
1914.

33107

MADRAS RECORD OFFICE

33107

PART II.—Statements.

APPENDIX	I.	Names of high officials	i
„	II.	Statement of Receipts	vi
„	III.	Statement of Expenditure	xi
„	IV.	Statement of Receipts and Expenditure under Debt Heads	xx
„	V.	General Statement of Account	xxii
„	VI.	Balance Sheet	xxiii
„	VII.	Statement showing the number of shops and the quantity of arrack issued for consumption in the several vend areas under the excise system (with their population and area)	xxv
„	VIII.	Statement showing the number of toddy shops in the several excise tracts, with their population and area	xxviii
„	IX.	Statement showing the number of combined arrack and toddy shops in the tracts under the farming system	xxix
„	X.	List of Regulations and Proclamations in force	xxx
„	XI.	Statement showing the strength, cost, discipline and education of the Police Force	xli
„	XII.	Statement of persons involved in the cognisable cases handled by the Police...	xlii
„	XIII.	Statement showing the value of property stolen and the amount recovered ...	xliii
„	XIV.	Statement showing the strength, cost &c., of the Military Force ...	xliv
„	XV.	Statement showing the number of persons confined in the Central Prison and Lock-ups. ...	xlv
„	XVI.	Statement showing the number of crimes committed, number of criminal cases disposed of and awaiting trial	xlvi
„	XVII.	Statement showing the number of offences reported to and dealt with by the various Criminal Courts	xlviii
„	XVIII.	Statement showing the result of appeals against decisions passed by Criminal Courts	l
„	XIX.	Civil work—Nature and value of original suits filed, and disposed of, in the District and Munsiffs' Courts	li
„	XX.	Civil Work—Result of application for execution of decrees	liv
„	XXI.	Civil Work—Number and result of appeals in Civil Suits in the High Court and the District Courts	lvi
„	XXII.	Registration of documents	lvii
„	XXIII.	Statement of rainfall	lx
		Rainfall chart	
„	XXIV.	Statement as to the price of staple food-grains	lxii
„	XXV.	Agricultural Stock	lxiii
		Diagram showing Public Works Expenditure	
„	XXVI.	Statement of Expenditure on Public Works	lxiv
„	XXVII	Vital Statistics	lxvi
„	XXVIII.	Receipts and Expenditure of the Town Improvement Committees ...	lxviii
„	XXIX.	Statement of Medical Relief afforded	lxix
„	XXX.	Statement showing the number of Recognised Institutions and their strength	lxx
„	XXXI.	Statement showing variations in the number under instruction in the Recognised Institutions	lxxi
„	XXXII.	Statement showing the distribution of scholars according to the occupation of their parents or guardians	lxxii
„	XXXIII.	Abstract of the Gross Expenditure on Education	lxxiii
„	XXXIV.	Abstract of the Receipts from Departmental Institutions ...	lxxiv
„	XXXV.	Classified Abstract showing the Gross Expenditure, the Receipts and the Net Expenditure on Education	lxxv
„	XXXVI.	Statement of inspection work	lxxvi

APPENDIX I.

Names of high officials, and changes in the personnel, during the year 1088 M. E.

Name of officer.	Appointment.	Period		Remarks.
		From	To	
Mr. P. Rajagopala Chari, C. I. E.	Dewan	24th October 1907 / 8th Thulam 1083	15th August 1913 / 31st Karkadakam 1088	Services lent by the British Government.
„ A. J. Vieyra	Chief Secretary to the Darbar	6th May 1902 / 24th Medam 1077	Do.	Was on privilege leave for one month and 16 days from 8-3-1913/25-7-1088.
„ T. R. Ratnam Iyer	Chief Account Officer and *ex-officio* Financial Secretary to the Darbar	16th November 1910 / 1st Vrichikam 1086	Do.	Was on 2 months and 19 days' privilege leave from 29-7-1912/14-12-1087. and for 11 days' privilege leave from 21-7-1913/6-11-1088.
„ S. Padmanabha Aiyar	Senior Dewan Peishkar and District Magistrate, and Dewan Peishkar, Revenue Settlement	30th September 1908 / 15th Kanni 1084	Retired from the Service with effect from 1st May 1913/ 19th Medom 1088.	
„ R. Ananda Row	Head Sirkar Vakil	14th March 1910 / 1st Meenam 1085	15th August 1913 / 31st Karkatakam 1088	On other duty as Additional Puisne Judge, High Court, with effect from 1st Makaram 1088.
„ V. Subbier	Acting Head Sirkar Vakil	8th Makaram 1088 / 20th January 1913	Do.	
„ N. Subrahmanya Aiyar	Senior Dewan Peishkar & District Magistrate	1st May 1913 / 19th Medom 1088	Do.	
„ K. Narayana Menon	Dewan Peishkar & District Magistrate	27th January 1910 / 14th Makaram 1085	Do.	Was acting as Commissioner of Police from 15th Karkadakam 1088.
„ A. W. L. Vernede	Superintendent and District Magistrate, Devikulam Division	14th April 1906 / 2nd Medam 1081	Do	
„ K. Aiyappen Pillai	Dewan Peishkar & District Magistrate	5th July 1911 / 21st Mithunam 1086	Do.	

APPENDIX I.

Names of high officials, and changes in the personnel, during the year 1088 M. E.—(contd.)

Name of officer.	Appointment.	Period		Remarks.
		From	To	
Mr. R. Mahadeva Aiyar ..	Dewan Peishkar & District Magistrate ...	25th July 1910 10th Karkadakam 1085	15th August 1913 31st Karkadakam 1088	On other duty as Special Officer in charge of the compilation of a Revenue Code.
,, N. Ram n Pillai ..	Ag. Do. Do. ...	1st March 1913 18th Kumbhom 1088	Do.	
,, M. Krishnan Nair	Chief Justice ...	3rd August 1910 19th Karkadakam 1085	Do.	
,, F. J. R. V. Hunt	Puisne Judge, High Court ...	23rd March 1900 11th Meenam 1075	Do.	
,, A. M. Muthunayagom Pillai ...	Do. Do. ...	18th September 1911 2nd Kanni 1087	Do.	
,, R. Veeraraghava Aiyangar ...	Do. Do. ...	14th June 1912 1st Mithunom 1087	Do.	
,, R. Ananda Row ...	Additional Puisne Judge, High Court ...	13th January 1913 1st Makaram 1088	Do.	
,, K. Krishnan Pandalay ...	Do. Do. ...	16th July 1913. 1st Karkadakam 1088.	Do.	
,, P. Cheriyan	Senior District and Sessions Judge ...	14th June 1912 1st Ani 1087	Do.	
,, T. Palpu Pillai	District and Sessions Judge ..	16th August 1909 1st Chingam 1085	Do.	
,, S. T. Veeraraghava Chari ...	Do. ...	29th January 1910 16th Makaram 1085	Do.	
,, K. Sankara Pillai	Do. ..	14th May 1910 1st Edavam 1085	Do.	

APPENDIX I.

Names of high officials, and changes in the personnel, during the year 1088 M. E.—(contd.)

Name of officer.	Appointment.	Period		Remarks.
		From	To	
Mr. P. Raman Tampi	District and Sessions Judge ..	18th September 1911 2nd Kanni 1087	15th August 1913 31st Karkadakam 1087	
,, A. Krishna Aiyangar ...	Do. Do. ...	14th June 1912 1st Mithunam 1087	Do.	
,, F. S. S. George	Commissioner of Police ...	21st August 1910 5th Chingom 1086	Do.	Services lent by the British Government.
,, K. Narayana Menon ...	Ag. Do. Do. ..	30th July 1913 15th Karkatakam 1088	Do.	On 3 months' privilege leave from the 15th Karkatakam 1088.
,, N. Raman Pillai	Excise Commissioner ...	26th May 1908 13th Edavam 1083	Do.	
Major R. DeL Faunce	Commandant, Nayar Brigade ...	24th September 1910 8th Kanni 1086	Do.	Services lent by the British Government.
Lieut. F. E. Welch	Commandant, 1st Battalion, Nayar Brigade ...	11th April 1910 29th Meenam 1086	Do.	Services lent by the British Government.
Capt. L. D. Rollo	Commandant, 2nd Battalion, Nayar Brigade...	10th April 1907. 28th Meenam 1082.	12th April 1913 30th Meenam 1088	Do.
Capt. T. B. Skinner ...	Do. Do. ...	23rd April 1913 11th Medom 1088	15th August 1913 31st Karkatakam 1088.	
Dr. H. C. Perkins	Medical Officer, Nayar Brigade ...	17th September 1895. 27th Kanni 1071.	Do.	On leave from 17th May 1913.

APPENDIX I.

Names of high officials, and changes in the personnel, during the year 1088 M. E.—(contd.)

Name of officer.	Appointment.	Period		Remarks.
		From	To	
Major W. H. Tucker, I. M. S. ...	Darbar Physician	28th August 1912 13th Chingom 1088	15th August 1913 31st Karkatakam 1088	Services lent by the British Government.
Dr. E. Poonen	Surgeon, General Hospital ...	13th March 1898 1st Meenam 1073	Do	Acted as Darbar Physician from 16-8-1912/1-1-1088 to 24-8-1912/9-1-1088. Was on privilege leave from 25-8-1912/10-1-1088 to 20-10-1912/4-3-1088 and furlough in continuation up to 20-2-1913/9-7-88.
Dr. P. N. Lekshmanan... ..	Do. District Hospital, Quilon	20th September 1903 4th Kanni 1079	Do.	..
Mr. S. Krishnamurthi Iyer ...	Sanitary Commissioner ...	2nd December 1903 17th Vrischikam 1079	27th April 1913 15th Medom 1088	Was on privilege leave from 28-4-1913/16-9-1088 to 7-7-1913/24-11-1088 and furlough from 8-7-1913/25 11-1088 in continuation till end of 1089.
„ A. H. Bastow	Chief Engineer ...	31st March 1905. 18th Meenam 1080	15th August 1913 31st Karkadakam 1088	
„ F. J. Jacob	Deputy Chief Engineer ...	17th March 1911 4th Meenam 1086	D.	Was on combined leave for 6 months and 23 days from 8-8-1088.
„ H A. Minchin	Executive Engineer ...	24th September 1896 10th Kanni 1072	Do.	
„ S. E. Vaikuntam Aiyar ..	Do. ..	6th August 1896 23rd Karkadakam 1071	Do.	Was on leave throughout the year.
„ O. S. Barrow	Do. ...	20th October 1904 4th Thulam 1080	Do.	

APPENDIX I.

Names of high officials, and changes in the personnel, during the year 1088 M. E.—(concluded.)

Name of officer.	Appointment.	Period		Remarks.
		From	To	
Mr. K. R. Rengaswamy Aiyangar ...	Executive Engineer ...	1st April 1906 19th Meenam 1081	15th August 1913 31st Karkadakam 1088	Was on privilege leave for 27 days from 19-5-1088 to 16-6-1088.
„ R. Everard .	Do. ...	16th November 1910 1st Vrischikam 1086	Do.	
.. K. V. Natesa Iyer ..	Do. ...	Do.	Do.	
„ L. H. Jacob ...	Do. ...	Do.	Do.	
„ John Kurien ...	Do. ...	17th March 1911 4th Meenam 1086	Do.	
„ H. E. Parrett	Do. ...	30th January 1912 17th Makaram 1087	Do.	
Rao Saheb M. Rama Rao Garu	Conservator of Forests ..	21st June 1908 8th Mithunam 1083	Do.	Services lent by the British Government.
Dr. A. W. Bishop	Director of Public Instruction	25th February 1912 13th Kumbhom 1087	Do.	
Mr. L. C. Hodgson ..	... Principal, H. H The Maharaja's College	6th May 1912 23rd Medom 1087	Do.	Was on furlough from 17th Mithunam 1088 to 12th Thulam 1089.
„ M. LaBouchardiere	... Professor of English Do. ...	19th September 1889 5th Kanni 1065	30th June 1913 17th Mithunom 1088	Retired from service with effect from 1st July 1913/18th Mithunam 1088.
.. J. Stephenson ...	... Do. Physics and Applied Mathematics Do.	13th January 1910 30th Dhanu 1085	15th August 1913 31st Karkadakam 1088	Acted as Principal from the 30th June 1913/17th Mithunam 1088.
.. James Pryde ...	... Inspector of Secondary Schools ...	5th April 1911 23rd Meenam 1086	Do.	
Dr. G. F Clark ..	... Principal, Teachers' College ...	5th October 1910 19th Kanni 1086	Do.	Was on furlough from the 12th July 1913/29th Mithunam 1088 to the 17th October 1913/1st Thulam 1089.

APPENDIX II.

Consolidated Abstract of Receipts (Service Heads) for 1088.

A. PRINCIPAL HEADS OF REVENUE.

		Rs.
I. Land Revenue.		
Ordinary Revenue.		
Ayacut or settled revenue	...	30,14,370
Sanjayam or fluctuating revenue	...	1,84,913
Total		31,99,283
Leases to the British Government.		
Periyar lease	...	43,732
Residency lease	...	7,329
Total.....		51,061
Sale of Sirkar lands.		
Sale proceeds of virathi, puduval, kuthagapattam, &c. lands	...	1,76,684
Sale proceeds of waste lands	...	1,37,997
Sale proceeds of escheated lands	..	1,640
Sale proceeds of tankbeds	...	1,67,855
Total.....		5,34,176
Miscellaneous.		
Fines and forfeitures of the Revenue Department	...	4,895
Process service fees	...	8,736
Sale proceeds of old stores and materials...		1,569
Other items	...	15,330
Receipts from the Survey Department...		4,930
Total.....		35,460
Total I. Land Revenue		38,19,980
II. Salt.		
Duty on salt.		
Foreign salt	..	6,15,776
Local salt	...	3,79,200
Total		9,94,976
Darbar share of the produce of the local salt factories ...		35,079
Recoveries on account of charges incurred in the sale of salt	...	1,32,424
Fines and forfeitures	...	14
Miscellaneous.		
Sale proceeds of trees &c. in alloms	...	122
Collections on account of priyavasi	...	21
Sale proceeds of gunny-bags, old materials, &c.	...	992
Rent of storage sheds	..	2,891
Other items	...	59
Total.....		4,085
Total—II. Salt.....		11,66,578

		Rs.
III. Excise.		
Tobacco.		
Duty on tobacco.		
Jaffna tobacco	..	4,41,389
Coimbatore tobacco	...	6,96,108
Tinnevelly tobacco	...	2,35,285
Total. ...		13,72,782
Miscellaneous.		
Rent of ware-houses	...	13,22[illegible]
Sale proceeds of confiscated articles ...		2,382
Other items	...	766
Total...		16,37[illegible]
Total—Tobacco		13,89,15[illegible]
Abkari and Opium		
License fee and duty for sale of liquors and drugs.		
License fee on foreign liquors	...	13,335
License fee and duty on country liquor and toddy, and country liquor and toddy combined	...	15,24,586
Opium and its preparations, ganja, and other drugs	...	88,741
Rebate of duty on ganja		22,902
Total . ..		16,49,564
Fines and forfeitures	...	
Miscellaneous.		
Sale proceeds of confiscated articles ...		1,124
Sale proceeds of old materials and stores		223
Officers supplied to private persons and companies	...	...
Other items	...	1,250
Total.		2,597
Total—Abkari and Opium ...		16,53,080
Total—III. Excise		30,12,238
IV. Customs.		
Sea Customs.		
Imports	...	36,914
Exports	..	2,43,793
Total ...		2,80,707

APPENDIX II.

Consolidated Abstract of Receipts (Service Heads) for 1088 M. E.—(contd).

		Rs.
IV. Customs. (Contd.) B. F. ...		2,80,707
Land Customs.		
Imports	...	51,217
Exports	...	8,52,071
Total.....		9,03,288
Compensation paid by the British Government under the Interportal Trade Convention	...	68,692
Miscellaneous.		
Rent of godowns	...	838
Sale of confiscated and unserviceable articles	...	1,377
Shipping fees realised under the Sea Customs Rules	...	
Other items	...	1,305
Total.....		3,520
Total—IV. Customs...		12,56,207
V. Marine.		
Port dues	...	13,151
Miscellaneous.		
Light-house fees	...	45
Pier receipts	...	9,973
Tram-way receipts	...	96
Other items	...	768
Total.....		10,882
Total V. Marine...		24,033
VI. Forest.		
Timber and other produce removed from the forests by Darbar Agency.		
Royal trees	...	3,78,721
Junglewood	...	4,37,941
Abandoned royal trees	...	56,788
Do. junglewood	...	25,626
Fire-wood and charcoal	...	23,440
Bamboos	..	13,247
Cardamoms	...	2,941
Ivory	...	16,014
Minor produce	...	9,784
Total.....		9,64,502
Timber and other produce removed from the forests by conservators or purchasers.		
Royal trees	...	1,01,690
Jungle-wood	...	84,629
Fire-wood and charcoal	...	21,985
Bamboos	...	5,629
Grazing and fodder grass	...	10,479
Cardamoms including rent of gardens...		103
Minor produce	...	13,265
Total.....		2,37,780

		Rs.
Confiscated forest produce, drift and waifwood	...	3,464
Elephants.		
Sale of elephants	...	50,730
Hire of elephants		6,202
Total.....		56,932
Miscellaneous.		
Fines and forfeitures	...	6,173
Refunds	..	23
Other sources	...	4,849
Total ...		11,045
Total VI. Forest...		12,73,723
VII. Stamps.		
Sale of General Stamps.		
One anna stamps	...	34,484
Bills of exchange or hundies	...	7,13[illegible]
Other general stamps	...	6,28,758
Total.....		6,70,381
Sale of Court Fee Stamps		10,95,729
Duty on impressing documents.		
Duty on embossing one anna receipt and cheque stamps	...	1,836
Other duty levied under the Stamp Regulation	...	25,623
Total.....		27,45[illegible]
Fines and penalties	...	4,774
Miscellaneous.		
Adjudication fees	...	16
Other items	..	147
Total.....		163
Total—VII. Stamps...		17,98,506
VIII. Registration.		
Fees for registering documents.		
Fees for registering Joint Stock Companies ...		298
Fees for registering other documents ...		4,35,129
Fees for copies of registered documents ...		14,492
Total.....		4,49,914
Miscellaneous.		
Search fees	...	24,616
Fines and forfeitures	...	520
Fees for visits paid	..	26,757
Fees for copies under Sections 59 & 60 of the Registration Regulation ...		8,075
Other items	...	1,200
Total.....		61,168
Total—VIII. Registration ...		5,11,09[illegible]

APPENDIX II.

Consolidated Abstract of Receipts (Service Heads) for 1088. M. E.—(contd).

	Rs.
B. RECEIPTS BY DEPARTMENTS.	
IX A. Law and Justice: Courts of Law.	
Sale proceeds of unclaimed properties ...	213
Court fees realised in cash.	
Recoveries on account of pauper suits	664
Other items ...	97
Total.....	761
General fees, fines and forfeitures.	
Fees and fines of the High Court ...	291
Fees and fines of other Courts ...	1,352
Magisterial fines ...	51,160
Other items ...	460
Total ...	53,263
Pleadership Examination fees ...	1,048
Law College fees ...	27,541
Miscellaneous.	
Sale of old stores and materials ...	195
Other items ...	1,548
Total ...	1,743
Total IX A. Law & Justice: Courts of Law	84,569
IX B. Law and Justice: Jails.	
Jail manufactures ...	7,552
Miscellaneous ...	840
Jail Press receipts ...	59,059
Total IX B Law & Justice: Jails...	67,451
X. Elephant and Horse Departments.	
Receipts from His Highness the Maha Raja's Stables ...	2,174
Sale and hire of elephants from taluks	3,014
Miscellaneous ...	72
Total—X. Elephant and Horse Departments...	5,260
XI. Stationery and Printing.	
Stationery receipts.	
Sale proceeds of stationery ...	26
Other items ...	62
Total.....	88
Sale of Gazette and other publications.	
Subscription to the Gazette ...	3,363
Other publications ...	19,816
Total.....	23,179

	Rs.
Other Press receipts	
Sale proceeds of printed forms ...	4,2[illegible]
Work done for private persons ...	[illegible]
Advertisements ...	1,0[illegible]
Sale of old stores and materials ...	49
Other items ...	1
Total.....	5,86[illegible]
Total—XI Stationery and Printing	29,18[illegible]
XII. Mint.	
Gain on silver coinage	75,146
Gain on copper coinage	2,00,451
Miscellaneous	318
Total—XII. Mint	2,75,915
XIII. Police.	
Police supplied to private companies and persons ...	1,408
Cash receipts under the Arms Regulation ...	583
Fees, fines and forfeitures ...	
Miscellaneous.	
Sale of clothing and other articles ...	308
Other items ...	250
Total ...	558
Receipts under the Motor Vehicles Regulation ...	389
Total—XIII. Police...	2,938
XIV. Education	
Fees, Colleges, General.	
H. H. The Maha Raja's College for Boys ...	19,760
Do. Do. for Girls ...	547
Training College ...	5,130
Total.....	25,437
Fees, Schools, General.	
Secondary Schools ...	1,51,370
Elementary Schools ...	49,428
Total.....	2,00,798
Fees, Schools, Special.	
Sanskrit Patasala ...	356
Mofussil Training Schools ...	2,109
School of Arts ...	1,581
S. M. R. V. Technical Institute ...	25
Total ...	4,071
C. O.	2,30,306

APPENDIX II.

Consolidated Abstract of Receipts (Service Heads) for 1088 M. E.—(contd).

	Rs.
XIV. Education (contd.) B. F.	2,30,306
Miscellaneous.	
Receipts from the School of Arts ...	2,245
Receipts from the Reformatory ...	32
Receipts from the Carpentry and Weaving Institute ...	...
Receipts from the Caste Hindu Hostel.	1,368
Receipts from the Sanskrit Patasala ...	...
Examination fees ...	16,064
Teachers' license fees ...	3,720
Other items ...	1,946
Total.....	26,275
Total—XIV. Education...	2,56,581
XV. Science, Art and Minor Departments.	
Receipts from the Museum and Public Gardens ...	599
Receipts from the Public Library ..	2,215
Receipts from the Agricultural Department.	
Agricultural receipts ..	2,710
Veterinary hospital fees ...	410
Total ...	3,120
Mining.	
Royalty ...	44,848
Exploitation fees ...	4
Total...	44,852
Miscellaneous ...	392
Total XV. Science, Art and Minor Departments ...	51,178
XVI. Medical and Sanitary.	
Medical receipts.	
Sale of Medical stores ...	210
Sale of quinine ...	176
Total.....	386
Miscellaneous.	
Sale of old stores and materials ...	2,055
Other items ...	1,044
Total	3,099
Receipts from the Ayurvedic Patasala...	173
Sanitary receipts.	
Receipts from the Sanitary Department ...	312
Total—XVI. Medical and Sanitary ...	3,970
XVII. Devaswoms.	
Offerings ...	33,793
Adiyara ...	2,031
Receipts from Sripandaravagai ...	5,618
Miscellaneous.	
Sale proceeds of old stores and materials ...	1,157
Sale of surplus provisions ...	5,128
Other items ...	22,280
Total.....	28,565
Agaram and other revenue from Devaswom lands	3,86,385
Total XVII. Devaswoms...	4,56,392

	Rs.
XVIII. State Charities.	
Sale proceeds of surplus provisions ...	522
Miscellaneous ...	6,415
Total—XVIII. State Charities ...	6,937
XIX. Military.	
Sale of Military stores ...	1,541
Miscellaneous ...	119
Receipts from the Body Guard ...	430
Total—XIX. Military ...	2,090
XX. Public Works.	
A. Receipts from the P. W. D.	
Rent on buildings ...	4,274
Fees from traveller's bungalows ...	5,329
Sales of buildings ...	1,045
Sales of tools and plant ...	1,808
Sales of produce ...	1,559
Sales of avenue trees ...	4,240
Sales of old materials ...	2,112
Value of materials received from old buildings	177
Minor irrigation receipts ...	156
Tolls on roads and bridges ...	30,105
Ferry receipts ...	8,242
Workshop revenue receipts ...	1,650
Fines, refunds and miscellaneous ...	9,241
Total.....	70,028
B. Receipts from the Maramat Department.	
Sale of old stores and materials ...	13,784
Other items ...	2,906
Total...	16,690
Total—XX. Public Works ...	86,718
XXI. Receipts in aid of Pensions.	
Contributions from officers lent to Foreign Service and Local Bodies ...	6,469
Refund of gratuities ...	...
Fees for duplicates of P. P. O's. ...	74
Total XXI. Receipts in aid of Pensions...	6,543
XXII. Miscellaneous.	
Adiyara or succession and other customary fees ...	300
Unclaimed deposits ...	57,580
Premium on bills	1,848
Receipts from the Jubilee Town Hall...	1,157
Recoveries of old advances ...	710
Lapsed remittance transfer receipts ...	23
Receipt under the Weights and Measures Regulation	...
C. O ...	61,627

APPENDIX II.

Consolidated Abstract of Receipts (Service Heads) for 1088 M. E.—(concluded).

	Rs.
XXII. Miscellaneous (contd.) B. F. ...	61,627
Miscellaneous.	
Hire of motor-car ...	1,060
Recoveries on account of law charges other than those in pauper suits ...	2,476
Cash recoveries of service payments ...	3,530
Other items ..	71,497
Receipts from the Madapad & Kakur funds on account of the controlling establishment in the Account Office ...	
Value of stamps received ...	23
Total.....	78,586
Total—XXII. Miscellaneous ...	1,40,213
XXIII Interest.	
Interest on surplus investments ...	2,05,362
Interest on current deposits with the Bank of Madras...	1,323
Interest on arrears.	
Land Revenue ...	274
Excise Revenue ...	7,897
Total.....	8,171
Interest on loans.	
Land improvement loans ...	240
Other loans ...	...
Total.—XXIII. Interest ...	2,15,096

	R
XXIV. Profit or Loss on Investment.	
Premium on sale of Government of India Pro-Notes ...	
Discount on purchase of Do. ..	4,
Total—XXIV. Profit or Loss on Investments...	4,
XXV. Anchal.	
Sale proceeds of Anchal stamps and cards	84,4
Commission on hundies ...	16,4
Receipts from the Transit Service ...	1,7
Sale proceeds of Service stamps ...	50,4
Foreign Hundi Commission ...	4
Fees and petty receipts.	
Fees from unpaid and insufficiently stamped letters ...	12,68
Sale of old stores and materials ...	1
Other items ...	7
Total.....	12,77
Total XXV. Anchal	1,66,40
XXVI. Irrigation and other Reproductive Works.	
i. *Direct receipts by the P. W. D.*	
Rent on buildings ...	...
Plantations ...	...
Other Canal produce ...	1,306
Miscellaneous ...	575
Total.....	1,881
ii. *Indirect receipts by the Land Revenue Department.*	
Land Revenue due to irrigation ...	55,393
Total—XXVI. Irrigation and other Reproductive Works	57,274
TOTAL REVENUE AND RECEIPTS ...	**1,48,11,690**

APPENDIX III.

Consolidated Abstract of Expenditure (Service Heads) for 1088 M. E.

1. Land Revenue.	Rs.
Division Peishkars, and Superintendent, Devicolam Division.	
Salaries ...	74,215
Establishment ...	41,738
Allowances to officers ...	12,594
Do. to establishment ...	2,445
Supplies, Services and Contingencies ...	11,603
Total.....	1,42,595
Deduct ⅓ share transferred to Law and Justice	47,532
Net Total.....	95,063
Taluk Cutcherries.	
Salaries ...	74,824
Establishment ...	1,79,403
Allowances to officers ...	15,537
Do. to establishment ..	6,824
Supplies, Services and Contingencies ...	40,333
Total.....	3,16,921
Deduct ⅓ share transferred to Law and Justice	1,05,640
Net Total.....	2,11,281
Proverthy Cutcherries.	
Establishment ...	2,28,829
Allowances ...	203
Contingencies ...	7,994
Total.....	2,37,026
Kandukrishy Cutcherries.	
Salaries ...	1,336
Establishment ...	3,032
Allowances to officers ...	470
Do. to establishment ...	53
Supplies, Services and Contingencies ..	201
Total.....	5,092
Kandukrishy Nelpuras.	
Establishment ...	7,862
Supplies, Services and Contingencies	24,012
Total	31,874
Land Records.	
Salaries ...	2,503
Establishment ...	29,303
Allowances ...	1,587
Supplies, Services and Contingencies ...	4,981
Total.....	38,374
Revenue Survey.	
Salaries ...	8,591
Establishment ...	30,886
Allowances to officers ...	2,357
Do. to establishment ...	1,088
Contingencies ...	7,420
Total.....	50,342
Revenue Settlement.	
Salaries ...	958
Establishment ...	4,034
Allowances to officers ...	..
Do. to establishment ...	...
Contingencies ...	8,320
Total	13,312
Refunds and Drawbacks	37,795
Land Revenue Miscellaneous	661
Total of 1. Land Revenue.....	7,20,829
2. Salt.	
Salt Factories.	
Salaries ...	4,170
Establishment ...	13,990
Allowances to officers ...	16
Do to establishment ...	76
Supplies, Services and Contingencies ...	3,108
Total.....	21,360

	Rs.
Salt Business.	
Salaries ...	719
Establishment ...	2,140
Allowances ...	99
Supplies, Services and Contingencies ...	1,00,782
Total.....	1,03,740
Salt Compensation ...	1,117
Refunds and Drawbacks ...	2,399
Total of 2. Salt	1,28,616
3. Excise.	
Commissioner.	
Salaries ...	7,209
Establishment ...	10,497
Allowances to officer ...	844
Do. to establishment ...	202
Supplies, Services & Contingencies ...	19,548
Total.....	38,291
Circles.	
Salaries ...	19,421
Establishment ...	15,900
Allowances to officers ...	7,154
Do. to establishment ...	633
Supplies, Services & Contingencies ..	10,350
Total.....	53,458
Ranges.	
Salaries ..	28,152
Establishment ...	1,09,656
Allowances to officers ...	11,135
Do. to establishment ...	675
Supplies, Services & Contingencies ...	12,680
Total.....	1,53,298
Tobacco Bankshalls.	
Salaries ...	1,707
Establishment ...	6,361
Allowances ...	18
Supplies, Services & Contingencies ...	990
Total.....	9,076
Excise Compensation ...	20,805
Refunds and Drawbacks ...	998
Total of 3. Excise.....	2,75,926
4. Customs.	
Salaries ...	5,078
Establishment ...	37,015
Allowances ...	442
Supplies, Services & Contingencies ...	4,254
Total.. ...	46,789
Customs Compensation ...	171
Refunds and Drawbacks ...	472
Add ¼ share of Alleppey Marine Charges	4,640
Total of 4. Customs...	52,072
5. Marine.	
Salaries ...	5,280
Establishment ..	4,803
Allowances to officers ...	128
Do. to establishment ...	65
Supplies, Services & Contingencies ...	8,283
Total.....	18,559
Deduct ¼ share transferred to Customs	4,640
Total of 5. Marine ...	13,919

APPENDIX III.

Consolidated Abstract of Expenditure (Service Heads) for 1088 M. E. (contd).

6. Forest.

A. *Conservancy and Works.*

Timber and other produce removed from the forests by Darbar Agency.

		Rs.
Royal trees		
Junglewood	...	89,036
Abandoned royal trees	...	2,83,589
Do. jungle wood	...	41,380
Firewood and charcoal	...	4,316
Bamboos	...	14,518
Cardamom	...	6,545
Ivory	...	262
Minor produce	...	181
	...	1,344
Total.....		4,41,171

Timber and other produce removed from the forests by consumers or purchasers...		78
Confiscated forest produce, drift and waifwood	...	742

Elephants.

Capture of elephants	...	9,136
Keep of trained elephants	...	2,982
Total.....		12,118

Stores, Tools and Plant	...	4,505

Communications and Buildings.

Roads and bridges	...	5,052
Buildings	...	12,957
Other works	...	2,005
Total.....		20,014

Organisation, Improvement and Extension of the forests.

Demarcation		
Cost of Forest Settlement	...	4,068
Compensation for lands and rights	...	2,550
Survey		
Working plans	...	506
Sowing and planting	...	2,743
Protection from fire	...	21,481
Other works	...	4,787
	...	199
Total.....		36,343

Temporary Establishment.

Salaries		
Establishment	...	2,270
Allowances to Officers	...	15,938
Do. Establishment	...	785
Supplies, Services and Contingencies	...	330
	...	8,957
Total.....		28,080
Total A.....		5,43,051

B. *Establishment.*

(*a*). *Direction.*

		Rs.
Salaries.		
Establishment	...	11,018
Allowances to officers	...	10,442
Do to establishment	...	1,870
Supplies, Services & Contingencies	...	405
	..	5,613
Total.....		29,359

(*b*) *Division.*

Salaries		
Establishment	...	20,688
Allowances to officers	...	1,00,730
Allowances to Executive and Protective Staff	...	9,159
Do. to Establishment		9,440
Supplies, Services & Contingencies	...	1,510
	...	7,890
Total		1,49,423
Stipends to officers	...	9,390
Total B.....		1,88,171
Total of 6. Forest.....		7,31,229

7. Stamps.

Manufactory.

Salaries		
Establishment	...	1,850
Supplies, Services and Contingencies	...	5,495
	...	20,898
Total		28,243
Discount on sale of Stamps	...	50,248
Refunds of court fee stamps	...	51,253
Do. of general stamps	...	2,059

Central Stamp Depot.

Establishment	...	1,646
Contingencies	...	2,582
Total.....		4,228
Total of 7. Stamps.....		1,36,029

8. Registration.

Direction.

Salaries		
Establishment	...	3,534
Allowances to officers	...	10,488
Do. to establishment	..	935
Supplies, Services and Contingencies	...	174
	...	10,598
Total... ..		25,725

APPENDIX III.

Consolidated Abstract of Expenditure (Service Heads) for 1088 M. E.—(contd).

		Rs.
8. Registration B. F.		25,725

District Registrars.

Salaries	...	5,430
Establishment	...	7,010
Allowances to officers	..	1,423
Do. to establishment	...	292
Supplies, Services & Contingencies...		1,378
Total.....		15,533

Sub-Registrars.

Salaries	...	48,511
Establishment	...	84,306
Allowances to officers	...	281
Do. to establishment	...	320
Supplies, Services and Contingencies...		11,784
Total.....		1,45,202

Registrar of Joint Stock Companies.

Salaries	..	1,151
Establishment	..	408
Allowances to officer	...	83
Do to establishment	...	
Supplies, Services and Contingencies		150
Total		1,792
Refunds and Drawbacks	...	302
Total of 8. Registration.....		1,88,554

9 A. Law and Justice, Courts of Law.

High Court.

Salaries	...	59,781
Establishment	...	28,822
Allowances to officers	...	854
Do. to establishment	...	1,043
Supplies, Services and Contingencies ...		10,986
Total.....		1,01,486

District and Sessions Courts.

Salaries	...	55,156
Establishment	...	41,740
Allowances to officers	...	390
Do. to establishment	...	176
Supplies, Services and Contingencies ...		10,460
Total.....		1,07,931

Munsiffs' Courts.

Salaries	...	76,537
Establishment	...	2,58,349
Allowances to officers	...	260
Do. to establishment	...	149
Supplies, Services and Contingencies.		14,136
Total		3,49,431

Magistrates' Courts.

Salaries	...	23,207
Establishment	...	14,667
Allowances to officers	...	678
Do to establishment	...	71
Supplies, Services and Contingencies .		19,608
Total.....		58,231
Add 1/3 share of Land Revenue charges		1,53,172

Law Officers.

Salaries	...	31,142
Establishment	..	8,323
Allowances to officers	...	558
Do. to establishment		23
Supplies, Services and Contingencies...		16,383
Total ...		56,429

Law College.

Salaries	...	13,705
Establishment	...	864
Supplies, Services and Contingencies ...		1,313
Total.....		15,972
Refunds and Drawbacks	...	16,062
Total of 9 A. Courts of Law		8,58,714

9 B. Law and Justice, Jails.

Central Jail.

Salaries	...	4,916
Establishment	...	14,558
Allowances to officer	...	12
Do to establishment	.	24
Supplies, Services and Contingencies ..		65,305
Total of 9 B. Jails ...		84,815

APPENDIX III.

Consolidated Abstract of Expenditure (Service Heads) for 1088 M. E.—(contd)

	Rs.
10. PALACE. ...	6,60,000
11. ELEPHANT AND HORSE DEPARTMENTS.	
His Highness the Maha Raja's Stables.	
Salaries ...	2,170
Establishment ...	27,485
Allowances to officer ...	61
Do. to establishment ...	...
Supplies, Services and Contingencies	41,435
Total.....	71,151
Elephant Department.	
Establishment ...	4,067
Allowances ...	...
Supplies, Services and Contingencies...	10,717
Total	14,784
Total of 11. ELEPHANT, etc.. ...	85,935
12. GENERAL ADMINISTRATION.	
Huzur Cutcherry.	
Salaries ...	64,546
Establishment ...	72,264
Allowances to officers ...	6,870
Do. to establishment ...	3,787
Supplies, Services & Contingencies ...	11,574
Total.....	1,59,041
Central Account and Audit Office.	
Salaries ...	30,731
Establishment ...	38,334
Allowances to officers ...	1,727
Do. to establishment ...	1,177
Supplies, Services and Contingencies...	3,075
Total.....	75,044
Miscellaneous.	
Legislative Council ...	1,346
Sri Mulam Popular Assembly ...	6,705
Contributions towards books and periodicals...	2,219
C. O.	10,270
Miscellaneous (contd). B. F. ...	10,270
Contributions to Associations and Clubs...	...
Total.....	10,270
Total of 12. GENERAL ADMINISTRATION.....	2,44,355
13. STATIONERY AND PRINTING.	
Stationery.	
Establishment ...	3,556
Supplies, Services and Contingencies...	1,47,142
Total.....	1,50,698
Printing.	
Salaries ...	3,703
Establishment ...	38,249
Allowances ...	.
Supplies, Services and Contingencies	80,410
Total.....	1,22,362
Total of 13. STATIONERY AND PRINTING.....	2,73,060
14. MINT.	
Salaries ...	1,575
Establishment ...	6,700
Allowances ...	48
Supplies, Services and Contingencies...	2,04,653
Total of 14. MINT.....	2,12,976
15. POLICE.	
Superintendence.	
Salaries ...	28,680
Establishment ...	7,492
Allowances of officers ...	6,149
Do. of establishment ...	404
Supplies, Services and Contingencies...	23,912
Total.....	66,637
Taluk Police.	
Salaries ...	41,682
Establishment ...	1,74,136
Allowances ...	33,948
Supplies, Services and Contingencies ...	12,408
Stipends to police officers under training	4,881
Total.....	2,66,955
Refunds	...
Total of 15. POLICE.....	3,33,592

APPENDIX III.

Consolidated Abstract of Expenditure (Service Heads) for 1088 M. E.—(contd).

	Rs.
16. EDUCATION.	
Controlling Agencies.	
Direction.	
Salaries ...	16,956
Establishment ...	6,026
Allowances to officers ...	679
Do. to establishment ...	90
Supplies, Services & Contingencies .	2,346
Total ..	26,097
Inspectors.	
Salaries ...	26,786
Establishment ...	15,913
Allowances to officers ...	9,275
Do. to establishment	992
Supplies, Services and Contingencies	6,131
Total.....	59,097
Inspectresses.	
Salaries ...	9,430
Establishment ...	5,364
Allowances to officers ...	3,612
Do. to establishment ...	474
Supplies, Services & Contingencies ..	2,225
Total.....	21,105
Collegiate Education.	
H. H. The Maha Raja's College for Boys.	
Salaries ...	73,503
Establishment ...	6,011
Allowances ...	2,114
Supplies, Services & Contingencies ...	12,087
Total.....	93,715
College and High School for Girls.	
Salaries ...	6,133
Establishment ...	13,234
Allowances ...	93
Supplies, Services & Contingencies	3,427
Total.....	22,887
Training College.	
Salaries ...	22,640
Establishment ...	3,353
Allowances ...	988
Supplies, Services & Contingencies ...	16,269
Total.....	43,250
Secondary School Education.	
Model School attached to the Training College.	Rs.
Salaries ...	17,392
Establishment ...	5,588
Allowances ...	148
Total.....	23,128
Other Higher Grade Secondary Schools.	
Salaries ...	73,338
Establishment ...	15,650
Allowances ...	840
Supplies, Services & Contingencies ..	9,512
Total.....	99,340
Lower Grade Secondary Schools.	
Salaries ...	32,880
Establishment ...	16,351
Allowances ...	759
Supplies, Services & Contingencies ...	16,543
Total.....	66,533
Elementary School Education.	
Higher Grade Elementary Schools for Boys.	
Establishment ...	1,27,190
Allowances ...	252
Supplies, Services & Contingencies ...	23,578
Total.....	1,51,020
Higher Grade Elementary Schools for Girls.	
Establishment ..	54,625
Allowances ...	54
Supplies, Services & Contingencies ...	12,100
Total.	66,779
Lower Grade Elementary Schools for Boys.	
Establishment ...	1,73,100
Allowances ...	156
Supplies, Services & Contingencies ...	39,65[illegible]
Total	2,12,91[illegible]
Lower Grade Elementary Schools for Girls.	
Establishment ...	71,44[illegible]
Allowances	26
Supplies, Services & Contingencies ...	13,65
Total.....	85,36

APPENDIX III.

Consolidated Abstract of Expenditure (Service Heads) for 1088 M. E.—(contd).

	Rs.
Reserve Teachers	33,716
Special Education.	
Female Training School.	
Establishment ...	3,443
Allowances ...	95
Supplies, Services & Contingencies ...	270
Total...	3,808
Other Training Schools.	
Establishment ...	4,344
Allowances ...	427
Supplies, Services & Contingencies...	1,083
Total... ..	5,854
Reformatory.	
Establishment ...	1,740
Allowances ...	9
Contingencies ...	2,700
Total.....	4,449
Industrial School of Arts.	
Salaries ...	3,000
Establishment ...	9,230
Allowances ...	29
Supplies, Services & Contingencies	6,141
Total.....	18,400
Sanskrit Patasala	
Establishment ...	5,260
Allowances ...	235
Supplies, Services & Contingencies.	910
Total.....	6,405
Technical Institute.	
Establishment ...	2,891
Supplies, Services & Contingencies ...	2,625
Total	5,516
Special school for Malayali Brahmins.	
Establishment ...	1,120
Supplies, Services and Contingencies	...
Total.....	1,120
Miscellaneous.	
Caste Hindu Hostel.	
Salaries ...	1,221
Establishment ...	1,217
Supplies, Services & Contingencies ...	1,695
Total.....	4,133
Text Book Committee.	
Establishment	144
Allowances	436
Contingencies	8
Total	588
Examination Charges ...	16,014
Grants to Schools ...	1,77,788
Educational Museum & Bureau ...	1,037
Scholarships & Stipends ...	33,785
Aids to Orphanages ...	601
Refunds ...	6
Total of 16. Education .	**12,84,450**

	Rs.
17 Science, Art & Minor Depots.	
Museum & Public Gardens.	
Salaries .	1,3[illegible]
Establishment ...	11,24[illegible]
Allowances to officers } Do to establishment }	21
Supplies, Services & Contingencies ...	19,[illegible]3
Total	32,61[illegible]
Observatory.	
Salaries ...	21
Establishment ...	1,61[illegible]
Allowances ...	[illegible]
Supplies, Services & Contingencies...	31[illegible]
Total ...	2,15[illegible]
Painting. ...	1,71[illegible]
Photograph Department	
Salaries ...	2,534
Establishment ...	974
Allowances ...	73
Supplies, Services & Contingencies ...	1,167
Total.....	4,748
Public Library.	
Establishment	1,836
Supplies, Services & Contingencies ..	6,169
Total.....	8,005
Archæological Department.	
Salaries ...	1,800
Establishment ...	711
Allowances	1,110
Supplies, Services & Contingencies ...	2,029
Total.....	5,650
State Geologists.	
Salaries ...	8,280
Establishment ...	1,768
Allowances to officers ...	1,744
Do. to establishment ...	171
Supplies, Services & Contingencies ...	2,985
Total ..	14,948
Preservation of Oriental Literature.	
Salaries ...	1,620
Establishment ...	3,890
Allowances ...	352
Supplies, Services & Contingencies ...	1,415
Total	7,347
Agriculture.	
Salaries ...	12,599
Establishment ...	14,253
Allowances to officers ...	2,668
Do. to establishment ...	928
Supplies, Services & Contingencies ...	33,283
Total.. ...	63,731
Adviser to Government in re Vernacular Literature and Palace Library.	
Salaries ...	1,800
Establishment ...	1,332
Contingencies ...	2
Total.....	3,131

APPENDIX III.

Consolidated Abstract of Expenditure (Service Heads) for 1088 M. E. (contd).

	Rs.
17. Science, Art &c. (contd.)	
Census.	
Salaries ...	4,011
Establishment ...	1,453
Allowances ...	255
Supplies, Services & Contingencies .	4,536
Total.....	10,255
Public Lecture Committee.	
Establishment ...	590
Allowances	151
Contingencies ...	1,408
Total ..	2,149
Total of 17. Science, Art &c. ...	1,56,453
18. Medical and Sanitary.	
Medical	
Darbar Physician.	
Salaries ...	16,098
Establishment ...	5,165
Allowances to officer ..	1,718
Do. to establishment ...	353
Supplies, Services & Contingencies ...	705
Total ..	24,039
Hospitals and Dispensaries.	
Salaries ...	1,21,297
Establishment	83,846
Allowances ...	6,083
Supplies, Services & Contingencies ...	1,74,351
Total.....	3,85,577
Medical Stores.	
Salaries ...	2,281
Establishment ...	2,437
Allowances ...	94
Supplies, Services & Contingencies ...	1,443
Total.....6,255	
emical Examiner.	
Salaries ...	600
Establishment ...	426
Allowances ...	...
Supplies, Services and Contingencies	695
Total.....	1,721
urvedic Physicians.	
Salaries ...	1,800
Establishment ...	1,356
Allowances ...	441
Contingencies ...	240
Total.....3,837	
urvedic Patasala.	
Establishment ...	1,870
Supplies, Services & Contingencies ...	803
Total.....	2,673

	Rs.
Prevention of Plague ...	416
Scholarships ...	7,869
Grants to English Medical Institutions ...	11,965
Do. to Ayurvedic do. ...	11,254
Do. towards Ambulance Lectures ...	360
Do. to Town Improvement Committees....	42,604
Sanitation and Vaccination.	
Commissioner.	
Salaries ...	6,963
Establishment ...	4,402
Allowances ...	1,365
Supplies, Services & Contingencies ...	1,941
Total.....	14,671
District Officers.	
Salaries ...	8,103
Establishment ...	24,522
Allowances to officers } Do. to establishment } ...	3,962
Supplies, Services & Contingencies ...	14,833
Total... ..	51,420
Vaccination Depot.	
Salaries ...	895
Establishment ...	971
Allowances ...	31
Supplies, Services & Contingencies ...	4,813
Total.....	6,710
Total of 18. Medical and Sanitary. ...	5,71,371
19. Devaswoms.	
Establishment ...	17,036
Allowances ...	598
Major Devaswoms ...	10,44,077
Minor Devaswoms and Grants to Private Temples within the State ...	64,052
Grants to Temples outside the State ...	14,746
Grants for the Construction and Repair of Temples. }	37
Nandavanams ...	1,608
Sri Pandaravagai ...	12,206
Extraordinary expenditure ...	24,776
Anchal charges ...	58
Devaswom Refunds ...	88
Total of 19. Devaswoms ...	11,79,282

APPENDIX III.

Consolidated Abstract of Expenditure (Service Heads) for 1088 M. E.—(contd).

		Rs.
20. State Charities.		
A. I. Charities within the State.		
Agrasala	...	1,43,989
Mofussil Oottupuras.		
Establishment	...	4,790
Supplies, Services and Contingencies	...	92,277
Othoottus	...	2,540
Thanneerpandals	...	5,199
Dharmappuilu	...	4,048
Japadakshina	...	98,673
A. II. Charities outside the State	...	4,767
B. Grants to Charitable Institutions	...	...
C. Miscellaneous	...	2,952
D. Anchal Charges	...	61
Total of 20. State Charities	.....	3,59,296
21. Military.		
Nayar Brigade.		
Salaries	...	40,802
Establishment	...	1,74,751
Allowances	...	3,106
Supplies, Services & Contingencies	...	56,980
Total	.....	2,75,639
Body Guard.		
Salaries	...	6,148
Establishment	...	19,594
Allowances to officers	...	469
Do. to establishment	...	28
Supplies, Services & Contingencies	...	20,986
Total	.....	47,225
Total of 21. Military	.....	3,22,864
22. Public Works.		
A. Expenditure by P. W. D.		
I. Direction.		
Salaries	...	34,116
Establishment	...	23,937
Allowances	...	3,712
Supplies, Services & Contingencies	...	4,433
Total of I Direction	.....	66,198
II. Executive.		
a. Establishment.		
Salaries	...	1,21,076
Establishment	...	1,55,671
Allowances	...	75,391
Supplies, Services and Contingencies	...	16,695
Total of II *a.*	.....	3,68,833
b. Works.		
Buildings	...	8,77,762
Communications	...	12,76,763
Miscellaneous Public Improvements		1,40,437
Minor Irrigation	...	1,31,030
Total of II *b.*	.....	24,25,992
c. Tools & Plant		
Scientific instruments, Drawing materials &c.		64,881
Repairs and Carriage	...	22,916
Total of II C.	.....	87,797
Total of II. Executive	.....	28,82,622
P. W. Refunds	...	741
Total of 22 A	.....	29,49,561

		Rs.
B. Expenditure by Maramat.		
I. Maramat Sub-Engineer.		
Salaries	...	3,978
Establishment	...	937
Allowances	...	2,363
Supplies, Services & Contingencies	...	250
Maintenance & Repairs (Bakthivilas)		5,064
Total I.	.....	12,592
II. Division Maramat.		
Establishment	...	16,339
Allowances	...	3,465
Contingencies	...	1,53,515
Total II.	.....	1,73,319
III. Grants to Panivagai		1,13,319
Total of 22. B.		2,[illegible],230
C. Palaces, Bungalows, Satroms, &c.		
Establishment	...	7,296
Supplies, Services & Contingencies	...	21,862
Total of 22 C.	.....	29,161
Total of 22. Public Works	.....	32,77,952
23. Allowances & Assignments under Treaties & Engagements.		
Subsidy to the British Government	...	8,10,653
State Pensions	...	1,86,895
Total of 23. Allowances, &c.	.....	9,97,548
24. Superannuation Allowances & Pensions.		
Superannuation and retiring allowances	...	3,92,138
Compassionate allowances	..	40,162
Gratuities	...	6,109
Pensionary contributions	...	3,824
Total of 24. Superannuation, &c.	.....	4,42,233
25. Miscellaneous.		
1. Jubilee Town Hall		
2. Sirkar Gardens	...	824
3. Sirkar Agents & Peons of retired officers	...	888
4. Reward for killing wild animals	..	830
5. Refund of lapsed hundies		154
6. Royal Tours and Weddings		...
7. Refund of lapsed R. T. R.	...	7,139
8. Treatment at the Pasteur Institute	...	264
9. Contributions to Associations & Clubs		3,658
10. H. H. the Ranee's Education	..	8,260
11. Reception of Distinguished Guests	...	700
12. Refund of lapsed deposits	...	4,916
13. Law charges	...	20,564
14. Miscellaneous	...	17
15. Miscellaneous refunds	...	25,258
	...	292
Total of 25. Miscellaneous	.....	73,794

APPENDIX III.

Consolidated Abstract of Expenditure (Service Heads) for 1088 M. E.—(concluded).

		Rs.
26. Interest.		
Savings Bank Deposits	...	50,522
Other Deposits	...	16,508
Refunds	..	...
Total of 26. Interest	....	67,030
27. Profit or Loss on Investments.		
Banker's commission	...	431
Interest on overdrafts & temporary loans		...
Total of 27. Profit or Loss on Investments	...	431
28. Anchal.		
Superintendence.		
Salaries	...	3,600
Establishment	...	6,736
Allowance to officers	...	1,542
Do. to establishment	...	145
Supplies, Services & Contingencies	...	2,735
Total	.....	14,758

		Rs.
Inspection.		
Salaries	...	5,590
Establishment	...	4,587
Allowances	...	2,930
Supplies, Services & Contingencies	...	148
Total	...	13,255
Anchal Masters.		
Establishment	...	1,08,214
Allowances	...	
Supplies, Services and Contingencies	..	13,456
Transit contract	...	2,120
Total	... ..	1,23,790
Total of 28. Anchal	.....	1,51,803
29. Railways.	...	1,21,696
30. Irrigation and other Reproductive Works		3,87,[illegible]42
31. Payment towards Sinking Fund	...	2,03,[illegible]71
Total of all Services	... ..	**1,45,98,015**

MADRAS RECORD OFFICE

APPENDIX IV.

Receipts and Expenditure under Debt Heads in 1088 M. E.

Dr. Gross.	Dr. Net.	Items.	Cr. Net.	Cr. Gross.
Rs.	Rs.		Rs.	Rs.
		I. DEPOSITS BEARING INTEREST.		
4,31,332	...	(1) *Savings Bank Deposits*	3,40,407	7,71,829
6,935	...	(2) *Life Insurance Fund*	10,006	16,941
...	...	(3) *Sinking Fund*	2,03,571	2,03,571
4,38,267		Total.....	5,54,074	9,92,341
		II DEPOSITS AND ADVANCES NOT BEARING INTEREST.		
		(1) *Departmental and other deposits*		
4,65,985	3,97,625	Revenue Deposits	...	68,360
11,42,015	...	Judicial Deposits	23,399	11,65,414
4,32,604	1,08,101	Personal Deposits	...	3,24,503
43,813	...	Security Deposits	1,38,068	1,81,881
23,480	3,077	Trust Interest Fund	...	20,403
71,422	40,790	Official Assignee's Deposits...	...	30,632
537	...	Forest Deposits	570	1,107
29,920	...	P. W. Deposits	...	29,920
42,093	...	Sreepandaravagai Fund	3,00,340	3,42,433
508	...	Kakur Funds	1,582	2,090
98,750	...	T. I. C. Funds	40,533	1,39,283
23,51,127	5,49,593	Total..... ..	5,04,492	23,06,026
		(2) *Advances Repayable.*		
46,416	40,768	Permanent Advance	...	5,648
8,873	875	Civil Objection Book Advances—Gazetted Officers...	...	7,998
34,414	...	Do. —Other Officers	33,348	67,762
19,635	...	Special advance	1,279	20,914
12,062	4,925	Survey advance	...	7,137
1,50,476	...	Palace advance	87,502	2,37,978
...	...	Forest advance	19,202	19,202
5,046	...	P. W. advance	...	5,046
2,76,922	46,568	Total..... ..	1,41,331	3,71,685
3,25,073	...	(3) *Coinage Account.*	1,14,041	4,39,114
		(4) *Departmental Advances*		
...	...	P. W. Department balance	1,16,865	1,16,865
3,296	...	P. W. Officer's Cash Balance	...	3,296
...	...	Forest Officer's Cash balance	581	581
15,610	584	Anchal cash balance...	...	15,026
18,906	584	Total..... ...	1,17,446	1,35,768
		(5) *Accounts with Foreign States.*		
		(a) *British Government*		
12,21,699	...	Post Office	18,173	12,39,872
7,519	290	British pensions	...	7,229
74,636	14,415	Other items	...	60,221
13,03,854	14,705	Total..... ..	18,173	13,07,322
		(b) *Cochin Darbar*		
6,878	305	Cochin Pension	...	6,573
33,115	...	Cochin money order	26,743	59,858
39,993	305	Total..... ...	26,743	66,431
		(6) *Suspense.*		
429	326	Security purchase account	...	103
14,498	...	Cash recovery of Service payments	...	14,498
329	66	Deduction on account of attachment	...	263
34,943	...	Objection Book Suspense—Receipts	...	34,943
33,893	...	Do. Charges	..	33,893
94,209	..	P. W. Stock purchase	9,057	1,03,266
7,415	2,548	Do. Sales	...	4,867
1,48,101	..	Workshop Suspense	4,775	1,52,876
3,33,817	2,949	Total...	13,832	3,44,709
50,87,959	6,14,695	Carried over... ...	14,90,132	59,63,396

APPENDIX IV.

Receipts and Expenditure under Debt Heads in 1088 M. E. (Concluded).

Dr. Gross.	Dr. Net.	Items.	Net.	Cr. Gross.
Rs.	Rs.		Rs.	Rs.
50,87,959	6,14,695	Brought forward..... ..	14,90,132	59,63,396
		(7) *Stock.*		
2,01,528	67,361	Paddy	...	1,34,167
1,60,077	30,176	Salt	...	1,29,901
2,03,502	...	Opium and ganja	15,175	2,18,677
4,35,596	1,64,239	P. W. Stock	...	2,71,357
358	...	Government Book Depot	105	463
...	...	Technical Institute	...	...
...	...	Other Dead Stock..	2,236	2,236
10,01,061	2,61,776	Total..... ...	17,516	7,56,801
		(8) *Miscellaneous.*		
66,314	66,314	Surplus Investment	...	...
5,71,957	3,78,381	Bullion Account		1,93,576
6,38,271	4,44,695	Total..... ...	...	1,93,576
500	375	III. LOANS	..	125
		IV. REMITTANCES.		
		(1) *Remittance by Bills..*		
21,93,734	1,867	Anchal Hundies	..	21,91,867
59,858	...	Foreign Hundies	3,689	63,547
42,26,415	550	Pre-Audit cheques	...	42,25,856
3,46,855	...	Bank Cheques	31,91	3,78,768
7,15,773	23,166	Bills Receivable		6,92,607
1,28,009		Bills Payable	7,987	1,35,996
500	500	Treasury Hundies	...	...
7,266	...	Supply Bills	...	7,266
14,34,424	21,062	Remittance Transfer Receipts	...	14,13,362
25,25,480	...	P. W. Cheques	1,78,408	27,03,888
4,80,445	...	Forest Cheques	1,20,707	6,01,152
1,21,18,759	47,154	Total.....	3,42,704	1,24,14,300
		(2) *Local Remittances.*		
75,51,144	...	Cash Remittance between Major Treasuries ...	...	75,51,144
44,727	...	Bank Remittance between Major Treasuries and Bank	11,966	56,693
...		Paddy Remittance	...	...
13,18,836	...	Anchal Remittance	...	13,18,836
91,275	1	Miscellaneous	...	91,274
2,61,098	2,61,098	P. W. D. Remittance	...	...
92,787	92,787	Forest Remittance	...	...
93,59,867	3,53,886	Total	11,966	90,17,947
2,82,06,417	17,22,581	Total of Debt Heads..... ...	18,62,318	2,83,46,154

APPENDIX V.

General Statement of Account for 1088.

	Service Heads. Rs.	Debt Heads (Net). Rs.	Total. Rs.
Receipts ...	1,48,11,690	18,62,818	1,66,74,008
Add Opening Balance ...	75,78,050	—37,92,528	37,85,522
Total	2,23,89,740	—19,30,210	2,04,59,530
Disbursements ...	1,45,98,015	17,22,581	1,63,20,596
Add Closing Balance ...	77,91,725	-36,52,791	41,38,934
Total	2,23,89,740	—19,30,210	2,04,59,520

APPENDIX VI.

Balance Sheet for the year 1088 M. E.

Items.	Opening balance. Dr.	Opening balance. Cr.	Current year. Dr.	Current year. Cr.	Closing balance. Dr.	Closing balance. Cr.	Remarks.
	Rs.	Rs.	Rs.	Rs.	Rs.	Rs.	
Darbar Account ...	...	75,78,050	1,45,98,015	1,48,11,690	...	77,91,725	Agreed with the Statements of Income and Expenditure.
Savings Bank Deposit ...	...	12,62,425	4,31,332	7,71,829	...	16,02,922	Verified with the registers.
Life Insurance Fund ...	...	1,00,155	6,935	16,941	...	1,10,161	Do. Do.
Sinking Fund ...	...	...	...	2,03,571	...	2,03,571	Do. Do.
Revenue deposits ...	...	6,03,089	4,65,985	68,360	...	2,05,464	Do. Do.
Judicial deposits ...	...	4,66,632	11,42,015	11,65,414	...	4,90,031	Do. Do.
Personal deposits ...	...	1,67,762	4,32,604	3,24,503	...	59,661	Do. Do.
Security deposits ...	...	1,44,477	43,813	1,81,881	...	2,82,545	Not verified.
Trust Interest Fund ...	...	4,291	23,480	20,403	...	1,214	Verified with the registers.
Official Assignees' deposits ...	...	60,959	71,422	30,632	...	20,169	Do. Do.
Forest deposits ...	570	...	537	1,107	...	...	
P. W. deposits ...	...	...	29,920	29,920	...	...	
Sreepandaravagai Fund ...	...	...	42,093	3,42,433	...	3,00,340	Do. Do.
Kakar Do. ...	...	...	508	2,090	...	1,582	Do. Do.
T. I. C. Funds ...	...	...	98,750	1,39,283	...	40,533	Do. Do.
Permanent advance ...	22,021	...	46,416	5,648	62,789	...	Do. Do.
Civil Objection B[illegible] of Gazett[illegible]ance ...	5,523	...	8,873	7,998	6,398	...	Do. Do.
Do. of other [illegible]rs ...	57,363	...	34,414	67,762	24,015	...	Do. Do.
Special advance ...	15,465	...	19,635	20,914	14,186	...	Do. Do.
Survey advance ...	9,546	...	12,062	7,137	14,471	...	Do. Do.
P[illegible]lace advance ...	1,18,815	...	1,50,476	2,37,978	31,313	...	Do. Do.
Forest advance ...	19,954	...	...	19,202	752	...	Do. Do.
P. W. advance ...	...	...	5,046	5,046	...	...	
Coinage Account ...	2,26,658	...	3,25,073	4,39,114	1,12,617	...	Certified by the Financial Secretary as efficient.
P. W. Department balance ...	1,16,865	...	...	1,16,865	...	...	
P. W. Officers' cash balance ...	...	...	3,296	3,296	...	...	
Forest Officers' cash balance ...	581	...	...	581	...	...	
Anchal cash balance ...	32,490	...	15,610	15,026	33,074	...	Certified by the Anchal Superintendent as correct.
Post Office ...	...	28,116	12,21,699	12,39,872	...	46,289	Agreed with the registers.
British pensions ...	2,933	...	7,519	7,229	3,223	...	Do. Do.
Do. Other items ...	7,618	...	74,636	60,221	22,033	...	Do. Do.
Cochin Pension ...	1,509	...	6,878	6,573	1,814	...	Do. Do.
Cochin Money Order ...	...	...	33,115	59,858	...	26,743	Do. Do.
Security Purchase Account ...	...	...	429	103	326	...	Do. Do.
Cash recovery of Service Payments ...	...	...	14,498	14,498	...	...	
Deduction on account of Attachment ...	...	66	329	263	...	...	
Objection book Suspense Receipts ...	...	...	34,943	34,943	...	...	
Do. Charges ...	...	...	33,893	33,893	...	...	
Carried over	6,37,911	1,04,16,022	1,94,36,249	2,05,14,077	3,27,011	1,11,82,950	

Balance Sheet for the year 1088 M. E.—(concluded).

Items.	Opening balance.		Current year.		Closing balance.		Remarks.
	Dr.	Cr.	Dr.	Cr.	Dr.	Cr.	
	Rs.	Rs.	Rs.	Rs.	Rs.	Rs.	
Brought forward.....	6,37,911	1,04,16,022	1,94,36,249	2,05,14,077	3,27,011	1,11,82,950	
P. W. Stock Purchases ...	...	...	94,209	1,03,266	...	9,057	Agreed with the registers.
Do. Sales ...	...	...	7,415	4,867	2,548	...	Do. Do.
Do. Workshop Suspense ...	...	...	1,48,101	1,52,876	...	4,775	Do. Do.
Paddy stock ...	91,934	...	2,01,528	1,34,167	1,59,295	...	Do. Do.
Salt stock ...	85,604	...	1,60,077	1,29,901	1,15,780	...	Reported as efficient by the Excise Commissioner.
Opium and Ganja stock ...	67,817	...	2,03,502	2,18,677	52,642	...	Reported as efficient by the Excise Commissioner.
P. W. stock ...	...	...	4,35,596	2,71,357	1,64,239	...	Agreed with the registers.
Govt. Book Depot Purchase ...	1,920	...	358	463	1,815	...	Verified.
Technical Institute Sales ...	753	...	...	...	753	...	Not verified.
Other dead stock ...	3,853	...	...	2,236	1,617	...	A portion is adjusted and the balance is under reference.
Surplus Investment ...	61,34,166	...	66,314	...	62,00,480	...	Verified.
Bullion Account ...	...	...	5,71,957	1,93,576	3,78,381	...	Do.
Loans ...	2,000	...	500	125	2,375	...	Do.
Anchal Hundies ...	...	16,808	21,93,734	21,91,867	...	14,941	Reported as efficient by the Anchal Superintendent.
Foreign Hundies ...	...	...	59,858	63,547	...	3,689	Do. Do.
Pre-audit Cheques ...	...	2[illegible]2,137	42,26,415	42,25,856	...	21,578	Verified.
Bank Cheques ...	...	...	3,46,855	3,78,768	...	31,913	Do.
Bills Receivable ...	...	...	7,15,773	6,92,607	23,166	...	Do.
Bills Payable ...	...	...	1,28,009	1,35,996	...	7,987	Do.
Treasury Hundies ...	...	5,917	500	...	...	5,417	Do.
Supply Bills ...	...	...	7,266	7,266	...	...	
Remittance Transfer Receipts ...	...	28,295	14,34,424	14,13,362	...	7,233	Do.
P. W. Cheques ...	...	...	25,25,480	27,03,888	...	1,78,408	Do.
Forest Cheques ...	...	...	4,80,445	6,01,152	...	1,20,707	Do.
Cash Remittance ...	...	...	75,51,144	75,51,144	...	...	
Bank Remittance ...	20,337	...	44,727	56,693	8,371	...	Agreed with the register.
Paddy Remittance ...	2,034	...	...	...	2,034	...	Do.
Anchal Remittance ...	...	...	13,18,836	13,18,836	...	...	
Miscellaneous Remittance ...	...	...	91,275	91,274	1	...	Will be adjusted in the current year.
P. W. Remittance ...	...	2,62,369	2,61,098	...	...	1,271	Do.
Forest Remittance ...	...	82,303	92,787	...	10,484	...	Do.
Sundry Accountants, &c. ...	37,85,522	...	4,31,57,844	4,28,04,432	41,38,934	...	Agreed with the Cash Balance Reports.
Total.....	1,08,33,851	1,08,33,851	8,59,62,276	8,59,62,276	1,15,89,926	1,15,89,926	

MADRAS RECORD OFFICE

APPENDIX VII.

Statement showing the number of shops and the quantity of arrack issued for consumption in the several rend areas under the excise system (with their population and area) during 1088.

APPENDIX VII.

Statement showing the number of shops and the quantity of arrack issued for consumption in the several rend areas under the excise system (with their population and area) during 1088.

Taluks.	Population.	Area in square miles.	No. of shops in 1088.	Quantity consumed in proof gallons. 1087			1088			Consumption per head in 1088 (in drams).	Average sales per shop in 1088 (proof gallons).	Square miles per shop.	Population per shop.
				Jaggery arrack.	Toddy arrack.	Total.	Jaggery arrack.	Toddy arrack.	Total.				
1	2	3	4	5	6	7	8	9	10	11	12	13	14
1. Tovala ...	34,503	129·97	9	4,001·4	...	4,001·4	4,431·9	...	4,431·9	6·24	493·43	14·44	3,833
2. Agastiswaram ...	1,04,910	94·00	14	9,213·6	...	9,213·6	8,842·3	...	8,842·3	3·84	631·59	6·71	7,493
3. Eraniel. ...	1,23,783	98·00	17	6,561·9	...	6,561·9	7,726·0	...	7,726·0	2·88	454·47	5·77	7,281
4. Kalkulam ...	76,211	169·00	15	3,331·3	...	3,331·3	5,835·8	...	5,835·8	3·84	389·05	11·26	5,080
5. Vilavancode ...	90,680	137·00	16	7,663·3	...	7,663·3	8,914·4	...	8,914·4	4·80	557·15	8·56	5,667
6. Neyyattinkara ...	1,78,703	233·35	37	10,798·3	791·0	11,589·3	13,628·7	...	13,628·7	3·84	368·34	6·30	4,829
7. Trivandrum town ...	63,561	97·26	22	691·2	10,702·4	11,393·6	2,142·6	8,756·1	10,898·7	8·23	495·39	3·03	2,889
8. Trivandrum taluk (excluding town)...	91,577										113·20		9,157
9. Nedumangad ...	88,147	365·97	10	72·0	981·2	1,053·2	1,132·0	...	1,132·0	0·59	130·89	13·55	3,264
10. Chirayinkil (including Anjengo)...	1,35,877	146·57	27	2,283·5	398·9	2,682·4	3,534·2	...	3,534·2	1·92	96·61	6·66	6,176
11. Quilon (including Tangasseri) and Thekkan Paravoor...	1,63,798	147·41	22	333·6	2,721·3	3,054·9	2,125·5	...	2,125·5	0·75	230·83	5·26	5,849
12. Kottarakara ...	90,309	202·03	28	8,920·5	165·5	9,086·0	6,463·3	...	6,463·3	1·89	100·23	8·78	3,926
13. Pathanapuram ...	56,769	425·67	23	2,130·9	...	2,130·9	2,305·2	...	2,305·2	1·22	173·60	32·74	4,366
14. Shenkotta ...	38,302	129·14	13	2,137·6	...	2,137·6	2,256·8	...	2,256·8	1·91	421·31	18·45	5,471
15. Kunnattur ...	91,390	171·49	7	2,262·4	...	2,262·4	2,949·15	...	2,949·15	3·69	82·29	10·72	5,711
16. Karunagapalli ...	1,37,420	88·99	16	1,220·1	...	1,220·1	1,316·7	...	1,316·7	0·69	72·94	4·45	6,871
17. Kartigapalli ...	1,11,570	74·26	20	1,275·4	...	1,275·4	1,458·9	...	1,458·9	0·51	77·66	4·95	7,438
18. Mavelikara ...	1,30,728	111·43	15	1,113·0	...	1,113·0	1,164·9	...	1,164·9	0·50	87·69	5·57	6,536
19. Chengannur ...	1,26,439	925·97	20	1,863·4	...	1,863·4	1,753·8	...	1,753·8	0·64	70·22	46·29	6,322
20. Thiruvella ...	1,73,768	172·18	20	821·1	...	821·1	1,404·5	...	1,404·5	0·53	110·80	5·74	5,792
21. Ambalapuzha (excluding Alleppey pakuthi)...	75,245	96·33	30	2,016·7	...	2,016·7	3,324·1	...	3,324·1	0·92			
22. Alleppey town (including Alleppey pakuthi)...	41,992	20·41	20	599·9	...	599·9	845·6	...	845·6	0·54	42·28	4·82	3,762
23. Kottayam ...	1,12,139	172·84	9	1,169·0	...	1,169·0	1,078·7	...	1,078·7	0·48	119·86	2·27	4,665
24. Changanacherri ...	96,241	134·29	33	98·0	2,469·1	2,567·1	1,218·2	...	1,218·2	0·52	36·92	5·24	3,398
25. Ettumanoor ...	90,591	105·89	21	...	686·0	686·0	653·0	...	653·0	0·33	31·09	6·39	4,583
26. Minachil ...	78,871	139·69	17	1,872·5	811·3	2,683·8	1,075·8	...	1,075·8	0·57	63·82	6·23	5,329
27. Peermade ...	45,104	629·23	21	4,211·9	...	4,211·9	1,639·3	...	1,639·3	0·99	78·06	6·66	3,756
28. Vaikam ...	1,19,824	139·55	14	4,557·7	...	4,557·7	4,353·3	...	4,353·3	4·63	310·95	44·76	3,221
29. Sherthalai ...	1,52,210	117·03	29	...	...	...	848·1	...	848·1	1·34	29·24	4·81	4,135
30. Muvattupuzha ...	1,38,392	472·34	21	...	...	...	696·5	...	696·5	0·22	33·17	5·57	7,248
31. Thodupuzha ...	38,426	561·01	50	...	...	...	2,119·6	...	2,119·6	0·74	42·39	9·45	2,768
32. Kunnatnad ...	1,18,693	293·88	6	...	...	...	358·5	...	358·5	0·45	59·75	93·50	6,404
33. Alangad ...	1,08,836	127·34	43	...	...	...	4,723·2	...	4,723·2	1·90	109·84	6·83	2,760
34. Parur ...	80,508	53·89	40	...	...	...	3,844·6	...	3,844·6	1·69	96·12	3·18	2,729
			25	...	...	...	1,703·7	...	1,703·7	1·02	68·15	2·15	3,220
Total...	34,05,517	6983·41	730	81,220·2	19,726·7	100,946·9	107,868·85	8,756·1	116,624·95	1·64	159·76	9·56	4,665

APPENDIX VIII.

Statement showing the number of toddy shops in the several excise tracts, with their population and area, during 1088.

Serial No.	Names of taluks.	Population.	Area in square miles.	Number of shops.	Square miles per shop.	Population per shop.
	1	2	3	4	5	6
1	Tovala	34,503	129·97	13	9·99	2,654
2	Agastiswaram ...	1,04,910	94·	17	5·53	6,171
3	Eraniel ...	1,23,783	98.	21	4·67	5,894
4	Kalkulam ...	76,211	169·	15	11·27	5,080
5	Vilavancode ...	90,680	137.	20	6·85	4,534
6	Neyattinkara ...	1,78,703	233·35	37	6·31	4,830
7	Trivandrum taluk (excluding town)...	91,577	87·37	18	4·85	5,087
8	Do. town ...	63,561	9·89	26	0·38	2,445
9	Nedumangad	88,147	365·97	28	13·07	3,162
10	Chirayinkil (including Anjengo)	1,35,877	146·57	33	4·44	4,117
11	Quilon (including Tangasserri).	1,63,798	147·41	42	3·51	3,900
12	Kottarakara ...	90,309	202·03	35	5·77	2,580
13	Pathanapuram ...	56,769	425·67	22	19·35	2,580
14	Shenkotta ...	38,302	129·14	10	12·91	3,830
15	Kunnathur ...	91,390	171·49	25	6·86	3,656
16	Karunagapalli ...	1,37,420	88·99	35	2·54	3,926
17	Karthigapalli ...	1,11,570	74·26	35	2·12	3,188
18	Mavelikara ...	1,30,728	111·43	40	2·78	3,268
19	Chengannur ...	1,26,439	925·97	45	20·57	2,810
20	Thiruvella ...	1,73,768	172·18	45	3·83	3,862
21	Ambalapuzha (including the Alleppey pakuthi) ...	75,245	96·33	40	2·41	1,881
22	Alleppey town (including the whole of the Alleppey pakuthi)	41,992	20·41	14	1·46	2,999
23	Shertalay (excluding the portion of Aryad, south, within the Alleppey town) ...	1,52,210	117·03	143	0·82	1,064
24	Vaikom ...	1,19,824	139·55	119	1·17	1,007
25	Kottayam ...	1,12,159	172·84	99	1·75	1,133
26	Changanacherri ..	96,241	134·29	74	1·81	1,300
27	Ettumanur ...	90,591	105·89	80	1·32	1,132
28	Minachil ...	78,871	139·69	58	2·41	1,360
29	Peermade ...	45,104	629·23	21	29·96	2,148
30	Muvattupuzha ...	1,38,392	472·34	66	7·16	2,097
31	Thodupuzha ...	38,426	561·01	31	18·10	1,240
32	Kunnatnad (including Vazhakulam) ...	1,18,693	293·88	110	2·67	1,079
33	Alengad (including Edapalli) ..	1,08,836	127·34	68	1·87	1,600
34	Parur ...	80,508	53·89	68	0·79	1,184
	Total	34,05,517	6,983·41	1,553	4·49	2,193

APPENDIX IX.

Statement showing the number of combined arrack and toddy shops in the tract under the farming system during 1088.

Tract.	Population.	Area in square miles.	Number of shops.	Square miles per shop.	Population per shop.	Incidence of taxation per head of population. Rs.	ch.	c.
Devicolam ...	23,458	625·32	5	125·06	4,691	...	21	8
Total ...	23,458	625·32	5	125·06	4,691	...	21	8

APPENDIX X.

List of Regulations and Proclamations in force.

Description.	Whether adapted from British Indian Acts.	Introduced during the year under report.	Remarks.
1. Proclamation dated 1st Karkadakam 990 M. E. (July 1815).—Abolishing poll-tax and rent on fishing nets.			
2. Proclamation dated 16th Dhanu 991 M. E. (December 1815).—Notifying that all ryots possessing viruthi lands should render the usual oolium services to the Sirkar and exempting the Syrian and other Christians from performance of oolium duties in Devaswoms.			
3. Regulation I of 1010.—Extending the powers vested in the Munsiffs, and defining their jurisdiction.	...	...	Partly repealed by Regulations II of 1065, IV of 1080 and II of 1084.
4. Regulation IV of 1010.—Extending the jurisdiction of Zillah Judges.	...	...	Partly repealed by Regulations II of 1065 and II of 1084.
5. Proclamation dated 30th Kanni 1029 M. E. (October 1853).—Notifying the emancipation of slaves in Travancore.			
6. Proclamation dated 12th Mithunam 1030 M. E. (June 1855).—Notifying the abolition of slavery in Travancore.			
7. Regulation I of 1036.—Reducing the rate of port dues payable at Alleppey.	...	...	Amended by Regulations I of 1058 and I of 1061.
8. Proclamation dated 5th Thulam 1036 M. E. (October 1860).—Notifying the introduction of silver fanams as State currency.			
9. Proclamation dated 25th Edavam 1037 M. E. (June 1862).—Notifying the recognition of the Government of India Currency Notes as legal tender throughout Travancore.			
10. Regulation I of 1039.—Providing for the protection of the British Electric Telegraph in Travancore.			
11. Regulation II of 1039.—Securing copyright to the authors of books in Travancore for a period of 42 years.			

APPENDIX X.

List of Regulations and Proclamations in force.—(contd).

Description.	Whether adapted from British Indian Acts.	Introduced during the year under report.	Remarks.
12. Regulation I of 1040 for the appointment of duly qualified Vakils to plead in the Courts.	...	...	Partly repealed by Re III of 1075.
13. Regulation II of 1040.—To provide for the adjudication of claims to waste lands, with rules for the sale of the same.			
14. Proclamation dated 14th Edavam 1040 M. E. (26th May 1865).—Regarding the Interportal Trade Convention.			
15. Proclamation dated 21st Edavam 1040 M. E. (2nd June 1865).—Regarding the enfranchisement of Sirkar pattom lands.			
16. Proclamation dated 22nd Karkadakam 1040 M. E. (5th August 1865).—Abolishing a number of minor taxes which used to be a source of vexation and embarrassment to the people.			
17. Proclamation dated 17th Mithunam 1044 M. E. (29th June 1869).—Notifying the relinquishment by the Sirkar of its claims to property left by a deceased person being a Hindu by religion and leaving no heirs but such as have become converts to a different religion, and allowing the property to descend to the natural heirs of the deceased independently of religious considerations.			
18. Regulation I of 1050.—To provide against certain abuses in Native Passenger ships.			
19. Proclamation dated 10th Kanni 1050 M. E. (24th September 1874).—Prohibiting the practice of appointing the relations of Peishkars, Tahsildars and other superior officers, to situations in their own Cutcherries, Divisions or Districts.			
20. Proclamation dated 16th Edavam 1050 M. E. (28th May 1875).—Notifying the arrangements settled upon with regard to the Criminal jurisdiction over European British Subjects.			
21. Proclamation dated 22nd Thulam 1051 M. E. (6th November 1875).—Regarding arrangements for the hearing and disposal of appeals from the Special Magistrates appointed under the provisions of the preceding Proclamation.			
22. Proclamation dated 31st Karkadakam 1053 M. E. (14th August 1878).—Making vaccination compulsory on all public servants, students, vakils, hospital patients, jail convicts, &c.			

APPENDIX X.

List of Regulations and Proclamations in force.—(contd).

Descriptions.	Whether adapted from British Indian Acts.	Introduced during the year under report.	Remarks.
23. Regulation II of 1054.—To prevent thefts of coffee.			
24. Proclamation dated 19th Mithunam 1055 M. E. (1st July 1880).—Promulgating rules for grant-in-aid for the repair of Ooranma pagodas.			
25. Regulation IV of 1056.—Providing for the better regulation of the Police in Travancore.	..	...	Amended by Regulations II of 1058 and IV of 1084.
26. Proclamation dated 2nd Mithunam 1056 M. E. (14th June 1881).—Notifying that all rights in metals and minerals throughout the State, by whomsoever and under whatever tenure the lands containing them may be held, are Royalties belonging to the Crown and cannot be enjoyed, sold, leased or otherwise appropriated, without the permission of the Government and subject to such Regulations or Rules as have been or may hereafter be enacted by the Government.			
27. Regulation III of 1057.—Authorising the destruction of useless records.			
28. Regulation I of 1058.—A Regulation to amend Regulation I of 1036, reducing port dues at Alleppey.			
29. Regulation II of 1058.—A Regulation to amend Regulation IV of 1056.			
30. Regulation III of 1058.—To provide for the registration of titles in land, for the establishment and maintenance of boundary marks and for the settlement of boundary disputes in the territories of Travancore.	...	..	Amended by Regulation II of 1060.
31. Proclamation dated 9th Edavam 1058 M. E. (21st May 1883).—Repealing the Proclamation dated 8th Kumbhom 1033 prohibiting the subjects of the State under penalties from felling palmyra, jack and other assessed trees without the permission of the Government, with the exception of teak, cole-teak, black-wood, ebony, and sandalwood which were reserved as Royalties.			
32. Proclamation dated 14th Edavam 1058 M. E. (26th May 1883).—Regarding the introduction of Revenue Survey and Settlement and calling upon all proprietors and occupants of lands and upon all Revenue officers to aid and co-operate in the work.			
33. Proclamation dated 5th Karkadakam 1059 M. E. (19th July 1884).—Abolishing certain fees levied on the transfer of Sirkar pattom lands imposed by the Proclamation of the 2nd June 1865.			

APPENDIX X.

List of Regulations and Proclamations in force—(contd).

Description.	Whether adapted from British Indian Acts.	Introduced during the year under report.	Remarks.
34. Regulation I of 1060.—A Regulation for investing certain Commissioners with power to summon witnesses &c., in connection with enquiries about the rights of Jenmies and Tenants.			
35. Regulation II of 1060.—A Regulation to amend the Boundary Regulation, III of 1058.			
36. Regulation I of 1061.—Amending Regulation I of 1036, for levying port dues at Alleppey.			
37. Regulation IV of 1061.—To authorise the execution in Travancore of the decrees passed by the Civil Courts in British India and the Cochin State.			
38. Proclamation dated 14th Kumbhom 1061 M.E. (24th February 1886).—Sketching out the general plan of the Revenue Survey and Settlement and laying down the principles and procedure to be observed in carrying on these operations.			Amended by Regulation V of 1068.
39. Regulation II of 1062.—Limitation Regulation.	...	...	
40. Proclamation dated 1062 M. E. (1887).—Relinquishing the right to arrears of fees due on transfers of Sirkar pattom lands prior to 1060 (1884-85), the fees on transfers subsequent to that date having been already remitted by a Proclamation in 1059 M. E. (July 1884).			
41. Regulation I of 1063.—Introducing "The Indian Companies Act", VI of 1882, as amended by Act VI of 1887, into Travancore.	...	...	Section 35 repealed by Regulation IV of 1080.
42. Regulation V of 1063.—To empower certain Revenue Officers to summon persons to be present, or produce documents before them in connection with revenue enquiries.			
43. Regulation VI of 1063.—To amend the law relating to Opium and Bhang.	...	..	Provisions regarding Bhang repealed by Regulation IV of 1073.
44. Regulation VII of 1063.—To provide for the protection of the Salt Revenue in Travancore.			
45. Proclamation dated 12th Kanni 1063 M. E. (27th September 1887).—Amending the words "under the seal and signature of Our Dewan" into "under the signature of the Settlement Dewan Peishkar and the seal of Our Dewan", in Section 29 of the Revenue Survey and Settlement Proclamation dated 24-2-1836/14-7-1061.			

APPENDIX X.

List of Regulations and Proclamations in force.—(contd).

Description.	Whether adapted from British Indian Acts.	Introduced during the year under report.	Remarks.
46. Proclamation dated 18th Mithunam 1063 M. E. (30th June 1888).—Relinquishing the 'adiyara' or succession fee--calculated at a fourth of the estimated value of the property which forms the subject of succession—which used to be paid by persons following the Marumakkathayam law of inheritance, to enable them to inherit property from 'kuttukars' or distant kindred in the absence of direct heirs, as well as the 'adiyara' which 'Kalachetties' and a few other classes who follow the Makkathayam law used to pay to succeed to the property of their uncles on the mother's side who die without issue.			
47. Regulation I of 1064.—The Travancore Anchal Regulation.	Post Office Act, XIV of 1866.		
48. Proclamation dated 13th Karkadakam 1064 M. E. (27th July 1889).—Fixing the demand leviable on all wet lands, except Sri Pandaravagai property, at one-half in money and one-half in kind throughout the Trivandrum and the Padmanabhapuram Divisions, and one-fourth in money throughout the Quilon and the Kottayam Divisions.			
49. Regulation II of 1065.—To consolidate and amend the law relating to the procedure of the Courts of Civil Judicature.			Amended by Regulations II of 1070 and V of 1086.
50. Proclamation dated 17th Kanni 1065 M. E. (1st October 1889).—Relinquishing all outstandings against 'Viruthikars' up to the end of Karkadakam 1064.			
51. Proclamation dated 16th Thulam 1065 M. E. (31st October 1889).—Authorising the minting of and making the Travancore half rupee and quarter rupee legal tender in the State.			
52. Regulation IV of 1066.—To grant loans from the Government for agricultural purposes.	India Act XIX of 1883.		
53. Regulation I of 1067.—To revise and amend the Travancore High Court Regulation, I of 1065.			Amended by Regulation III of 1085.
54. Regulation II of 1067.—Government Land Conservancy Regulation.	India Act X of 1870.		Amended by Regulations I of 1086 and VIII of 1087.
55. Regulation III of 1067.—To provide for the acquisition of land for public purposes.			Amended by Regulations I of 1075 and II of 1085.
56. Regulation IV of 1067.—To provide Reformatories for male youthful offenders.	India Act V of 1876.		Amended by Regulation VIII of 1085 and para 2 of Section 26 repealed by Regulation VI of 1087.
57. Regulation V of 1067.—To consolidate and amend the law relating to Criminal Procedure.			Amended by Regulations II and III of 1074, IV of 1082, VII of 1085 and VII of 1088.
58. Regulation I of 1068.—To provide for the recovery of arrears of Public Revenue in Travancore.	...		Amended by Regulation III of 1087.
59. Regulation II of 1068.—To make better provision for the protection and management of Forests.	Madras Act V of 1882.		Amended by Regulation IV of 1071 and IX of 1085.
60. Regulation III of 1068.—To prescribe the mode of valuing suits for assessing Pleader's fees for purposes of taxation of costs.	Act VII of 1887.		
61. Regulation IV of 1068.—For the recovery of arrears of rent due to the Estates of Kilimanur and Edapally.			

APPENDIX X.

List of Regulations and Proclamations in force.—(Contd).

Description	Whether adapted from British Indian Acts.	Introduced during the year under report.	Remarks.
62. Regulation V of 1068.—To amend the Limitation Regulation, II of 1062.	India Act XV of 1877 and its amendments.		
63. Proclamation dated 1st Edavam 1068 M. E. (13th May 1893).—Declaring all alienations of 'Inam' lands attached to specific services, which have been or may hereafter be made, contrary to past usage, null and void, taking power to the Government to resume lands so alienated and to re-attach them to the services, giving the discretion to the Government to deal with the resumed lands and the services connected therewith in any manner it may deem fit, and ousting the jurisdiction of the Civil Courts in respect of anything done by the Government under the Proclamation.			
64. Regulation II of 1070.—To amend the Code of Civil Procedure (II of 1065).	Act V of 1894.		
65. Regulation III of 1070.—To repeal the Police Superannuation Regulation.			
66 Proclamation dated 11th Karkadakam 1070 M. E. (25th July 1895).—Regarding remission of certain old loans, such as 'Arthapalisa', 'Paduthalapalisa', &c., and the interest thereon			
67. Proclamation dated 15th Karkadakam 1070 M. E. (29th July 1895).—Abolishing the cess known as 'Rakshabhogam'.			
68. Proclamation dated 22nd Karkadakam 1070 M. E. (5th August 1895).—Changing the date for the application for remission of tax in the Shencotta taluk.			
69. Regulation I of 1071.—To provide for the management of Prisons.	Indian Prisons Act.		
70. Regulation II of 1071.—To extend greater protection to Judges, Magistrates and others acting judicially.	Acts XXIII and XXXVIII of 1850.		
71. Regulation III of 1071.—To provide for the punishment of gambling and the keeping of common gambling houses in Travancore	Act III of 1867.		Amended by Regulation 1085.
72. Regulation IV of 1071.—To amend the Forest Regulation (II of 1068).			
73. Regulation V of 1071.—To define clearly the relative rights of Jenmies and Kudiyans.			
74. Regulation II of 1072.—General Clauses Regulation.	Act I of 1891.		
75. Regulation III of 1072.—To provide for the construction, repair, and maintenance of irrigation works and for the conservation and distribution of water for purposes of irrigation.			
76. Proclamation dated 28th Kanni 1072 M. E. (12th October 1896).—Abolishing the cess known as 'Muthalelpu'.			
77. Regulation II of 1073.—To prevent the spread of Epidemic Diseases.			
78. Regulation III of 1073.—For the better preservation of Game.	Madras Act II of 1879.		
79. Regulation IV of 1073.—To amend the law relating to the import, export, transport, manufacture, sale and possession of intoxicating liquor and of intoxicatings drugs.	Madras Act III of 1864.		Amended by Regulati 1074.

APPENDIX X.

List of Regulations and Proclamations in force.—(contd).

Description.	Whether adapted from British Indian Acts.	Introduced during the year under report.	Remarks.
80. Regulation V of 1073.—To amend the law relating to the Legislative Council	Indian Councils Act.		
81. Regulation VI of 1073.—To invest officers holding departmental enquiries into the conduct of public servants, with certain powers.	Madras Act V of 1893 and India Act XXXVII of 1850		
82. Regulation I of 1074.—To provide a general Penal Code for Travancore.	India Act XLV of 1860.		
83. Regulation II of 1074.—To amend the Code of Criminal Procedure.	Act III of 1894 and Act V of 1894.		
84. Regulation III of 1074.—To amend the Code of Criminal Procedure.			
85. Regulation IV of 1074.—To amend the Abkari Regulation, IV of 1073.	Act I of 1886		
86. Regulation V of 1074.—To provide for the acquisition of land for Railways.			
87. Regulation VI of 1074.—To enact and define the Law relating to Wills.	Indian Succession Act and Hindu Wills Act		
88. Proclamation dated 13th Vrischikam 1074 M. E. (27th November 1894).—Regulating the erection and use of new places of Public Worship.			
89. Regulation I of 1075.—To amend the Government Land Conservancy Regulation, II of 1067.			
90. Regulation II of 1075.—The Negotiable Instruments Regulation.	Indian Negotiable Instruments Act.		
91. Regulation III of 1075.—To consolidate and amend the law relating to Vakils.	Legal Practitioners Act of British India, XVIII of 1879, as amended by XI of 1896.		Schedule II repealed by lation IV of 1080, and a ed by Regulation I of
92. Proclamation dated 9th Kanni 1075 M. E. (24th September 1899).—Declaring the tract known as Anjenad and Kannan Devan Hills as an integral portion of Travancore.			
93. Proclamation dated 26th Kanni 1075 M. E. (11th October 1899).—Remitting arrears of revenue under the following heads, *viz*, (1) arrears of land tax from 1056 to the end of 1065 M. E. (2) unrecovered balance under Miscellaneous items entered as demand in the accounts up to 1065 M. E. and (3) arrears due in respect of 'Puduval', 'Ottivilakkam', 'Pattamkettu' and similar items up to the end of 1065 M. E.			
94. Regulation III of 1076.—To amend the Towns Conservancy and Improvement Regulation II of 1069.	Indian Municipalities Act.		Amended by Regulations V of 1085 and II of 1088.
95 Regulation IV of 1076.—To make better provision for the efficient working of the British Postal Department in Travancore.			
96. Proclamation dated 16th Chingam 1076 M. E. (31st August 1900).—Adopting two girls from the Mavelikara Family as Junior Rani and First Princess of Attingal			

APPENDIX X.

List of Regulations and Proclamations in force.—(contd).

Description.	Whether adapted from British Indian Acts.	Introduced during the year under report.	Remarks.
97. Proclamation dated 15th Karkadakam 1076 M. E. (30th July 1901).—Authorising the minting of and making the silver two chackram coins and copper coins of the value of one chackram, eight cash and four cash, legal tender in the State.			
98. Regulation II of 1077.—To make provision for the care of the persons and property of minors in Travancore.	India Act VIII of 1890.		
99. Regulation III of 1077.—To provide for the segregation and medical treatment of pauper lepers.	Act III of 1898.		
100. Regulation II of 1079.—For the better regulation of Printing Presses and Newspapers and the Registration of Books.	Acts XXV of 1867 and VI of 1898, and X of 1890.		Amended by Regulation VI of 1088.
101. Regulation III of 1079.—To provide for the better administration of certain Hindu Religious Endowments in Travancore.	India Acts XX of 1863 and VI of 1890.		
102. Regulation IV of 1079.—To provide for the prevention of cruelty to animals.	India Act XI of 1890.		
103. Regulation V of 1079.—To regulate the possession and use of explosives.	India Act IV of 1884.		
104. Regulation VI of 1079.—The Nayar Brigade Regulation.			
105. Regulation I of 1080.—To make provision for the care of the person and estates of Lunatics.	Acts XXXV & XXXVI of 1858.		
6. Regulation II of 1080.—To amend Regulations I of 1040 and II of 1052, relating to Breaches of Contracts.			Amended by Regulation V of 1087.
07. Regulation III of 1080.—To prevent loss to the Government by the default or misconduct of Public Accountants.	Act XII of 1850 and Bombay Act V of 1879.		
108. Regulation IV of 1080.—To consolidate and amend the law relating to Stamps.	India Acts II of 1899 and XV of 1904.		Amended by Regulation IV of 1087.
109. Regulation I of 1082.—To remove doubts as to the extradition of criminals from Travancore and to make express provision therefor.			
110. Regulation II of 1082.—To provide for the vesting and administration of property held in trust for charitable purposes.	Act VI of 1890.		
111. Regulation III of 1082.—To provide for the inspection and management of Steam-Boilers and Prime-Movers in Travancore.	Madras Act III of 1893.		
112. Regulation IV of 1082.—To amend the Code of Criminal Procedure, as amended by Regulations II and III of 1074.			
113. Proclamation dated 18th Mithunam 1082 M. E. (2nd July 1907).—Modifying the Proclamation of the 14th February 1903 and declaring the one chackram silver coin not a legal tender from the 1st August 1907.			
114. Proclamation dated 30th Chingam 1083 M. E. (15th September 1907).—Declaring that the two chackram silver coins cease to be legal tender after the last day of Vrischikam 1083.			
115. Regulation I of 1084.—A Regulation to provide for the establishment of Public Canals and Public Ferries in Travancore, and for the management thereof.	Madras Act II of 1890, as amended by Act II of 1895.		

APPENDIX X.

List of Regulations and Proclamations in force.—(contd).

Description.	Whether adapted from British Indian Acts.	Introduced during the year under report.	Remarks.
116. Regulation II of 1084.—A Regulation to consolidate and amend the law relating to the Civil Courts in Travancore.			
117. Regulation III of 1084.—A Regulation for declaring the rights of the Government and of private individuals with respect to hidden treasure, and for prescribing the rules to be observed on the discovery of such treasure.	India Act VI of 1878.		
118. Regulation IV of 1084.—A Regulation to amend the Police Regulation, IV of 1056, as amended by Regulation II of 1058.	India Act VIII of 1895.		
119. Regulation V of 1084.—A Regulation to consolidate and amend the law relating to Arms, Ammunition and Military Stores.	India Act XI of 1878.		
120. Proclamation dated 25th Kanni 1084 M. E. (10th October 1908).—Creating a Special Court of Appeal to hear and dispose of appeals from the decisions and to revise the proceedings of the Special Magistrates.			
121. Proclamation dated 8th Dhanu 1084 M. E. (22nd December 1908).—Remitting the 'Koppu-Vilavasi' outstandings against 'Viruthikars' up to the end of 1080.			
122. Proclamation dated 28th Karkadakam 1084 M. E. (12th August 1909).—Abolishing the export duty of 4 per cent on coffee.			
123. Regulation I of 1085.—A Regulation to amend the Vakils Regulation, III of 1075.			
124. Regulation II of 1085.—A Regulation to amend the Government Land Conservancy Regulation, II of 1067, as amended by Regulation I of 1075.			
125. Regulation III of 1085.—A Regulation to amend the Agricultural Improvement Loans Regulation, IV of 1066.			
126. Regulation IV of 1085.—A Regulation to amend the Public Gambling Regulation, III of 1071.			
127. Regulation V of 1085.—A Regulation to amend the Towns Conservancy and Improvement Regulation, III of 1076.			
128. Regulation VI of 1085.—A Regulation to regulate the Weights and Measures of Travancore.			
129. Regulation VII of 1085.—A Regulation to amend the Code of Criminal Procedure, Regulation V of 1067, as amended by Regulations II and III of 1074 and Regulation IV of 1082.	India Acts XXXI of 1871 and II of 1889.		
130. Regulation VIII of 1085.—A Regulation to amend the Land Acquisition Regulation, III of 1067.			
131. Regulation IX of 1085.—A Regulation to amend the Travancore Forest Regulation, II of 1068, as amended by Regulation IV of 1071.			
132. Proclamation dated 3rd Mithunam 1085 (17th June 1910).—Permitting the 'Kuthagapattam' gardens in the Palliport Farm being placed on the same footing as 'Pandarapattam' lands with effect from 1086 M. E., on the holders undertaking to pay a 'Vilayartham' amounting to ten times the 'Pandarapattam' assessment in twenty yearly instalments			

APPENDIX X.

List of Regulations and Proclamations in force.—(contd).

Description.	Whether adapted from British Indian Acts.	Introduced during the year under report.	Remarks.
133. Regulation I of 1086.—A Regulation to amend the High Court Regulation, I of 1067.			
134. Regulation II of 1086.—A Regulation to provide for certain matters in connection with the taking of the Census.	...	...	
135. Regulation III of 1086.—A Regulation to provide for the cutting or breaking of diminished, defaced or counterfeit British Indian Silver Coins.	Indian Act III of 1906.		
136. Regulation IV of 1086.—A Regulation to consolidate and amend the law relating to trespass by cattle.	Madras Act II of 1866.		
137. Regulation V of 1086.—A Regulation to amend the Code of Civil Procedure, Regulation II of 1065, as amended by Regulation II of 1070.	...	...	
138. Proclamation dated 10th Kanni 1086 M. E. (26th September 1910).—Suppressing a Vernacular Newspaper and directing the removal from the State of its Managing Proprietor and Editor.			
139. Proclamation dated 17th Kanni 1086 M. E. (3rd October 1910).—Raising the tax on certain Coffee and Tea lands from (12) twelve annas to Br. Re. one (1) per acre and on certain grass lands granted for homestead and farmstead from (4) four annas to (5) five annas per acre.			
140. Proclamation dated 18th Thulam 1086 M. E. (3rd November 1910).—Extending the time for the disposal of applications for the erection of places of Public Worship from 60 to 90 days.			
141. Regulation I of 1087.—A Regulation to consolidate and amend the law relating to the cultivation, manufacture, possession, transport, import, export and sale of Tobacco.	Indian Act I of 1878.		
142. Regulation II of 1087.—To amend the law relating to the registration of documents.	Indian Act XVI of 1908.		
143. Regulation III of 1087.—A Regulation to amend the Revenue Recovery Regulation, I of 1068.	...		
144. Regulation IV of 1087.—A Regulation to amend the Stamp Regulation, IV of 1080.	Indian Stamp (Amendment) Act VI of 1910.		
145. A Regulation V of 1087.—A Regulation to amend the Breach of Contract Regulation, II of 1080.	...		
146. Regulation VI of 1087.—A Regulation to modify and re-enact the law relating to the Court Fees.	Indian Act VII of 1870 with its amendments.		
147. Regulation VII of 1087.—A Regulation to regulate the use of Motor-vehicles in Travancore.	Madras Act I of 1907.		
148. Regulation VIII of 1087. A Regulation to further amend the High Court Regulation, I of 1067 as amended by Regulation I of 1086.	..		

APPENDIX X.

List of Regulations and Proclamations in force.—(concld).

Description.	Whether adapted from British Indian Acts.	Introduced during the year under report.	Remarks.
149. Regulation IX of 1087.—A Regulation to make special provision to prevent thefts of rubber and to repress and punish the offence of receiving or disposing of stolen rubber in Travancore.	Ceylon ordinances Nos. 21 of 1908 and 9 of 1911.		
150. Proclamation dated 22nd Meenam 1087 M. E. (3rd April 1912).—Introducing new half and quarter rupee and fannam Silver Sirkar Coins and calling in the Silver half and quarter rupee and fannam Sirkar coins then in circulation.			
151. Proclamation dated the 9th Chingom 1088 M. E. (24th August 1912).—Investing the Special Court of Appeal with the power to transfer cases from the file of one Special Magistrate subordinate to it to that of another of such Magistrates.			
152. Regulation I of 1088.—A Regulation to define and amend the law of marriage, succession and family management of the Nairs.			
153. Regulation II of 1088.—A Regulation to amend the Towns Conservancy and Improvement Regulation, III of 1076, as amended by Regulation V of 1085.	The Madras District Municipalities Act, IV of 1884.		
154. Regulation III of 1088.—A Regulation to consolidate and amend the law relating to the Salt Revenue and to provide for the improvement and expansion of Salt manufacture in Travancore	The Madras Salt Act, IV of 1889.		
155. Regulation IV of 1088.—A Regulation to provide for the recovery of tolls on public roads and bridges in Travancore.	Indian Act VIII of 1851, as amended by Act XV of 1864.		
156. Regulation V of 1088.—A Regulation to consolidate the law relating to the levy of Sea Customs duties and the management of Seaports.	The Indian Sea Customs Act, VIII of 1878.		
157. Regulation VI of 1088.—A Regulation to amend the Hindu Religious Endowments Regulation, III of 1079.			
158. Regulation VII of 1088.—A Regulation to amend the Code of Criminal Procedure, Regulation V of 1067, as amended by Regulations II and III of 1074, Regulation IV of 1082, and Regulation VII of 1085.			
159. Proclamation dated the 29th Medom 1088 (11th May 1913).—Defining the circumstances under which the Karanma right such as that of the Thanthri, the Santhikars &c., could be suspended, cancelled or determined.			
160. Proclamation dated the 1st Mithunam 1088 (14th June 1913).—Defining how the Government of His Majesty the King Emperor of India should sue or be sued in the Courts of Travancore.			

APPENDIX XI.

Statement showing the strength, cost, discipline and education of the Police Force for the year 1088 M. E.

Serial No.	Description of office.	Number.	Pay of grade.	Total cost. Rs.	Total cost. chs.	Total cost. c.	Punishments: Dismissed.	Punishments: Fined, degraded, or suspended departmentally.	Punishments: Punished judicially.	Rewards by: Promotion.	Rewards by: Money.	Education: No. able to read and write	Education: No. under instruction.	Remarks.
1	2	3	4	5	6	7	8	9	10	11	12	13	14	15
1	Commissioner of Police ...	1	Bh. Rs. 1,000	3,33,592										
2	District Superintendents ...	4	Rs. 350-$\frac{50}{3}$-450 Rs. 250-$\frac{50}{3}$-350 2 Rs. 250-$\frac{50}{3}$-300										1	
3	Circle Inspectors	20	4 on Rs. 200 5 on Rs. 175 6 on Rs. 150 & 5 on Rs. 125					1	...	...	1	all	...	
4	Sub-Inspectors	75	15 on Rs. 80 20 on Rs. 70 25 on Rs. 60 15 on Rs. 50					12			1	all	12	
5	Head Constables	100	20 on Rs. 20 30 on Rs. 15 50 on Rs. 12					19	...	...	7	all	...	
6	Constables	1538 + 4 (temp)	200 on Rs. 9 500 on Rs. 8 838 on Rs 7 1 on Rs. 8 & 3 on Rs. 7				30	160	7	...	96	all	175	

APPENDIX XII.

Statement of persons involved in the cognisable cases handled by the Police during the year 1088 M. E.

Serial number.	District.	No. of cognisable cases dealt with.		No. of accused arrested.		No. of accused sent for trial.		No. of accused convicted.		No. of accused convicted or discharged.		Percentage convicted of accused involved in cases disposed of.		Percentage convicted of accused sent for trial.		Remarks.
		Past year.	Present year.	Past year.	Present year.	Past year.	Present year.	Past year.	Present year.	Past year.	Present year.	Past year.	Present year.	Past year.	Present year.	
1	2	3	4	5	6	7	8	9	10	11	12	13	14	15	16	17
1	Trivandrum ..	1,242	988	1,103	782	1,087	767	698	354	1,012	661	68·9	53·6	64·2	46·2	
2	Padmanabhapuram ...	621	537	581	530	567	525	307	235	490	421	62·6	55·8	54·1	44·7	
3	Quilon	1,164	1,120	1,312	1,216	1,307	1,206	646	530	1,041	1,027	62·05	51·6	49·4	43·9	
4	Kottayam	1,265	1,379	933	1,133	927	1,133	461	570	730	924	63·1	61·6	49·7	50·3	
5	Devicolam ..	124	172	75	105	75	105	40	59	69	89	57·9	66·2	55	56·1	
	Total ...	4,416	4,196	4,004	3,766	3,963	3,736	2,152	1,748	3,342	3,122	64·3	55·9	54·3	46·8	

APPENDIX XIII.

Statement showing the value of the property stolen and the amount recovered during the year 1088 M. E.

Serial Number.	District.	Lost.						Recovered.						Percentage.		Remarks.
		Past year.			Present year.			Past year.			Present year.			Past year.	Present year.	
		Rs.	Chs.	C.	Rs.	Chs.	C.	Rs.	Chs.	C.	Rs.	Chs.	C.			
1	2	3	4	5	6	7	8	9	10	11	12	13	14	15	16	17
1	Trivandrum ...	17,994	...	...	19,446	20	12	7,763	...	...	5,520	...	...	43·1	28·34	
2	Padmanabhapuram..	13,305	...	...	8,252	24	10	3,888	...	...	2,943	11	8	29·2	35·6	
3	Quilon	35,843	...	...	19,644	...	...	10,294	...	...	7,019	...	...	28·7	35·7	
4	Kottayam ...	17,912	...	...	35,840	...	...	5,681	...	...	17,764	...	...	31·7	49·6	
5	Devicolam ...	2,687	...	...	5,029	27	...	1,264	...	...	1,010	16	...	47·04	20·1	
	Total ...	87,741	...	...	88,213	16	6	28,890	...	...	34,257	11	...	32·9	38·7	

MADRAS RECORD OFFICE

APPENDIX XIV.

Statement showing the strength, cost and other particulars of the Military Force during the year 1088 M. E.

Arm of Service.	No. of fighting officers and men.							Details of the Force at the end of the current year.							Total cost on account of the Force including followers.	Remarks.
				Casualties.							Number of men.					
	At the end of last year.	Recruited this year.	Died.	Invalided.	Discharged, deserted, &c.	At the end of the current year.	Number of regiments, battalions or batteries.	Number of guns.	European Commissioned Officers.	Commissioned Officers.	Non-commissioned officers.	Fighting men.				
1	2	3	4	5	6	7	8	9	10	11	12	13			14	15
Cavalry ...	...	...	...	...	...	...	...	...	...	...	...	...			Rs. 2,75,659	There is a Sergeant Major and Drill Instructor attached to the Brigade.
Sappers ...	...	...	...	...	...	...	...	...	...	...	...	...				
Artillery ...	29	2	...	...	...	30	...	* 6	...	1	4	25				* The guns are used for saluting purposes only.
Infantry ...	1,437	82	13	10	54	1,442	2 Battalions.	...	3	29	105	1,215				
Imperial Service troops ...	...	...	...	...	...	...	...	...	...	...	...	...				
Total.....	1,466	84	13	11	54	1,472	2 Battalions.	* 6	3	30	199	1,240				

APPENDIX XV.

Statement showing the number of persons confined in the Central Prison and in the Lock-ups during the year 1088 M. E.

Stations.	Number of prisons.	Number of prisoners				Daily average.		Number of prisoners remaining at the end of 1088.	Total cost of Jail and prisoners.			Average period of accused under trial.	Remarks showing mortality among convicts in Jail.
		Remaining from 1087.	Admitted during 1088.	Total.									
				1087.	1088.	1087.	1088.		Rs.	Chs.	C.	Days.	
Central Prison, Trivandram...	1	465	896	1,147	1,361	438·09	495.67	523	84,615	...	8	65	There were 19 deaths during the year.
Devikulam Lock-up...	1	2	19	33	21	1.92	1·32	3	97	13	8	13.2	
Peermade do. ...	1	2	46	58	48	2	1	3	168	2	8	8	
Mundakayam do. ...	1	7	66	84	73	6	4.5	9	190	3	14	5	
Alleppy do. ...	1	5	207	162	212	10	14	20	689	...	15	18	
Quilon do. ...	1	21	342	223	363	25	43	...	1,432	10	8	49	
Kottarakara do. ...	1	...	80	106	80	6	3	1	169	20	...	18	
Pathanapuram do ...	1	7	26	35	33	3	2	2	280	7	13	2	
Shencotta do. ...	1	8	47	26	55	5	3	...	178	2	15	7	
Kunnattur do. ...	1	2	89	95	91	3	4	2	223	22	...	15	
Karunagapalli do. ...	1	7	157	123	164	7	8	5	345	18	...	9	
Karthigapalli do. ...	1	5	85	90	90	3	2	8	228	20	...	1	
Mavelikara do ...	1	6	166	45	172	5	1	1	304	16	..	3	
Chengannur do. ...	1	1	28	20	29	1	2	2	134	18	3	23	
Thiruvalla do. ...	1	16	61	78	80	6	3	5	225	...	...	4	
Ambalapuzha do. ...	1	1	57	69	58	2	3·7	3	196	8	...	2	
Paravoor do. ...	1	5	76	53	81	26	4	...	171	22	...	4	
Pathanamthitta do. .	1	5	66	120	71	6	4	16	213	22	.	26	
Kayenkulam do. ...	1	8	176	109	184	5	10	3	293	18	...	5	
Fort Station do. ...	1	3	161	212	164	·57	·4	14	370	8	8	9	There were 2 deaths during the year.
Puthenchantha do ...	1	...	106	161	106	·43	·2	2	199	12	..	2	
Cantonment do. ...	1	2	106	120	108	·35	·2	...	202	..	..	2	There was 1 death during the year.
Chilakur do. ...	1	6	76	12	82	.2	·2	3	349	26	8	2	
Neyyattinkara do. ...	1	15	236	294	251	.75	·6	5	521	19	...	11	
Chirayinkil do. ...	1	12	101	142	113	·4	.3	2	195	...	...	5	
Nedumangad do. ...	1	7	74	182	81	.49	·2	4	250	10	...	1	
Bhuthapandi do. ...	1	3	46	54	49	·14	·13	5	150	...	...	8	
Agastiswaram do. ...	1	...	13	50	13	·13	·03	..	66	..	...	5	
Kottar do. ...	1	...	97	171	97	·46	·26	1	204	10	..	5	
Eraniel do. ...	1	...	53	67	53	·18	·14	...	76	14	...	12	
Kalkulam do. ...	1	...	29	36	29	·1	·07	...	172	26	..	7	
Vilavancode do. ...	1	..	47	32	48	·08	.13	3	226	16	..	19	
Colachel do. ...	1	1	35	61	36	.17	·09	...	131	22	...	11	
Thiruvattar do. ...	1	1	30	49	35	·13	·09	1	110	12	..	11	
Shertallay do. ...	1	5	305	100	317	3	10	12	521	16	...	7	
Vaikam do. ...	1	12	100	107	115	6	3.5	23	428	16	...	8	
Ettumanur do. ...	1	15	130	129	135	5	6	7	326	...	...	5	
Kottayam do. ...	1	5	314	315	368	4·6	5	14	1,185	18	..	6	
Changanacherri do. ...	1	54	72	66	88	4	8	7	418	4	...	8	
Minachil do. ...	1	16	77	96	85	6	5	2	305	8	...	16	
Thodupuzha do. ...	1	8	28	6	29	1	2	2	109	24	...	6	
Muvattupuzha do.	1	...	71	65	94	4	6	1	344	7	...	20	
Kunnatnad do. ...	2	23	104	114	128	12	7	17	369	11	...	1	
Alangad do. ...	2	24	123	108	131	·5	·6	4	327	15	11	5	
Parur do. ...	3	8	134	65	151	10	10	7	489	13	12	...	
Arukutti do. ...	1	17	121	63	127	2	2	4	295	20	.	8	
	1	6											

APPENDIX XVI.

Statement showing the number of crimes committed, number of criminal cases disposed of, and criminal cases awaiting trial, during the year 1088 M. E.

Description of offences.	No. of offences. Balance from past year 1087.	No. of offences. Committed during the present year 1088.	No. of offences. Total.	No. of cases disposed of during the past year 1087.	No. of cases disposed of during the present year 1088.	No. of persons apprehended.	No. of persons convicted.	No. of persons sentenced to Imprisonment. Simple.	Imprisonment. Rigorous.	Imprisonment and fine. Simple.	Imprisonment and fine. Rigorous.	Fine only.	Whipping.	Total.
1	2	3	4	5	6	7	8	9	10	11	12	13	14	15
Chapter VI. Offences against the State	...	...	...	...	...	...	...	...	...	...	...	...	...	...
Do. VII. Offences relating to the Army	...	...	...	...	...	...	...	...	...	...	...	...	...	...
Do. VIII. Offences against the public tranquillity	...	...	...	...	...	...	...	...	...	...	...	...	...	...
Do. IX. Offences by or relating to public servants	12	186	198	170	167	1,506	214	6	92	4	25	87	...	214
Do. X. Contempt of the lawful authority of public servants	...	8	8	8	8	12	2	...	...	...	...	2	...	2
Do. XI. False evidence and offences against public justice	3	204	207	142	202	293	117	1	1	...	...	115	...	117
Do. XII. Offences relating to coin and Government stamps	21	119	140	117	129	287	84	5	31	2	7	39	...	84
Do. XIII. Offences relating to weights and measures	...	13	13	10	11	31	10	...	4	...	2	4	...	10
Do. XIV. Offences affecting the public health, safety, convenience, decency and morals	...	...	...	...	...	...	...	...	...	...	...	...	...	...
Do. XV. Offences relating to religion	3	273	276	222	275	402	272	9	15	1	2	245	...	272
Offences affecting life. Chapter XVI. Offences affecting human body. — Murder, attempt at murder and abetment of murder	1	14	15	12	14	37	3	...	3	...	...	...	...	3
Offences affecting life. — Culpable homicide not amounting to murder	8	79	87	73	81	202	66	...	58	...	5	...	...	63
Offences affecting life. — Causing death by rash or negligent acts	...	4	4	5	4	29	5	...	5	...	...	...	...	5
Offences affecting life. — Attempt at and abetment of suicide	...	7	7	2	7	8	1	...	1	...	...	...	...	1
Causing miscarriage, injuries to unborn children, exposure of infants and concealment of births	1	11	12	17	12	15	8	6	...	1	...	1	...	8
Hurt	1	9	10	...	10	16	...	...	...	...	...	...	...	...
Grievous hurt	69	2,037	2,106	1,971	2,053	3,335	661	26	192	17	26	400	...	661
Wrongful restraint and wrongful confinement	10	97	107	126	92	209	81	2	52	2	11	12	2	81
Criminal force and assault	5	173	178	190	169	530	18	...	1	...	1	13	3	18
Kidnapping, abduction, slavery and forced labour	66	4,507	4,573	5,356	4,510	10,228	405	9	61	1	7	327	...	405
Rape and attempt at rape	5	92	97	77	91	286	7	...	5	...	2	...	...	7
Unnatural offences	...	13	13	15	13	23	4	...	3	...	1	...	...	4
Offences affecting property. Chapter XVII. Offences against property — Theft	...	7	7	3	7	8	1	...	...	...	1	...	...	1
Extortion	126	2,854	2,980	3,072	2,678	8,305	1,475	36	749	16	108	357	200	1,466
Robbery	1	42	43	48	42	150	1	...	1	...	...	...	...	1
Dacoity	29	651	680	693	654	1,931	30	...	17	2	3	8	...	30
Criminal misappropriation of property	7	83	90	122	87	714	8	...	7	1	...	...	...	8
Criminal breach of trust	...	78	78	97	77	204	19	3	3	...	6	8	...	19
Receiving stolen property	24	178	202	183	197	355	17	...	6	...	4	7	...	17
Cheating	2	12	14	16	11	16	1	1	...	2	...	1	...	1
Fraudulent deeds and disposition of property	6	99	105	87	99	256	19	...	10	...	3	3	...	19
Mischief by fire	...	10	10	26	9	18	...	...	...	...	...	...	...	...
Mischief by killing or maiming animals	3	39	42	42	37	117	7	...	3	...	4	...	4	7
Other mischiefs	5	207	212	165	206	537	68	2	31	3	1	32	...	68
Lurking house-trespass or house-breaking	36	1,368	1,404	1,562	1,368	3,694	248	1	5	5	...	238	2	248
Criminal trespass and other offences relating to possession of property	4	166	170	124	168	570	111	1	35	1	11	57	...	111
Chapter XVIII. Offences relating to documents and to trade and property marks	25	591	616	500	605	1,914	227	...	12	...	5	208	...	227
Do. XIX. Criminal breach of contract of service	4	47	51	68	47	256	6	...	3	...	3	...	...	6
Do. XX. Offences relating to marriage	...	1	1	1	1	1	...	...	...	...	...	...	...	...
Do. XXI. Defamation	3	98	101	77	96	403	4	1	2	...	...	1	...	4
Do. XXII. Criminal intimidation, insult and annoyance	3	46	49	31	43	220	14	...	2	...	...	12	...	14
	...	196	196	185	191	539	26	...	4	...	1	21	...	26
Total	483	14,619	15,102	15,619	14,671	39,802	4,240	103	1414	58	238	2198	211	4228
Alikari Regulation—IV of 1073 and IV of 1074	11	1,285	1,296	1,168	1,286	1,532	1,329	35	140	14	18	1113	...	1329
Alleppey Port Dues Regulation I of 1035, I of 1058 and I of 1061	...	...	...	...	...	...	...	...	...	...	...	...	...	...
Anchel Regulation—I of 1064	...	...	...	...	...	...	...	...	...	...	...	...	...	...
Arms and Ammunition Regulation—V of 1084	...	34	34	10	34	39	37	...	10	...	...	27	...	37
Boundary Regulation—III of 1058 and II of 1060	1	17	18	31	18	30	4	...	...	...	...	4	...	4
Cattle Trespass Regulation—I of 1056 and IV of 1066	2	33	35	45	35	72	4	...	...	...	...	4	...	4
Code of Civil Procedure Regulation—II of 1065 & II of 1070 & V of 1086	1	9	10	9	7	13	6	1	3	...	...	2	...	6
Do. Criminal Procedure Regulation—V of 1067, II and III of 1073, VII of 1085 and VII of 1068	...	1	1	...	1	10	...	...	...	...	...	1	...	2
Coffee Stealing Prevention Regulation—II of 1064	...	2	2	...	2	2	2	...	...	...	...	...	...	...
Companies Regulation—I of 1063	...	...	...	...	...	...	...	...	...	...	...	...	...	...
Criminal Breach of Contracts—I of 1049, II of 1052 and II of 1060 and V of 1087	21	428	449	368	408	767	231	1	6	...	...	1	...	8
Explosives Regulation—V of 1073	...	1	1	...	1	1	1	...	...	...	...	1	...	1
Forest Regulation—II of 1068, IV of 1071 and IX of 1085	27	166	193	242	178	523	123	2	29	...	...	91	...	122
Game Preservation Regulation—III of 1073	...	1	1	...	1	1	...	...	...	...	...	...	...	...
Irrigation Regulation—III of 1072	...	...	...	2	...	...	...	...	...	...	...	...	...	...
Land Acquisition Regulation—III of 1067	...	...	...	1	...	...	...	...	...	...	...	...	...	...
Leper's Regulation—IV of 1077	...	1	1	...	1	1	1	...	...	...	...	1	...	1
Opium and Bhang Regulation—VI of 1063 and IV of 1073	2	23	25	34	25	37	27	2	2	...	...	23	...	27
Police Regulation—IV of 1056 II of 1058 and IV of 1084	2	1,271	1,273	996	1,271	1,324	1,123	22	7	1	...	1099	...	1129
Post Office Regulation—IV of 1076	...	1	1	...	1	1	1	...	...	...	...	1	...	1
Prevention of Cruelty to Animals Regulation	...	7	7	51	7	8	4	...	...	...	...	4	...	4
Press Regulation—II of 1079	...	...	...	1	...	...	...	...	...	...	...	...	...	...
Prisons Regulation—I of 1071	...	...	...	...	...	...	...	...	...	...	...	...	...	...
Protection of British Telegraph Regulation—I of 1039	...	1	1	2	1	1	...	...	...	...	...	...	...	...
Public Canals and Public Ferry Regulation—I of 1084	...	...	...	1	...	...	...	...	...	...	...	...	...	...
Public Gambling Regulation—III of 1071 and IV of 1085	1	27	28	51	28	90	46	1	7	...	1	37	...	46
Railway Regulation—V of 1074	...	...	...	...	...	...	...	...	...	...	...	...	...	...
Registration Regulation—II of 1087	2	1	3	2	3	3	1	...	...	...	...	1	...	1
Revenue Recovery Regulation—I of 1068 and III of 1087	...	1	1	11	1	1	1	...	...	...	...	1	...	1
Salt Regulation—III of 1088	...	7	7	6	7	10	10	2	3	...	...	5	...	10
Stamp Regulation—IV of 1080 and IV of 1087	...	3	3	8	3	3	3	...	...	...	...	3	...	3
Tobacco Regulation—I of 1057	5	279	284	238	281	371	295	9	93	1	3	189	...	295
Tolls Regulation IV of 1088	...	1	1	...	1	1	...	...	...	...	...	...	...	...
Towns Conservancy & Improvement Regulation—III of 1076, V of '85 and II of 1088	6	1,261	1,267	579	1,189	1,268	832	...	...	...	...	832	...	832
Treasure-trove Regulation—III of 1084	...	...	...	...	...	...	...	...	...	...	...	...	...	...
Total	81	4,860	4,941	3,853	4,789	6,109	4,080	76	309	16	22	3134	...	3857
Grand Total	564	19,479	20,043	19,472	19,460	45,911	8,320	185	1723	74	210	5632	211	8,085

Description of offences.	No. of persons confined being insane.	No. of persons dead during or before trial.	Terms of imprisonment. Under one month.	From one to two months.	From two to three months.	From three to six months.	From six to twelve months.	From one to two years.	From two to three years.	From three to five years.	Above five years.	Imprisonment for life.	Capital punishment.	Awaiting trial.
1	17	18	19	20	21	22	23	24	25	26	27	28	29	30
Chapter VI. Offences against the State	...	...	...	...	...	...	...	...	...	...	...	...	...	...
Do. VII. Offences relating to the Army	...	...	...	...	...	...	...	...	...	...	...	...	...	...
Do. VIII. Offences against the public tranquillity	...	...	...	...	...	...	...	...	...	...	...	...	...	...
Do. IX. Offences by or relating to public servants	187	...	30	39	12	14	24	8	...	...	...	...	...	31
Do. X. Contempt of the lawful authority of public servants	...	...	...	...	...	...	...	...	...	...	...	...	...	...
Do. XI. False evidence and offences against public justice	165	...	...	...	...	...	...	...	...	...	...	...	...	5
Do. XII. Offences relating to coin and Government stamps	78	1	2	...	...	...	...	...	...	...	...	...	...	11
Do. XIII. Offences relating to weights and measures	17	...	11	4	9	12	9	...	1	1	4	...	...	2
Do. XIV. Offences affecting the public health, safety, convenience, decency and morals	...	...	...	...	...	...	...	...	...	...	...	...	...	...
Do. XV. Offences relating to religion	...	...	...	...	...	...	...	...	...	...	...	...	...	1
Offences affecting life. Chapter XVI. Offences affecting human body. — Murder, attempt at murder and abetment of murder	180	...	23	4	...	...	...	...	...	...	...	...	...	1
Offences affecting life. — Culpable homicide not amounting to murder	30	...	...	...	...	3	...	...	...	...	...	...	...	6
Offences affecting life. — Causing death by rash or negligent acts	...	...	...	...	...	...	...	...	...	...	...	...	...	...
Offences affecting life. — Attempt at and abetment of suicide	121	1	1	...	1	1	3	2	3	4	8	6	35	3
Causing miscarriage, injuries to unborn children, exposure of infants and concealment of births	...	...	...	...	...	...	...	...	...	...	1	3	...	...
Hurt	18	...	...	...	...	...	...	1	...	...	...	...	...	...
Grievous hurt	7	...	...	...	...	...	...	...	1	...	...	...	...	...
Wrongful restraint and wrongful confinement	7	...	...	6	1	...	...	...	...	...	...	...	...	...
Criminal force and assault	18	...	...	...	...	...	...	...	...	...	...	...	...	...
Kidnapping, abduction, slavery and forced labour	514	...	4	158	57	8	32	4	2	...	...	4	...	53
Rape and attempt at rape	182	...	...	8	17	7	18	9	4	...	...	...	...	15
Unnatural offences	484	...	2	1	1	...	...	...	...	...	...	...	...	9
Offences affecting property. Chapter XVII. Offences against property — Theft	308	...	5	61	12	...	4	...	1	...	2	...	...	6
Extortion	862	...	...	...	5	...	...	...	...	2	2	1	...	...
Robbery	19	...	...	...	...	...	...	...	1	...	1	...	...	102
Dacoity	7	...	...	...	...	...	...	...	...	...	1	...	...	1
Criminal misappropriation of property	490	...	14	431	130	84	205	28	18	3	5	5	...	26
Criminal breach of trust	145	...	1	...	...	1	...	...	...	...	...	...	...	3
Receiving stolen property	926	...	...	8	3	1	4	4	2	5	1	1	...	1
Cheating	917	...	...	1	...	...	...	...	...	...	...	...	...	3
Fraudulent deeds and disposition of property	179	...	5	9	1	1	...	...	...	...	...	...	...	5
Mischief by fire	331	...	...	...	...	2	1	7	...	...	...	...	...	1
Mischief by killing or maiming animals	10	...	...	...	...	...	...	...	...	...	...	...	...	6
Other mischiefs	228	...	...	...	3	5	3	4	1	...	2	4	...	6
Lurking house-trespass or house-breaking	16	...	1	...	...	...	...	...	1	1	...	...	...	30
Criminal trespass and other offences relating to possession of property	91	1	18	...	...	...	7	1	...	...	...	...	...	2
Chapter XVIII. Offences relating to documents and to trade and property marks	417	...	7	5	...	7	1	...	3	2	1	...	...	11
Do. XIX. Criminal breach of contract of service	312	...	23	...	2	...	1	...	...	...	...	...	...	...
Do. XX. Offences relating to marriage	446	2	14	6	6	6	4	1	...	...	...	...	...	...
Do. XXI. Defamation	643	...	...	2	1	2	...	...	...	...	...	...	...	4
Do. XXII. Criminal intimidation, insult and annoyance	...	...	...	...	...	...	...	...	1	...	...	...	...	...
	228	...	1	1	...	...	...	4	...	...	...	...	...	5
Total	1	...	...	...	...	...	...	...	...	...	...	...	...	6
Alikari Regulation—IV of 1073 and IV of 1074	380	...	...	1	...	...	2	...	...	...	...	...	...	5
Alleppey Port Dues Regulation I of 1035, I of 1058 and I of 1061	187	...	...	2	...	...	...	...	...	...	...	...	...	...
Anchel Regulation—I of 1064	491	...	...	2	2	...	...	1	...	...	...	...	...	432
Arms and Ammunition Regulation—V of 1084	1,147	1	38	817	288	145	316	103	44	20	23	25	35	3
Boundary Regulation—III of 1058 and II of 1060	...	...	...	...	...	...	...	...	...	...	...	...	...	10
Cattle Trespass Regulation—I of 1056 and IV of 1066	185	...	...	174	34	8	...	...	...	...	...	...	...	...
Code of Civil Procedure Regulation—II of 1065 & II of 1070 & V of 1086	...	...	...	...	...	...	...	...	...	...	...	...	...	...
Do. Criminal Procedure Regulation—V of 1067, II and III of 1073, VII of 1085 and VII of 1068	...	...	...	...	...	...	...	...	...	...	...	...	...	...
Coffee Stealing Prevention Regulation—II of 1064	2	...	...	4	6	...	...	...	...	...	...	...	...	...
Companies Regulation—I of 1063	26	...	...	...	...	...	...	...	...	...	...	...	...	3
Criminal Breach of Contracts—I of 1049, II of 1052 and II of 1060	68	...	...	...	...	...	...	...	...	...	...	...	...	...
Explosives Regulation—V of 1073	4	...	...	4	...	...	...	...	...	...	...	...	...	...
Forest Regulation—II of 1068, IV of 1071 and IX of 1085	...	...	...	...	...	...	...	...	...	...	...	...	...	...
Game Preservation Regulation—III of 1073	10	...	...	...	...	...	...	...	...	...	...	...	...	...
Irrigation Regulation—III of 1072	...	...	...	1	...	...	...	...	...	...	...	...	...	41
Land Acquisition Regulation—III of 1067	...	...	...	...	...	...	...	...	...	...	...	...	...	...
Leper's Regulation—IV of 1077	...	...	...	...	...	...	...	...	...	...	...	...	...	15
Opium and Bhang Regulation—VI of 1063 and IV of 1073	456	...	...	6	1	...	...	...	...	...	...	...	...	...
Police Regulation—IV of 1056 II of 1058 and IV of 1084	...	...	...	...	...	...	...	...	...	...	...	...	...	...
Post Office Regulation—IV of 1076	331	...	1	20	...	2	...	...	...	...	...	...	...	...
Prevention of Cruelty to Animals Regulation	1	...	...	...	...	...	...	...	...	...	...	...	...	...
Press Regulation—II of 1079	...	...	...	...	...	...	...	...	...	...	...	...	...	...
Prisons Regulation—I of 1071	...	...	...	...	...	...	...	...	...	...	...	...	...	2
Protection of British Telegraph Regulation—I of 1039	...	...	...	...	...	...	...	...	...	...	...	...	...	...
Public Canals and Public Ferry Regulation—I of 1084	10	...	...	4	...	...	...	...	...	...	...	...	...	...
Public Gambling Regulation—III of 1071 and IV of 1085	19	...	...	20	1	...	...	...	...	...	...	...	...	...
Railway Regulation—V of 1074	...	...	...	...	...	...	...	...	...	...	...	...	...	...
Registration Regulation—II of 1087	4	...	...	...	...	...	...	...	...	...	...	...	...	...
Revenue Recovery Regulation—I of 1068 and III of 1087	...	...	...	...	...	...	...	...	...	...	...	...	...	...
Salt Regulation—III of 1088	1	...	...	...	...	...	...	...	...	...	...	...	...	...
Stamp Regulation—IV of 1080 and IV of 1087	44	...	...	9	...	...	...	...	...	...	...	...	...	...
Tobacco Regulation—I of 1057	...	...	...	...	...	...	...	...	...	...	...	...	...	...
Tolls Regulation IV of 1088	2	...	...	...	...	...	...	...	...	...	...	...	...	...
Towns Conservancy & Improvement Regulation—III of 1076, V of '85 and II of 1088	...	...	...	...	...	...	...	...	...	...	...	...	...	...
Treasure-trove Regulation—III of 1084	...	...	...	5	...	...	...	...	...	...	...	...	...	3
Total	...	...	...	...	...	...	...	...	...	...	...	...	...	...
Grand Total	89	...	...	87	11	4	4	...	...	...	...	...	...	78
	1	...	...	...	...	...	...	...	...	...	...	...	...	...
	358	...	...	...	...	...	...	...	...	...	...	...	...	152
	...	...	...	...	...	...	...	...	...	...	...	...	...	...
	1,771	...	1	352	53	14	4	...	...	...	...	...	...	584
	15,918	1	39	1169	341	159	520	103	44	20	23	25	35	3

REMARKS.

31

Column 3. The figures entered include not only cases *actually reported* during the year which alone have been compared with those of the previous year in the portion relating to the state of crime in the Report on the Administration of Criminal Justice, but also cases remanded for retrial, received by transfers &c.

Columns 9 & 10. The figures entered include also 41 persons sentenced to whipping in addition to imprisonment.

Columns 11 & 12. The figures entered include also 3 persons sentenced to imprisonment and fine.

Column 14. The number of persons sentenced to whipping alone is shown. There were 41 persons sentenced to whipping in addition to imprisonment and 3 in addition to whipping to 55, thus raising the total number sentenced to whipping to 63.

Column 15. The difference of 235 between the figures in columns 8 and 15 is accounted for by the fact that 3 persons were sentenced to capital punishment in 2 cases of murder, 13 were required to execute bonds for good behaviour under section 493 A, 1 reported to the High Court under section 252, Criminal Procedure Code, and 213 to work off advances in cases of criminal breach of contract and not sentenced to any of the punishments specified in columns 9 to 14.

Column 16. The figures given include also persons disposed of without trial, such as by rejection *in limine*, dismissed for default, withdrawal, compounding, &c.

Column 28. The heading of this column "Transportation" has been altered into "Imprisonment for life" as the latter takes the place of the former in the Travancore Penal Code. Of the 35 persons shown, the conviction & sentence on 18 was confirmed by the High Court, on 6 reduced with alteration of convictions under section 303, on one the sentence was altered into death, while the remaining 13 were acquitted. The sentence of life imprisonment in the case of a prisoner was on the recommendation of the High Court commuted into one of rigorous imprisonment for 5 years in the exercise of the Royal Prerogative of Mercy.

Column 29. Of the 3 persons shown, the sentence of death awarded in Sessions trial was confirmed by the High Court in the case of 2 prisoners and altered into one of rigorous imprisonment for life in the case of the other.

Column 30. The figures entered are of the cases pending.

APPENDIX XVII.

Statement showing the number of offences reported to and dealt with by the various Criminal Courts during the year 1088 M. E.

	Tribunals.	Number of offences reported during the year.		Number of persons dealt with.								Persons disposed of.					Persons remaining at the end of the year 1088.	Remarks.
					Brought to trial in 1088					Total								
		Past year, 1087.	Present year, 1088.	Remaining at the end of past year, 1087.	Arrested by Police.	Upon warrant.	On summons.	Voluntary.	Arrested in presence of the Magistrate.	Past year, 1087.	Present year, 1088.	Discharged without trial.	Acquitted.	Convicted.	Committed or referred.	Died, escaped or transferred.		
	1	2	3	4	5	6	7	8	9	10	11	12	13	14	15	16	17	18
Sessions Courts	Nagercoil	21	14	54	...	...	...	...	37	105	91	...	44	47	...	...	...	The figures in columns 2 and 3 include not only the cases actually filed during the year but also those brought forward from the previous year, remarded for trial, received by transfer and referred by Subordinate Magistrates to the District Magistrates for enhanced punishment.
	Trivandrum	46	54	...	...	...	...	...	149	101	149	...	87	58	...	1	3	
	Quilon	39	40	1	...	...	...	...	55	80	56	...	31	25	...	...	...	
	Alleppey	19	16	...	...	...	...	...	26	65	25	...	13	10	...	...	2	
	Kottayam	29	28	11	...	...	...	...	76	105	87	...	46	36	...	5	...	
	Parur	25	23	...	...	...	...	...	55	51	55	...	33	22	...	...	...	
		179	175	66	...	...	...	...	397	507	463	...	254	198	...	6	5	The figures in column 12 include not only persons disposed of without trial, such as by rejection *in limine*, dismissed for default, withdrawal, compounding &c., but also those discharged for want of evidence.
Magistrates' Courts.	Padmanabhapuram District Magistrate's Court.	21	9	...	27	...	...	...	...	52	27	9	...	3	...	10	5	
	Trivandrum Do. ...	31	23	...	12	25	...	...	...	90	37	2	...	14	...	21	...	
	Quilon Do. ...	30	21	16	25	7	9	...	...	95	57	11	28	7	...	11	...	
	Kottayam Do. ...	42	22	20	...	16	48	...	...	148	84	33	...	...	...	48	...	
	Devikulam Do. ...	57	43	4	23	2	50	1	12	112	92	26	3	19	...	31	13	
	Padmanabhapuram Division First Class Magistrate's Court.	235	197	13	48	275	226	...	...	783	532	356	31	25	1	137	12	
	Trivandrum Do. ...	173	177	3	275	221	59	4	...	598	562	329	51	57	24	78	18	
	Quilon Do. ...	171	220	52	126	555	139	...	1	642	873	555	58	104	...	99	27	
	Kottayam Do. ...	364	216	83	93	482	114	72	...	1,170	844	616	49	32	8	87	52	
	Kottar Stationary First Class Magistrate's Court.	560	658	99	185	450	748	...	...	1,434	1,482	923	117	219	...	68	155	
	Quilon Do. ...	513	549	76	283	87	799	39	...	1,052	1,284	790	168	228	5	93	...	
	Alleppey Do. ...	743	720	123	139	379	1,226	28	5	1,616	1,900	1,120	152	288	36	96	208	
	Kanjirapalli (abolished)	437	385	161	22	697	75	11	...	1,119	966	615	32	143	37	137	2	
	Vilavankode Do. ...	319	312	76	66	109	590	...	...	780	841	556	79	118	13	27	18	
	Chirayinkil Do. ...	562	364	13	99	294	555	4	5	1,359	9 0	544	121	90	37	72	106	
	Kottarakara Do. ...	325	379	25	85	521	343	42	...	795	1,016	765	127	91	11	16	6	
	Shencotta Do. ...	182	198	15	38	28	311	10	...	425	402	235	62	93	1	4	7	
	Kottayam Do. ...	607	115	50	35	215	35	...	...	1,376	335	193	5	33	2	90	12	
	Shertalla Do. ...	383	454	25	152	345	537	6	...	[illegible]	[illegible]	[illegible]	162	185	15	33	1	
	Vaikam Do. ...	457	206	40	35	428	98	3	3	1,012	607	385	43	42	...	123	12	
	Moovattupuzha Do. ...	498	451	33	89	519	361	7	4	1,265	1,043	709	144	140	6	25	16	
	Tovala Second Class Magistrate's Court...	192	201	32	42	89	298	...	...	415	461	232	51	121	11	34	12	
	Agasteeswaram Do. Do. ..	169	79	..	23	72	84	...	...	555	179	88	27	33	...	22	9	
	Eraniel Do. Do. ...	217	184	17	88	121	230	...	...	552	459	255	30	59	6	47	62	
	Kalkulam Do. Do. ...	131	125	...	35	83	242	...	...	288	235	116	61	51	1	4	8	
	Nedumangad Do. Do. ...	398	334	7	45	400	290	8	...	895	750	424	153	113	3	34	20	
	Trivandrum Talak Do. Do. ...	164	163	21	64	219	118	22	...	583	444	268	39	51	15	56	15	
	Pathanapuram Do. Do. ...	294	404	8	30	391	495	31	8	718	972	740	87	99	2	38	6	
	Kunnathur Do. Do. ...	269	285	7	61	154	244	67	...	511	533	257	83	149	8	28	8	
	Karthigapalli Do. Do. ...	369	427	36	140	319	509	8	...	861	1,012	631	107	160	8	91	15	
	Mavelikara Do. Do. ...	302	335	37	166	435	287	...	...	710	925	595	129	180	3	20	...	
	Chenganoor Do. Do. ...	324	356	40	68	250	541	41	...	877	970	623	144	163	4	20	11	
	Thiruvalla Do. Do. ...	555	354	54	50	533	405	58	...	1,647	1,00	571	109	144	...	42	34	
	Ambalapuzha Do. Do. ...	235	213	25	70	109	273	..	...	544	477	272	32	135	1	15	22	
	Ettumanur Do. Do. ...	361	314	39	143	153	307	87	...	843	732	497	64	121	6	23	21	
	Kottayam Do. Do. ..	...	539	...	30	553	503	13	...	...	1,093	670	151	204	13	42	16	
	Changanacherri Do. Do. ...	536	512	23	87	375	559	27	..	1,2 8	1,071	659	153	119	3	54	7	
	Minachil Do. Do. ...	516	452	33	65	353	369	14	11	1,095	845	561	115	145	8	14	2	
	Thodupuzha Do. Do. ...	240	236	11	49	54	378	33	...	539	125	383	49	76	7	4	6	
	Kunnatnad Do. Do. ...	464	467	23	146	198	647	...	..	1,030	1,114	576	153	242	3	8	42	
	Peermade Do. Do. ...	214	253	21	32	...	349	1	..	4 0	603	160	53	96	2	65	27	
	Devicolam Do. Do. ..	85	83	7	27	25	60	11	..	168	130	56	9	56	...	8	1	
	Thiruvattar Do. Do. ...	321	268	40	74	122	305	...	...	761	601	313	114	109	2	14	29	
	Neyyattinkara Do. Do ...	867	684	6	168	426	959	...	...	2,115	1,559	858	315	228	16	76	36	
	Trivandrum Town Do. Do. ...	1,851	2,258	66	497	209	2,757	...	...	4,139	3,529	1,1 9	727	1,48	27	42	102	
	Varkala Do. Do. ...	89	392	13	221	79	456	68	32	210	869	530	136	103	32	22	41	
	Paravur Do. Do. ...	400	402	54	48	462	542	9	...	953	1,115	696	147	105	6	64	97	
	Pathanamthitta Do. Do. ...	751	476	43	49	486	458	...	...	1,936	1,056	634	117	90	5	120	40	
	Mundakayam Do Do. ...		179	...	18	332	49	20	...	...	419	217	26	78	2	22	74	
	Arukutti Do. Do. ...	279	200	16	10	203	393	14	...	5 5	731	399	98	149	6	23	56	
	Colachel Third Class Magistrate's Court...	329	272	7	49	248	334	...	...	784	638	435	71	60	7	19	20	
	Ulsavamatom Do. Do. ...	152	266	...	24	18	255	...	...	174	297	28	6	238	4	17	4	
	Karunagapalli Do. Do. ...	509	578	53	134	541	845	53	5	1,391	1,636	1,054	228	235	10	27	84	
	Kayankulam Do. Do. ...	653	540	25	60	517	595	...	...	1,490	1,137	810	147	139	11	83	7	
	Vaikam Do. Do. ..	...	526	...	37	446	710	33	...	...	1,234	7 9	192	169	17	66	8	
	Alengad Do. Do. ...	468	433	3	170	106	624	18	...	1,128	910	501	157	213	3	34	...	
	Parur Do. Do. ...	529	387	33	133	187	510	11	...	1,161	874	451	83	209	9	94	28	
	Total.....	20,033	20,036	1,753	5,115	14,771	23,252	879	86	48,103	45,836	27,120	5,818	8,122	457	2,711	1,628	
	Grand Total.....	20,212	20,211	1,819	5,115	14,771	23,252	879	483	48,612	46,319	27,120	6,072	8,220	457	2,717	1,633	

APPENDIX XVIII.

Statement showing the result of appeals against decisions passed by Criminal Courts during the year 1088 M. E.

Tribunals.		Number of applications.	No. of persons and cases.															
			Applications rejected.		Sentences.						Proceedings quashed.		Referred.		Further enquiry &c. ordered.		Pending.	
					Confirmed.		Modified.		Reversed.									
			Persons.	Cases.	Persons.	Cases.	Persons.	Cases.	Persons.	Cases.	Persons.	Cases.	Persons.	Cases.	Persons.	Cases.	Persons.	Cases
1		2	3	4	5	6	7	8	9	10	11	12	13	14	15	16	17	18
High Court.		187	...	...	104	100	22	22	31	31	22	5	...	..	5	3	31	26
Sessions Courts.	Nagercoil	86	...	..	33	33	17	17	33	33	...	...		..	1	1	2	2
	Trivandrum	88	..	...	35	35	19	19	31	31	...	...	2	2	...	...	1	1
	Quilon	178	...	..	56	56	16	16	51	51	...	...	1	1	...	...	54	54
	Alleppey	147	3	3	58	58	27	27	42	42		..	..	...	..	..	17	17
	Kottayam	156	...	...	51	51	39	39	44	44	...	..	..	..	16	16	6	6
	Parur	41	5	5	18	18	9	9	9	9	...	..	...	..	..	...	...	...
	Total	696	8	8	251	251	127	127	210	210	...	...	3	3	17	17	80	80
Superior Magistrates' Courts.	Padmanabhapuram District Magistrate's Court	138	1	1	4	4	5	5	3	3	...	...	7	7	2	2	...	...
	Do. Division 1st Class Magistrate's Court ..	2	...	...	57	57	9	9	46	46	...	...	..	...	6	6	...	...
	Trivandrum District Magistrate's Court .	28	...	...	13	13	8	8	1	1	6	6	...	...	..	...	...	...
	Do. Division 1st Class Magistrate's Court ...	340	..	...	163	163	93	93	63	63	...	...	1	1	3	3	17	17
	Quilon District Magistrate's Court...	28	. .	..	16	16	2	2	8	8	...	...	2	2	...	.	...	....
	Do. Division 1st Class Magistrate's Court	381	...	...	182	182	68	68	106	106	. .	...	15	15	10	10	...	...
	Kottayam District Magistrate's Court...	21	...	...	13	13	...	...	8	8	...	...	...	..	...	..	...	..
	Do. Division 1st Class Magistrate's Court..	481	...	...	182	182	85	85	155	155	..	...	1	4	50	50	5	5
	Devikulam District Magistrate's Court...	5	...	...	1	1	...	...	...	...	3	3	..	...	..	...	1	1
	Total.....	1,424	1	1	631	631	270	270	390	390	9	9	29	29	71	71	23	2

APPENDIX XIX.

Civil work.—Nature and value of Original Suits filed and disposed of in the District and Munsiffs' Courts, during the year 1088 M. E.

TAMIL NADU ARCHIVES
33107

APPENDIX XIX.

Civil work—Nature and value of original suits filed, and disposed of, in the District and Munsiffs' Courts, during the year 1088 M. E.

Tribunals.	Opening balance.		Filed during the year, received by transfer or on remand.		Total.		Disposed of during the year.		Closing balance.	
	Past year 1087.	Present year 1088.	Past year 1087.	Present year 1088.	Past year 1087.	Present year 1088.	Past year 1087.	Present year 1088.	Past year 1087.	Present year 1088.
1	2	3	4	5	6	7	8	9	10	11
District Courts.										
Nagercoil	50	65	94	101	144	166	79	96	65	70
Trivandrum	124	76	155	115	279	191	203	97	76	94
Quilon	109	119	152	119	261	238	142	113	119	125
Alleppey	108	117	111	109	219	226	102	102	117	124
Kottayam	209	192	129	128	338	320	116	209	192	111
Parur	81	97	101	99	182	196	85	83	97	113
Total.....	681	666	742	671	1,423	1,337	757	700	666	637
Munsiffs' Courts.										
Nagercoil Principal... ...	296	519	2,266	2,216	2,562	2,735	2,013	2,063	519	672
Do. Additional ...	393	499	2,176	2,155	2,574	2,654	2,075	1,982	499	672
Padmanabhapuram Principal...	448	532	2,006	1,731	2,454	2,263	1,922	1,704	532	559
Do. Additional ...	400	565	2,004	1,719	2,404	2,284	1,839	1,729	565	555
Kuzhithura	523	400	1,602	1,837	2,125	2,237	1,725	1,695	400	542
Neyyattinkara Principal ...	484	436	1,472	1,622	1,956	2,058	1,520	1,521	436	537
Do. Additional ...	648	524	1,448	1,624	2,096	2,148	1,572	1,512	524	636
Trivandrum Principal ...	627	911	2,618	2,796	3,245	3,707	2,334	2,705	911	1,002
Do. Additional ...	645	994	2,666	2,793	3,311	3,787	2,317	2,645	994	1,142
Attingal Principal ...	228	341	2,076	2,353	2,304	2,694	1,963	2,291	341	403
Do. Additional ...	399	403	2,031	2,334	2,430	2,737	2,027	2,276	403	461
Quilon Principal	371	388	2,911	3,963	3,282	4,351	2,894	3,994	388	357
Do. Additional ...	347	466	2,919	3,888	3,266	4,354	2,800	3,651	466	703
Kottarakara	631	480	2,313	2,546	2,944	3,026	2,464	2,490	480	536
Shencotta	61		434		495		495			
Adoor	...	568	930	1,652	930	2,220	362	1,504	568	716
Karunagapalli	...	379	1,351	3,473	1,351	3,852	972	3,412	379	440
Krishnapuram	706	449	3,460	3,052	4,166	3,501	3,717	3,026	449	475
Mavelikara	414	364	1,897	1,709	2,311	2,073	1,947	1,695	364	378
Chenganur	413	604	1,576	1,565	1,989	2,169	1,385	1,431	604	738
Haripad	531	599	1,791	1,896	2,322	2,495	1,725	2,020	599	475
Alleppey Principal ...	326	405	1,742	1,789	2,068	2,195	1,682	1,581	406	614
Do. Additional ...	250	429	1,740	1,780	1,990	2,209	1,561	1,735	429	474
Shertalla	572	590	1,880	1,948	2,452	2,4[illegible]8	1,862	1,962	590	536
Thiruvalla Principal ...	251	228	1,526	1,522	1,777	1,750	1,549	1,520	228	230
Do. Additional ...	315	299	1,514	1,515	1,829	1,814	1,530	1,571	299	243
Kottayam	285	301	2,306	2,237	2,591	2,538	2,290	2,204	301	334
Kanjirapalli	88	215	667	596	755	811	540	593	215	218
Minachil	555	596	1,373	1,288	1,928	1,884	1,332	976	596	908
Vaikam	518	668	1,910	2,034	2,428	2,702	1,760	1,965	668	757
Muvattupuzha	471	410	1,967	1,374	2,438	1,784	2,028	1,522	410	262
Perumbavur (new)	...	529	944	1,790	944	2,319	415	1,773	529	546
Parur	688	486	2,441	2,419	3,129	2,905	2,643	2,484	486	471
Devikulam	22	14	80	103	102	117	88	71	14	16
Total.....	12,911	15,592	62,037	67,279	74,948	82,871	59,356	65,253	15,592	17,618
Grand Total.....	13,592	16,258	62,779	67,950	76,371	84,208	60,1[illegible]	65,9[illegible]3	16,258	18,255

Suits filed during the present year 1088.									Suits disposed of during the present year 1088.							
Value.	Suits relating to landed property.	Suits for money transactions.	Suits for other rights.	No. of suits under Rs. 100.	No. of suits above Rs. 100 and under Rs. 500.	No. of suits above Rs. 500 and under Rs. 1,000.	No. of suits above Rs. 1,000 and under Rs. 5,000.	No of suits above Rs. 5,000.	Exparte.	Admitted and compromised.	Struck off the file.	Otherwise disposed of.	Value.	Average duration.		
Rs.													Rs.	Years.	Months.	Days.
12	13	14	15	16	17	18	19	20	21	22	23	24	25	26	27	28
District Courts.																
2,39,937	55	34	10	32	14	2	40	11	13	23	2	58	1,49,136	...	8	24
2,82,178	66	34	10	14	9	5	71	11	20	18	4	55	3,15,547	...	8	7
3,51,835	97	10	3	11	25	6	57	11	21	20	3	69	4,37,389	...	10	3
3,48,779	71	28	1	8	7	3	57	25	9	20	6	67	2,04,109	1	4	13
1,73,598	90	15	12	22	15	5	67	8	9	19	20	151	2,54,146	...	6	5
2,83,805	63	23	10	16	21	3	48	8	5		7	52	1,80,734	...	10	28
16,80,132	442	144	46	102	92	24	340	74	77	129	42	452	15,41,061	...	9	15
Munsiffs' Courts.																
4,09,986	680	3,512	27	3,152	939	87	41	...	893	546	317	307	3,37,476	...	2	25
...	...	...	...	...	...	...	...	...	782	552	218	430	1,68,731	...	2	5
3,26,439	1,173	2,090	35	2,391	820	64	23	...	562	626	68	448	1,64,878	...	3	16
...	...	...	...	...	...	...	...	...	582	551	155	441	1,66,386	...	4	3
1,50,441	809	962	...	1,344	399	23	5	...	699	472	77	447	1,57,936	...	3	...
2,64,272	1,306	1,698	142	2,365	700	69	12	...	584	419	80	438	1,44,609	...	3	26
...	...	...	...	...	...	...	...	...	608	428	70	406	1,15,467	...	4	10
5,63,024	876	4,430	41	3,952	1,200	143	52	...	1,405	365	311	624	2,14,581	...	3	8
...	...	...	...	...	...	...	...	...	1,361	308	296	680	1,85,656	...	3	22
3,43,651	948	3,561	30	3,620	815	75	29	...	795	782	115	599	1,90,945	...	24	16
...	...	...	...	...	...	...	...	...	986	692	68	530	1,67,467	...	2	10
4,38,495	934	6,497	...	6,127	1,164	112	28	...	2,145	686	605	558	2,30,106	...	2	...
...	...	...	...	...	...	...	...	...	2,083	994	103	471	3,38,927	...	...	28
2,21,394	529	1,974	...	1,944	499	44	16	...	1,068	659	126	637	2,23,796	...	2	22
...	...	...	...	...	...	...	...	...	...	...	...	...	...	...	...	...
1,82,934	537	1,035	...	1,117	304	40	21	...	600	463	64	377	1,52,334	...	2	25
2,27,312	665	2,615	22	2,813	434	41	14	...	1,605	1,082	220	505	2,06,232	...	1	...
1,83,478	588	2,370	6	2,349	528	62	25	...	1,623	563	255	585	1,51,787	...	2	3
1,79,113	449	1,206	...	1,169	409	56	21	...	635	600	33	427	1,84,808	...	1	1
1,93,955	404	1,099	33	1,038	432	51	15	...	618	310	146	358	1,70,029	...	4	3
1,85,126	381	1,456	2	1,356	412	56	15	...	878	538	62	542	2,49,206	...	4	27
5,16,780	539	2,892	56	2,207	1,034	169	77	...	862	213	166	340	2,12,410	...	3	6
...	...	...	...	...	...	...	...	...	972	182	133	441	2,59,768	...	2	27
2,27,572	444	1,329	17	1,229	478	61	22	...	1,097	215	144	506	2,37,616	...	2	21
2,84,167	790	2,130	20	1,750	1,031	118	41	...	785	258	151	326	2,00,764	...	2	14
...	...	...	...	...	...	...	...	...	806	378	45	342	2,05,542	...	3	6
2,37,035	499	1,640	8	1,514	539	75	19	...	1,173	406	221	404	2,38,555	...	2	6
80,550	129	446	...	346	197	23	9	...	318	97	33	145	1,17,919	...	3	10
1,98,961	426	730	70	719	431	54	22	...	522	109	148	197	1,49,297	...	2	20
2,54,080	462	1,519	...	1,369	509	72	31	...	822	402	200	535	1,95,399	...	3	14
1,68,746	411	902	22	912	366	46	14	...	461	208	172	681	1,64,764	...	3	6
1,88,544	608	1,135	13	1,224	483	37	14	...	558	540	132	543	1,72,844	...	2	28
2,17,383	443	1,869	64	1,687	609	66	14	...	1,265	568	35	566	1,43,766	...	2	...
35,636	8	94	...	47	34	13	8	...	38	8	14	11	22,504	...	1	12
63,79,354	15,038	49,196	608	47,741	14,856	1,657	588	...	30,191	15,233	4,982	14,847	62,43,535	...	2	22
80,59,486	15,480	49,340	654	47,843	14,948	1,681	928	74	30,268	15,362	5,024	15,299	77,84,596	...	2	24

APPENDIX XX.

Civil work—Result of application for execution of decrees in the District and Munsiffs' Courts, during the year 1088 M. E.

	Tribunals.	Opening balance. Past year 1087.	Opening balance. Present year 1088.	Value of opening balance for present year 1088. Rs.	Applications brought to the register. Past year 1087.	Applications brought to the register. Present year 1088.	Applications brought to the register. Value for present year 1088. Rs.	Total. Past year 1087.	Total. Present year 1088.	Total. Value for present year 1088. Rs.	Disposed of. Past year 1087.	Disposed of. Present year 1088.	Disposed of. Value for present year 1088. Rs.	Closing balance. Past year 1087.	Closing balance. Present year 1088.	Closing balance. Value for present year 1088. Rs.	Nature of applications pending disposal at the end of the present year 1088. Below 6 months.	Below 12 months.	Above 12 months.	Remarks.
	1	2	3	4	5	6	7	8	9	10	11	12	13	14	15	16	17	18	19	20
District Courts.	Nagercoil	25	29	40,364	162	337	1,97,516	187	366	2,37,924	158	328	2,00,811	29	38	37,113	35	3	...	
	Trivandrum	72	66	1,41,682	204	280	3,93,616	276	346	5,35,298	210	249	3,96,760	66	97	1,38,538	63	18	11	
	Quilon	80	79	1,29,404	259	350	5,41,501	339	429	6,70,905	260	268	4,92,544	79	161	1,78,361	130	26	5	
	Alleppey	67	94	3,48,818	337	349	13,18,194	404	443	16,67,012	310	360	13,51,920	94	83	3,15,092	67	8	8	
	Kottayam	53	36	1,72,733	168	162	2,00,660	221	198	3,73,393	185	152	1,10,732	36	46	2,62,661	46	...	...	
	Parur	31	46	1,31,474	178	124	2,10,073	209	170	3,41,547	163	133	2,28,695	46	37	1,12,852	31	3	3	
	Total.....	328	350	9,64,475	1,308	1,602	28,61,604	1,636	1,952	38,26,079	1,286	1,490	27,81,462	350	462	10,44,617	377	58	27	
Munsiffs' Courts.	Nagercoil Principal ...	213	545	42,342	2,441	2,434	2,76,731	2,654	2,979	3,19,073	2,109	2,724	2,76,923	545	255	42,150	240	15	...	
	Do. Additional ...	102	357	18,263	969	1,345	85,278	1,071	1,702	1,03,541	714	1,550	71,198	357	152	32,343	145	2	5	
	Padmanabhapuram Principal	185	174	33,944	2,066	1,956	2,24,700	2,251	2,130	2,58,644	2,077	1,957	2,35,155	174	173	23,486	159	13	1	
	Do. Additional ...	43	66	9,560	908	1,174	86,205	951	1,240	95,765	885	1,113	82,217	66	127	13,548	116	9	..	
	Kuzhithura	165	119	15,752	1,538	1,723	2,36,929	1,703	1,842	2,52,681	1,584	1,644	2,19,536	119	198	33,145	182	16	...	
	Neyyattinkara Principal ...	370	289	31,126	1,936	2,109	82,594	2,306	2,392	1,13,720	2,022	2,081	83,594	283	311	30,126	278	26	7	
	Do. Additional ...	41	65	10,123	528	927	1,17,049	569	992	1,27,172	504	853	1,09,745	65	139	17,427	132	6	1	
	Trivandrum Principal ...	376	421	47,109	2,754	3,133	4,64,380	3,130	3,554	5,11,489	2,709	3,091	4,48,069	421	463	63,420	433	29	1	
	Do. Additional ...	289	330	38,013	2,698	2,967	3,37,650	2,987	3,297	3,75,663	2,657	2,967	3,40,674	330	330	34,989	322	7	1	
	Attingal Principal ...	296	203	88,512	2,755	2,881	2,35,259	3,051	3,084	3,23,771	2,848	2,773	2,75,678	203	311	48,093	309	2	...	
	Do. Additional ...	45	74	9,564	956	1,393	1,25,249	1,001	1,467	1,34,813	927	1,394	1,14,255	74	163	20,558	161	2	...	
	Quilon Principal	246	265	36,175	3,472	3,784	3,24,176	3,718	4,049	3,60,351	3,453	3,751	3,34,026	265	298	26,325	291	7	...	
	Do. Additional... ...	193	201	9,372	2,700	3,328	1,98,565	2,893	3,521	2,07,937	2,692	3,265	1,97,915	201	256	10,022	255	1	...	
	Kottarakara	282	236	31,152	1,956	2,479	2,60,170	2,238	2,715	2,91,322	2,002	2,401	2,46,288	236	314	45,034	310	4	...	
	Sheucotta ...	39	...		256	...	...	295	..	...	295			...	...		...	...	...	
	Adoor ...	...	75	3,739	75	695	91,852	75	720	95,591	50	619	77,078	25	101	18,513	99	2	...	
	Karunagapalli ...	...	57	9,693	332	2,507	2,03,135	332	2,564	2,12,828	275	2,472	1,98,937	57	92	13,891	92	...	...	
	Krishnapuram	384	195	31,903	4,159	3,876	3,53,868	4,543	4,071	3,85,771	4,348	3,775	3,59,238	195	296	26,533	292	4	...	
	Mavelikara	131	62	13,582	1,341	1,696	1,87,279	1,472	1,752	2,00,861	1,410	1,631	1,83,554	62	121	17,307	117	3	1	
	Chenganur	126	129	25,979	1,216	1,332	2,04,726	1,342	1,461	2,30,705	1,213	1,346	2,12,101	129	115	18,604	113	2	...	
	Haripad	300	249	79,244	2,447	23,31	2,71,678	2,747	2,580	3,50,922	2,498	2,369	2,85,179	249	211	65,743	208	3	...	
	Alleppey Principal ...	247	276	54,510	2,637	2,695	3,83,474	2,884	2,971	4,37,984	2,608	2,692	3,94,501	276	289	43,483	270	18	1	
	Do. Additional ...	37	51	18,565	832	1,238	1,99,341	869	1,289	2,17,906	818	1,172	1,81,422	51	117	36,484	113	4	...	
	Shertalla	209	210	23,765	2,014	2,500	1,95,210	2,223	2,710	2,18,975	2,013	2,429	1,87,918	210	281	31,057	270	10	1	
	Thiruvalla Principal ...	285	234	65,276	2,293	2,281	3,54,767	2,578	2,515	4,20,043	2,344	2,271	3,58,461	234	241	61,582	227	14	3	
	Do. Additional ...	41	59	10,405	727	1,039	1,29,989	768	1,098	1,40,394	709	991	1,16,651	59	107	23,743	106	..	1	
	Kottayam	374	310	68,536	3,040	3,920	2,87,432	3,414	3,330	3,55,968	3,104	3,088	2,13,632	310	242	42,336	237	5	...	
	Kanjirapalli ...	6	54	26,059	220	463	38,409	226	517	64,468	172	431	52,771	54	86	11,697	80	5	1	
	Minachil	135	140	32,125	1,197	1,140	2,19,262	1,335	1,280	2,51,387	1,195	1,017	2,28,770	140	263	22,617	230	26	7	
	Vaikam	263	273	29,931	2,186	2,260	1,84,647	2,389	2,533	2,14,578	2,116	2,182	1,78,209	273	351	36,369	343	8	...	
	Muvattupuzha	272	184	28,110	1,258	1,346	1,70,912	1,530	1,530	1,99,052	1,346	1,168	1,58,920	184	362	40,132	352	8	2	
	Perumbavur ...		89	10,898	282	730	66,443	282	819	77,341	193	673	58,927	89	144	18,414	136	7	1	
	Parur	336	304	67,261	2,213	2,443	4,14,932	2,549	2,747	4,82,193	2,215	2,328	3,94,607	304	419	87,586	384	30	5	
	Devikulam	9	6	239	35	37	15,655	44	43	15,894	38	40	15,688	6	3	206	3	...	...	
	Total.....	5,981	6,246	10,20,827	56,439	65,248	70,27,976	62,420	71,494	80,48,803	56,174	64,160	69,91,840	6,246	7,334	10,56,963	7,007	288	39	
	Grand Total.....	6,309	6,596	19,85,302	57,747	66,850	98,89,580	64,056	73,446	1,18,74,882	57,460	65,650	97,73,302	6,596	7,796	21,01,580	7,384	346	66	

APPENDIX XXI.

Civil work.—Number and result of appeals in Civil Suits in the High Court and the District Courts during the year 1088 M. E.

Tribunals.	Opening balance.		Filed during.		Total.		Disposed of during		Closing balance.		Value of appeals filed during.		How disposed of. Decisions confirmed.		Decisions reversed.		Decisions amended.		Cases remanded for re-trial.		Cases compromised or otherwise disposed of.		Average duration. Past year 1087.			Present year 1088.			Remarks.
	Past year 1087.	Present year 1088.	Past year 1087.	Present year 1088.	Past year 1087.	Present year 1088.	Past year 1087.	Present year 1088.	Past year 1087.	Present year 1088.	Past year 1087. Rs.	Present year 1088. Rs.	Past year 1087.	Present year 1088.	Past year 1087.	Present year 1088.	Past year 1087.	Present year 1088.	Past year 1087.	Present year 1088.	Past year 1087.	Present year 1088.	Years.	Months.	Days.	Years.	Months.	Days.	
1	2	3	4	5	6	7	8	9	10	11	12	13	14	15	16	17	18	19	20	21	22	23	24	25	26	27	28	29	30
High Court. First appeals ...	356	463	560	519	916	982	453	465	463	517	7,09,908	7,33,340	217	263	70	61	124	92	24	26	18	23	...	9	1	...	11	24	The figures in columns 4 and 5 include also re-admissions, remands for re-trial &c.
High Court. Second appeals ...	248	405	571	594	819	999	414	566	405	433	1,10,324	1,11,501	270	365	57	76	28	58	12	23	47	44	...	6	10	...	8	8	
High Court. Total...	604	868	1,131	1,113	1,735	1,981	867	1,031	868	950	8,20,232	8,44,841	487	628	127	137	152	150	36	49	65	67	...	7	22	...	9	26	
District Courts. Nagercoil ..	407	425	462	374	869	799	444	601	425	198	76,823	99,334	238	303	91	78	46	94	46	71	23	55	...	7	14	...	10	4	The figures in columns 12 & 13 represent the value of only the appeals actually instituted, excluding readmissions, remands for re-trial &c.
District Courts. Trivandrum ...	170	97	536	425	706	522	609	334	97	188	1,07,484	80,112	317	173	81	49	95	50	85	42	31	20	...	2	22	...	3	3	
District Courts. Quilon ...	217	321	574	459	791	780	470	458	321	322	1,23,329	91,268	278	261	87	84	51	72	35	19	19	22	...	5	5	...	6	14	
District Courts. Alleppy ...	310	246	392	259	702	505	456	254	246	251	91,052	61,465	214	112	65	55	69	37	40	33	68	17	...	4	10	...	4	27	
District Courts. Kottayam ...	442	442	433	312	875	754	433	669	442	85	1,16,171	67,075	204	305	90	111	71	90	24	92	44	71	..	5	..	...	5	..	
District Courts. Parur ...	75	62	240	348	315	410	253	265	62	145	49,802	54,632	95	108	52	40	73	66	24	41	9	10	..	3	..	...	3	12	
District Courts. Total...	1,621	1,593	2,637	2,177	4,258	3,770	2,665	2,581	1,593	1,189	5,64,661	4,53,886	1,346	1,262	466	417	405	409	254	298	194	195		4	20	...	6	1	
Grand Total...	2,225	2,461	3,768	3,290	5,993	5,751	3,532	3,612	2,461	2,139	1384892	1298727	1,833	1,890	593	554	557	559	290	347	259	262	...	5	13	...	7	4	

APPENDIX XXII.

Registration of documents during the year 1088 M. E.

APPENDIX XXII.

Registration of documents during the year 1088 M. E.

District.	Number.	Names of Sub-Registry offices.	Documents presented for registration.		Nature of documents presented. Mortgages.		Sale-deeds.		Wills.		Money bonds.		Miscellaneous.		Documents registered.		Value of documents registered.		Documents of which registration was refused.		Documents remaining unregistered under stamp reference or pending enquiry at the close of the year.		Remarks.
			1087	1088	1087	1088	1087	1088	1087	1088	1087	1088	1087	1088	1087	1088	1087	1088	1087	1088	1087	1088	
Trivandrum.	1	Tovala	2,351	2,291	1,109	1,129	546	560	5	4	3	4	688	594	2,350	2,292	9,21,985	7,68,947	...	...	1	...	
	2	Agastiswaram	4,349	4,406	1,802	1,885	1,202	1,169	4	4	19	19	1,322	1,329	4,346	4,406	10,73,[illegible]00	11,83,916	3	...	...	...	
	3	Nagercoil	3,534	3,821	1,467	1,523	891	1,097	2	6	10	7	1,164	1,188	3,530	3,818	15,14,776	17,16,540	4	3	...	1	
	4	Aloor	3,210	3,364	1,628	1,632	589	628	2	2	22	28	969	1,074	3,211	3,363	6,53,116	6,54,270	...	...	1	...	
	5	Eraniel	3,078	3,437	1,566	1,764	592	615	4	...	11	11	905	1,047	3,077	3,437	12,53,745	7,66,474	...	1	...	...	
	6	Colachel	3,915	4,357	2,568	2,702	441	464	...	1	28	40	878	1,150	3,915	4,356	5,69,336	8,16,421	2	1	...	...	
	7	Kalkulam	4,323	4,258	2,688	2,528	445	431	2	8	34	45	1,144	1,246	4,321	4,257	7,78,024	8,35,308	1	...	...	...	
	8	Tiruvattar	3,336	3,401	2,110	2,095	150	161	3	12	48	52	1,025	1,081	3,335	3,401	4,66,115	5,[illegible]9,383	1	...	...	...	
	9	Vilavancode	4,524	4,556	3,113	2,992	189	172	3	...	78	77	1,141	1,315	4,524	4,556	4,77,658	5,33,188	...	1	3	3	
	10	Arumana	3,966	3,954	2,666	2,562	64	100	...	6	52	45	1,184	1,241	3,966	3,953	3,87,266	4,2[illegible],005	1	...	...	...	
	11	Munchira	5,902	5,792	3,784	3,508	162	158	1	4	117	128	1,838	1,994	5,890	5,792	7,68,874	8,75,596	2	3	...	...	
	12	Parassala	4,405	3,809	2,966	2,449	58	50	1	1	115	89	1,265	1,220	4,404	3,806	6,14,333	4,27,482	1	..	...	...	
	13	Amaravila	5,602	5,142	3,703	3,134	101	103	4	2	139	95	1,655	1,808	5,602	5,112	5,97,049	6,01,718	4	1	...	...	
	14	Neyyattinkara	4,213	3,825	2,535	2,155	159	131	1	3	154	157	1,363	1,379	4,209	3,824	7,36,203	8,46,636	...	...	...	...	
	15	Do. (Additional)	4,389	3,993	2,696	2,412	224	135	1	1	124	125	1,344	1,323	4,386	3,996	5,50,548	7,77,073	...	...	...	...	
	16	Maranallur	3,205	3,005	2,048	1,705	116	106	3	1	73	63	965	1,131	3,205	3,005	4,47,910	3,31,714	1	1	1	1	
	17	Nemom	4,003	3,763	2,407	2,094	143	150	3	8	66	61	1,384	1,450	4,001	3,759	6,96,774	8,07,015	5	2	...	...	
	18	Trivandrum	3,538	3,256	1,795	1,562	332	346	10	13	59	57	1,312	1,278	3,533	3,254	34,07,735	28,96,257	8	3	...	2	
	19	Do. (Additional)	2,680	2,794	1,468	1,485	226	264	5	12	23	33	955	1,000	2,669	2,791	8,70,235	12,80,986	1	1	...	1	
	20	Kazhakuttam	4,272	3,980	2,414	2,218	122	313	15	14	27	15	1,394	1,390	4,271	3,977	12,42,218	10,63,612	...	1	...	...	
	21	Nedumangad	3,495	3,120	2,248	1,664	331	205	5	6	30	17	881	1,223	3,485	3,118	6,98,232	5,30,778	2	...	...	...	
	22	Chirayinkil	2,933	2,819	1,449	1,378	336	306	6	5	26	30	1,116	1,100	2,931	2,819	12,34,154	10,55,710	3	...	...	1	
	23	Attingal	4,471	4,365	2,602	2,329	431	322	6	4	26	18	1,406	1,701	4,468	4,365	12,93,664	9,67,352	1	...	...	...	
	24	Navaikulam	4,062	3,924	2,211	2,[illegible]21	628	575	7	12	18	18	1,198	1,298	4,061	3,923	12,50,113	11,76,784	1	...	...	1	
		Total	93,753	91,466	55,044	50,917	8,818	8,621	93	129	1302	1234	28,496	30,565	93,709	91,441	2,25,04,163	2,18,71,165	40	19	6	12	
Quilon.	1	Quilon	4,108	4,262	1,902	1,950	701	727	1	9	121	103	1,383	1,473	4,106	4,261	24,86,314	28,33,342	2	1	..	...	
	2	Chathannur	4,191	4,075	2,318	2,131	601	536	2	5	28	27	1,542	1,376	4,193	4,075	10,31,387	10,92,735	...	...	1	...	
	3	Kuntara	4,897	4,823	2,448	2,451	710	725	2	2	60	91	1,677	1,554	4,897	4,823	9,92,025	10,85,418	1	1	1	...	
	4	Kottarakara	3,945	3,547	2,021	1,794	631	621	9	6	30	26	1,254	1,100	3,944	3,548	8,18,740	7,66,977	4	...	...	...	
	5	Chadayamangalam	2,751	2,519	1,453	1,333	458	432	6	5	12	13	812	736	3,944	3,548	6,19,547	5,37,358	...	...	...	...	
	6	Pathanapuram	3,259	3,358	1,595	1,604	633	685	14	12	19	18	998	1,039	2,752	2,517	9,13,9.9	6,38,886	4	...	3	2	
	7	Shencottah	2,128	2,220	861	889	905	918	8	8	1	3	353	402	3,255	3,357	11,28,746	8,85,794	...	3	2	...	
	8	Kunnathur	4,313	3,938	2,490	2,182	557	601	7	5	43	15	1,216	1,135	2,125	2,219	6,31,933	7,65,452	1	2	...	...	
	9	Pathanamthitta	4,135	3,738	2,258	1,990	759	772	7	3	2	6	1,109	967	4,312	3,937	10,14,280	8,49,960	2	1	...	...	
	10	Naranad	3,356	3,031	2,075	1,821	292	343	3	8	16	14	970	845	4,135	3,737	5,82,447	5,50,880	1	...	1	2	
	11	Karunagapalli	5,215	4,778	2,697	2,413	996	807	10	4	50	54	1,462	1,470	3,356	3,031	9,06,890	8,83,827	3	4	...	...	
	12	Chavara	4,884	4,590	2,471	2,330	733	569	13	5	111	124	1,556	1,562	5,209	4,773	11,23,548	10,56,074	1	...	...	...	
	13	Krishnapuram	4,285	3,972	2,384	2,155	514	558	1	4	23	21	1,363	1,234	4,889	4,590	10,27,740	9,46,680	2	...	...	1	
	14	Kayenculam	4,373	4,047	2,372	2,224	448	367	...	...	33	44	1,520	1,412	4,287	3,972	14,39,848	13,50,046	1	1	1	...	
	15	Kartigappalli	4,946	4,488	2,488	2,222	657	546	2	4	155	169	1,644	1,547	4,372	4,045	21,03,324	17,76,251	4	...	1	...	
	16	Mannar	3,289	3,110	1,710	1,641	350	312	6	7	8	6	1,206	1,144	4,946	4,489	10,64,245	10,50,918	1	1	...	1	
	17	Mavelikara	3,792	3,211	2,097	1,761	338	297	7	...	29	21	1,321	1,132	3,277	3,110	11,20,292	9,66,933	1	...	...	1	
	18	Chengannur	4,245	4,224	2,243	2,157	553	554	6	2	14	12	1,429	1,499	3,799	3,211	10,47,569	10,95,047	1	1	...	1	
	19	Thiruvalla	4,623	4,245	2,708	2,407	558	600	7	18	5	4	1,345	1,216	4,214	4,222	16,01,171	15,46,360	...	2	...	1	
	20	Arumula	4,143	3,943	2,233	2,116	683	654	13	15	11	1	1,203	1,157	4,624	4,242	12,91,241	10,37,876	3	...	...	...	
	21	Ambalapuzha	2,525	2,416	1,343	1,264	544	525	4	8	4	...	630	619	4,112	3,941	41,85,039	14,93,253	1	2	1	...	
	22	Alleppey	3,994	4,087	1,948	1,911	693	679	12	8	12	16	1,329	1,473	2,523	2,444	25,48,724	30,82,327	1	2	2	...	
		Total	87,688	82,622	46,115	42,776	13,324	12,828	140	138	787	788	27,322	26,092	3,994	4,087							
Kottayam.	1	Shertalai	5,059	4,743	2,887	2,715	324	314	2	5	32	33	1,814	1,676	87,672	82,601	2,95,48,970	2,62,92,394	34	21	12	6	
	2	Arukutty	3,896	3,373	2,197	1,675	275	255	2	2	27	12	1,395	1,429	5,049	4,743	19,28,383	19,56,457	8	3	3	...	
	3	Mararikulam	...	473	...	221	...	56	...	1	...	2	...	1,193	3,896	3,371	16,24,409	12,79,211	2	2	...	...	
	4	Vaikam	5,337	5,160	2,408	2,440	736	730	8	16	48	51	2,137	1,923	...	472	...	1,08,032	...	1	...	...	
	5	Kadathuruthi	...	395	...	182	...	71	...	...	...	1	...	141	5,334	5,158	20,89,608	19,95,274	2	3	2	...	
	6	Ettumanur	5,612	4,834	3,035	2,580	952	918	16	11	9	6	1,550	1,319	...	395	...	1,15,334	...	...	...	...	
	7	Kottayam	3,353	3,443	1,538	1,670	647	564	18	16	12	10	1,138	1,183	5,611	4,833	15,41,411	13,36,779	1	1	...	...	
	8	Do. (Additional)	3,092	2,707	1,484	1,356	649	564	10	13	9	5	940	769	3,352	3,440	16,01,638	14,98,012	1	3	...	...	
	9	Changanacherry	3,847	3,560	2,231	2,091	746	604	10	10	4	4	856	851	3,090	2,707	8,42,356	8,55,145	2	...	2	2	
	10	Kanjirappalli	3,518	3,114	1,921	1,822	596	565	9	6	6	8	986	713	3,842	3,559	13,98,279	12,93,727	3	3	1	1	
	11	Minachil	5,972	5,477	2,803	2,629	1,053	1,005	29	33	25	10	2,052	1,800	3,514	3,110	11,25,1[illegible]8	14,98,450	1	...	...	...	
	12	Baramanganam	...	409	...	174	...	85	...	1	...	...	...	149	5,971	5,477	17,99,089	16,97,976	...	1	...	...	
	13	Muvattupuzha	3,726	3,726	1,641	1,604	1,244	1,320	12	10	3	8	823	784	...	408		1,29,554	6	3	1	...	
	14	Koothattukulam	3,221	2,883	1,718	1,419	731	670	9	6	25	29	738	768	3,721	3,724	8,97,888	8,65,738	1	1	..	1	
	15	Thodupuzha	2,681	2,600	1,461	1,153	1,055	912	6	4	9	7	450	524	3,220	2,881	21,41,030	5,10,753	1	3	2	1	
	16	Aikaramadu	3,175	2,802	1,218	1,141	848	761	4	7	4	5	1,101	888	2,678	2,598	5,35,529	5,68,816	2	2	...	...	
	17	Kunnatnad	4,577	4,510	2,008	1,967	1,164	1,194	6	6	7	14	1,392	1,389	3,173	2,800	6,82,518	8,02,584	4	3	2	...	
	18	Alungad	4,904	5,051	2,215	2,178	975	1,003	6	5	2	7	1,706	1,858	4,572	4,568	7,66,322	13,93,273	...	1	...	5	
	19	Augamali	...	438	...	205	...	193	...	...	...	...	...	130	4,904	5,050	13,79,832	1,04,311	...	...	...	2	
	20	Parur	5,339	5,297	2,108	2,097	795	813	6	7	12	20	2,448	2,360	...	432	...	32,13,641	6	8	1	...	
		Total	67,339	65,055	32,626	31,319	12,800	12,507	153	159	234	223	21,526	20,847	5,363	5,288	33,30,017	2,19,50,664	43	38	14	12	
Devicolam	1	Peermade	112	91	8	7	102	75	...	...	...	...	2	9	67,290	65,014	2,36,83,487						
	2	Devikulam	340	495	50	72	275	392	...	...	...	...	15	31	112	91	62,903	95,497	...	...	...	...	
		Total	452	586	58	79	377	467	...	...	...	...	17	40	340	494	2,80,934	4,83,536	...	1	...	...	
		Grand Total	2,49,232	2,39,729	1,33,843	1,25,091	35,310	34,423	386	426	2323	2245	77,361	77,544	452	585	3,43,867	5,79,033	...	1	...	...	
															2,49,123	2,39,641	7,60,80,487	7,06,93,256	117	79	32	30	

APPENDIX XXIII.

Statement of rainfall for 1088 M. E.

		Avani 1088.	Purattasy.	Alpasy.	Kartigai.	Margali.	Thye.	Mausy.	Panguny.	Chittray.	Vyeausy.	Auny.	Audy.	Total for 1088.	Total for 1087.	Average for the last five years. 1083—1087.	Average up to 1087 number of years in brackets.
	Kottayam Division.																
1	Parur ...	11.83	34·06	3·56	2·94	...	...	0.25	...	5·88	14·22	20·16	27·91	119·91	124·41	116·39	(30) 117·54
2	Alangad ...	11·40	34·90	10·18	5·36	1·23	...	...	...	3·50	20·67	26·09	24·47	137·74	104·58	94·80	(27) 77·65
3	Kunnatnad ...	14·61	23·90	5·95	4·10	..	...	1·64	...	3·28	26·27	25·62	31·70	157·07	113·10	129·29	(27) 96·56
4	Malayattoor ...	15·60	25·60	3·95	4·60	0·30	0·20	3·45	...	4·70	33·20	28·55	33·14	151·59	125·98	‡146·07	(4) 146·07
5	Muvattupuzha taluk ...	12·24	18·80	9·84	5·91	0.01	...	0·47	...	8·13	21·96	22·88	52·15	152·42	118·06	131·08	(28) 124·48
6	Thodupuzha ...	19·26	21·60	6·62	7·58	0·02	1·34	0·36	1·98	4·56	28·46	22·77	36·70	150·81	145·57	132·24	(27) 142·93
7	Vaikom ...	3·40	44·7	1·60	0·35	...	...	..	..	0·09	3·30	11·93	12·27	37·41	59·54	97·06	(27) 88·95
8	Shertallay ...	9·84	16 68	10·01	1·00	0·03	0·01	0 02	0·33	0·24	20·65	3·40	14·74	76·95	54·55	98·90	(27) 99·45
9	Arukutti ...	9·08	25·70	11·30	7·04	...	...	0·67	0·05	7·49	32·58	19·29	32·35	145·55	137·94	‡120·85	(4) 120·85
10	Ettumanur ...	4·71	9·87	1·31	2·82	...	9·33	...	1·22	7·36	23·28	17·24	27·59	95·67	126·52	112 18	(27) 111·65
11	Minachil ...	13·00	23·40	6·06	9·30	0·70	2·00	1·50	2·35	14·10	33·00	17·81	33·95	160·17	142·91	148·83	(28) 141·71
12	Kottayam taluk ...	8·60	24·34	11·05	12·48	0·17	1·56	0·27	1·97	6·52	26·55	18·82	19·90	132 23	129·95	124·36	(27) 115·19
13	Do. Engineer's Office ...	10·70	23·07	9·67	8·75	...	1·60	0·45	1·90	7·30	23·66	17·35	21·05	125·50	131·18	122·06	(20) 121·29
14	Kanjirappalli ...	9·25	29·10	8·20	9·50	0·35	0·70	4·45	3·95	11·00	25·75	17·40	25·45	145·10	163·96	‡ 169 68	(4) 169·68
15	Changanacherri ...	8·72	27·22	10·64	8·05	0·76	0·30	0·35	0·80	7·47	25·72	14·24	9·91	114·18	113·74	116 86	(27) 108·46
	Total.....	162·24	343·27	109·94	90·02	3·57	5 04	13·88	14·55	91·56	358·97	283·85	402·41	1882·30	1791·99	1860·65	1779·46
	Quilon Division.																
1	Alleppey ...	8·62	22.02	14·06	5·60	0·38	0·42	4·33	0·22	6·41	27·46	12·51	12·58	114·61	116·94	113·26	(39) 115·34
2	Ambalapuzha ...	6.24	15·99	12·11	11·15	..	...	0·19	0·07	13·35	31·74	5·51	13·90	110·25	150·55	121·23	(27) 98 96
3	Tiravalla ...	9·59	27·17	10·61	9·57	0·70	0·21	0·10	0·50	5·55	26·14	13·05	18·25	121·44	126 95	107·07	(30) 98 38
4	Chenganuur ...	8·60	21·53	8·99	6·40	0·75	0·90	...	0·90	6·10	20·07	12·95	16·91	104 30	131·46	112·22	(27) 105·63
5	Pathanamthittai ...	6·85	24.15	8·87	4·27	0·87	0.45	19·7	1·99	6·17	23·81	12·41	19·62	111·43	121 33	‡ 110·90	(4) 110,90
6	Koni ...	8·84	23·33	13·81	5·33	2·22	..	1·99	5·16	11·74	21·29	12·78	21·16	127·65	113·92	‡ 132·01	(4) 132·01
7	Kartigapalli ...	8·69	23·36	16·07	6·26	1·61	...	1·14	0·13	8·87	24·80	9·39	14·14	114·46	119·33	109·46	(27) 85,84
8	Mavelikara ...	5·10	20·02	12·13	4·40	0·85	0·35	...	0·50	3·50	28·00	15·30	12·51	102 66	119·77	113·72	(28) 107·34
9	Kayankulam ...	8·05	16·92	11·73	5·14	0·60	...	0·85	...	9·00	18·03	7·89	9·52	87·73	98·83	‡ 95·67	(4) 95·67
10	Karunagapalli ...	8·36	11·75	12·45	5·96	0·65	0 02	0·35	0·70	4.00	19·54	7·83	8·40	80·01	126·89	89·53	(27) 85·61
11	Kunnattur ...	6·96	14·80	6·40	4·50	0.50	...	2·76	1·00	7·00	21·35	10·39	12·46	88·13	112·93	105·10	(27) 96·54
12	Kottarakara ...	9·04	20·22	11·43	6·26	1·28	0·43	5 59	0·48	5·84	21 08	9.13	11.11	101·89	100·09	92·42	(28) 95·60
13	Pathanapuram ...	4·43	21·09	17·33	4·90	1·03	....	3·06	0·83	5·23	25·98	8·87	6.42	99·17	113·96	106·11	(28) 104.47
14	Ariencavu ...	7·35	19·27	17·79	6·94	3·87	0 ·96	1·09	...	2·23	12·44	12·58	15·79	100·36	90·03	‡ 95·18	(4) 95·18
15	Shencotta ...	1·08	5·68	11·79	6·95	2·70	1·10	1·00	0·35	1·28	3·31	2·39	7·52	45·15	52·22	44·64	(30) 43·59
16	Quilon taluk ...	8·38	11·68	8·53	6·08	1 01	0·13	0·51	0·86	6·08	10·66	5·41	8·83	65·11	73·10	‡ 66.41	(4) 6 ·41
17	Do. Engineer's Office ...	6·65	17·69	10 99	3·99	0·88	0·15	0·42	0·78	7·39	20.34	5·71	7·56	82·55	88·97	79 05	(39) 86·26
18	Paravoor ...	6·95	16·05	12·35	2·96	1·14	0·30	0·90	0·20	9·90	30·85	8·27	8·62	98·59	98·47	‡ 80·51	(4) 80.51
	Total.....	129·98	332 72	217·44	106.61	21·04	5·42	26·25	14·67	119·69	383·90	172·47	225·30	1758.40	1955·74	1774·43	170·564

‡ Average for the last 4 years 1084—1087.

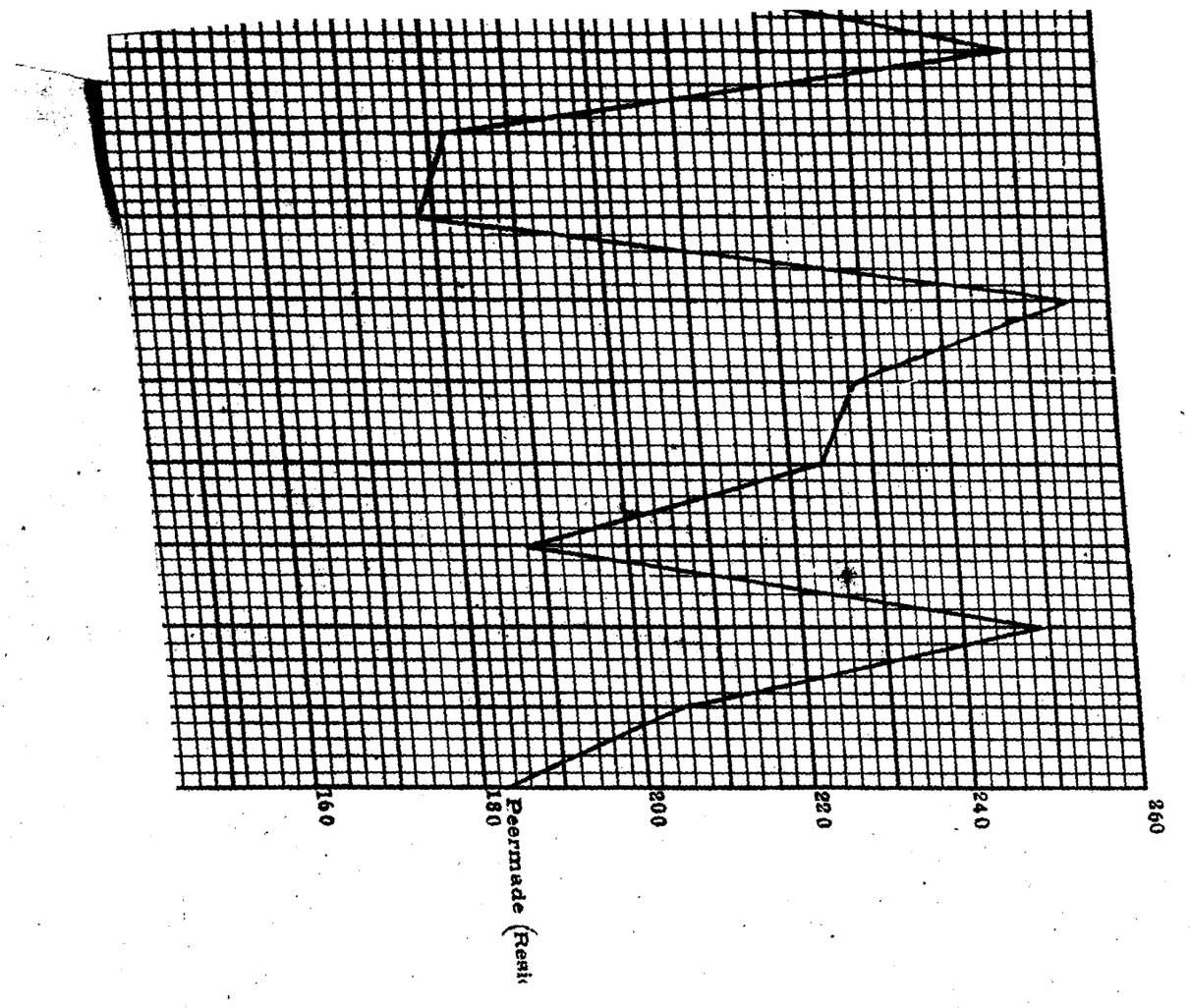

MADRAS RECORD OFFICE

Rainfall Chart

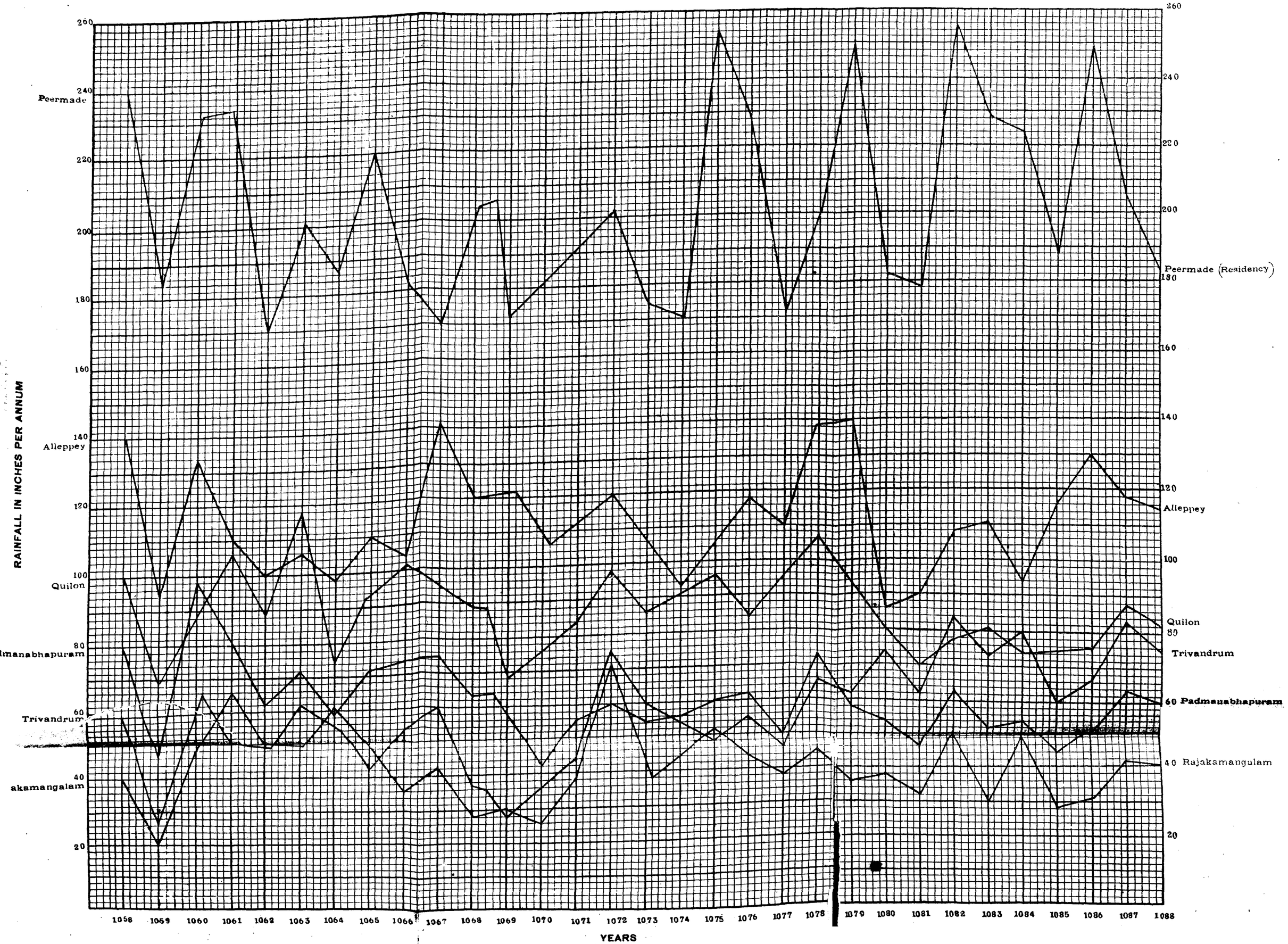

Trivandrum Observatory

23 rd November 1913

Lithographed in Survey Office, Trivandrum. 1913 A.D/1089 M.

APPENDIX XXIII.—(*concld*).

Statement of rainfall for 1088 M. E.

		Avani 1088.	Purattasi.	Alpasi.	Kartikai.	Markali.	Thye.	Mausi.	Panguni.	Chittirai.	Vycausi.	Auni.	Audi.	Total for 1088.	Total for 1087.	Average for the last five years 1083-1087.	Average up to 1087 number of years in brackets.
	Trivandrum Division.																
1	Chirayinkil ...	8·07	12·94	10·01	4·07	1·45	...	1·35	1·32	5·11	16·72	3·66	7·09	71·79	82·31	69·19	68·82 (27)
2	Nedumangad ...	4·45	10·66	10·55	14·28	0·68	0·54	2·42	1·07	8·30	21·32	5·61	6·89	86·77	98·78	76·25	86·28 (27)
3	Trivandrum ...	2·97	11·46	14·54	8·17	2·31	0·06	1·94	1·14	4·97	18·23	4·22	4·84	74·85	84·22	72·71	64·39 (47)
4	Neyyattinkara ...	2·55	10·86	13·09	13·47	2·35	0·03	0·05	4·60	2·96	16·98	3·98	3·76	74·68	76·40	58·57	58.75 (27)
5	Parassala ...							...	1·60	3·60	14·04	4·70	4·68			*50·47	50·47 (5)
	Total.....	18·04	45.92	48·19	39·99	6·79	0·63	5·76	9·73	24·94	87·29	22·17	27·26				
	Padmanabhapuram Division.																
1	Vilavancode ...	2·90	6·66	8·23	3·80	2·07	...		1·65	3·30	12·59	3·84	2·28	47·32	60·17	54·26	41·69 (27)
2	Thiruvattar ...	2·02	8·47	16·04	8·67	1·46	0·03	0·70	0·68	4·44	12·61	2·32	3·35	60·79	53·51	‡55·48	55·48 (1)
3	Padmanabhapuram ...	1·92	9·25	14·00	8·23	2·85	0·07	1·08	...	4·45	10·66	4·28	3·07	60·49	62·94	52·76	53·51 (39)
4	Eraniel ...	1·35	7·75	12·91	5·95	3·70	...	...	...	2·10	9·85	4·10	2·28	49·99	57·48	43·96	36·11 (27)
5	Colachel Magistrate's Office ...	1·68	3·23	14·90	7·39	3·20	...	...	...	0·98	10·15	3·21	1·25	48·99	40·03	‡‡31·36	31·36 (1)
6	Do. Allam ...	0·90	6·73	13·60	6·91	4·10	...	0·50	0·05	2·54	9·09	3·72	2·32	50·46	49·87	41·21	41·21 (4)
7	Rajakamangalam ...	0·49	6·86	9·64	4·33	4·27	0·07	0·15	0·10	1·42	8·27	2·85	1·38	39·83	41·02	35·58	40·41 (35)
8	Agastiswaram ...	0·60	7·15	11·50	2·70	3·60		1·05	0·05	0·65	6·50	2·96	1·45	37·55	43·40	31·60	34·32 (27)
9	Thamarakulam Old Allam ...	0·33	6·78	13·75	3·20	2·64		1·17	...	0·52	5·54	1·88	1·11	36·92	30·02	26·93	34·56 (27)
10	Do. New Allam ...	0·34	7·38	14·20	3·45	2·67	0·12	0·75	.	0·70	4·90	1·20	0·80	33·21	34·78	‡26·77	26·77 (1)
11	Variyoor ...	0·40	5·45	12·95	2·60	2·05	0·15	1·05	...	0·25	4·60	0·90	1·15	31·55	30·95	24·42	30·17 (27)
12	Nagercoil ...	0·63	7·38	12·58	4·26	3·05	...	0·75	0·21	0·82	7·07	2·57	1·33	40·65	47·75	35·25	38·17 (20)
13	Bhuthapandi ...	0·74	7·09	12·74	4·71	1·50	0·43	1·03	0·25	0·40	7·65	3·03	2·96	42·53	47·13	43·51	45·44 (22)
14	Aramboly ...	0·41	9·36	14·55	2·89	1·68	0·18	1·76	0·21	0·61	4·02	1·51	1·65	38·83	48·09	33·37	31·03 (30)
	Total	14·71	102·54	179·19	68·79	38·24	1·05	9·99	3·20	23·18	113·50	38·31	26·38	619·08	647·05	536·46	53.·63
	Hill Stations.																
1	Devikulam ...	10·19	11·76	2·38	4·68	0·78	0.15	1·04	1·55	2·01	14·66	9·71	28·18	87·10	94·17	‡109·34	109·34 (1)
2	Chinnar ...	1·45	4·45	5·95	10·45	1·65				1·45	2·10	1·75	1·15	30·40	18·80	‡23·00	2·00 (4)
3	Poopparai ...	0·81	9·44	4·34	9·32	1·39	0·21	0·46	0·12	4·54	12·57	5·67	16·30	59·20	57·94	‡67·51	67·51 (4)
4	Kumili ...	5·67	5·76	7·45	7·69	6·97	0·10	0·40	0·30	4·14	7·12	6·67	11·80	64·07	61·11	‡64·56	64·56 (1)
5	Peermade Magistrate's Office ...	18·11	15·41	6·23	3·55	0·40	0.13	1·45	0·40	2·85	30·19	23·20	58·49	160·41	410·18	‡251·04	251·04 (1)
6	Do. Residency ...	23·90	24·65	10·30	3·25	..	...	0·70	1·35	4·15	40·00	31·00	13·80	183·10	205·95	218·85	205·92 (39)
	Total.....	60·13	71·50	37·66	38·94	11·19	0·62	4·05	3·72	19·14	107·64	78·00	153·72	584·31	848·12	731·50	720·77

‡ Average for the last 4 years 1084—1087.

* Average for 5 years 1082 to 1086.

APPENDIX XXIV.

Prices of staple food grains.

PRICE PER PARA IN AUDY 1087 AND AUDY 1088.

Taluks.	Paddy. 1087 Rs.	Paddy. 1087 chs.	Paddy. 1087 cash.	Paddy. 1088 Rs.	Paddy. 1088 chs.	Paddy. 1088 cash.	Rice. 1087 Rs.	Rice. 1087 chs.	Rice. 1087 cash.	Rice. 1088 Rs.	Rice. 1088 chs.	Rice. 1088 cash.	Green gram. 1087 Rs.	Green gram. 1087 chs.	Green gram. 1087 cash.	Green gram. 1088 Rs.	Green gram. 1088 chs.	Green gram. 1088 cash.	Big peas. 1087 Rs.	Big peas. 1087 chs.	Big peas. 1087 cash.	Big peas. 1088 Rs.	Big peas. 1088 chs.	Big peas. 1088 cash.	Gram. 1087 Rs.	Gram. 1087 chs.	Gram. 1087 cash.	Gram. 1088 Rs.	Gram. 1088 chs.	Gram. 1088 cash.	Bengal gram. 1087 Rs.	Bengal gram. 1087 chs.	Bengal gram. 1087 cash.	Bengal gram. 1088 Rs.	Bengal gram. 1088 chs.	Bengal gram. 1088 cash.	Black peas. 1087 Rs.	Black peas. 1087 chs.	Black peas. 1087 cash.	Black peas. 1088 Rs.	Black peas. 1088 chs.	Black peas. 1088 cash.
Tovala	...	25	1	...	20	2	2	2	13	1	17	...	2	2	13	1	11	6	1	12	...	1	5	12	2	1	6	1	20	12	...	25	7	1	...	2	...	...	...	...	...
Agastiswaram	...	25	7	...	23	12	2	6	3	1	25	12	2	2	15	1	18	14	1	12	...	1	12	10	2	2	2	2	25	7	...	26	11	...	...	...	...	...	...	...	...
Eraniel	...	20	...	...	23	...	1	22	...	1	24	...	1	25	...	1	20	...	1	14	8	1	16	...	1	10	...	1	24	...	1	1	12	...	24	...	...	...	...	...	...
Kalkulam	...	19	10	...	19	8	1	18	8	1	18	...	1	1	4	1	17	...	...	23	12	1	13	4	1	7	8	1	22	...	...	27	12	...	25	...	...	...	...	...	...
Vilavankode	...	20	12	...	21	...	1	20	12	1	21	4	1	18	...	1	18	...	1	2	...	1	2	...	1	18	...	1	18	...	...	27	...	1	...	...	...	...	...	...	...
Neyyattinkara	...	20	...	...	20	...	1	21	11	1	21	11	1	21	11	1	21	11	...	...	...	...	...	...	1	4	...	1	4	...	...	...	...	...	...	...	1	25	5	1	25	5
Nedumangad	...	20	13	1	1	1	1	20	14	1	20	...	1	13	5	1	24	...	...	...	...	...	...	...	1	8	9	1	1	1	...	...	...	...	...	...	1	17	11	1	21	4
Trivandrum	...	26	10	1	1	13	1	25	5	1	24	4	1	13	5	1	25	5	...	...	...	...	...	...	1	4	...	1	1	9	...	...	...	...	...	...	1	13	5	1	25	5
Chirayinkil	...	20	...	...	19	6	1	12	...	1	9	10	1	4	...	1	12	...	...	...	...	...	...	...	1	5	5	1	4	...	...	...	...	...	...	...	1	12	...	1	12	...
Quilon	...	25	...	...	25	...	1	23	...	1	27	...	1	27	...	2	4	...	...	...	...	...	...	...	1	17	...	1	7	...	1	17	...	2	4	...	1	22	...	2	4	...
Kottarakara	...	22	...	...	23	...	1	24	...	1	26	...	1	26	...	1	27	...	...	...	...	...	...	...	...	27	...	...	27	...	2	3	...	2	4	...	1	26	...	1	27	...
Pathanapuram	...	22	...	...	24	...	2	...	...	2	...	...	2	4	...	1	20	...	...	...	...	...	...	...	1	12	...	1	12	...	1	22	...	1	22	...	2	4	5	2	4	...
Shencotta	...	20	...	...	19	8	1	16	...	1	25	...	1	25	4	1	18	...	...	...	...	...	...	...	...	20	...	...	21	...	2	8	...	1	12	2	1	25	4	1	18	...
Kunnattur	...	21	...	...	25	...	1	17	8	2	...	8	1	15	...	1	16	...	...	...	...	...	...	...	...	24	10	1	3	8	1	15	...	1	16	...	1	15	...	1	16	...
Karunagapalli	...	25	...	...	25	4	1	24	...	1	24	...	1	22	...	1	22	...	...	...	...	...	...	...	1	7	...	1	7	...	1	14	8	1	17	...	1	20	8	1	24	8
Kartigapalli	...	23	4	...	18	10	1	19	10	1	18	6	1	24	...	1	22	...	...	...	...	...	...	...	1	3	8	1	7	...	1	11	8	1	16	...	1	22	8	1	22	...
Mavelikara	...	23	4	...	22	8	1	21	...	1	17	8	1	27	...	1	22	...	...	...	...	...	...	...	1	9	8	2	4	...	1	12	...	1	12	...	1	22	...	2	4	...
Chenganur	...	24	...	...	25	...	2	...	...	2	4	...	1	34	...	1	14	...	...	...	...	...	...	...	...	25	...	1	...	...	1	12	...	1	17	...	1	14	...	2	2	...
Tiruvella	...	23	1	...	21	...	2	2	10	2	1	...	2	5	...	2	8	...	...	...	...	...	...	...	1	12	...	1	20	...	1	10	...	1	12	...	2	4	8	2	8	...
Ambalapuzha	...	24	8	...	26	...	2	2	...	2	2	...	1	22	8	2	27	...	...	...	...	...	...	...	1	13	4	1	14	...	1	21	12	1	22	...	1	23	...	1	22	...
Shertallay	...	21	...	...	23	8	...	...	...	...	...	...	1	12	...	1	4	...	1	18	...	1	14	...	1	27	...	1	27	...	1	17	...	1	12	...	1	22	...	1	24	...
Vaikam	...	21	...	...	21	...	...	...	...	...	...	...	1	6	8	1	8	...	1	7	...	1	17	...	1	17	...	1	19	8	...	...	...	1	12	...	1	22	...	1	22	...
Ettumanur	...	21	...	...	21	...	...	...	...	...	...	...	1	2	...	1	2	...	1	12	...	1	17	...	1	17	...	...	...	...	...	...	...	1	22	...	1	27	...	2	2	...
Kottayam	...	20	...	...	18	2	...	...	...	...	...	...	1	1	8	1	4	...	1	17	...	1	21	...	1	22	...	1	22	...	1	12	...	1	12	...	1	22	...	1	27	...
Changanacherri	...	20	10	...	18	8	...	...	...	...	...	...	1	7	...	1	7	...	1	19	12	1	22	...	...	...	...	...	...	...	...	...	...	1	22	...	1	22	...	1	27	...
Minachil	...	22	...	...	25	...	...	...	...	...	...	...	1	2	...	1	2	...	1	22	...	1	22	...	1	22	...	1	22	...	1	22	...	1	22	...	2	1	8	...	...	...
Muvattupuzha	...	22	...	...	25	...	...	...	...	...	...	...	1	2	...	1	9	8	1	12	...	1	22	...	1	22	...	1	22	...	1	22	...	1	22	...	2	4	...	2	4	...
Thodupuzha	...	20	12	...	21	1	...	...	...	...	...	...	1	...	12	1	4	4	1	12	...	1	22	...	1	17	...	1	20	5	1	22	...	1	13	7	1	12	...	1	18	14
Kunnatnad	...	18	8	...	20	...	...	...	...	...	...	...	1	...	...	1	7	...	1	12	...	1	22	...	1	17	...	1	22	...	1	12	...	1	7	...	1	12	...	1	22	...
Alengad	...	19	...	...	20	...	...	...	...	...	...	...	1	...	...	1	...	...	24	...	...	24	...	...	1	8	...	1	4	...	1	4	...	1	4	...	1	...	...	1	2	...
Parur	...	22	...	...	20	12	...	...	...	...	...	...	1	7	9	1	...	8	1	9	...	1	12	4	1	20	...	1	17	...	1	10	...	1	7	12	1	20	...	1	19	12
Devikulam	...	...	...	...	...	...	2	10	14	2	14	2	...	...	...	...	...	...	...	...	...	...	...	...	...	...	...	...	...	...	...	...	...	...	...	...	...	...	...	...	...	...

Taluks.	Dhall. 1087 Rs.	Dhall. 1087 chs.	Dhall. 1087 cash.	Dhall. 1088 Rs.	Dhall. 1088 chs.	Dhall. 1088 cash.	Wheat. 1087 Rs.	Wheat. 1087 chs.	Wheat. 1087 cash.	Wheat. 1088 Rs.	Wheat. 1088 chs.	Wheat. 1088 cash.	Raggy. 1087 Rs.	Raggy. 1087 chs.	Raggy. 1087 cash.	Raggy. 1088 Rs.	Raggy. 1088 chs.	Raggy. 1088 cash.	Millet. 1087 Rs.	Millet. 1087 chs.	Millet. 1087 cash.	Millet. 1088 Rs.	Millet. 1088 chs.	Millet. 1088 cash.	Cholam. 1087 Rs.	Cholam. 1087 chs.	Cholam. 1087 cash.	Cholam. 1088 Rs.	Cholam. 1088 chs.	Cholam. 1088 cash.	Gingelly. 1087 Rs.	Gingelly. 1087 chs.	Gingelly. 1087 cash.	Gingelly. 1088 Rs.	Gingelly. 1088 chs.	Gingelly. 1088 cash.
Tovala	...	...	...	2	...	...	1	12	5	2	6	3	2	26	8	...	...	...	...	...	...	...	...	...	...	...	...	...	...	...	...	...	...	...	...	...
Agastiswaram	...	...	...	2	2	15	1	21	6	2	6	3	3	14	12	...	...	...	...	...	...	...	...	...	...	...	...	...	...	...	...	...	...	...	...	...
Eraniel	...	...	...	1	25	...	1	6	...	1	21	...	1	21	...	...	...	...	...	...	...	...	...	...	...	...	...	...	...	...	...	...	...	...	...	...
Kalkulam	...	...	...	1	21	4	1	20	12	2	4	...	2	4	...	...	...	...	...	...	...	...	...	...	...	...	...	...	...	...	...	...	...	...	...	...
Vilavankode	...	...	...	1	25	8	1	26	...	2	18	...	2	18	...	...	...	...	...	...	...	...	...	...	...	...	...	...	...	...	...	...	...	...	...	...
Neyyattinkara	...	...	...	...	...	...	...	...	...	...	...	...	...	...	...	...	...	...	...	...	...	...	...	...	...	...	...	...	...	...	...	...	...	...	...	...
Nedumangad	...	...	...	...	...	...	...	...	...	...	...	...	...	...	...	...	...	...	...	...	...	...	...	...	...	...	...	...	...	...	...	...	...	...	...	...
Trivandrum	...	...	...	...	...	...	...	...	...	...	...	...	...	...	...	...	...	...	...	...	...	...	...	...	...	...	...	...	...	...	...	...	...	...	...	...
Chirayinkil	...	...	...	...	...	...	...	...	...	...	...	...	...	...	...	...	...	...	...	...	...	...	...	...	...	...	...	...	...	...	...	...	...	...	...	...
Quilon	...	...	...	...	...	...	...	...	...	...	...	...	...	...	...	...	...	...	...	...	...	...	...	...	...	...	...	...	...	...	...	...	...	...	...	...
Kottarakara	1	27	...	2	14	...	2	14	...	2	9	...	1	3	8	1	...	...	2	14	...	1	27	...	1	12	...	1	6	...	1	6	...	3	1	8
Pathanapuram	2	2	...	2	3	...	2	3	...	2	4	...	21	...	...	22	...	...	23	...	...	24	...	...	...	...	...	...	...	...	2	22	...	2	4	...
Sheucotta	2	4	...	2	4	...	1	12	...	1	12	...	20	...	...	24	...	...	24	...	...	1	...	...	1	12	...	1	12	...	3	14	...	4	...	...
Kunnattur	2	19	...	1	21	...	1	25	4	1	25	...	16	11	...	16	...	...	16	...	...	15	4	...	21	7	...	21	5	2	8	...	2	16	...
Karunagapalli	1	23	...	1	22	...	2	...	...	2	5	8	22	...	...	25	...	...	24	...	...	25	...	...	...	...	...	...	...	...	3	...	...	3	...	...
Kartigapalli	1	17	...	2	4	...	2	4	...	2	4	...	25	...	1	2	...	...	1	2	...	1	12	...	...	...	...	...	...	...	2	14	...	2	1	8
Mavelikara	2	...	...	2	...	...	2	...	...	2	3	...	20	...	...	20	...	...	2	10	...	2	11	8	2	16	...	...	16	...	2	24	...	2	4	...
Chenganur	2	4	...	2	14	...	2	4	...	1	7	...	16	...	...	16	...	...	22	8	...	20	...	...	...	...	...	...	...	...	1	27	...	2	4	...
Tiruvella	1	15	...	1	17	...	1	24	...	2	...	...	20	...	...	24	...	...	25	...	...	1	...	...	...	...	...	...	...	...	3	...	...	3	...	...
Ambalapuzha	2	...	...	2	4	...	2	7	...	2	24	...	...	...	...	...	...	...	1	6	14	1	16	...	2	4	...	2	5	...	2	15	2	2	2	...
Shertallay	1	27	8	1	27	...	2	3	12	2	4	...	...	...	...	...	...	...	1	21	8	1	22	...	...	...	...	...	...	...	2	12	8	2	8	...
Vaikam	1	22	...	2	...	...	1	22	...	1	27	...	...	...	...	...	...	...	1	2	...	1	9	...	...	...	...	...	...	...	...	...	...	...	...	...
Ettumanur	2	2	...	2	4	...	2	2	...	1	27	...	...	...	...	...	...	...	2	14	...	2	4	...	...	...	...	...	...	...	...	...	...	...	...	...
Kottayam	1	22	...	1	27	...	1	22	...	1	22	...	...	...	...	...	...	...	1	22	...	1	25	...	...	...	...	...	...	...	...	...	...	...	...	...
Changanacherri	1	22	...	1	22	...	2	10	...	1	4	...	...	...	...	...	...	...	25	...	...	1	4	...	...	...	...	...	...	...	...	...	...	...	...	...
Minachil	...	...	...	2	4	...	3	18	...	...	...	...	...	...	...	...	...	...	1	2	...	1	17	...	...	...	...	...	...	...	...	...	...	...	...	...
Muvattupuzha	1	22	...	2	4	...	2	4	...	1	12	...	...	...	...	...	...	...	1	12	...	1	12	...	...	...	...	...	...	...	...	...	...	...	...	...
Thodupuzha	2	6	8	1	17	...	2	6	8	1	17	...	...	...	...	...	...	...	17	...	...	19	...	...	...	...	...	...	...	...	...	...	...	...	...	...
Kunnatnad	1	21	9	1	22	...	2	4	6	...	...	...	...	...	...	...	...	...	20	12	1	2	...	...	...	...	...	...	...	...	...	...	...	...	...	...
Alengad	2	4	...	1	22	...	1	22	...	...	...	...	...	...	...	...	...	...	24	...	...	25	...	...	...	...	...	...	...	...	...	...	...	...	...	...
Parur	1	2	...	1	8	...	1	20	...	1	24	...	...	...	...	...	...	...	21	...	...	19	...	...	...	...	...	...	...	...	...	...	...	...	...	...
Devikulam	1	20	4	1	24	...	1	27	8	...	...	...	...	...	...	...	...	...	2	...	...	2	5	...	...	...	...	...	...	...	...	...	...	...	...	...
	...	...	...	2	20	...	2	20	...	1	9	5	1	...	8	1	23	9	...	26	13	1	17	...	...	25	5	...	...	...	...	...	...	...	...	...

APPENDIX XXV.

Agricultural Stock during 1088 M. E.

Division.	Horses and Cattle. Bullocks.	Cows.	Buffaloes. Male.	Buffaloes. Female.	Horses.	Mares.	Colts and Fillies.	Asses.	Sheep and Goats.	Ploughs. With two bullocks.	Ploughs. With four bullocks.	Carts. Riding.	Carts. Load carrying.	Remarks.
Padmanabhapuram ...	31,846	29,367	14,102	9,934	257	146	47	2,356	42,381	24,488	...	3,164	3,458	
Trivandum	41,895	32,107	24,230	6,284	709	466	18	78	43,541	42,631	...	2,641	3,118	
Quilon	1,24,308	1,71,165	16,052	13,406	317	102	...	305	1,13,211	78,908	...	1,170	5,006	
Kottayam	1,08,660	82,085	19,871	15,721	141	66	30	...	44,230	60,634	...	2,056	319	
Devikulam	4,582	6,314	1,859	1,453	75	27	13	61	2,300	2,164	...	53	645	
Total.....	3,11,291	3,21,068	76,114	46,798	1,499	807	108	2,800	2,45,663	2,08,820	...	9,084	12,541	

Abstract Statement of the Expenditure on Public Works for 1088 M. E. (1912-1913) by Service and Departmental Heads

No.	Service and Major Heads.		Original Works.	Improvements and Special Repairs.	Annual Maintenance.	Total.
			Rs.	Rs.	Rs.	Rs.
	I. ORDINARY PUBLIC WORKS.					
	i BUILDINGS.					
1	Land Revenue	...	11,186	16,834	1,397	28,917
2	Salt	...	2,567	4,842	...	7,409
3	Excise	...	42,318	...	...	42,318
4	Customs	...	1,546	—378	...	1,168
6	Forest	...	42,281	4,990	437	47,708
7	Stamp	...	...	...	...	...
8	Registration	...	1,023	1,235	205	2,463
9 A	Law & Justice—Courts of Law	...	31,368	14,780	...	46,148
9 B	Do. —Jails	...	10,498	415	3,180	14,093
10	Palace	...	11,023	9,815	3,773	24,611
11	Elephant & Horse Department	...	...	5,945	...	5,945
12	General Administration	...	30	2,974	2,205	5,209
13	Stationery & Printing	...	...	2,211	...	2,211
14	Mint	...	...	...	...	...
15	Police	...	3,562	5,158	512	9,232
16	Education	...	1,58,977	18,164	5,761	1,82,002
17	Science, Arts & Minor Departments	...	17,406	10,329	2,264	29,999
18	Medical & Sanitary	...	14,453	11,184	8,478	64,115
19	Devaswoms	...	...	6,631	...	6,631
20	Charitable Institutions	...	...	5,163	...	5,163
21	Military	...	7,857	16,500	7,006	31,363
22	P. W. Proper:—					
	i. P. W. D. Buildings	...	23,655	30,779	25,634	80,068
	ii. Travellers' Bungalows	...	26,689	2,774	10,235	39,698
	iii. Chatrams	...	10,055	3,777	136	13,968

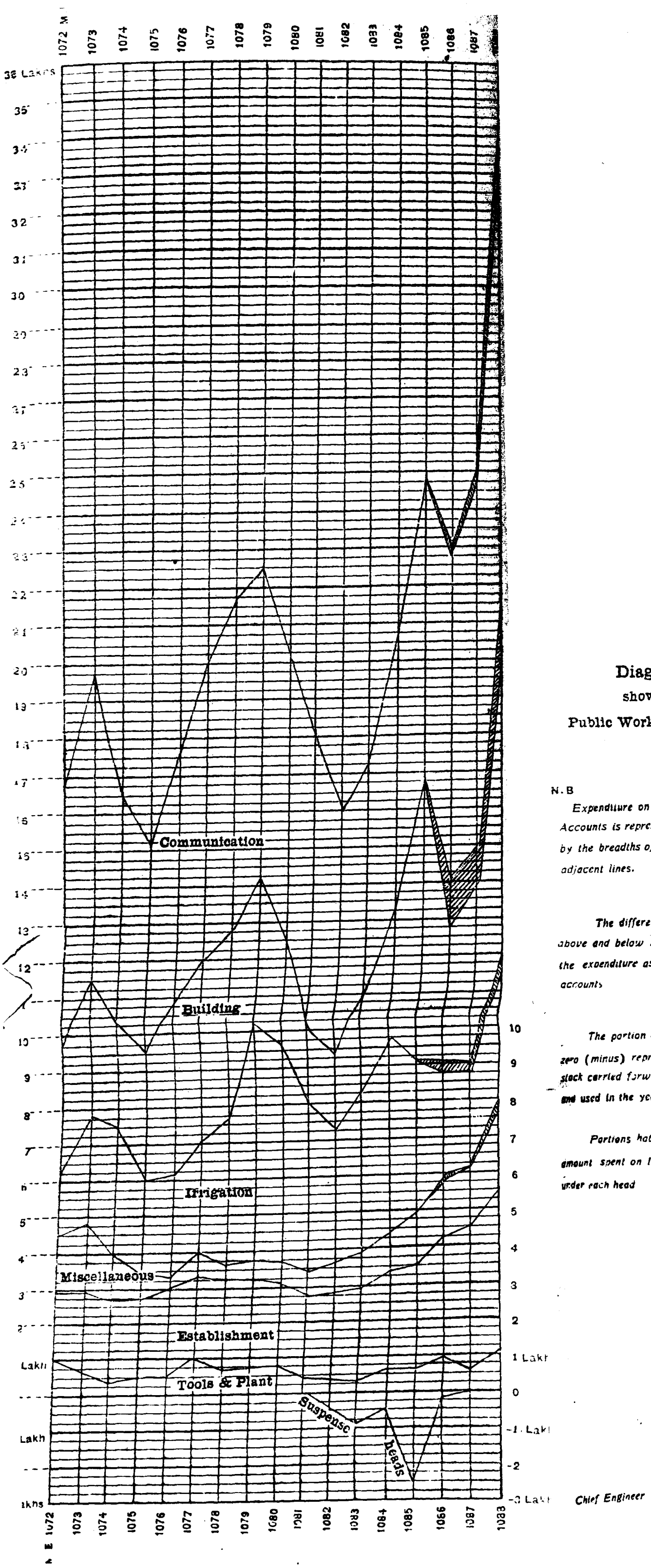

Diagram
showing
Public Works Expenditure

N.B

Expenditure on the different heads of Accounts is represented on this diagram by the breadths of the spaces between adjacent lines.

The difference between the totals above and below zero (axis) represents the expenditure as per departmental accounts

The portion of the diagram below zero (minus) represents the value of stock carried forward in the last year and used in the year under review

Portions hatched represent the amount spent on land compensation under each head

Chief Engineer

Lithographed in Survey Office, Trivandrum. 1913 A.D/1089 M.E.

APPENDIX XXVI. (*concluded*).

Abstract Statement of Expenditure on Public Works for 1088 M. E. (1912-1913) by Service and Departmental Heads.

No.	Service and Major Heads.	Original Works.	Improvements and Special Repairs.	Annual Maintenance	Total.
		Rs.	Rs.	Rs.	Rs.
25	Miscellaneous ...	1,08,414	52,411	16,955	1,77,783
28	Post or Anchal ...	8,729	811	...	9,540
	Total of Buildings ...	5,62,737	2,26,847	88,178	8,77,762
	ii. COMMUNICATIONS.				
6	Forest:—				
	i. Roads ...	20,838	1,892	4,213	26,943
	ii. Bridges ...	2,176	...	...	2,176
22	P. W. Proper:—				
	iv. (*a*) Main roads ...	71,567	2,66,430	3,73,603	7,11,600
	(*b*) Village roads ...	...	...	42,020	42,020
	v. Traces ...	...	...	4,779	4,779
	vi. Ferries ...	4,288	545	16,328	21,161
	vii. Bridges & culverts ...	1,17,879	1,62,219	...	2,80,098
31	Canals ...	31,149	93,254	49,306	1,73,709
	Miscellaneous ...	11,108	3,169	...	14,277
	Total of Communications.....	2,59,005	5,27,509	4,90,249	12,76,763
	iii. MISCELLANEOUS PUBLIC IMPROVEMENTS.				
5	Marine ...	73,587	8,530	3,715	85,832
18	Medical and Sanitary ...	9,015	2,405	287	11,707
32	P. W. Proper:—				
	viii. Lighting ...	52	4,261	21,058	25,371
	x. Water supply ...	6,330	7,412	1,623	15,365
	xi. Drainage & sewerage ...	370	...	1,574	1,944
	Miscellaneous ...	218	...	...	218
	Total of Miscellaneous Public Improvements ...	89,572	22,608	28,257	1,40,437
	Total of Ordinary Public Works...	9,11,314	7,76,964	6,06,684	22,94,962
	II. REPRODUCTIVE WORKS.				
	Irrigation Major:—				
	i. Head Works ...	10,593	...	...	10,593
	ii. Main Canals & Branches ...	2,57,597	1,03,527	...	3,61,124
	iii. Minor Schemes & Miscellaneous	15,925	...	...	15,925
	P. W. D. Proper:—				
	ix. Minor Irrigation ...	12,750	61,777	56,503	1,31,030
	Total of Reproductive Works ...	2,96,865	1,65,304	56,503	5,18,672
	Total of Works I. and II. ...	12,08,179	9,42,268	6,63,187	28,13,634
	Establishment ...				4,35,031
	Tools & Plant, Suspense & Refunds				1,07,819
	Grand Total				33,56,484

APPENDIX XXVII.

Vital Statistics of the Travancore State for the year 1088 M. E.

Population as per Census of 1911.	Population of Registration Circles.	Serial No.	Registration Circles (Municipal and Rural).	Births. 1088.	Births. 1087.	Births. Increase.	Births. Decrease.	Birth-rate for 1088.	Birth-rate for 1087.	Deaths. 1088.	Deaths. 1087.	Deaths. Increase.	Deaths. Decrease.	Death-rate for 1088.	Death-rate for 1087.	Infantile mortality.	Ratio of infantile mortality to registered births.
34,503	34,503	1	Tovala	599	585	14	...	17·33	16·95	565	582	...	17	16·38	16·86	91	151·92
75,027	75,027	2	Agastiswaram	1,732	1,312	420	...	23·08	17·62	1,459	1,083	376	...	19·44	14·55	170	98·11
1,16,955	1,16,955	3	Eraniel	1,614	1,761	...	147	13·80	14·22	1,689	1,253	436	...	16·16	10·04	111	68·77
68,358	68,358	4	Kalkulam	953	1,302	...	349	13·94	17·08	1,137	1,068	69	...	16·63	14·01	78	81·84
90,680	90,680	5	Vilavankode	1,514	1,395	119	...	16·69	15·38	1,367	923	444	...	15·07	10·17	67	44·25
1,77,850	1,77,850	6	Neyyattinkara	2,751	2,618	133	...	15·45	14·65	2,300	2,220	80	...	12·98	12·44	207	75·24
91,577	91,577	7	Trivandrum	1,359	1,469	...	119	14·74	16·04	1,156	1,480	...	324	12·62	16·16	122	90·37
88,147	88,147	8	Nedumangad	2,023	1,993	30	...	22·95	22·60	1,473	1,529	...	56	16·71	17·34	216	106·77
1,35,877	1,35,877	9	Chirayinkil	3,278	2,928	350	...	24·12	21·51	2,137	2,259	...	122	17·05	16·62	253	77·51
90,309	90,309	10	Kottarakara	1,127	1,200	...	73	13·58	13·28	911	1,007	...	96	9·97	11·15	66	58·58
56,769	56,769	11	Pathanapuram	1,017	1,018	...	1	18·11	18·16	831	889	...	58	14·63	15·60	109	104·18
27,993	27,993	12	Shencottah	870	970	...	100	31·08	34·65	610	768	...	128	23·23	27·43	153	175·86
1,44,959	1,44,959	13	Quilon	2,205	2,286	...	81	19·18	15·76	1,877	1,908	...	31	12·94	13·16	149	67·57
91,309	91,309	14	Kunnattur	1,825	1,684	141	...	19·98	18·42	1,423	1,268	155	...	15·58	13·87	125	68·49
1,34,107	1,34,107	15	Karunagapalli	2,582	2,519	63	...	19·26	18·78	2,241	2,266	...	22	15·99	16·89	205	81·25
1,09,417	1,09,417	16	Kartigapalli	1,778	1,989	...	211	16·41	18·17	1,618	1,743	...	125	14·76	15·92	136	76·48
1,30,364	1,30,364	17	Mavelikara	1,990	2,132	...	142	15·26	16·36	1,769	1,913	...	144	13·57	14·67	169	84·92
1,26,439	1,26,439	18	Chengannur	2,051	2,126	...	75	16·21	16·81	1,659	1,858	...	119	13·12	14·69	129	62·89
1,65,799	1,65,799	19	Tiruvallah	3,142	2,603	539	...	18·95	15·69	2,194	2,230	...	36	13·23	13·45	238	75·74
91,572	91,572	20	Ampalapuzha	1,609	1,657	...	48	17·56	18·09	1,378	1,298	80	...	15·05	14·17	67	41·64
1,52,210	1,52,210	21	Shertallay	3,418	2,737	681	...	22·45	17·98	3,063	2,199	864	...	20·12	14·44	287	83·97
1,15,780	1,15,780	22	Vaikam	2,116	2,097	19	...	18·27	18·11	1,937	2,069	...	132	16·73	17·87	128	60·44
90,591	90,591	23	Ettumanur	1,647	1,680	...	33	18·18	18·54	1,392	1,526	...	134	15·37	16·84	164	99·57
96,998	96,998	24	Kottayam	1,626	1,318	308	...	16·76	13·58	1,414	1,272	142	...	14·57	13·11	139	85·48
84,387	84,387	25	Changanachery	1,379	1,390	...	11	16·34	14·44	1,117	1,327	...	210	13·51	13·78	110	78·31
78,871	78,871	26	Minachil	2,281	2,250	31	...	28·93	28·63	1,295	1,217	78	...	16·43	15·48	161	70·58
1,38,392	1,38,392	27	Muvattupuzha	2,120	2,173	247	...	17·48	15·70	2,030	2,115	...	85	14·67	15·28	173	71·48
38,425	38,425	28	Todupuzha	657	752	...	95	17·09	19·57	152	550	...	98	11·76	14·31	57	86·76
1,18,693	1,18,693	29	Kunnatnad	2,025	1,984	41	...	17·06	16·71	1,840	1,931	...	91	15·50	16·26	117	57·77
1,04,967	1,04,967	30	Alengad	1,730	1,251	479	...	16·48	11·91	1,596	1,240	356	...	15·20	11·81	75	13·35
71,320	71,320	31	Parur	1,343	1,409	...	66	18·83	17·50	1,197	1,067	130	...	16·78	13·25	81	60·29
23,458	23,458	32	Deviculam	107	121	...	14	4·56	5·11	120	121	...	1	5·12	5·11	19	177·56
45,104	45,104	33	Peermade	943	808	135	...	20·97	17·91	693	658	35	...	15·37	14·58	51	54·08
32,07,289	32,07,289		Total.....	57,732	55,547	2,185	...	18·01	17·12	47,964	46,828	1,136	...	14·96	14·43	4,423	76·61
29,883	29,883	1	Municipal Towns. Nagercoil	916	802	114	...	30·65	26·83	799	699	100	...	26·68	23·09	147	15·04
63,561	63,561	2	Trivandrum	1,775	2,118	...	343	27·92	33·32	1,534	2,022	...	188	24·13	31·81	289	162·76
18,839	18,839	3	Quilon	630	610	20	...	33·44	32·37	346	417	...	71	18·05	21·81	24	38·09
25,665	25,665	4	Alleppey	415	492	...	77	16·17	19·17	551	544	10	...	21·47	21·07	77	185·54
15,141	15,141	5	Kottayam	429	395	34	...	28·33	26·08	210	304	...	94	13·88	20·07	43	100·23
3,869	3,869	6	Alwaye	192	105	87	...	49·62	27·13	141	111	30	...	3·64	28·68	27	140·62
5,830	5,830	7	Kayenculam	160	234	...	74	27·44	40·13	96	146	...	50	16·46	25·04	11	68·75
7,969	7,969	8	Thiruvella	259	162	97	...	32·64	20·32	206	140	66	...	2·59	17·56	15	57·91
4,044	4,044	9	Vaikom	215	215	...	...	53·16	53·11	240	219	21	...	5·93	54·10	34	158·14
10,309	10,309	10	Shencottah	357	203	154	...	34·63	19·69	284	113	171	...	27·55	10·96	93	260·51
6,828	6,828	11	Colachel	145	...	145	...	21·23	...	153	...	153	...	22·40	...	19	131·03
7,853	7,853	12	Padmanabhapuram	139	...	139	...	17·81	...	131	...	131	...	16·70	...	18	129·49
11,854	11,854	13	Changanacheri	258	...	258	...	21·76	...	182	...	182	...	15·36	...	21	81·39
9,188	9,188	14	Parur	212	...	212	...	25·26	...	134	...	134	...	14·60	...	29	136·79
853	853	15	Neyattinkarai	48	...	48	...	57·44	...	15	...	15	...	17·60	...	2	41·66
2,21,686	2,21,686		Total.....	6,150	5,336	814	...	27·74	28·82	5,016	4,697	319	...	22·62	25·37	849	138·04
34,28,975	34,28,975		Grand Total.....	63,882	60,883	2,999	...	18·63	17·76	52,980	51,525	1,455	...	15·02	15·03	5,272	85·74

APPENDIX XXIX.

Statement of Medical Relief afforded in the Travancore State during the year 1088.

Serial Number.	Names of Institutions.	Number of patients treated. Out-door	Number of patients treated. In-door.	Result of in-door patients. Discharged.	Result of in-door patients. Absented.	Result of in-door patients. Died.	Result of in-door patients. Remaining under treatment.	Average daily attendance in and out.	Remarks.
1	Sirkar Hospitals and Dispensaries								
2	General Hospital (Government) ...	20,864	3,692	2,576	327	79	66	207.47	
3	Ophthalmic Hospital ...	5,917	273	247	4	3	18	78.79	
4	Hospital for Incurables ...	3,763	471	369	3	31	48	96.60	
5	Women and Children's Hospital	10,466	2,070	1,966	11	82	65	195.24	
6	District Hospital, Alwaye ...	4,909	856	588	14	30	35	160.03	
7	do. do. Kottayam ...	27,304	963	211	11	108	8	62.15	
8	do. do. Alleppey ...	20,705	258	206	12	21	10	96.78	
9	do. do. Kottarakara ...	11,836	352	211	12	26	9	120.73	
10	do. do. Nagercoil ...	20,247	376	191	1	21	8	162.72	
11	do. do. Tellicherry ...	18,609	325	325	1	12	17	120.02	
12	do. do. Mavelikara ...	8,670	275	258	6	14	7	57.92	
13	do. do. Muvattupuzha	21,613	116	98	147	17	12	110.36	
14	do. do. Nasarani ...	16,407	631	559	98	34	14	109.32	
15	do. do. Neyyattinkara	14,550	82	37	31	14	7	61.84	
16	do. do. Pathanamthitta	10,910	143	364	10	11	8	157.88	
17	do. do. Parassala ...	16,360	245	163	13	26	15	177.60	
18	do. do. Parur ...	25,108	1,401	1,205	58	76	22	46.40	
19	do. do. Quilon ...	7,617	137	123	2	7	5	58.39	
20	do. do. Shencotta ...	24,692	353	320	23	10	10	145.45	
21	do. do. Tiruvella ...	20,124	267	239	11	15	11	93.95	
22	Victoria Hospital, Quilon ...	12,221	170	150	9	12	11	11.96	
23	Palace Dispensary ...	2,196	85	79	1	1	3	17.00	
24	Sub-Dispensary ...	4,471	32	12	1	1	1	13.76	
25	Fort Dispensary ...	7,100	1	1	1	2	1	32.57	
26	District Dispensary, Adoor ...	9,110	23	16	1	1	5	31.96	
27	do. do. Ambalapuzha	5,236	96	72	9	9	6	29.95	
28	do. do. Attingal ...	6,134	251	172	7	10	13	19.96	
29	do. do. Bhanjapandi	20,258	310	250	11	11	8	72.95	
30	do. do. Changannacherri	13,276	31	31	6	1	1	95.95	
31	do. do. Chirayinkil	9,651	42	151	1	9	2	46.14	
32	do. do. Cobichel	7,157	166	21	1	1	1	46.40	
33	do. do. Devikulam	2,113	22	1	1	5	9	58.39	
34	do. do. Ernakulam	11,852	1	1	1	3	6	145.45	
35	do. do. Haripad	12,025	210	202	2	3	6	93.95	
36	do. do. Karunagapalli	16,884	2	1	1	1	1	11.96	
37	do. do. Kayankulam	9,911	13	8	1	1	1	17.00	
38	do. do. Kothamangalam	13,530	25	26	2	1	1	32.57	
39	do. do. Kottayam	4,405	18	17	1	1	1	31.96	
40	do. do. Kottarakara	9,145	260	197	5	10	6	29.95	
41	do. do. Kozhencheri	20,046	210	202	3	7	6	95.95	
42	do. do. Kulasekharam	13,191	2	2	1	1	1	20.84	
43	do. do. Marayoor ...	2,170	1	1	1	1	1	56.95	
44	do. do. Mundakayam	6,771	238	220	1	10	1	14.95	
45	do. do. Neyyattinkara	11,471	126	96	1	1	1	24.91	
46	do. do. Nemmanagal	2,758	1	1	1	1	1	47.96	
47	do. do. Pennadam	6,240	125	102	1	1	1	10.23	
48	do. do. Pottanadu	9,186	11	8	1	1	1	68.96	
49	do. do. Tellicherry	1,699	9	8	2	3	1	19.95	
50	do. do. Calicut	15,227	208	177	2	28	1	3,961.11	
51	do. do. Vaikam ...								
	Total ...	6,07,109	15,618	13,129	945	719	625	3,961.11	
52	Sirkar Special Institutions								
53	Lunatic Asylum ...	...	22	6	...	13	3	22.75	
54	Leper Asylum ...	...	616	599	...	17	1	7.72	
55	Special Dispensaries ...	15,100	...	...	...	...	...	130.96	
56	Contagious Disease Shed, Trivandrum	...	39	25	...	11	3	85	
	Total ...	15,100	677	635	...	41	3	144.43	
57	Jails.								
58	Central Jail Hospital, Trivandrum	1,692	578	564	...	19	6	33.25	
59	District Jail, Quilon ...	...	...	...	...	...	...	...	
60	do. do. Alleppey ...	...	7	7	...	...	...	10	
61	do. do. Nagercoil ...	...	19	19	...	...	...	14	
62	do. do. Parur ...	...	...	...	...	...	...	...	
	Total ...	1,692	604	590	...	19	2	33.25	
63	Grant-in-aid Hospitals and Dispensaries.								
64	Grant-in-aid Hospital, Nagercoil	10,572	1,161	1,086	45	45	33	57.35	
65	do. do. Maveliikara	14,801	837	613	10	10	25	76.22	
66	do. do. Kottayam	11,477	96	55	...	16	25	41.31	
67	do. do. Dispensary, Peermedu	10,339	87	78	...	7	1	29.90	
68	do. do. do. Ashamboe	5,003	61	61	...	...	...	15.28	
69	do. do. do. Arpukara	7,157	...	...	...	...	...	33.14	
70	do. do. do. Kulathupuzha	12,532	...	...	...	...	...	23.33	
71	do. do. do. Sooranad	6,001	...	...	...	...	...	58.51	
72	do. do. do. Munnar ...	5,667	...	...	...	...	...	65.62	
73	do. do. do. Yellapatty	6,197	...	...	...	...	...	64.98	
74	do. do. Cullerine Beach Hospital, Vadasery	707	198	189	1	...	...	61.71	
75	do. Rama Rao's Dispensary, Nedumangalam ...	6,788	93	86	5	5	2	38.75	
76	do. Leper Asylum, Alleppey ...	...	40	11	...	...	24	51.92	
	Total ...	97,719	2,532	2,147	62	113	...	671.11	
77	Grand Total for all Institutions (Government and Aided) ...	7,21,950	19,151	16,902	945	864	613	4,787.95	

APPENDIX XXX.

Statement showing the number of Recognised Institutions and their strength in 1087 and 1088 M. E.

Number of Institutions. 1087	Number of Institutions. 1088	Description of Institutions.	Number of pupils on rolls at the end of 1087	Number of pupils on rolls at the end of 1088
		RECOGNISED INSTITUTIONS.		
		(a) DEPARTMENTAL.		
2	2	Arts Colleges	216	294
1	1	Training College	51	10
7	9	Secondary Schools for Boys, Higher Grade ...	3,580	4,291
1	1	Do. Do. Girls Do. ...	320	363
22	22	Do. Do. Boys, Lower Grade ...	2,362	2,512
—	1	Do. Do. Girls Do. ...	—	70
81	89	Elementary Schools for Boys, Higher Grade ...	31,509	37,112
35	39	Do. Do. Girls Do. ...	7,205	9,160
112	188	Do. Do. Boys, Lower Grade ...	48,962	62,816
128	165	Do. Do. Girls Do. ...	11,154	15,006
5	5	Training Schools	76	125
2	2	Technical Schools	30	70
4	4	Other Special Schools	337	394
703	828	Total... ...	1,06,215	1,32,616
		(b) AIDED.		
1	1	Arts College	79	128
8	8	Secondary Schools for Boys, Higher Grade ...	2,767	2,977
2	2	Do. Do. Girls Do. ...	338	400
2	2	Do. Do. Boys, Lower Grade ...	164	173
1	—	Do. Do. Girls Do. ...	74	—
8	10	Elementary Schools for Boys, Higher Grade ...	1,770	2,318
3	8	Do. Do. Girls Do. ...	632	1,683
742	749	Do. Do. Boys, Lower Grade ...	49,236	52,068
63	67	Do. Do. Girls Do. ...	4,697	5,531
2	2	Training Schools	40	31
5	7	Technical Schools	105	191
—	—	Other Special Schools	—	—
837	856	Total... ...	59,902	65,530
		(c) UNAIDED.		
1	1	Arts College	124	176
9	9	Secondary Schools for Boys, Higher Grade ...	2,698	2,653
—	1	Do. Do. Girls Do. ...	—	88
8	12	Do. Do. Boys, Lower Grade ...	439	932
5	5	Do. Do. Girls Do. ...	271	315
3	1	Elementary Schools for Boys, Higher grade ...	375	63
6	1	Do. Do. Girls Do. ...	983	126
107	38	Do. Do. Boys, Lower Grade ...	6,204	1,628
12	6	Do. Do. Girls Do. ...	1,146	529
1	1	Training Schools	6	6
6	4	Technical Schools	412	309
—	—	Other Special Schools	—	—
158	79	Total... ...	12,658	6,825
1,698	1,763	Grand Total.....	1,78,772	2,04,971

APPENDIX XXXI.

Statement showing variations in the number under instruction in the Recognised Institutions according to taluks for 1087 and 1088.

Taluk.	Departmental Schools. Strength in 1087	Departmental Schools. Difference in 1088	Aided Schools. Strength in 1087	Aided Schools. Difference in 1088	Unaided Schools. Strength in 1087	Unaided Schools. Difference in 1088	Total. Strength in 1087	Total. Difference in 1088	Population according to Census of 1891.	School-going population (15 per cent of the total population).	Total strength in 1088	Percentage of strength to school-going population in 1087.	Percentage of strength to school-going population in 1088.
Torala	1,253	+ 201	691	27	271	— 90	2,215	+ 111	31,503	5,175	2,356	42·8	45·52
Agastiswaram	3,425	+ 275	4,120	+ 608	896	— 381	8,441	+ 459	1,01,910	15,737	8,940	53·6	56·81
Brantel	2,762	+ 323	4,152	+ 436	335	+ 63	7,249	+ 822	1,23,783	18,567	8,051	38·9	43·36
Kalkulam	2,218	+ 277	1,559	— 10	52	+ 52	3,829	+ 315	76,211	11,432	4,044	33·5	35·37
Vilavancode	3,039	+ 714	1,134	+ 225	292	— 292	4,705	+ 647	90,680	13,602	5,412	35·0	39·78
Neyyattinkara	7,340	+ 2,411	4,483	— 335	300	— 300	12,123	+ 2,087	1,78,703	26,805	14,710	45·2	54·87
Trivandrum	7,211	+ 1,529	4,704	— 55	923	— 923	12,838	+ 1,948	1,55,128	23,271	13,926	55·2	59·84
Nedumangad	2,037	+ 754	701	— 50	47	— 47	2,785	+ 657	88,147	13,222	3,442	21·1	25·03
Chirayinkil	5,984	+ 1,515	1,330	— 59	426	— 426	6,840	+ 1,148	1,33,877	20,082	7,988	33·5	39·19
Kottarakkara	1,905	+ 501	1,248	— 161	...	...	3,153	+ 662	90,369	13,546	3,815	23·2	28·16
Pathanapuram	1,147	+ 354	614	— 56	...	...	1,761	+ 298	56,769	8,515	2,059	20·6	24·18
Shencotta	1,665	+ 49	52	— 3	...	...	1,717	+ 52	35,842	5,715	1,769	29·8	30·77
Quilon	4,934	+ 1,345	3,970	+ 562	927	— 391	9,831	+ 1,316	1,65,798	24,870	11,147	40·0	45·37
Kunnathur	2,712	+ 1,004	765	+ 179	60	— 60	3,537	+ 765	91,390	13,709	4,302	25·8	31·62
Karunagapalli	4,160	+ 1,630	2,472	+ 46	418	— 418	7,050	+ 1,676	1,37,429	20,613	8,208	34·2	40·26
Kartikapalli	3,261	+ 554	1,363	+ 193	151	— 151	4,715	+ 596	1,11,570	16,736	5,311	28·1	31·73
Mavelikkara	5,443	+ 783	2,202	+ 20	305	— 30	7,950	+ 773	1,30,725	19,609	8,683	40·6	44·25
Chengannur	5,719	+ 1,118	1,758	— 139	335	— 182	7,812	+ 1,097	1,26,139	18,966	8,887	41·1	46·85
Tiruvalla	6,709	+ 2,327	7,163	+ 453	1,199	— 311	15,071	+ 2,469	1,73,758	26,065	17,510	57·9	67·18
Ambalapuzha	3,454	+ 969	1,910	+ 1,147	1,675	— 718	6,672	+ 1,395	1,12,807	16,921	8,070	39·4	47·69
Shertallai	2,361	+ 858	2,737	+ 40	390	— 300	5,488	+ 598	1,56,586	23,487	6,086	23·4	25·56
Vaikam	3,775	+ 707	397	— 307	277	— 177	4,449	+ 857	1,10,821	17,074	5,256	24·8	29·41
Ettumanur	1,990	+ 896	1,872	+ 409	345	— 171	4,207	+ 824	90,591	13,589	5,181	31·3	38·12
Kottayam	3,585	+ 672	4,456	+ 173	1,476	— 21	9,517	+ 824	1,12,139	16,821	10,346	56·6	60·1
Changanacheri	3,935	+ 1,140	1,962	— 482	597	— 223	6,494	+ 829	96,211	14,436	7,893	44·9	54·67
Minachil	2,255	+ 593	339	— 280	461	— 461	3,055	+ 912	76,571	11,481	3,467	25·8	29·3
Muvattupuzha	3,085	+ 1,397	558	— 196	19	— 19	3,662	+ 1,202	1,38,392	20,759	4,844	17·5	23·33
Thodupuzha	1,235	+ 60	91	+ 23	...	...	1,326	+ 37	38,126	5,704	1,366	23·0	23·66
Kunnatnad	2,597	+ 390	...	...	108	— 46	2,705	+ 344	1,18,093	17,804	3,249	15·1	18·24
Alangad	2,167	+ 492	447	— 161	147	+ 77	2,761	+ 407	1,06,836	16,325	3,068	16·9	18·97
Parur	2,642	+ 237	421	— 125	156	— 23	3,219	+ 285	84,105	12,616	3,501	26·7	29·01
Peermade	1,010	+ 312	348	+ 50	...	...	1,358	+ 362	53,101	7,965	1,540	20·8	26·60
Devikulam	110	+ 21	...	...	...	...	110	+ 24	23,178	3,479	131	3·1	3·8
Total	1,06,215	+ 26,401	59,902	+ 5,628	12,658	— 5,833	1,78,772	+ 26,136	14,23,975	2,11,599	2,04,971	31·7	39·85

APPENDIX XXXII.

Statement showing the distribution of scholars according to the occupation of their parents or guardians.

Description of Institutions.	Total No. of Schools.	Total strength.	Government Servants.	Agriculturists and Landholders.	Teachers.	Vakils.	Merchants and traders.	Field labourers or coolies.	Barbers.	Washermen.	Domestic servants.	Fishermen.	Toddy drawers and distillers.	Sugar Makers.	Oil mongers.	Stone workers, brick layers and masons.	Carpenters and wood workers.	Physicians.	Mendicants.	Weavers.	Cotton yarn makers.	Tailors.	Goldsmiths.	Brass-workers.	Black-smiths.	Mechanics.	Potters.	Basket makers.	Boatmen.	Priests, clergymen or catechists.	Temple servants.	No Occupation.	Others unspecified.
Departmental Institutions.																																	
Arts Colleges ...	1	294	115	81	10	27	11	1	1	1	1	1	1	1	1	1	1	1	1	1	1	1	1	1	1	1	1	1	1	1	1	1	1
Training College ...	1	40	4	17	3	1	2	1	1	1	1	1	1	1	1	1	1	1	1	1	1	1	1	1	1	1	1	1	1	1	1	1	1
Special Schools. { Training ...	3	125	21	35	35	4	1	1	1	1	1	1	1	1	1	1	1	1	1	1	1	1	1	1	1	1	1	1	1	1	1	1	1
Technical ...	2	70	17	4	15	1	13	1	1	1	1	1	1	1	1	1	1	1	1	1	1	1	1	1	1	1	1	1	1	1	1	1	1
Others ...	33	394	97	134	179	291	635	45	9	8	9	2	697	34	463	293	1,567	1,222	37	1,282	555	91	818	61	446	36	90	37	205	742	32	244	79
Secondary Schools	781	7,269	1,890	3,603	1,551	853	13,727	4,453	843	501	1,463	681	628	31	168	295	1,651	1,349	37	1,232	335	91	813	61	446	36	90	37	205	742	32	244	79
Elementary Schools	34	121,424	10,667	76,595	1,797	1,176	14,189	4,505	852	569	1,474	683	698	31	168	295	1,651	1,349	37	1,232	335	91	813	61	446	36	90	37	205	742	32	244	79
Total ...	828	132,616	12,734	80,188	1,797	1,176	14,189	4,505	852	569	1,474	683	698	31	168	295	1,651	1,349	37	1,232	335	91	813	61	446	36	90	37	205	742	32	244	79
Aided Institutions.																																	
Arts College ...	1	128	48	54	3	7	5	13	1	1	1	1	1	1	1	1	1	2	1	1	1	1	1	1	1	1	1	1	1	9	3	14	17
Special Schools. { Training ...	3	31	12	12	12	1	13	23	1	1	1	1	1	1	1	1	1	1	1	1	1	1	1	1	1	1	1	1	1	1	1	1	1
Technical ...	3	191	32	46	6	1	469	9	1	1	1	1	1	1	1	1	12	63	1	12	1	1	1	1	1	1	1	1	1	154	16	246	34
Others ...	12	3,550	647	1,545	176	121	7,872	14,535	361	255	919	1,206	396	4	133	270	877	692	35	728	430	92	200	32	1	35	75	76	399	659	154	1,278	34
Secondary Schools	34	61,630	2,236	25,380	1,316	326	7,872	14,535	361	255	919	1,206	396	4	133	270	877	692	35	728	430	92	200	32	1	35	75	76	399	659	154	1,278	34
Elementary Schools	46	2,346	119	784	30	21	280	244	16	11	11	9	398	4	133	270	877	692	35	728	430	92	200	32	1	35	75	76	399	659	154	1,278	34
Total ...	56	65,530	2,943	27,037	1,513	174	8,339	14,570	362	266	948	1,206	396	4	133	270	877	692	35	728	430	92	200	32	1	35	75	76	399	659	154	1,278	34
Recognised Unaided Institutions.																																	
Arts College ...	1	176	31	110	8	6	10	1	1	1	1	1	1	1	1	1	1	1	1	1	1	1	1	1	1	1	1	1	1	1	1	1	1
Special Schools. { Training ...	4	6	1	1	1	1	1	1	1	1	1	1	1	1	1	1	1	1	1	1	1	1	1	1	1	1	1	1	1	1	1	1	1
Technical ...	4	309	4	12	5	1	16	31	3	2	1	4	1	1	1	1	1	1	1	1	1	1	1	1	1	1	1	1	1	1	1	1	1
Others ...	25	3,988	330	2,186	208	98	521	12	2	1	14	9	1	1	1	1	1	1	1	1	1	1	1	1	1	1	1	1	1	1	1	1	1
Secondary Schools	46	2,346	119	784	30	21	280	244	16	11	11	9	1	1	1	1	1	1	1	1	1	1	1	1	1	1	1	1	1	1	1	1	1
Elementary Schools	46	2,346	119	784	30	21	280	244	16	11	11	9	1	1	1	1	1	1	1	1	1	1	1	1	1	1	1	1	1	1	1	1	1
Total ...	79	6,825	633	3,093	272	125	817	287	21	10	26	13	1	1	1	1	1	1	1	1	1	1	1	1	1	1	1	1	1	1	1	1	1
GRAND TOTAL ...	1,763	204,971	16,370	110,618	3,582	1,755	23,365	19,962	1,235	785	2,448	1,902	1,097	35	301	565	2,529	2,100	74	1,975	1,194	195	1,154	119	662	101	150	114	672	1,840	965	5,318	1,155

APPENDIX XXXIII.

Abstract of the Gross Expenditure on Education for the years 1087 & 1088 M. E.

No.	Item.	Amount. 1087 Rs.	1087 Rs.	1088 Rs.	1088 Rs.
I.	*Controlling Agencies* :—				
	(*a*) Direction ...	29,226		26,097	
	(*b*) Inspection ...	67,369	96,595	80,202	1,06,299
II.	*Collegiate Education* :—				
	(*a*) H. H. The Maha Raja's College, Trivandrum...	84,794		93,715	
	(*b*) Do. and H. G. S. S. for Girls Do.	19,649		22,887	
	(*c*) Training College, Trivandrum	31,713		43,250	
	(*d*) Maintenance grant to a Private College.	1,125		1,060	
	(*e*) Scholarships in Private Colleges and grants on stipends...	2,025		300	
	(*f*) Appliances grant to a Private College	...	1,39,306	3,343	1,64,495
III.	*Secondary Education* :—				
	(*a*) Departmental Schools ...	1,22,063		1,89,061	
	(*b*) Maintenance grants to Private Schools...	9,217		13,170	
	(*c*) Special grants to Do. for educational appliances...	1,261		1,635	
	(*d*) Do. furniture ...	351		768	
	(*e*) Do. stipends to teachers ...	457		...	
	(*f*) Do. stipends to particular classes...	6	1,33,355	240	2,04,814
IV.	*Elementary Education* :				
	(*a*) Departmental Schools ...	3,35,641		5,49,794	
	(*b*) Maintenance grants to Private Schools ...	1,49,741		1,52,725	
	(*c*) Special grants to Do. for furniture ...	141		74	
	(*d*) Do. buildings ...	1,945		...	
	(*e*) Do. stipends to teachers ...	374		...	
	(*f*) Do. stipends to particular classes...	1,758	4,89,600	2,5[illegible]0	7,05,093
V.	*Special Education* :—				
	(*a*) School of Arts ...	19,051		18,400	
	(*b*) Reformatory ...	2,001		4,449	
	(*c*) Training Schools ...	8,[illegible]95		9,652	
	(*d*) Sanskrit Patasala ...	6,[illegible]46		6,405	
	(*e*) Technical Institute ...	3,191		5,516	
	(*f*) Kunathur special School ...	...		1,120	
	(*g*) Maintenance grants to Private Schools...	4,873		2,033	
	(*h*) Special grants to Do. furniture ...	2,944		...	
	(*i*) Do. Do. buildings ...	2,823		...	
	(*j*) Do. to stipends to teachers ...	645		...	
	(*k*) Do. to stipends to particular classes...	115	50,784	...	47,585
VI.	*Miscellaneous* : —				
	(*a*) Caste Hindu Hostel ...	5,643		4,133	
	(*b*) Text Book Committee ...	808		588	
	(*c*) Examination charges ...	15,359		16,014	
	(*d*) Educational Museum and Bureau ...	899		1,037	
	(*e*) Scholarships and Stipends ...	22,351		33,785	
	(*f*) Grants to Orphanages ...	1,251		601	
	(*g*) Refunds. ...	...	46,311	6	56,164
	Grand Total		9,55,951	[illegible]	12,84,450

APPENDIX XXXIV.

Abstract of the Receipts from Departmental Institutions for the years 1087 and 1088 M. E.

No.	ITEMS.	1087		1088	
		Amount.			
		Rs.	Rs.	Rs.	Rs.
I	*Colleges.*				
	(a) H. H. The Maharaja's College, Trivandrum, for Boys...	17,673		19,760	
	(b) Do. Do. for Girls ...	313		547	
	(c) Training College, Trivandrum ...	10,064	28,050	5,130	25,437
II	Secondary Schools ...	1,11,161	1,11,164	1,51,370	1,51,370
III	Elementary Schools ...	37,730	37,730	49,428	49,428
IV	*Special Schools.*				
	(a) School of Arts ...	1,831		3,826	
	(b) Reformatory ...	30		32	
	(c) Training Schools ...	20		2,109	
	(d) Sanskrit Patasala ...	298		356	
	(e) Technical Institute ...	47	5,259	25	6,348
V	*Miscellaneous.*				
	(a) Cast-Hindu Hostel ...	2,830		1,368	
	(b) Examination fees ...	16,048		16,944	
	(c) Teachers' licence fees ...	1,804		2,720	
	(d) Other items ...	3,196	22,928	1,946	23,998
	Grand Total....		2,06,131		2,56,581

APPENDIX XXXV.

Classified Abstract showing the Gross Expenditure, the Receipts and the Net Expenditure on Education for the years 1087 and 1088 M. E.

Items.	1087							1088						
	Departmental.			Aided.	Total.			Departmental.			Aided.	Total.		
	Gross Expenditure.	Deduct Receipts.	Net Expenditure.	Grants.	Gross Expenditure.	Deduct Receipts.	Net Expenditure.	Gross Expenditure.	Deduct Receipts.	Net Expenditure.	Grants.	Gross Expenditure.	Deduct Receipts.	Net Expenditure.
	Rs.	Rs.	Rs.	Rs.	Rs.	Rs.	Rs.	Rs.	Rs.	Rs.	Rs.	Rs.	Rs.	Rs.
I. Colleges ...	1,36,156	28,050	1,08,106	3,150	1,39,306	28,050	1,11,256	1,59,852	25,437	1,34,415	4,643	1,64,495	25,437	1,39,058
II. Secondary Schools...	1,22,063	1,11,164	10,899	11,292	1,33,355	1,11,164	22,191	1,89,001	1,51,370	37,631	15,813	2,04,814	1,51,370	53,444
III. Elementary Schools.	3,35,641	37,730	2,97,911	1,53,959	4,89,600	37,730	4,51,870	5,49,794	49,428	5,00,366	1,55,299	7,05,093	49,428	6,55,665
IV. Special Schools ...	39,384	5,259	34,125	11,400	50,784	5,259	45,525	45,552	6,348	39,204	2,033	47,585	6,348	41,237
Total... ...	6,33,244	1,82,203	4,51,041	1,79,801	8,13,045	1,82,203	6,30,842	9,44,199	2,32,583	7,11,616	1,77,788	11,21,987	2,32,583	8,89,404
Add														
(1) Controlling agencies.	96,595	...	96,595	...	96,595	...	96,595	1,06,299	...	1,06,299	...	1,06,299	...	1,06,299
(2) Miscellaneous ...	46,311	23,928	22,383	...	46,311	23,928	22,383	56,164	23,998	32,166	...	56,164	23,998	32,166
Total... ...	1,42,906	23,928	1,18,978	...	1,42,906	23,928	1,18,978	1,62,463	23,998	1,38,465	...	1,62,463	23,998	1,38,465
Grand Total... ...	7,76,150	2,06,131	5,70,019	1,79,801	9,55,951	2,06,131	7,49,820	11,06,662	2,56,581	8,50,081	1,77,788	12,84,450	2,56,581	10,27,869

APPENDIX XXXVI.

Statement of inspection work for the year 1088.

Name of officer.	Designation.	Number of days spent.					Number of schools inspected.					Number of visits of inspection.					Number of miles travelled during the year.
		On duty.	On leave.	At head-quarters.	On tour.	Engaged in inspection.	H. G. S. S.	L. G. S. S.	H. G. E. S.	L. G. E. S.	Special Schools.	H. G. S. S.	L. G. S. S.	H. G. E. S.	L. G. E. S.	Special Schools.	
Mr James Pryde ..	Inspector of Secondary Schools ..	234	11	02	15	105	78	17	..	...	1	98	19	...	..	1	2,631
.. M. Rama Varma Thampan ..	Assistant Inspector Do. ..	287	62	170	111	77	32	25	..	..	1	45	29	...	..	1	1,592
.. S. Subramony Aiyar ..	Inspector of Elementary Schools, Southern Range (Ag.) ..	359	16	165	184	176	..	..	84	128	10	...	...	86	143	12	2,985
.. S. Subramonia Sastri ..	Inspector of Do. Northern Range ..	351	14	149	117	84	..	..	36	74	1	...	...	60	87	2	1,630
.. V. Padmanabha Aiyar ..	Inspector of Schools, District I ..	10	61	159	135	130	..	..	5	101	1	...	...	11	182	1	1,336
.. P. S. Sundaram Aiyar ..	Do. Do. (Ag.) Do. ..	45	...	19	26	26	..	..	1	37	..	...	...	2	43	..	106
.. K. Velu Thamby ..	Do. District II ..	351	14	244	107	17	..	..	6	124	1	...	..	10	217	1	1,203
.. P. K. Madhavan Pillai ..	Do. Do. III ..	359	6	122	237	169	..	1	8	134	..	...	1	27	183	..	1,971
.. S. Dharmaraja Aiyar ..	Do. Do. IV ..	62	..	35	27	27	..	..	8	14	1	...	...	..	..	..	456½
.. K. Kesava Pillai ..	Do. Do. IV ..	302	1	138	163	165	...	...	3	69	4	...	...	33	176	4	2,579
.. S. Krishna Aiyar ..	Do. Do. V ..	339	26	174	191	168	...	...	8	84	1	..	...	27	216	2	2,702
.. G. Ramen Menon ..	Do. Do. VI ..	331	10	205	144	156	...	...	10	117	...	..	...	27	152	...	1,615
.. P. Kesava Pillai ..	Do. Do. VI ..	18		18	...		...	...	..	..	..	..	...	..	..	..	...
.. P. Krishna Pillai ..	Do. Do. VII ..	336	7	166	170	140	...	..	6	76	..	..	...	52	186	..	2,047
.. C. R. Krishna Pillai ..	Do. Do. VIII ..	58	..	55	3	29	..	...	3	36	..	..	...	3	38	..	346
.. C. Rama Kurukkal ..	Do. Do. VIII ..	287	8	244	43	127	...	..	6	186	...	..	...	25	211	..	2,[illegible]05
.. P. Narayana Aiyar ..	Do. Do. IX ..	62		45	17	19	..	..	1	11	..	..	...	..	3	..	297
.. V. I. Thomas ..	Do. Do. IX ..	303	1	155	147	127	...	..	8	50	..	..	..	22	86	..	1,910
.. T. Ramakrishna Aiyar ..	Do. Do. X ..	62		42	12	9	...	...	1	9	..	...	...	..	1	..	48
.. K. Jenardanan Pillai ..	Do. Do. X ..	305	..	184	98	82	...	...	10	74	..	...	...	9	27	1	1,350
.. A. G. Mathew ..	Do. Do. XI ..	367	4	182	172	104	...	...	4	54	..	...	2	5	84	..	1,703½
.. P. Sankara Pillai ..	Do. Do. XII ..	237	..	173	27	67	..	...	4	62	..	...	...	13	62	..	884
.. A. G. Mathew ..	Do. Do. XII ..	9	..	..	..	..	...	...	..	...	..	..	..	..	...	..	..
.. P. G. Krishna Aiyar ..	Do. Do. XII ..	24	..	10	3	11	..	..	2	15	..	..	..	2	15	..	124
Miss E. C. Carrapiett ..	Inspectress of Girls' Schools ..	109	62	143	160	178	3	6	44	30	8	9	13	74	28	14	2,078
.. Peninnah Moses ..	Assistant Inspectress, District I ..	367	11	129	216	162	..	..	25	118	2	..	..	44	115	2	1,410
.. E. C. Rodriguez ..	Do. Do. II ..	292	..	285	117	69	1	1	12	45	..	3	1	46	77	..	1,117
.. E. Gresseux ..	Do. Do. II ..	62	..	56	13	13	...	..	6	8	..	...	..	6	8	..	129
Srimati K. Lekshmi Amma ..	Do. Do. III ..	310	5	144	296	172	...	3	23	52	..	...	6	87	105	..	1,893
K. Chinnamma ..	Do. Do. IV ..	269	9	123	146	144	1	1	20	36	...	1	1	15	42	..	1,028

33107
RF 3,359