Library/copy.

ADMINISTRATION REPORT

AND

BUDGET ESTIMATES

OF THE

TRAVANCORE STATE,

FOR THE MALABAR YEARS 1077 AND 1079, RESPECTIVELY,

AND

REVIEW OF THE MADRAS GOVERNMENT THEREON.

MADRAS RECORD OFFICE

MADRAS:
PRINTED BY THE SUPERINTENDENT, GOVERNMENT PRESS.
1903.

R
V2112.T, 8 Y N01
N03

CONTENTS.

CHAPTER I.—GENERAL AND POLITICAL.

PAGE.

Coronation of His Majesty the King-Emperor ... 1

CHAPTER II.—ADMINISTRATION OF THE LAND.

PAGE.

LAND REVENUE ... 2
Current revenue ... ,,
Arrears ... ,,
Receipts and expenditure ... ,,
Working of the Revenue Recovery Regulation ... ,,
Revenue cases ... 3
Inspection work ... ,,
General ... ,,
SURVEYS ... 4
Operations of the department ... ,,
Out-turn ... ,,
Area made ready for settlement ... ,,
Maps ... ,,
Complaints against demarcation and registration of properties ... ,,
Special work ... 4
Azimuth observations ... ,,
Survey school ... 5
Circuit work ... ,,
Cost ... ,,
REVENUE SETTLEMENT ... ,,
Taluks under Settlement ... ,,
Settled Taluks, Neyyattinkara ... ,,
Karunagapalli ... ,,
Quilon ... 6
Out-turn in other Taluks ... ,,
Escheat and other Revenue cases ... 7
Appeals ... ,,
Ayacut agency ... ,,
Virathi Settlement ... ,,
Circuit ... ,,
Cost ... ,,

CHAPTER III.—PROTECTION.

LEGISLATION ... 8
Meetings of the Council ... ,,
Regulations passed ... ,,
Bills considered ... ,,
POLICE ... ,,
Strength and distribution ... ,,
Casualties, punishments and rewards ... ,,
Prosecutions ... ,,
Cases investigated ... ,,
Detective results ... 9
Graver crimes ... ,,
Cases referred by and to the Magistracy ... ,,
Violent and unnatural deaths ... ,,
Accidental fires ... ,,
Processes executed ... ,,
Escape and re-capture ... ,,
Known depredators ... ,,
Investigation by different grades of officers ... ,,
Inspection ... ,,
Cost ... ,,
FACTORIES ... 10
ARMS AMMUNITION &c. ... ,,
CRIMINAL JUSTICE ... ,,
Tribunals ... ,,
State of crime ... ,,
Magistrates' Courts, Original jurisdiction ... 11
Appellate jurisdiction ... ,,
Revision ... ,,
Preventive jurisdiction ... ,,
Recovery of fines ... ,,
Sessions Courts, Original jurisdiction ... 12
Appellate jurisdiction ... ,,
Revision ... ,,
Recovery of fines ... ,,
High Court, Referred trials ... ,,
Appeals ... ,,
Revision ... ,,
Inspection ... 13
JAILS ... ,,
Central Jail ... ,,
Strength ... 13
Health of prisoners ... ,,
Offences and punishments ... ,,
Release of prisoners ... ,,
Cost ... ,,
District Jails ... ,,
CIVIL JUSTICE ... 14
Tribunals ... ,,
State of litigation ... ,,
Original jurisdiction ... ,,
Munsifs' Courts ... ,,
District Courts ... 15
Execution of decrees ... ,,
Appellate jurisdiction ... ,,
District Courts ... ,,
High Court. First and Second Appeals ... ,,
Cross objections and appeals from orders ... 16
Applications for review ... ,,
Miscellaneous ... ,,
Quality of work ... ,,
Government suits and appeals ... ,,
Miscellaneous ... ,,
Financial ... 17
REGISTRATION ... ,,
Number and value of instruments ... ,,
Wills ... ,,
Disposals ... ,,
Prosecutions ... ,,
Inspection ... ,,
Financial ... ,,
REGISTERATION OF JOINT-STOCK COMPANIES ... ,,
MILITARY ... 18
Reorganization of the Nayar Brigade ... ,,
Pensions and gratuities ... ,,
Brigade hospital ... ,,
MARINE ... ,,
Shipping ... ,,
Receipts ... ,,
Expenditure ... ,,
DESTRUCTION OF WILD ANIMALS ... ,,

CHAPTER IV.—PRODUCTION AND DISTRIBUTION.

SEASON AND RAINFALL ... 19
Season ... ,,
Rainfall ... ,,
FORESTS ... ,,
Forest reserves ... ,,
Forest settlement ... ,,
Demarcation and survey ... ,,
Working plans ... ,,
Communications and buildings ... ,,
Forest offences ... ,,
Forest fires ... 20
Reproduction natural and artificial ... ,,
Forest produce ... ,,
Receipts and Expenditure ... ,,
CARDAMOM AND OTHER GOODS ... ,,
Cardamom lands ... ,,
Receipts and expenditure ... 21
Smuggling ... ,,
Inspection ... ,,
General ... ,,
TRADE ... ,,
Value ... ,,
Trade routes ... ,,
Exports and Imports ... 22
THE PUBLIC WORKS DEPARTMENT ... ,,
Total expenditure as compared with the previous year ... ,,
The Chief Engineer's Department ... 23
Budget grant and expenditure ... ,,
Expenditure on works in each Division ... ,,
Communications ... 23
Expenditure ... ,,
Repairs ... ,,
Original works ... ,,
Buildings ... 24
Expenditure ... ,,
Repairs ... ,,
Original works ... ,,
Irrigation works ... ,,
Expenditure ... ,,
Original works ... ,,
Kotayar Project ... 25
Miscellaneous ... ,,
Expenditure ... ,,
Establishment ... ,,
Inspection ... ,,
Tools and Plant ... ,,
Maramut Department ... ,,
Railways ... 26
ANCHAL ... ,,
Anchal offices and letter boxes ... ,,
Working of the department ... ,,
Financial ... ,,
Length of mail communication ... ,,
Delivery ... ,,
Prosecutions ... ,,
Dead Letter Office ... ,,
Hundi system ... ,,
Transit boat agency ... 27
Inspection ... ,,

CHAPTER V.—REVENUE AND FINANCE.

	PAGE.
MISCELLANEOUS REVENUE ...	28
SALT ...	,,
Stock ...	,,
Sales ...	,,
Charges and net revenue ...	,,
STAMPS ...	29
Stamp papers and adhesive labels ...	,,
Receipts and expenditure ...	,,
Prosecutions ...	,,
Anchal stamps ...	,,
EXCISE ...	,,
Tobacco ...	,,
Receipts, charges and net revenue ...	,,
Abkari ...	,,
Receipts, gross and net ...	,,
Opium and Bhang ...	30
CUSTOMS ...	30
Gross and net receipts ...	,,
Measures adopted ...	,,
FINANCIAL ...	,,
I. Gross receipts and expenditure ...	,,
Opening and closing balance ...	31
Cash balance ...	,,
Promissory notes and investments in fixed deposits ...	,,
Viruthi service fund ...	,,
Debt head transactions ...	,,
Financial statement ...	,,
II. Receipts ...	32
III. Expenditure ...	36

CHAPTER VI.—VITAL STATISTICS, VACCINATION AND MEDICAL SERVICES.

	PAGE.
SANITARY STATISTICS—GENERAL ...	43
Births ...	,,
Deaths ...	,,
Infantile mortality ...	,,
Chief diseases ...	,,
VACCINATION ...	,,
Operations and results ...	,,
Infantile vaccinations ...	,,
Vaccine lymph ...	,,
GENERAL SANITATION AND CONSERVANCY ...	44
Sanitary measures ...	,,
Itinerant medical relief ...	,,
Inspection ...	,,
Cost ...	,,
Town Improvement Committees ...	,,
Work of the Committees ...	,,
Trivandrum ...	,,
Nagercoil ...	45
Quilon ...	,,
Alleppey ...	,,
Kottayam ...	45
Expenditure ...	,,
MEDICAL RELIEF ...	,,
Institutions ...	,,
Number treated ...	,,
Cots available ...	,,
Results ...	,,
Surgical operations ...	,,
Post-mortem examinations ...	,,
Work of mid-wives ...	,,
Lunatic Asylum ...	46
Leper Asylum ...	,,
Medical Instruction ...	,,
Inspection ...	,,
Aided Institutions ...	,,
Expenditure ...	,,
Vydiasalas ...	,,
VETERINARY HOSPITAL ...	,,

CHAPTER VII.—INSTRUCTION.

	PAGE.
EDUCATIONAL DEPARTMENT ...	47
Changes in the curricula of studies ...	,,
Schools and scholars ...	,,
Classification of pupils according to sex and caste or creed ...	,,
Qualifications of teachers ...	48
Receipts and expenditure ...	,,
COLLEGIATE EDUCATION—GENERAL ...	,,
Arts Colleges, Government ...	,,
His Highness the Maharajah's College, Trivandrum ...	,,
His Highness the Maharajah's College for Girls	49
Arts Colleges, Private ...	,,
COLLEGIATE EDUCATION—SPECIAL ...	,,
Law College, Government ...	,,
SCHOOL EDUCATION—GENERAL ...	50
English Schools ...	,,
Vernacular Schools ...	,,
SCHOOL EDUCATION—SPECIAL ...	51
Training Schools ...	,,
OTHER SPECIAL SCHOOLS ...	51
Sanskrit College, Trivandrum ...	,,
Industrial School of Arts, Trivandrum ...	,,
Agricultural Demonstration Farm ...	,,
Technical Schools ...	,,
Service Examinations ...	52
Archæological Survey ...	,,
The Reformatory ...	,,
Public Lecture Committee ...	,,
Text Book Committee ...	,,
REGISTRATION OF BOOKS ...	53
MUSEUM AND PUBLIC GARDENS ...	,,
Visitors to the Museum ...	,,
Additions to the Gardens ...	,,
OBSERVATORY ...	,,
Astronomical ...	,,
Magnetical ...	,,
Meteorological ...	,,
GOVERNMENT BOOK DEPOT ...	,,
VERNACULAR PRESS ...	54

CHAPTER VIII.—MISCELLANEOUS.

	PAGE.
THE MINT ...	55
Out-turn ...	,,
Receipts and charges ...	,,
ELEPHANT DEPARTMENT ...	,,
Number of elephants ...	,,
Receipts and charges ...	,,
GOVERNMENT PRESS ...	,,
Out-turn ...	,,
Plant ...	,,
Establishment and expenditure ...	,,
THE GOVERNMENT GAZETTE ...	56
STATIONERY ...	,,
CHEMICAL EXAMINER'S DEPARTMENT ...	56
Medico-legal ...	,,
Miscellaneous ...	,,
STATE LIFE INSURANCE ...	,,
Meetings ...	,,
Proposals ...	,,
Policies and premia ...	57
Receipts and expenditure ...	,,
Casualties ...	,,
General ...	,,
CONCLUSION ...	,,

CHAPTER I.

GENERAL AND POLITICAL.

(M. E. 1077—16TH AUGUST 1901 to 16TH AUGUST 1902.)

Coronation of His Majesty the King-Emperor.

1. The Coronation of His Majesty the King-Emperor, on the 9th August 1902, was the chief event of the year. The day was observed as a public holiday throughout the State and a Royal salute was fired on the auspicious occasion. The local celebration took place on the 1st of January 1903, the date of the Coronation Durbar at Delhi.

CHAPTER II.

ADMINISTRATION OF THE LAND.

LAND REVENUE.

Current revenue.

2. The current revenue demand for the year was Rs. 24,57,628 or Rs. 28,222 more than in 1076. The demand on wet lands rose from Rs. 13,33,366 to Rs. 13,40,120 and on garden and dry lands from Rs. 6,01,662 to Rs. 6,29,903, with a slight falling off in 'miscellaneous' revenue from Rs. 4,94,378 to Rs. 4,87,605. The wet area under registry at the close of the year was 5,96,314 acres or 4,701 acres more than in 1076, the average assessment being Rs. 2–6 ch.–14 c. against Rs. 2–7 ch.–2 c.

Out of the total demand, there were remissions to the extent of Rs. 1,19,875—Rs. 55,773 due to non-seasonal standing remissions and Rs. 64,102 on account of perished crops and fallows—leaving a net demand of Rs. 23,37,753.

The marginal statement shows the collections under this head in the four Divisions. The percentage of collection shows a slight improvement over the preceding year in the Padmanabhapuram and Kottayam Divisions with, however, a falling off in Trivandrum and Quilon, which is due to the increase in the demand in the newly settled taluks of Neyyattinkara and Karunagapally, where a large portion of the demand is disputed. The disputed items are under investigation. The total collections were in excess of the previous year in all the Divisions except Quilon, where the recovery of a sum of Rs. 18,500 was suspended under Huzur orders in respect of *puzhanilam* lands.

Divisions.	Demand.	Collection.	Balance.	Percentage of collection to demand.
	Rs.	Rs.	Rs.	
Padmanabhapuram ...	4,64,898	4,62,251	2,647	99·43
Trivandrum ...	2,74,401	2,67,775	6,626	97·58
Quilon	8,84,681	8,40,858	43,823	95·04
Kottayam	7,13,773	6,91,742	22,031	96·91
Total ...	23,37,753	22,62,626	75,127	96·78

Arrears.

3. The total demand under this head amounted to Rs. 2,65,255 of which Rs. 1,23,142 were written off, leaving a net demand of Rs. 1,42,113. Of this amount, Rs. 42,254 or Rs. 9,176 more than in the previous year were recovered, the percentage of collection being 29·73 against 14·37. The balance at the end of the year was Rs. 99,859 against Rs. 1,96,921 in 1076, the marked decline being due to the writing off of the arrears of rents on Desavazhi lands in the Cochin State referred to in para 9 of the last year's report. Of the balance above shown, a sum of Rs. 42,583 represents the arrears of rent on the Desavazhi lands in Cochin other than those relinquished.

Receipts and expenditure.

4. The aggregate receipts amounted to Rs. 18,10,274 under ayacut or settled revenue, Rs. 4,52,352 under sanchayom or fluctuating items and Rs. 42,254 under arrears, or a total of Rs. 23,04,880 against Rs. 22,75,461 in 1076. The expenditure rose from Rs. 3,56,669 to Rs. 3,64, 936.

Working of the Revenue Recovery Regulation.

5. There was a decline in the number of coercive processes, 54,790 against 58,021, and in the amount covered by them, Rs. 2,47,492 against Rs. 2,49,147. Cases of attachment fell from 5,604 to 2,323 and sales of property from 282 to 215. But cases in which immovable property had to be sold rose from 98 to 126, with a corresponding increase in the amount realized from Rs. 1,364 to Rs 2,023. Appeals from the decisions of the Peishcars under the Revenue Recovery Regulation numbered 24, of which 21 cases were disposed of—13 confirmed, 3 modified and 5 reversed.

Revenue cases.

6. The disposal of revenue cases in the years 1076 and 1077 is compared in the subjoined statement:—

Nature of cases.	1076			1077		
	No. for disposal.	No. disposed of.	Percentage of disposal.	No. for disposal.	No. disposed of.	Percentage of disposal.
Puduval or registry of waste lands ...	23,454	14,467	61·68	24,763	19,718	79·62
Escheat	548	134	24·45	413	183	44·31
Other revenue cases	4,993	1,965	39·35	4,237	2,943	69·45
Poramboke	547	503	91·95	2,136	2,052	96·06
Transfer of registry	24,654	16,009	64·93	26,477	19,919	75·23
Cases under the Land Acquisition Regulation...	3,043	2,043	67·13	1,579	1,316	83·34

The out-turn shows an improvement under all heads. There were no Puduval cases in the Padmanabhapuram Division. The disposal of such cases numbered 4,355 out of 5,847 in Trivandrum, and 675 out of 1,175 in Quilon, while in Kottayam, 14,688 out of 17,741 cases were disposed of against 9,995 out of 16,981 in the previous year, in spite of the abolition of the Special Assistant's office. The bulk of the escheat cases was also in the Kottayam Division, where settlement operations have yet to be commenced in 6 taluks. The receipts from the disposal of revenue cases amounted to Rs. 94,716. There were 117 appeals to the Huzur from the decisions of the Peishcars, of which 95 were disposed of—57 confirmed, 13 modified and 25 reversed.

In the Padmanabhapuram and Trivandrum Divisions, all the Poramboke cases received during the year were disposed of, 22 and 150 respectively, while in Quilon, the disposals numbered 35 out of 95 and in Kottayam, 1,845 out of 1,869 cases.

The disposal of cases of transfer of registry by the Tahsildars formed 96·61 per cent of the number for disposal in the Trivandrum Division, 90·88 per cent in Kottayam, 88·91 per cent in Padmanabhapuram and 54·44 per cent in Quilon. 21 appeals were preferred to the Peishcars from the decisions of the Tahsildars, of which 20 were disposed of.

The decline in the number of compensation cases under the Land Acquisition Regulation was due to the absence of the special cause—assumption of lands for the Cochin and Quilon Railways—which swelled the number of such cases in previous years. Out of 1,316 cases disposed of during the year, 747 were by the Special Assistant at Quilon and 125 by the Assistant at Padmanabhapuram. The disposals by the Peishcars were, 36 cases out of 57 in Padmanabhapuram, 61 out of 73 in Trivandrum, 292 out of 317 in Quilon and 55 out of 65 in Kottayam.

Inspection work.

7. The inspection work done by the Peishcars is shown below:—

Division.	No. of days spent on circuit.	No. of Taluk Cutcherries examined.	No. of Proverthi Cutcherries examined.	No. of treasuries examined.	No. of Proverthi granaries examined.	No. of Tobacco Barkshalls examined.	No. of Salt Bankshalls examined.	No. of Chowkeys examined.	No. of Police Stations visited.
Padmanabhapuram ...	209	4	7	1	...	1	3	7	1
Trivandrum	85	6	24	4	8	...	9	3	15
Quilon	85	9	28	6	2	1	6	2	10
Kottayam	136	11	7	6	...	3	19	14	16

General.

8. The opinions of the Division Peishcars have been invited regarding the simplification of the procedure in cases of transfer of registry and the revision of the village and taluk establishments. Their reports are awaited.

SURVEYS.

Operations of the department.

9. The operations of the department during the year comprised :—

i. *Ordinary cadastral survey* in the taluks of Parur, Alengad, Kunnatnad, Muvattupuzha and Thodupuzha.

ii. *Special cadastral survey* in Nedumangad, Kunnattur, Chengannur, Pathanapuram, Shencottah and Kottarakara.

iii. *Miscellaneous cadastral survey* in Neyyattinkara and Kottarakara.

iv. *Topographical verification for preparation of taluk maps* in the taluk of Ettumanur.

Out-turn.

10. The following statement shows the work done under the various processes :—

No.	Items of work.	Out-turn. Square miles. 1076.	Out-turn. Square miles. 1077.
1	Boundary demarcated	460·62	360·90
2	Fields demarcated	550·85	535·65
3	Boundary surveyed	460·62	360·90
4	Fields surveyed	374·39	333·64
5	Traverse worked	369·90	343·28
6	Area computed	403·28	327·50
7	Boundary plotted	369·90	343·28
8	Mapped	384·97	389·62
9	Finished	403·28	327·50
10	Duplication of field sketches	1,24,842 fields.	96,037 fields.
11	Triplication of field sketches for the use of the Revenue Department	...	Nos. 37,881
12	Special miscellaneous maps prepared Nos.	16	5
13	Revision of field measurements in completed taluks for settlement	8 fields.	2,298 fields.
14	Topographical maps of surveyed taluks ...	346·62	137·06
15	Village maps published	135·28	399·42
16	Village maps republished	340·44	92·92
17	Topographical maps	346·62	137·06
18	Republication of topographical maps ...	...	307·74
19	Charts and diagrams	9	8

Area made ready for settlement.

11. The area surveyed and made ready for settlement during the year was 327·50 square miles. Of the 4 taluks yet to be surveyed, Kunnatnad is nearing completion, and Muvattupuzha and Thodupuzha are in different stages of progress, while Minachil remains untouched.

Maps.

12. During the year, village maps covering 492·34 square miles, taluk maps comprising 444·80 square miles and 8 charts and diagrams were lithographed. Second editions of the anchal map and of several special maps were prepared.

Complaints against demarcation and registration of properties.

13. Inclusive of the previous year's balance, there were for disposal 603 complaints by ryots against demarcation and registration of properties, of which 590 were disposed of, leaving a balance of 13 cases. Corrections had to be made in 114 cases, of which 68 cases related to demarcation and 46 to registry.

Special work.

14. The following special work was carried out by the department during the year :—

(*a*) Demarcation of the boundary of Vadakode.

(*b*) Survey of the Travancore Plantation Company's lands and other coffee estates.

(*c*) Verification of encroachments on Wada and Kuriapulli canals.

Azimuth observations.

15. 27 observations for azimuth were taken and worked out during the year. The variation of the magnetic needle was 39′—35″ west. The average number of stations between observations was 41.

Survey school.

16. Out of 83 Government servants and 62 private students admitted for training in the survey school, 54 and 60 respectively were declared qualified.

Circuit work.

17. The Superintendent was out on circuit 167 days and travelled 2,376 miles. During his absence on leave, the Assistant Superintendent who was in charge of the department spent 24 days on inspection work and travelled 450 miles.

Cost.

18. The cost of the department was Rs. 91,554 against Rs. 88,601 in 1076.

19. The Superintendent (Mr. J. J. Tomlinson) has signified his intention to retire on the expiry of the leave granted to him, viz. 30th May next. During the 19 years he was at the head of the department, the survey of 27 taluks has been completed. The working of the department under his able supervision and guidance was marked by vigour and efficiency.

REVENUE SETTLEMENT.

Taluks under settlement.

20. As in the previous year the operations of the department extended over 16 taluks, the taluk of Vaikam having been newly taken up and Neyyattinkara included among those settled.

Settled taluks. Neyyattinkara.

21. In the taluk of Neyyattinkara where the collection of the new tax commenced with the year under review, 3,378 registration and 1,164 revenue cases were disposed of. Out of the total number of properties—1,08,995—, puttahs were issued for 95,218 numbers, *i. e.* 87 per cent. The balance (13 per cent) calls for early disposal. 8,004 petitions on rough puttahs or 95 per cent were disposed of, out of a total of 8,469.

Karunagapalli.

In Karunagapalli, the number of registration and revenue cases disposed of during the year was 230 and 579 respectively. The number of properties for which puttahs have been issued was 1,37,416, the number for which they have yet to be issued being 2,242 or 2 per cent.

An analysis of the general results of the settlement of the taluk of Karunagapalli is given below.

The area as per present survey is 59,280·68 acres distributed as follows :—

	Acres.
Cultivated and occupied lands	47,656·61
Cultivable wastes and Porambokes ...	11,624·07

The area under Puduvals now assessed for the first time is

	Acres.
Wet	684·96
Garden	657·51
Dry	320·65
Total.....	1663·12

The puttah areas classified as wet, garden and dry stand thus :—

	Acres.
Wet	17,491
Garden	21,988
Dry	3,596
Total.....	43,075

The average area of a survey number is

	Acres.
Wet	·19
Garden	·53
Dry	·55

The highest rate of assessment fixed on wet lands in this taluk is No. II for single crop lands and No. I for double crop lands, being 6 parahs and 10½ parahs of paddy respectively for each parah of land. The lowest is No. XIII *i. e.* ½ parah for single crop lands and ¾ parah for double crop lands.

Excluding the assessment on Viruthi lands the settlement of which has not been completed, the total net demand according to the present settlement amounts to Rs. 1,15,187 against Rs. 63,160 as per ayacut. There is thus an increase of Rs. 52,027 or 82 per cent. 6 per cent of the increase is on wet lands and 94 per cent on garden lands including dry. This is mainly due to the additional number of trees that have come into existence since the last settlement in 1012, the total number now being 14,88,302 against 5,27,365 at the ayacut.

The average rate of assessment per acre of wet land is Rs. 2–22–1 and the net demand per acre Rs. 2–1–5. In regard to garden lands including dry, they are Rs. 3–25–5 and Rs. 3–2–14 respectively.

The rates of assessment for the cocoanut varied from 3 chs. to 1 ch. per tree, the average being 2 chs. 5 cash—the same as that at the previous settlement. In regard to jack and areca, the rates were uniform—4 chs. for the former and half a chuckram for the latter. The number of fair puttahs issued was 22,434. The average tax payable under a single puttah is Rs. 5, the highest Rs. 504, and the lowest 1 cash.

Quilon. In Quilon, out of 2,511 numbers that awaited disposal, 2,243 numbers were disposed of, leaving a balance of 268 numbers.

Out-turn in other taluks. 22. The subjoined statement shows the out-turn of work in the remaining 16 taluks :—

Number.	Taluks.	Registration cases.					No. of properties divided.	No. of trees counted.
		Filed.		Investigated.		Disposed of.		
		Cases.	Survey Nos.	Cases.	Survey Nos.	Cases.		
1	Vilavankod ...	307	439	135	224	296	875	...
2	Ambalapuzha ...	313	401	787	1,409	1,630	1,177	...
3	Kalkulam	95	125	454	487	467	350	...
4	Shencottah ...	151	339	140	182	44	3,289	...
5	Tiruvalla ...	1,200	2,417	1,799	3,024	2,515	7,166	48,967
6	Eraniel ...	274	20	707	871	1,133	91	444
7	Mavelikara ...	168	203	141	238	738	19,910	2,88,299
8	Chengannur ...	1,533	1,990	1,941	3,045	3,568	6,867	7,84,433
9	Kottarakara ...	1,651	1,922	1,340	1,489	1,106	13,071	6,16,449
10	Changanachery ...	1,692	2,146	1,520	2,174	2,484	2,473	...
11	Pathanapuram ...	556	687	389	539	648	2,940	...
12	Kunnattur ...	1,842	3,093	2,080	3,843	1,818	2,953	...
13	Kottayam ...	1,722	2,061	3,019	3,620	2,523	1,267	...
14	Shertallay ...	8,269	14,116	7,669	16,947	6,416	...	...
15	Ettumanur ...	8,196	13,169	6,726	10,316	6,239	...	...
16	Vaikam ...	5,250	10,684	2,881	5,476	2,258	...	...

The taluks of Vilavankod, Ampalapuzha, Kalkulam and Tiruvalla were very near the stage of final settlement at the end of the year. In Shencottah, block-dividing work was finished in 9 out of 10 villages. The land tenures of this taluk being of a peculiar nature, a special report was called for, which was received and disposed of during the current year.

Escheat and other revenue cases. 23. Inclusive of arrears, there were for disposal by the supervisors 6,040 escheat cases, of which 3,751 or 62 per cent remained undisposed of at the close of the year. There were, besides, 753 revenue cases, of which a balance of 348 was left for disposal. The disposal by the supervisors under both heads amounted to 2,694. The paucity of the work done by this grade of officers under these heads is attributed by the Settlement Peishcar to some of them having been entrusted with other important work.

Out of a total of 4,638 revenue cases that awaited disposal in the Peishcar's office, 3,405 were disposed of, 1,230 remanded and 3 were pending at the close of the year. The large number of remands indicates that the work of the subordinate officers was inferior in quality. The disposal of revenue cases resulted in a permanent annual revenue of Rs. 352–25 chs.–9 c. and brought in a sum of Rs. 11,379–3–10 in the shape of value of lands sold and arrears of tax. The registration of Puduvals yielded an income of Rs. 4,276–17–4 against Rs. 7,524–3–3 in 1076. Adding to these the sum of Rs. 17,650–3–6 realised from the disposal of revenue cases in the settled taluks of Quilon, Karunagapally and Neyyattinkara, the total receipts amounted to Rs. 33,305–24–4 against Rs. 41,772–4–13 in the previous year.

Appeals. 24. Inclusive of the previous year's balance, there were 2,643 appeals for disposal, of which 630 were before the Peishcar and 2,013 before his Assistants. The number disposed of by the Peishcar was 354 and that by the Assistants 953, the balance at the close of the year being 1,336. The work of the Assistants is capable of much improvement.

Ayacut agency. 25. The preparation of the settlement registers for the Chirayinkil taluk was proceeded with during the year. Records were completed for 22 villages and sent to the press.

Viruthi settlement. 26. The work done by the department under the viruthi settlement is shown in the following statement :—

Taluks.	Total No. of viruthi properties.	No. pending disposal at the end of 1076.	No. filed in 1077.	No. disposed of in 1077.	No. pending at the close of 1077.	Amount of vilayartham and proceeds of auction sale realised.
						Rs.
Kartigapally ...	4,696	...	13	13	...	8,135
Quilon	3,689	50	16	66	...	6,508
Karunagapally ...	24,635	11,215	930	9,283	2,862	80,806
Neyyattinkara ...	4,024	543	5	354	194	16,361

Circuit. 27. The Peishcar was on circuit 140 days and travelled 634 miles.

Cost. 28. The total cost of the department amounted to Rs. 1,97,032 against Rs. 1,95,598 in 1076.

29. A diagram showing the progress of settlement operations is appended as usual.

30. On the whole, the results are satisfactory.

CHAPTER III.

PROTECTION.

LEGISLATION.

Meetings of the Council. Regulations passed.

31. There were four ordinary meetings of the Council. The following Regulations were passed during the year :—

Regulation I of 1077. To amend the Civil Courts Regulation I of 1057. The ordinary jurisdiction of Munsiffs was raised from Rs. 500 to Rs. 1,000 and power taken to raise their small cause jurisdiction from Rs. 30 to Rs. 50 in individual cases, on the recommendation of the High Court.

Regulation II of 1077. To make provision for the care of the person and property of minors. This is an adaptation of Act VIII of 1890 and supplies a long felt want.

Regulation III of 1077. To provide for the segregation and medical treatment of pauper lepers and the control of lepers following certain callings. This enactment is based on Act III of 1898 and is a source of relief alike to the unfortunates and to the general public.

Bills considered.

32. The Reports of the Select Committees on the Civil Procedure Code Amendment Bill and the Hindu Religious Endowments Bill were presented. Three Bills were introduced viz., the Weights and Measures Bill, the Press Bill and the Lepers Bill, of which the last was passed into law and the other two were referred to Select Committees.

POLICE.

Strength and distribution.

33. The sanctioned strength of the force was 1,745 against 1,732 in 1076, the increase being chiefly due to the establishment of a new station at Oodumpanshola in the Cardamom Hills and the substitution of the police for the military guard in the Nagercoil civil jail. The actual strength on the last day of the year was 1,723. Deducting the number employed in the reserve and as jail guards &c., the effective strength was 1,388, the ratio of police to population and area being one policeman to 2,126 inhabitants and to 5·1 square miles. The pay of the lowest grade of head contables was raised from Rs. 10 to Rs. 12 during the year.

Casualties, punishments and rewards.

34. There was a satisfactory decline in the number of resignations and dismissals from 50 and 36 to 42 and 14 respectively with, however, a slight increase in desertions from 23 to 26. The number fined and degraded also fell from 648 and 42 to 420 and 34 respectively, but suspensions rose from 6 to 17. Only 1 constable received a money reward during the year.

Prosecutions.

35. The number prosecuted was the same as in the previous year, 50. Only 7 were charged by the Police, of whom 3 were convicted, the percentage of conviction showing a considerable improvement over the preceding year, 42·8 against 14·2. Of the number charged directly before the Magistracy, no case ended in conviction.

Cases investigated.

36. There was a slight decrease in the number of cases reported, 5,135 against 5,391. Inclusive of arrears, the number for disposal was 5,283, of which 3,309 were charged, 1,789 referred as false, 54 transferred to the undetected list and 131 pending at the year's close. In addition to this, 698 cases of unnatural death, 214 accidental fires and 1,252 non-cognizable cases were also dealt with during the year. Of the cases charged, 53·62 per cent were under the Penal Code and 46·38 per cent under local and special laws.

Detective results.

37. The percentage of conviction rose from 88·01 to 89·06 in cases but fell from 78·7 to 78·4 in respect of persons, while in the recovery of property there was a decline from 77·6 to 67·04. The average duration rose from 5·2 to 5·6 days in the cases charged and from 12·9 to 13·5 in the cases referred, but the average duration of the detention of prisoners showed an improvement under both heads, being only ·9 and ·8 against 1·5 and 1·3 days respectively in 1076. The number of witnesses examined was 22,170.

Graver crimes.

38. Particulars regarding the graver crimes dealt with are shown in the marginal statement. There was a decline in the number of cases reported under all heads. The percentage of conviction showed an improvement in dacoity, robbery, house-breaking and theft, and ordinary theft. In the recovery of stolen property, there was a regrettable falling off in dacoity with, however, an increase in robbery, cattle-theft and ordinary theft.

Offences.	No. of cases reported.		Percentage of conviction				Percentage of property recovered.	
			Cases.		Persons.			
	1076	1077	1076	1077	1076	1077	1076	1077
Murder ...	28	17	95	68·4	90·3	59·2	...	...
Culpable homicide..	14	9	80	75	60	66·6		...
Dacoity	62	49	28·5	62·5	36	27·5	35·5	8·6
Robbery ...	288	254	57·6	76·9	50	63·1	55·07	80·6
House-breaking and theft ..	485	403	85·8	88·3	79·5	79·2	80·1	61·5
Cattle-theft ...	194	179	87·8	80·6	83·7	65·1	88·8	94·8
Ordinary theft ...	1,856	1,771	87·3	88·6	81·3	82·1	71·2	76·6

Cases referred by and to the Magistracy.

39. 1,055 cases were referred to the Police by the Magistracy, of which 636 were returned as false. 603 or 94·81 per cent of the latter were ordered to be struck off. The number of cases referred by the Police was 1,153, of which 953 or 82·65 per cent were sanctioned.

Violent and unnatural deaths.

40. The total number reported was 737 or 4 more than in 1076. There were 599 accidental deaths and 77 suicides—61 males and 16 females.

Accidental fires.

41. 214 fires were reported, the total value of property lost being Rs. 63,175.

Processes executed.

42. The number of processes executed rose from 88,585 to 91,250.

Escape and re-capture.

43. There was a satisfactory decline in the number of escapes from 16 to 5. All were re-captured.

Known depredators.

44. There was a falling off from 1,563 to 1,403, the number convicted being 160 against 193.

Investigation by different grades of officers.

45. Of the total number of cases investigated, 1·1 per cent were handled by the Assistant Superintendents, 43·8 per cent by Inspectors and 55·1 per cent by Head Constables against 1·2, 44·9 and 53·9 per cent respectively in the year before. The importance of superior officers taking a more active part in the detection of crime cannot be too strongly urged.

Inspection.

46. The Superintendent was on circuit for 172 days and the Assistant Superintendents of the Kottayam, Quilon and Southern Divisions, 242, 160 and 252 days respectively.

Cost.

47. The total expenditure was Rs. 2,28,296–21 ch.–6 c. against Rs. 2,21,198–3 ch.–2 c. and the average cost per police-man Rs. 132–13 ch.–15 c. against Rs. 128–6 ch.–7 c. The increased expenditure was chiefly under 'establishment charges' and was due to the full pay of the Superintendent having been disbursed during the whole year against only a few months in 1076 when he was on furlough, to promotions among the grades of Inspectors and the abolition of the last grade of head constables.

FACTORIES.

48. In addition to the 6 factories mentioned in para 62 of the last year's report, information is furnished this year regarding 26 tea and coffee factories in Peermade and Devicolum. Vide Appendix. The total number of factories is thus 32. Steam power was exclusively utilized in 4 and in conjunction with manual labor in 4, oil and steam in 1, water power exclusively in 8, water in conjunction with oil in 3 and in conjunction with steam in 1, oil exclusively in 9 and manual labor exclusively in 2. The total number of hands employed daily was 3,478 including 743 females. The wages ranged from 2 chs. 10 c. to 20 chs. per head. The number of youths employed was 953, their wages ranging from 2 chs. 10 c. to 5 chs. The building accommodation and sanitary arrangements continued satisfactory. There were no serious accidents in any of the factories.

ARMS, AMMUNITION &c.

49. 131 permits were issued during the year for the import of rifles, guns, revolvers, gunpowder, cartridges, percussion caps, sulphur &c. As in the preceding year, an increase is noted under detonators, blasting powder, fuses and dynamite, imported for the Railway and the High Range Road. Mostly, all the arms and ammunition were brought into the State as personal effects of individuals privileged to carry arms, or re-imported by travellers who had carried them out for self-defence. 27 export permits were issued for small consignments of sulphur and for revolvers, guns and cartridges, carried for self-defence. 90 licenses were granted for the manufacture or sale of arms, ammunition &c. Of these 71 were for sale and the rest, viz. 19, for manufacture.

CRIMINAL JUSTICE.

Tribunals.

50. The 2nd Tahsildar of Trivandrum was invested with Magisterial powers during the year, which raised the number of courts exercising criminal jurisdiction from 66 to 67. The territorial limits of some of the Sessions Courts were slightly altered, owing to the changes made in their civil jurisdiction.

State of crime.

51. The number of offences reported rose from 18,309 to 19,900, the increase being noticeable both in offences under the Penal Code and those under special and local laws, 15,749 and 4,151 against 15,038 and 3,271 respectively. There was a corresponding rise in the number of persons involved from 40,416 to 43,399. There was a satisfactory decline in cases of theft, housebreaking, grievous hurt, extortion, murder, offences against public justice and rape; but cases of robbery, dacoity, mischief by fire, offences relating to coin and Government stamps, kidnapping, trespass, mischief and assault showed an increase. The increase in offences under special and local laws was mainly under the Police Regulation. There was a falling off in cases rejected *in limine* from 1,079 to 925.

The ratio of conviction showed a slight improvement from 34·30 to 36·13. There was a falling off in cases under the Penal Code from 25·11 to 24·33 with a rise in cases under special and local laws from 80·23 to 86·72.

The number of female offenders charged and convicted rose from 2,125 and 194 to 3,202 and 274 respectively, the ratio of conviction being 8·56 against 9·13.

426 juveniles were charged against 468 in the previous year. The number convicted also fell from 104 to 75, the ratio of conviction being 25·25 per cent against 33·99 per cent. Only 2 of the youths were sent to the Reformatory against 7 in 1076. It is hoped that the High Court will see that the Reformatory is more largely utilized in such cases than the jail.

There was an increase in the number of public servants charged from 138 to 188, with a falling off in the percentage of conviction from 30·43 to 13·30. It is obvious that sufficient care and discretion were not exercised in starting drosecutions.

MAGISTRATES' COURTS.

52. The total file of the Magistrates' Courts rose from 18,309 to 19,900 cases—390 preliminary enquiries and 19,510 trials against 349 and 17,960 respectively. The increased work devolved mainly on the subordinate magistrates. Inclusive of arrears, the number for disposal was 20,556, of which 20,378 were disposed of, leaving a balance of only 178 cases against 209 in 1076. Cases of more than 3 months' duration fell from 25 to 12. The average disposal by a magistrate was 351 cases against 320, while the average duration was the same as in the year previous, 20 days for preliminary enquiries and 8 days for trials. Original jurisdiction.

The number of witnesses examined rose from 35,075 to 37,000, the average number examined by a magistrate being 638 against 605. The percentage of witnesses detained beyond 3 days also showed an improvement, being 1·20 against 1·84.

The number of persons involved in the cases disposed of by the magistracy showed a rise from 1,525 to 1,817 in preliminary enquiries and from 39,595 to 43,216 in trials. The number of persons committed rose from 234 to 258 and those convicted from 7,086 to 8,414, the percentage of committal and conviction being 14·20 and 19·47 against 15·34 and 17·90 respectively. Of the persons convicted, 65·65 per cent were sentenced to fine only against 60·12, there being a corresponding fall in the ratios of those sentenced to whipping and imprisonment. 11 persons were awarded solitary confinement against 18 in the year before.

53. 1,696 appeals affecting 1,711 persons were preferred to the District Magistrates during the year against 905 cases and 1,491 persons in 1076. The marked rise in the number of appeals was the effect of a circular issued by the High Court that persons convicted in the same case should, as far as possible, prefer separate appeals; the increase in the number of persons was due to the larger number convicted by the subordinate magistrates during the year. Inclusive of arrears, the number of appeals for disposal was 1,746, of which 1,738 were disposed of. Only 8 cases were pending at the year's close against 47 in 1076, but the average duration rose from 13 to 17 days. Appellate jurisdiction.

Judged by the results in appeal, the quality of the decisions of the subordinate magistrates showed a decided improvement, the percentage of confirmation rising from 54·73 to 63·08 with a falling off in that of modification and reversal.

54. The number of applications for revision was 95 or 6 more than in 1076, of which 93 were disposed of. The number of calendars and other proceedings revised rose from 16,709 to 18,390. Revision.

55. 9 persons were bound over to keep the peace and 3 for good behaviour against 2 and 6 respectively in 1076. Proceedings in cases of local nuisance numbered 27 against 18 and cases of disputed possession of immovable property 29 against 19. Preventive jurisdiction.

56. The fines imposed by the magistracy during the year amounted to Rs. 40,136, or Rs. 10,920 more than in 1076. The amount for recovery was Recovery of fines.

Rs. 47,607, of which Rs. 34,475 were recovered, Rs. 3,835 remitted on appeal or revision and Rs. 4,791 struck off as irrecoverable, leaving a balance of only Rs. 4,506 against Rs. 7,471 in the year preceding.

57. The Magistrates, as a body, have done good work under all heads.

SESSIONS COURTS.

Original jurisdiction.

58. The number of cases filed showed a slight increase, being 131 against 127, but the number for disposal inclusive of arrears was 140 against 142, of which 131 were disposed of. The number of persons involved in the cases disposed of was 255 against 268, but the number convicted was the same as in the previous year, 157. The ratio of conviction, however, rose from 58·58 to 61·57, the average duration being the same in both years, 9 days.

6 persons were sentenced to death, the same number as in 1076, while the number sentenced to life imprisonment fell from 17 to 4, with an increase in those sentenced to various terms of imprisonment from 90 to 118. There was a decrease in the number of persons sentenced to solitary confinement and whipping from 15 and 6 to 6 and 3 respectively.

The number of witnesses examined fell from 1,627 to 1,323, with a falling off in the number detained beyond 3 days from 270 to 82.

Appellate jurisdiction.

59. There was an increase in the number of appeals preferred from 168 to 311, owing to the special reason already referred to. The number for disposal inclusive of arrears was 321, of which 317 were disposed of, leaving a balance of 4, all filed a few days before the close of the year. The average duration rose from 18 to 21 days.

The result of the appellate decisions showed an improvement in the quality of the work of the District and First Class Magistrates, the ratio of confirmation being 51·42 against 43·75 per cent in the year previous.

Revision.

60. 47 revision petitions, 444 miscellaneous petitions, and 19,278 calendars and appeal statements were disposed of against 46, 447 and 16,074 respectively in 1076.

Recovery of fines.

61. The fines imposed during the year amounted to Rs. 2,257 against Rs. 2,567. The amount for recovery was Rs. 13,121, of which Rs. 772 were recovered, Rs. 100 remitted on appeal or revision and Rs. 187 struck off as irrecoverable, leaving a balance of Rs. 12,062 against Rs. 10,864.

62. Except in the matter of the duration of appeals and recovery of fines, the work of the Sessions Judges is satisfactory.

HIGH COURT.

Referred trials.

63. 11 cases were received during the year against 14 in 1076. The number for disposal was 13, one of which was received only in the last week of the year. All the remaining 12 cases affecting 13 persons were disposed of. Sentences of death against 5 and of life imprisonment against 4 were confirmed against 5 and 9 respectively in 1076. As in the previous year, the High Court altered a sentence of life imprisonment to one of death. 2 persons were acquitted and the sentence against the remaining one was reduced. The average duration of these cases, exclusive of extraneous delays, was 3 days, the same as in the year previous.

Appeals.

64. The number of appeals rose from 86 to 108. The number for disposal was 112, of which 105 affecting 108 persons were disposed of against 83 affecting 123 persons in 1076. Of the 7 cases pending, 5 were filed at the close of the year. The average duration was 15 days against 11. There was an improvement in the quality of the decisions of the Sessions Courts, the percentage of confirmation rising from 69·16 to 70·36, with a falling off in that of modification and reversal from 25·21 and 14·63 to 22·23 and 6·48 respectively. The disposals included 5 appeals by Government against acquittals, of which only one was successful.

Revision.

65. There was an increase under this head also, the disposals being 392 against 318. The sentence or order of the subordinate courts was quashed in 21·43 per cent of the cases against 33·33, modified in 10·97 per cent against 10·06 and interference declined in 67·60 per cent against 56·61 in 1076. The number of calendars, proceedings and appeal statements revised rose from 2,683 to 3,687.

Inspection.

66. 5 of the criminal courts were inspected by the Chief Justice during the year. The District Magistrate of Alleppey inspected the two courts in his station twice during the year as required by the Government circular, while the District Magistrate of the Cardamom Hills inspected the Peermade First Class Magistrate's court twice and the Anjenad 3rd class magistrate's court once. The subordinate magistrates' courts in the Padmanabhapurom, Trivandrum and Kottayam Divisions and 10 out of the 16 courts in the Quilon Division were inspected by the respective District Magistrates once. It is to be regretted that the inspection work of the District Magistrates showed no improvement in spite of the remark made in para 91 of the last year's report.

JAILS.

Central Jail.

Strength.

67. At the commencement of the year there were 567 convicts, 362 were admitted and 468 discharged during the year, leaving 461 at the year's close. The admissions were the smallest during the past decade. The number of reconvicted prisoners was 77 or 12 less than in 1076. 46 under-trial prisoners and 58 civil debtors were also confined in the jail. The average daily strength fell from 567·89 to 502·27.

Health of prisoners.

68. There was a satisfactory decline in the sick and death rates from 4·33 and 7·04 per cent to 4·28 and 4·57 per cent respectively. The average daily sick fell from 24·59 to 21·53 and the total number of deaths from 40 to 23. The special measures adopted on the interim report of the Jail Committee referred to in para 14 of the Resident's review of the last year's report and the unremitting attention paid by the Jail Superintendent and his subordinates to the proper preparation and distribution of food contributed to this result. The final report of the Jail Committee, which re-affirmed most of the suggestions made in their interim report, has since been received and disposed of. The action taken thereon, however, belongs to the current year.

Offences and punishments.

69. The number of jail offences was 296 against 333. The punishment of 'penal diet' was, at the suggestion of the Jail Committee, sparingly resorted to. Whipping, which is confined to serious offences, was awarded to only 17 convicts as against 31 in the year previous.

Release of prisoners.

70. In the exercise of the Royal Prerogative of Mercy, 31 convicts were released on medical grounds and 58 on the recommendation of the Jail Committee. The latter were Marava prisoners convicted in the Shencottah riots who had served out nearly three-fourths of their term of imprisonment.

Cost.

71. The total jail expenditure, inclusive of hospital charges, fell from Rs. 47,371–25 chs.–1 c. to Rs. 45,508–2 chs.–7 c. The average cost per head, however, rose from Rs. 83–21 chs.–1 c. to Rs. 90–18 chs.–4 c., the increase being chiefly due to the additional expenditure incurred on account of the special measures adopted for improving the health of the jail. The earnings from the jail manufactory amounted to Rs. 5,027–22 chs.–9 c. and the value of extra-mural labour to Rs. 13,046–21 chs.–6 c. The net expenditure gives an average of Rs. 54–18 chs.–2 c. per head against Rs. 49–2 chs.–3 c.

District Jails.

72. The admissions in the Quilon and Alleppey district jails numbered 324 and 368 respectively, the daily average strength being 99 and 91·9 respectively.

The percentage of average sick to average strength calculated on the total jail population was 8·88 in Quilon and 4·08 in Alleppey and the death rates 9·1 and 3·68 respectively. The causes of the comparatively high sick and death rates in the Quilon jail are under investigation. The cost of these jails was Rs. 8,412 and Rs. 7,079 respectively, the value of extra-mural labour amounting to Rs. 1,986 and Rs. 2,350 respectively.

CIVIL JUSTICE.

Tribunals.

73. The number of courts exercising civil jurisdiction was the same as in the previous year, 27. One of the Itinerant Munsifs' courts was made permanent and located at Kuzhithurai. Some alterations were made in the territorial jurisdiction of the courts, to equalize their work and promote public convenience.

The Civil Courts Amendment Regulation (I of 1077), raising the ordinary jurisdiction of the Munsifs from Rs. 500 to Rs. 1,000, came into force from the commencement of the second quarter of the year under report. In exercise of the power conferred by the Regulation, the small cause jurisdiction of 10 out of the 21 Munsifs was raised from Rs. 30 to Rs. 50.

State of Litigation.

74. Particulars regarding the entire litigation of the State are given in the marginal statement. The marked falling off in the file of original suits in the District Courts is due to the operation of the Civil Courts Amendment Regulation, the chief object of which was to lighten the original work of the District Judges. Only 1·82 per cent of the original litigation devolved on the District Courts during the year against 3·38 in 1076. As a result of the same measure, the small cause file of the Munsifs' Courts rose from 14,426 to 15,939, the ratio of small causes to the total file of original suits being 43·99 per cent against 38·69 per cent in the year previous. The decrease in original suits was mainly in suits on written contracts. There was an increase in real property suits.

	Original suits.			Appeals.		
	Munsifs' Courts.	District Courts.	Total.	District Courts.	High Court.	Total.
1076	36,104	1,261	37,365	2,056	863	2,919
1077	35,688	663	36,351	2,212	730	2,942

649 ordinary suits of between Rs. 500 and Rs. 1,000 and 1,710 small causes of between Rs. 30 and Rs. 50 were filed in the Munsifs' Courts as the effect of the new Regulation and the arrangements made thereunder.

Original jurisdiction.

Munsifs' Courts.

75. Inclusive of arrears, there were 27,970 ordinary suits and 16,947 small causes for disposal, of which 21,006 and 16,124 respectively were disposed of, leaving 6,964 and 823 respectively pending at the end of the year. The institutions showed a falling off of 1,929 in ordinary suits and an increase of 1,513 in small causes. The disposals exceeded the institutions under both heads and formed 82·66 per cent of the number for disposal. The ratio of contested suits disposed of was 33·56 per cent in ordinary suits and 17·13 per cent in small causes, and that of real property suits, 37·51. The disposals by the full-time Munsifs averaged 1,090 ordinary suits and 837 small causes, or a total of 1,927 against 1,910 in the year previous. There was an improvement also in the average duration, 4 months and 3 days against 6 months and 6 days in contested suits and 1 month and 9 days against 1 month and 12 days in uncontested suits. The arrears came down from 7,856 to 7,787. Suits of more than one but less than two years' duration rose from 439 to 526 with, however, a falling off in suits of more than 2 years' standing from 21 to 9. The aggregate value of the suits was

Rs. 29,82,323 and the average value Rs. 83 against Rs. 25,94,024 and Rs. 71 respectively in the year before.

76. The work of the Munsifs is satisfactory.

District Courts.

77. The number for disposal, inclusive of arrears, was 1,338 ordinary suits and 57 small causes, of which 887 and 52 were disposed of, leaving 451 and 5 respectively at the year's close. The disposals exceeded the institutions and formed 67·31 per cent of the number for disposal against 66·01 in 1076. The ratio of real property suits was 72·72 per cent, of contested ordinary suits 60·77 and of contested small causes 36·54 per cent. The average duration of contested suits was 9 months and 1 day and of uncontested suits 3 months and 29 days. The arrears came down from 654 to 456 "as the result," the High Court observe, "of the substantial relief afforded to the District Courts by the Civil Courts Amendment Regulation." Suits of more than one and two years' duration, however, rose from 44 and 4 to 108 and 8 respectively. The aggregate and average values of the suits were Rs. 10,32,060 and Rs. 1,556 against Rs. 13,47,246 and Rs. 1,068 respectively in 1076.

Execution of decrees.

78. Out of 2,223 applications for disposal before the District Courts and 38,250 before the Munsifs' Courts, 1,910 and 34,187 respectively were disposed of. The arrears fell from 437 and 4,205 to 313 and 4,063 respectively. The average duration of these applications was 47 days for ordinary suits and 82 days for small causes in the District Courts against 51 and 61 days respectively, while in the Munsifs' Courts it was the same in both years, 35 days in ordinary suits and 21 days in small causes. The amount realized in execution was Rs. 3,87,847 against Rs. 3,62,917 in the District Courts and Rs. 4,98,059 against Rs. 4,88,253 in the Munsifs' Courts. There was a marked increase in recoveries by issue of processes in both classes of courts, but recoveries without the aid of processes fell from Rs. 1,14,141 to Rs. 52,799 in the District Courts, while in the Munsifs' Courts there was a slight increase under this head also. The disposal of civil miscellaneous petitions connected with the execution of decrees numbered 5,376 in the District Courts and 42,047 in the Munsifs' Courts against 4,843 and 43,587 respectively.

29 decrees from British India and 59 from the Cochin State were received for execution while the number of local decrees sent to British India and Cochin for execution was 42 and 20 respectively.

Appellate Jurisdiction.

District Courts.

79. 1,847 appeals from regular decrees, 73 appeals from orders which are decrees, 179 cross-objections and 113 miscellaneous appeals were filed during the year, there being an increase under all the above heads except the second. Inclusive of arrears, the total number for disposal was 3,028, of which 2,412 or 79·66 per cent were disposed of against 74·87 per cent in 1076. The ratio of contested appeals was 91·87 and of appeals relating to real property 51·03. The average duration showed a slight improvement, being 4 months and 7 days against 4 months and 10 days in regular appeals, 3 months against 3 months and 8 days in appeals from orders which are decrees, 2 months and 23 days against 4 months and 3 days in cross-objections, and 2 months and 3 days against 2 months and 27 days in appeals from orders. The arrears came down from 715 to 616. Appeals of more than one year but less than two years' duration rose from 2 to 14. The aggregate and average values of the appeals were Rs. 3,17,694 and Rs. 172 against Rs. 2,73,309 and Rs. 156 respectively. As observed by the High Court, "the appellate work done by the District Courts during the year was in every respect much heavier than in the year before."

High Court—First and Second appeals.

80. There was a falling off in the institutions under both heads, 285 and 368 against 340 and 420 respectively. Inclusive of arrears, the number for disposal was 434 first appeals and 479 second appeals, of which 297 and

371 respectively were disposed of. The ratio of disposal was 73·16 per cent. Full Bench cases numbered 16 against 28. The average duration of first appeals rose from 5 months and 9 days to 6 months and 9 days and of second appeals from 3 months and 21 days to 4 months and 7 days. The arrears fell from 258 to 245. The aggregate values of the first and second appeals were Rs. 3,04,511 and Rs. 81,162 against Rs. 3,70,923 and Rs. 86,304 respectively and the average values Rs. 1,157 and Rs. 229 against Rs. 1,159 and Rs. 214 respectively.

Cross-objections and appeals from orders.

The disposals under these heads were 50 and 31 against 60 and 37 respectively, the decrease being due to the falling off in the institutions.

Applications for review.

Inclusive of arrears the number for disposal was 18, of which 8 were disposed of, 7 rejected and 1 granted. The remaining 10 were mostly received at the close of the year.

Miscellaneous.

465 civil miscellaneous petitions were disposed of against 494. Applications for review of the proceedings of the lower courts fell from 56 to 46, while applications for transfer of cases rose from 26 to 30. There were 2 stamp references against 1 in 1076.

Quality of work.

81. The ratio of appeals to the appealable decrees passed by the Munsifs was 26·13 per cent against 25·11. The ratios of confirmation, modification and reversal stood at 52·90, 16·71 and 30·39 per cent against 53·07, 13·71 and 33·22 per cent respectively in the preceding year. 44 of the Munsifs' decrees were restored by the High Court on second appeal against 31 in 1076. The High Court remark: "the quality of the decisions of both Munsifs and Revenue Officers has slightly improved."

48·24 per cent of the original decrees and 18·87 per cent of the appellate decrees passed by the District Judges were appealed against as compared with 40·37 and 23·32 per cent respectively in 1076. The increase under the former is, in the opinion of the High Court, "apparently due to the higher value and importance of the ordinary suits that came before the District Courts after the Civil Courts Amendment Regulation." The ratio of confirmation rose from 53·01 to 60·42 in original decrees, with a falling off in appellate decrees from 63·43 to 60·50, modifications fell from 32·53 to 23·68 per cent in original decrees and from 18·92 to 15·47 per cent in appellate decrees, while reversals rose from 14·46 to 15·90 and from 17·65 to 24·03 respectively. The High Court observe: "while the quality of the appellate work of the District Judges slightly suffered, that of their original work decidedly improved."

Government suits and appeals.

82. There was a marked decline in suits by and against Government. Only 1 suit was filed by Government against 12 in 1076, while suits against Government numbered 56 against 65. The total number of suits for disposal was 118, of which 60 were disposed of, 46 on the merits, the Government being successful in 28 or 60·87 per cent against 52·38 per cent in the year previous.

Appeals before the High Court in which the Government was a party fell from 63 to 27. The number for disposal was 37, of which 16 were disposed of, 15 on the merits, the Government being successful in 11 or 73·33 per cent against 37·93 per cent in 1076. These results are very satisfactory.

Miscellaneous.

83. 5 courts were inspected during the year and 12 Civil Circulars issued. The High Court also framed the necessary rules and forms under the Guardians and Wards Regulation, which were duly sanctioned and published at the close of the

year, the Regulation itself coming into force from the beginning of 1078. At the instance of the High Court, arrangements were made with the Cochin State, through the British Government, for the free reciprocal service of processes between the two States The practical working of the arrangement belongs, however, to the current year.

Financial.

84. The receipts under Civil Justice rose from Rs. 5,95,360 to Rs. 5,96,623 and under Criminal Justice from Rs. 31,638 to Rs. 40,406, or a total of Rs. 6,37,029 against Rs. 6,26,998. The expenditure under the two heads was Rs. 3,34,211 and Rs. 1,87,922 against Rs. 3,34,177 and Rs. 1,79,473 respectively, or a total of Rs. 5,22,133 against Rs. 5,13,650.

REGISTRATION.

Number and value of instrument.

85. The total number of instruments presented for registration in the 47 registration offices rose from 1,62,896 to 1,66,588, of which 1,62,133 or 97·3 per cent related to immovable property. The average number for each office was 3,544 against 3,466 in 1076. The aggregate value of the instruments registered rose from Rs. 3,52,86,846 to Rs. 3,55,69,555 with, however, a fall in the average value from Rs. 218 to Rs. 215. Of the documents relating to immovable property, 48 per cent were of the value of Rs. 100 and above and 52 per cent below Rs. 100. 98·8 per cent of the documents were registered on the day of presentation against 97·7 in the year previous.

Wills.

86. The number of wills registered rose from 135 to 153. No will was deposited under sealed cover.

Disposals.

87. Inclusive of 41 instruments pending at the close of the preceding year, the total number for registration was 1,66,629 of which 1,66,504 were registered, 77 refused registration, 16 returned to parties on their application and 11 impounded under the Stamp Regulation. In spite of the increase in the number of instruments presented for registration, only 21 were pending disposal at the end of the year, 16 before the Division Peishcars as stamp references and 5 before the sub-registrars. Appeals before the District Registrars numbered 34, of which 32 were disposed of.

Prosecutio

88. The number of prosecutions fell from 6 to 2, of which 1 case ended in conviction.

Inspection

89. The District Registrars inspected all the offices under them, except Devikulam, not less than twice. The Director inspected all the District Registrars' offices and 45 out of 47 sub-registry offices, spending 86 days in camp.

Financial.

90. The earnings of the department amounted to Rs. 2,72,261 or Rs. 8,099 more than in the preceding year. The expenditure also rose from Rs. 99,363 to Rs. 1,03,659, the increase being mainly due to the disbursement, for the whole year, of the pay of the additional hands referred to in para 120 of the last year's report.

91. The operations of the department show a steady advance.

REGISTRATION OF JOINT-STOCK COMPANIES.

92. During the year, 4 new companies were registered with a total capital of Rs. 1,38,680 as against 3 companies with a capital of Rs. 53,200 in 1076. There were, at the end of the year, 29 working companies with an aggregate capital of Rs. 12,52,425.

93. The receipts amounted to Rs. 145 against Rs. 75.

MILITARY.

Reorganization of the Nayar Brigade.

94. The scheme for the reorganization of the Nayar Brigade referred to in para 125 of the last year's report was given effect to during the year. The existing two Battalions have been amalgamated and styled the Second Battalion, the 16 companies being reduced to 14. The reduction will continue until only 10 companies remain with a strength of 910 of all ranks. This reduction will provide 500 men of all ranks for the new Battalion which is styled the First Battalion and is intended for purely military duties, following as far as possible the interior economy and discipline of a British Native Infantry Regiment. During the year, 112 men were enlisted and 1 subadar-major, 1 jamadar and 1 havildar-major were transferred from the existing Battalions to the new First Battalion when enlistment commenced. Temporary lines have been provided for them and permanent buildings are in course of construction.

Pensions and gratuities.

95. 1 subadar, 8 havildars, 2 naiques and 62 privates were pensioned and 1 naique and 3 privates retired on gratuity.

Brigade Hospital.

96. The following statement gives the usual statistics of the Brigade hospital:—

Remaining at the end of 1076.	Admitted in 1077.	Total.	Cured.	Relieved or otherwise discharged.	Died.	Remaining.	Percentage of sick.	Percentage of mortality.	Average annual strength.
9	1,047	1,056	932	90	10	24	1·23	·94	1,703

MARINE.

Shipping.

97. 667 vessels called at the several ports of the State during the year with an aggregate tonnage of 4,11,260 as against 621 with a tonnage of 3,30,915 in 1076. The ports of Alleppey, Quilon and Colachel had the largest proportion of shipping, owing to the importation of foreign paddy.

Receipts.

98. The collections under port dues, pier toll and tramway hire amounted to Rs. 11,162, 9,123 and 8,624 against Rs. 10,120, 8,100 and 6,791 respectively in 1076.

Expenditure.

99. The expenditure on the light-house at Alleppey was Rs. 2,951, on the pier Rs. 4,634 and on the tramway Rs. 4,728.

DESTRUCTION OF WILD ANIMALS.

100. 7 tigers and 66 panthers were killed during the year and the rewards granted amounted to Rs. 1,076–27 ch.–10 c. Five permits were issued for shooting wild elephants.

CHAPTER IV.

PRODUCTION AND DISTRIBUTION.

SEASON AND RAINFALL.

Season.

101. The season was generally good but less favourable for agriculture than in 1076. The prices of food grains exhibited no appreciable variations. The wages of labour remained almost stationary.

Rainfall.

102. The total rainfall of the year, gauged at the 39 stations, was 3422·01 inches or 331·29 inches in excess of the normal. The month of Makarom was the driest, while in Vrichigom all the stations had rain in excess of the normal. The month preceding the south-west monsoon was exceptionally dry but in the month following there was excessive rain in all parts excepting the Trivandrum and Southern Divisions.

FORESTS.

Forest reserves.

103. During the year, 25 blocks covering 105 square miles and 500 acres were gazetted for reservation, 508 square miles and 270 acres were reserved, and 10 square miles and 350 acres of proposed reserves cancelled. The area of reserved forests at the end of the year was 1,534 square miles and 181 acres and of reserved lands, 361 square miles and 40 acres. Adding to this an area of 499 square miles and 380 acres of reserved forests and 1 square mile and 230 acres of reserved lands under the Cardamom Department, the total area under control was 2,396 square miles and 191 acres against 2,301 square miles and 41 acres in 1076. Mr. Bourdillon estimates that the total area suitable for reservation throughout the State is not likely to exceed 2,500 square miles. 24 Fuel Reserves with an area of 37 square miles and 106 acres were notified during the year.

Forest Settlement.

104. There was a considerable increase of work under this head, the area finally reserved being, as already stated, 508 square miles and 270 acres against 206 square miles and 180 acres in 1076.

Demarcation and Survey.

105. 101·2 miles of reserve boundary were newly cleared at Rs. 22·78 per mile and 116·6 miles of old boundary re-cleared at Rs. 9·3 per mile. There was an improvement both in the length of boundary cleared and in the cost incurred. 8 reserves and an area of 106·20 acres newly planted with teak at Malayattur and Koni were surveyed.

Working plans.

106. A plan of operations was sanctioned at the commencement of the year for the Northern, Central and Quilon Divisions. Block and compartment boundaries were cut.

Communications and buildings.

107. The allotment sanctioned for the year was Rs. 24,500, of which Rs. 19,359 were spent, Rs. 5,707 on roads and bridges, Rs. 8,350 on buildings and Rs. 5,302 on other works. The expenditure formed 85·32 per cent against 69·88 in 1076. The attention of the Conservator is drawn to the necessity of spending a larger portion of the allotment on roads to forests not now easily accessible.

Forest offences.

108. 514 cases were reported and inclusive of 133 cases of the previous year, there was a total of 647 cases, of which 308 were prosecuted, 207 rejected as false and 132 were pending at the year's close. Inclusive of arrears, the cases before

the magistracy numbered 371 for disposal, of which 172 were compounded, 32 withdrawn and 101 disposed of by the magistracy, leaving 66 pending. The percentage of conviction rose from 71·42 to 86·13. The amount of compensation realized was Rs. 1,168-22-7.

Cases of clearing land within reserves fell from 36 to 12, but cases of illicit collection of timber from reserves rose from 15 to 38. There was a decline in cases of illicit collection of timber outside the reserves from 131 to 96, with an increase in cases of damage to royal or reserved trees from 35 to 96. The increase in the number of forest offences is attributed "not to an increase in crime but to the increased activity of the forest staff."

Forest fires.

109. The area under fire protection was 1,793·93 square miles. 88 watchers were appointed for 4 months and fire lines cut for 27½ miles. As the year was unusually dry, fires occurred in all the Divisions in spite of the precautions taken.

Reproduction, natural and artificial.

110. Mr. Bourdillon reports that natural reproduction during the year was good, though in some of the forests in the Southern Division the seedlings were killed off owing to the drought which prevailed. Reeds flowered in the Idiyara valley.

The teak plantation at Malayattur was extended by 44 acres and that at Koni by 62·20 acres. Two fires occurred in Koni and one in Malayattur but the damage done was not much. Leaf-eating caterpillars defoliated the plantations about March and April, disappearing after a couple of months.

In the Manimala range, an experiment was made in clearing about 75 acres and dibbling in teak seed; 50 per cent of the seeds germinated. The plantation of Para rubber trees in the Northern Division was carefully maintained during the year. No additions were made to the casuarina plantations. The one at Kadinamcolum, of 20 acres in extent, is reported to have failed, owing chiefly to the sandy nature of the soil which soon parted with its moisture.

A good quantity of Panama rubber seeds (*Castilloa elastica*) was purchased and tried but the whole of it failed, the reason being, in Mr. Bourdillon's opinion, that the seed is 'too delicate to stand a long journey'.

Camphor tree (*Cinnamomum camphora*). A third consignment of seeds procured from Japan also failed, but 400 plants were purchased from Ceylon, nearly a fourth of which is reported to be thriving. The plants, however, are inclined to bush instead of forming clear stems. 3 plants of the giant bamboo (*Dendrocalamus giganteus*) sent to Koni from the Trivandrum gardens and 7 plants of Manilla hemp (*Musa textilis*) at Arienkavu are thriving.

Forest produce.

111. The quantity of timber removed from the forests by Government agency rose from 33,436 to 44,236 with a considerable falling off in that removed by purchasers and others from 44,595 to 5,282 candies, as the result of the abolition of the permit system. The receipts from timber of the former class, however, showed an increase of Rs. 85,288 against a decrease of Rs. 47,710 under the latter class. Mr. Bourdillon is of opinion that the arrangement now introduced should be given a further trial before any definite pronouncement can be made on the comparative merits of each system. The income from minor forest produce was Rs. 25,545.

Receipts and expenditure.

112. The total revenue of the department was Rs. 5,72,580 against Rs. 5,41,533 or an increase of Rs. 31,047. The expenditure rose from Rs. 3,30,859 to Rs. 4,47,326.

CARDAMOM AND OTHER GOODS.

Cardamom lands.

113. An area of 181·10 acres was newly registered during the year, which raised the total area under cultivation to 15,861·21 acres. Of these, 1,328·07 acres were paying an assessment of Re. 1 per acre, 12·30 acres, Rs. 3 per acre and 14,498·76, Rs. 6¼ per acre. The remaining 22·08 acres were grants for cereal

cultivation. The period of 3 years fixed for the payment of the light assessment of Re. 1 per acre for the original grants having expired in most cases, the area subject to the Rs. 6¼ rate rose from 9,050·10 to 14,498·76 acres. There was a corresponding rise in the total demand from Rs. 63,197-4-13 to Rs. 91,042-16-13, of which Rs. 65,131-16-0 or 71·54 per cent were recovered. A sum of Rs. 11,752-19-13 was recovered out of the arrears (Rs. 15,960-7-12) which remained at the end of 1076. The balance for recovery under both heads at the end of the year was Rs. 30,118-16-12, of which Rs. 4,405-5-7 have been remitted and Rs. 12,096-1-0 are due on lands relinquished by the ryots as unprofitable. These are lands adjoining the old gardens which though unsuitable for cardamom cultivation were taken up by the ryots in their ignorance. Enquiries are being made to determine what portion of the tax on these lands should be struck off as irrecoverable. The condition of the old gardens is reported to be satisfactory. A few of the ryots are experimenting with ragi, beans and various other products, which have responded well.

Receipts and expenditure.

114. There was an increase in the receipts from cardamoms from Rs. 51,953 to Rs. 83,793, with a falling off in ivory, wax and other goods from Rs. 7,371 to Rs. 5,331. The receipts from timber depots also fell from Rs. 23,970 to Rs. 21,097, while grazing fees amounted to Rs. 3,524 against Rs. 3,519. The total receipts amounted to Rs. 1,13,745 against Rs. 86,813, the increase being chiefly due to the levy of the enhanced rates which fell due on the gardens and the recovery of the arrears held in abeyance in the preceding year. The expenditure fell from Rs. 37,902 to Rs. 37,547, leaving a net income of Rs. 76,198 against Rs. 48,911.

Smuggling.

115. Six cases of tobacco smuggling and 2 cases of theft of cardamoms were detected and all of them ended in conviction.

Inspection.

116. The Superintendent was on circuit for 81 days and inspected all the stations in the Cardamom Hills and Anjenad.

General.

117. As the tract known as the Cardamom Hills and High Range had never before received a visit from the head of the administration, I took occasion, during the year under report, to inspect the locality up to Devicolam and Munar with the permission of His Highness the Maha Rajah, and was deeply impressed with the marvellous development of these outlying tracts through European enterprise and capital. The natives, too, are endeavouring to emulate their example and both classes appreciate the various measures sanctioned by His Highness' Government, from time to time, for the development of the country. Several points were discussed on the spot with the planters and ryots, and such discussion has helped greatly towards the satisfactory solution of many practical questions, of which the following may be specially mentioned :

(1) Revision of the rules for the grant of lands for cereal cultivation so as to provide for a fixity of tenure and a uniform rate of 4 as. per acre for dry and Re 1 for wet lands, the assessment being subject to revision once in 30 years.

(2) Special grants of sites, timber and other pecuniary help to induce cardamom ryots (who mostly live in the villages of the adjoining Madura District) to settle on the hills. An allotment of Rs. 2,500 was sanctioned for giving effect to this scheme.

(3) Opening of a school at Munar.

(4) Establishment of a police-station at Oodumpanshola.

(5) Provision of outlet-roads from the Cardamom Hills which stand in sore need of communications.

TRADE.

Value.

118. The total value of the external trade of the country was Rs. 2,84,23,433 against Rs. 2,73,25,262 in 1076. Of these, Rs. 1,58,65,694 or 55·9 per cent were exports and Rs. 1,25,57,739 or 44·1 per cent imports against Rs. 1,69,85,774 or 62·2 per cent and Rs. 1,03,39,488 or 37·8 per cent in 1076. These do not include the transactions on account of Government. Statistics of internal trade are not available.

Trade routes.

119. Of the entire external trade, 39 per cent was carried by sea, 46 by backwater and 15 by land.

Exports and Imports.

120. The subjoined statement shows the principal exports and imports for the past two years:—

Exports.			Imports.		
Articles.	1076	1077	Articles.	1076	1077
	Rs.	Rs.		Rs.	Rs.
Copra	39,55,002	39,14,448	Piece goods ...	12,86,310	16,04,424
Cocoanut oil ...	5,29,052	3,76,549			
Coir...	33,80,104	29,77,021	Thread	1,32,069	2,53,737
Fibre	13,350	8,608			
Cocoanuts	2,91,795	2,38,856	Cotton	4,49,231	4,78,901
Arecanuts	4,75,884	4,46,997			
Dry ginger ...	4,06,592	6,92,240	Rice	8,52,871	11,48,694
Coffee	1,13,804	1,50,688			
Jaggery	4,64,216	5,04,626	Paddy	19,91,780	22,81,777
Salt fish	3,24,223	3,34,674			
Tamarind	2,12,299	1,73,951	Tobacco	32,16,267	32,36,481
Timber	4,88,741	4,84,952			
Pepper	18,41,727	12,61,954	Minor articles ...	24,10,960	35,53,725
Hides	1,66,670	1,90,523			
Cardamoms ...	28,778	33,859			
Tea	16,80,644	13,64,632			
Other articles ...	26,12,893	27,11,116			

The trade in the several products of the cocoanut tree, which represents 47·3 per cent of the entire exports, shows again this year a falling off to the extent of Rs. 6,53,821 in value, owing to adverse season. The fall in the exports of pepper, arecanuts and tea is noticeable. The rise in the export of salt-fish shows that the reduction of the export duty on it has had the intended effect. The imports showed an increase under all items.

121. The statement below shows the direction of the entire external trade:—

No.	Places.	Exports.	Imports.	Total.	Percentage of the entire trade in 1077.	Percentage of the entire trade in 1076.
		Rs.	Rs.	Rs.	Rs.	Rs.
	British India	1,53,66,053	1,01,44,358	2,55,10,411	89·7	89·5
	Foreign countries.					
1	Pondicherry and Marseilles ...	4,538	424	4,962	·01	·02
2	Ceylon	1,34,462	22,03,374	23,37,836	8·2	8·5
3	Other Asiatic countries ...	24,924	11,620	36,544	·1	·1
4	The United Kingdom ...	2,87,710	1,97,963	4,85,673	1·7	·7
5	America (New York) ...	48,007	...	48,007	·1	1·08
	Total.....	1,58,65,694	1,25,57,739	2,84,23,433	100	100

The bulk of the trade was with British India as usual.

THE PUBLIC WORKS DEPARTMENT.

Total expenditure as compared with the previous year.

122. The total expenditure under Public Works amounted to Rs. 26,25,002 during the year,—Rs. 20,09,989 by the Chief Engineer's Department and Rs. 6,15,013 by the Marahmut Department—against Rs. 22,29,437, Rs. 17,39,248 and Rs. 4,90,189 respectively in the previous year. There was an increase of Rs. 3,95,565 in the expenditure during the year, which raises the percentage on the total revenue from 23 to 26 excluding debt heads.

The Chief Engineer's Department.

Budget grant and expenditure.

123. The Budget grant originally sanctioned for the year was Rs. 20,00,000. This was raised subsequently to Rs. 20,47,930. The sum drawn against this grant was Rs. 20,25,349. The actual adjusted expenditure amounted to Rs. 20,09,989, which was made up of Rs. 16,78,709 on works, Rs. 2,46,370 on establishment and Rs. 84,910 on tools and plant.

Expenditure on works in each Division.

124. The expenditure on works amounting to Rs. 16,78,709 was apportioned among the various D. P. W. Divisions as shown in the following statement:—

Number.	Division.	Expenditure.		Percentage.	
		1076	1077	1076	1077
		Rs.	Rs.		
1	Trivandrum	4,93,941	5,48,354	34·25	32·67
2	Quilon	3,13,535	3,64,572	21·74	21·72
3	Kottayam	1,27,136	1,73,996	8·81	10·36
4	Muvattupuzha	1,11,100	1,67,926	7·70	10·00
5	Kotayar Project	3,41,235	3,83,976	23·67	22·88
6	Head Quarters	55,214	39,885	3·83	2·37
	Total.....	14,42,161	16,78,709	100	100

Communications.

Expenditure.

125. The expenditure on communications amounted to Rs. 8,00,859 against Rs. 6,67,765 in the year 1076, *i. e.*, Rs. 3,53,973 on repairs and Rs. 4,46,886 on original works.

Repairs.

126. Repairs to roads cost Rs. 3,02,938 against Rs. 2,91,622 in the previous year. This expenditure was distributed over 2,190 miles of cart roads (including planters' roads), 375 miles of traces for new roads and 849 miles of village roads. Repairs to navigation canals and back-waters aggregating 141 miles absorbed Rs. 18,730, while bridges, ferries and lights cost Rs. 6,259, Rs. 8,390 and Rs. 17,656 respectively.

Original works.

127. The expenditure on original works under "communications" amounted to Rs. 4,46,886 against Rs. 3,23,225 in the preceding year.

The following statement shows the distribution of expenditure on roads over the several Divisions:—

Number.	Division.	Expenditure.		Remarks.
		1076	1077	
		Rs.	Rs.	
1	Trivandrum	58,697	46,213	
2	Quilon	50,921	1,39,248	
3	Kottayam...	39,615	66,726	
4	Muvattupuzha	55,102	56,708	
5	Kotayar Project... ...	2,827	2,246	
	Total.....	2,07,162	3,11,141	

The construction of the bridle path from the low country on the Travancore side to the High Range cost Rs. 16,024 which, with the previous year's expenditure, gives a total of Rs. 1,19,631. The negotiations with Messrs. Finlay Muir & Co., for the construction of a cart road from Munar to Chinnar on the Travancore–Coimbatore frontier—a distance of about 40 miles—were concluded, the company having undertaken to carry out the work for a sum of Rs. 4 lacs in round numbers. A payment of Rs. 33,339 was made to them during the year for work done on this road.

The expenditure on bridges and culverts amounted to Rs. 1,12,831 and on canals to Rs. 19,294. A sum of Rs. 13,996 was paid to the British Government, being the moiety of the charges for the construction by them of a bridge over the Chinnar at the Northern terminus of the new cart road. The supply of new ferry boats and jungars cost Rs. 2,367 and new lights Rs. 1,253.

Buildings.

Expenditure.

128. Under this head, there was an outlay of Rs. 4,94,652 against Rs. 4,80,513 in 1076. It was apportioned among the several Divisions as follows :—

No.	Division.	Expenditure. 1076	Expenditure. 1077
		Rs.	Rs.
1	Trivandrum	2,60,164	3,03,291
2	Quilon	1,05,273	83,452
3	Kottayam	25,741	31,336
4	Muvattupuzha	20,642	25,672
5	Kotayar Project	27,550	23,468
6	Head Quarters	41,143	27,433
	Total.....	4,80,513	4,94,652

Repairs.

129. The expenditure under repairs amounted to Rs. 87,659, the charges having mostly been confined to the usual maintenance.

Original works.

130. The outlay on original works was distributed over the several service heads as shown in the following table :—

No.	Service Heads.	Outlay in 1076	Outlay in 1077
		Rs.	Rs.
1	Residencies	16,339	11,561
2	Courts and Cutcherries ...	30,335	21,966
3	Police Buildings	9,385	17,677
4	Medical Do.	63,317	1,13,550
5	Jail Do.	17,361	25,438
6	Educational Do.	12,212	12,929
7	Public Bungalows	3,758	3,559
8	Chattrams	2,391	1,173
9	Tobacco Bankshalls (including Customs Buildings)...	4,196	4,762
10	Salt and Abkari Buildings ...	2,308	5,458
11	Military Do. ...	6,072	85,504
12	P. W. D. Do. ...	21,394	24,763
13	Anchal Do. ...	3,373	7,777
14	Miscellaneous Do. (including Registration, Forest, Sanitary, Marine and Printing Buildings)..	1,27,208	70,876
	Total.....	3,19,649	4,06,993

Irrigation Works.

Expenditure.

131. A sum of Rs. 3,69,500 was spent on Irrigation Works against Rs. 3,00,171 in 1076.

Original works.

132. The outlay on original works stands thus distributed over the several Divisions :—

Trivandrum Division ... ... Rs. 5,731.
Muvattupuzha Do. ... ... Rs. 13,234.
Kotayar Project Do. ... ... Rs. 3,32,042.
Total..... Rs. 3,51,007.

133. The Kotayar Project works absorbed an expenditure of Rs. 3,29,222 during the year and the progress made may be briefly indicated as follows :— Kotayar Project.

Main Dam.—The North-East monsoon precluded any start with the clearing up and concreting of the Rift on the right flank and it was not till the middle of February that the rock was bottomed out and the filling done with Portland cement concrete. The total quantity of concrete laid during the year was approximately 1,37,000 c. ft. The jungle at the +240 contour was cleared and burnt.

Col. A. W. Smart R. E., Chief Engineer for Irrigation, Madras Presidency, inspected the main dam with the Chief Engineer on the 12th April. His opinion of the Project and the execution of the work was, on the whole, favourable.

Thiruvankód Channel.—The channel up to the 11th mile was practically completed.

Right Bank Channel.—Earth work in the 2nd, 3rd and 4th miles was almost finished.

With the amount spent during the year, the expenditure on account of the Project is very nearly 20 lacs of rupees.

Miscellaneous.

134. A sum of Rs. 13,698 was spent on miscellaneous works. Expenditure.

Establishment.

135. The charges under this head were as follows, as compared with the previous year.

No.	Particulars.	1076	1077	Percentage on the actual outlay on works. 1076	Percentage on the actual outlay on works. 1077
		Rs.	Rs.		
1	Salaries	2,05,659	1,98,403	14·26	11·81
2	Travelling allowances ...	31,875	37,397	2·21	2·23
3	Contingencies	9,583	10,049	·67	·59
4	Arrears of salaries &c., previously due but disbursed during the year. ...	2,951	521	·20	·03
	Total.. ...	2,50,068	2,46,370	17·34	14·66

136. The Chief Engineer Mr. C. A. Smith was out on inspection for 160 days. Inspection.

Tools and Plant.

137. The expenditnre on Tools and Plant amounted to Rs. 84,910. An Ice machine was purchased during the year for the supply of ice to the Hospitals of the State and for sale to the public.

Maramut Department.

138. The expenditure incurred by this Department amounting to Rs. 6,15,013 was distributed as follows over the usual heads.

No.	Service heads.	Repairs. 1076	Repairs. 1077	Original works. 1076	Original works. 1077	Total. 1076	Total. 1077
		Rs.	Rs.	Rs.	Rs.	Rs.	Rs.
1	Communications ...	14,959	22,890	10,278	10,726	25,237	33,616
2	Buildings	2,57,720	2,98,478	60,144	1,00,264	3,17,864	3,98,742
3	Irrigation works ...	10,522	6,326	32,295	47,318	42,817	53,644
4	Miscellaneous ...	43,042	55,656	30,192	42,183	73,234	97,839
	Total ...	3,26,243	3,83,350	1,32,909	2,00,491	4,59,152	5,83,841
	Establishment ...	...	...	...	...	31,037	31,172
	Grand Total ...		...	...	...	4,90,189	6,15,013

The increase of expenditure under item No. 2 was due to the construction of (1) New Chattrams at Suchindram and other places at a cost of Rs. 12,600, (2) Offices and quarters for the officers at Devikulam at Rs. 16,600 and (3) temporary lines at Pangode for the Service Battalion at Rs. 16,408.

The increase under item (4) is due to the compensation paid for the lands assumed for the use of the brickfields attached to the Central Jail, Trivandrum.

Railways.

139. The Cochin Railway having been opened for traffic during the year under report, special arrangements were made with the approval of the British Government for the protection of the customs revenue of this State, by establishing customs-houses at Angamali, Alwaye and Edapally, the three stations in Travancore through which the line passes.

140. The acquisition and handing over of lands for the Quilon Railway having been mostly completed during the year, the special establishment provided for the purpose was abolished. The total area handed over was 1898·42 acres, out of which, compensation was paid for 510·62 acres; the rest being Sirkar lands were handed over free. A sum of Rs. 58,013 was paid on account of guaranteed interest for the debentures issued by the S. I. R. Company.

ANCHAL.

Anchal offices and letter boxes.

141. The number of anchal offices and letter boxes rose from 115 and 138 to 148 and 151 repectively.

Working of the Department.

142. The total number of private and official covers posted during the year was 39,62,780 against 33,17,981 in the previous year, the increase being 3,92,723 under private and 2,52,076 under official covers.

Financial.

143. The anchal receipts were Rs. 68,375 against Rs. 62,427 in the preceding year. The postage chargeable on official covers amounted to Rs. 2,44,427 against Rs. 2,35,842 in 1076. The cost of the anchal and transit establishments amounted to Rs. 87,381 against Rs. 80,111 in 1076.

Length of mail communication.

144. Seven branch lines were opened with the result that the length of mail communication was increased from 852 miles to 905 miles.

Delivery.

145. There were 39,38,186 covers for delivery during the year, which gave an average of 13,215 for each peon against 13,299 in the previous year.

Prosecutions.

146. The number of prosecutions relating to the anchal was 11, of which 2 ended in conviction, 5 were dismissed and 4 were pending at the close of the year.

Dead Letter Office.

147. 14,251 covers were received at the Dead Letter Office against 11,896 in the previous year. 48 covers had neither name nor address. The value of stamps found in covers opened and returned to senders amounted to 24½ chuckrams against Rs. 55 in the previous year.

Hundi system.

148. The preliminaries for the working of the hundi system having been arranged at the close of the previous year, the regular operations commenced at the beginning of the year under report. The maximum amount originally fixed for a hundi was Bh. Rs. 100 and the rate of commission 2 chs. for every 10 Rs. With a view to afford increased facilities, the maximum value of a hundi was subsequently raised to 200 Bh. Rupees and the rate of commission was reduced to 1 ch. for every 5 Rs. and below. 73 anchal offices were brought under

the hundi system during the year. 33,212 orders were issued and 32,832 orders were paid amounting to Rs. 5,48,295 and Rs. 5,39,792 respectively. In all, Rs. 10,88,087 passed through the hands of the Anchal Department. 164 hundies were refused acceptance by the payees and 63 were not claimed. They were duly returned to the remitters. It is gratifying to note that the introduction of this system has proved a success.

Transit boat agency.

149. The receipts from the working of the transit boat agency amounted to Rs. 14,183 including the fare chargeable on anchal parcel bags and the disbursements to Rs. 12,362, resulting in a saving of Rs. 1,821 for the year.

Inspection.

150. The Superintendent visited 141 offices, travelled 2,320 miles and was out of head quarters for 147 days.

151. The results are satisfactory.

CHAPTER V.

REVENUE AND FINANCE.

MISCELLANEOUS REVENUE.

152. The following statement compares the revenue under this head in 1076 and 1077 :—

Serial No.	Items.	1076 Rs.	1077 Rs.
1	Adyara or succession and other customary fees ...	548	922
2	Surplus credited from Sreepandaravaga	10,621	10,868
3	Cattle pounds	3,518	3,988
4	Receipts from escheats and sale proceeds of unclaimed articles ...	355	328
5	Sundry receipts	15,080	21,600
6	Compensation for lands assumed for the Quilon Railway..	...	1,42,866
	Total.....	30,122	1,80,572

Item No. (6) is new and is in repayment of sums paid by this State to the owners of lands assumed for the Railway.

SALT.

Stock.

153. The out-turn of home-made salt during the year was 2,02,042 maunds against 1,45,406 maunds in 1076. Inclusive of the balance of the previous year's stock (77,328 maunds), the quantity available for issue to the bankshalls was 2,79,370 maunds. The quantity of Bombay Salt available for issue was 7,13,136 maunds, as shown below :—

	Maunds.
Balance of the stock of 1076	1,65,640
Quantity delivered under the contract of 1076... ...	1,24,352
Do. do. of 1077	4,23,144

Sales.

154. The sales of the two kinds of salt were as follows :—

		1076	1077
Home salt	Maunds	2,08,709	1,71,524
Bombay salt... ...	"	4,83,226	5,24,213
Total	Maunds	6,91,935	6,95,737.

There was an increase of 3,802 maunds in the sales.

Charges and net revenue.

155. The gross receipts amounted to Rs. 21,44,162, the charges to Rs. 4,34,614 and the net revenue to Rs. 17,09,548. The consumption of salt per annum per head of the population was 19·5 lbs.

STAMPS.

Stamp papers and adhesive labels.

156. During the year under report 4,17,979 stamp papers and 1,80,000 adhesive labels were printed.

Receipts and expenditure.

157. The sale of stamps brought in Rs. 3,99,650–7 ans.–0 pies and the miscellaneous receipts Rs. 11,522–14 ans.–7 pies. The aggregate revenue thus rose from Rs. 4,10,669–3 ans.–6 pies to Rs. 4,11,173–5 ans.–7 pies. The expenditure fell from Rs. 20,834–7 ans.–3 pies to Rs. 19,437–13 ans.–11 pies, leaving a net revenue of Rs. 3,91,735–7 ans.–8 pies.

Prosecutions.

158. The number of prosecutions under the stamp law was 44.

Anchal stamps

159. The number of Anchal stamps struck off during the year was 21,35,230, and the total revenue under this head Rs. 47,168–8 chs.–0 c. against Rs. 44,861–12 chs.–6 c. in the previous year.

MADRAS RECORD OFFICE

EXCISE.

Tobacco.

Receipts, charges and net revenue.

160. The total receipts from Tobacco during the year amounted to Rs. 10,62,715. The sales of the several kinds of tobacco stood as follows :—

	Candies. 1077.
Jaffna	5,065
Coimbatore	4,178
Tinnevelly dry	2,247
Do. confected	$\frac{1}{6}$
Total.....	11,490$\frac{1}{6}$

The charges amounted to Rs. 45,651 in the year. The net revenue was thus Rs. 10,17,064.

The average consumption of tobacco per head of the population, reckoning $\frac{1}{3}$ as children or abstainers from tobacco, was 3·5 lbs.

The uniform rate of duty viz. Rs. 90 per candy on all kinds of tobacco imported, fixed tentatively, was confirmed during the year.

Abkari.

161. The farming system continued in the Kottayam and Quilon Divisions, while the collection of revenue in the Trivandrum and Padmanabhapuram Divisions continued under the Excise system as in the preceding year.

As the contract for the supply of Jaggery and Toddy Arrack was given to Mr. T. Ratnaswami Nadar for three years from 1076, the still head charge and duty (see Appendix) during the year were the same as in the previous year.

Receipts, gross and net.

162. Taking the Trivandrum and Padmanabhapuram Divisions, where the excise system was in operation during the past two years, the gross receipts amounted to Rs. 2,85,912. Deducting the cost of establishment &c., for both the Divisions, which amounted to Rs. 23,433, the net revenue was Rs. 2,62,479.

163. The subjoined statement compares the demand, collection and balance for the whole State (including the Excise tracts) for the last two years :—

Year.	Demand.	Collection.	Balance.
	Rs.	Rs.	Rs.
1076	5,54,920	5,52,420	2,500
1077	5,81,475	5,79,524	1,951

The increase under "Demand" is due to the higher figures for which the Toddy and Arrack Vend contracts in the Trivandrum and Padmanabhapuram Divisions were given during the year under report.

The total abkari revenue, inclusive of the miscellaneous receipts which amounted to Rs. 1,24,882, was Rs. 7,04,406 as compared with Rs. 6,73,596 in 1076.

Opium and bhang.

164. Owing to the failure on the part of the contractor to carry out the contract for the whole 3 years of the lease, the contract had to be given for a sum of Rs. 50,828 or Rs. 12,172 less than the amount of the previous contract. The whole of this demand was realized during the year.

165. The gross revenue under the three heads, Abkari, Opium and Bhang, was Rs. 7,55,234 against Rs. 7,29,845 in 1076.

CUSTOMS.

Gross and net receipts.

166. The actual receipts from customs during the year was Rs. 6,69,901 or Rs. 45,907 less than in the preceding year. Of this, Rs. 646,098 or 96·4 per cent were from Exports and Rs. 23,803 or 3·6 per cent from Imports. Including the amount of Rs. 40,714 received from the British Government under the Interportal Convention and Rs. 2,814 from miscellaneous items, the total Customs Revenue amounted to Rs. 7,13,429 against Rs. 7,58,328 in 1076. The cost of collection was Rs. 29,015. The net revenue was thus Rs. 6,84,414 or a decrease of Rs. 45,279.

Measures adopted.

167. Two new chowkeys were opened on the Cochin-Shoranore Railway line running through Travancore, one at Alwaye and another at Ankamali; the Edapalli Chowkey which is already in existence, watching the revenue of the railway station at that place.

The Arienkavu chowkey which was at Puliyarah was shifted to Shenkottah, near the proposed Railway Station. A sub-chowkey at one of the passes was opened near Shenkottah.

FINANCIAL.

I. GROSS RECEIPTS AND EXPENDITURE.

Gross receipts and expenditure.

168. The total revenue of the State exclusive of debt heads amounted to Rs. 99,91,334 and the expenditure to Rs. 1,02,58,407 against Rs. 96,94,111 and Rs. 95,84,590 respectively in 1076. The result was a deficit of Rs. 2,67,073 as compared with a surplus of Rs. 1,09,521 in the previous year.

The receipts under debt head transactions were Rs. 2,49,325 and the expenditure was Rs. 2,50,807 or Rs. 1,482 more than the receipts. Debt heads included, the receipts amounted to Rs. 1,02,40,659 and the expenditure to Rs. 1,05,09,214.

Opening and closing balances.

The excess of expenditure over receipts amounting to Rs. 2,68,555 reduced the balance of Rs. 1,02,07,332 at the beginning of the year to Rs. 99,38,777 at its close comprising :—

	Rs.
Cash	19,85,435
Promissory Notes	68,53,334
Goods	9,71,271
Investments in fixed deposits with Messrs. Arbuthnot & Co. and the Cochin Branch of the Madras Bank	1,28,737

Cash balance.

169. The cash balance is made up of Rs. 14,34,969 in the Huzur and the subordinate treasuries, Rs. 5,42,907 with Messrs. Arbuthnot & Co. as a floating deposit and Rs. 7,559 in the Cochin Bank.

Promissory notes and investments in fixed deposit.

170. The balance in Government securities and in fixed deposits with Messrs. Arbuthnot & Co. and the Cochin Bank remained undisturbed.

Viruthy service fund.

171. The Viruthy Service Fund received an addition of Rs. 1,11,810 by the sale of lands during the year, which raises the total under this head from Rs. 6,56,665 to Rs. 7,68,475.

Debt head transactions.

172. The following is a summary of receipts and disbursements under debt head transactions :—

Items.	Receipts.		Disbursements.	
	1076	1077	1076	1077
I. Permanent Advance ...	210	270	340	370
II. Advances recoverable ...	3,25,491	48,213	68,383	36,745
III. Suspense account	1,406	1,932	2,444	3,417
IV. Anchal hundies ...	...	1,98,910	...	2,10,275
Total	3,27,107	2,49 325	71,167	2,50,807

A separate head for transactions connected with Anchal hundies has been opened because the transactions are large. The increase in disbursements over receipts represents the permanent advances made to Anchal Masters in pursuance of the scheme.

Financial statement.

173. The usual financial statement is appended.

II. RECEIPTS.

174. The receipts under the several service heads of revenue for the past 2 years are compared in the following statement :—

Items.	Actuals 1076.	Budget 1077.	Revised 1077.	Actuals 1077.	Difference between columns 2 and 5.	Explanatory remarks.
1	2	3	4	5	6	7
	Rs.	Rs.	Rs.	Rs.	Rs.	
I. Land Revenue	22,75,461	21,28,642	21,98,732	23,04,880	+ 29,419	Due to the collection of tax in settled taluks.
II. Salt	21,60,336	20,68,000	21,50,500	21,44,162	— 16,174	The amount of penalty levied on short deliveries of Bombay salt was smaller.
III. Stamps	4,10,669	3,77,450	4,11,700	4,11,174	+ 505	Calls for no remark.
IV. Abkari and Opium ...	7,29,845	7,47,000	7,09,500	7,55,234	+ 25,389	There was an increase in the receipts both in the areas under the farming system and in the excise tracts.
V. Customs	7,58,328	7,46,500	7,18,214	7,13,429	— 44,899	The fall in trade accounts for the smaller revenue.
VI. Tobacco	10,42,026	10,22,000	10,09,000	10,62,715	+ 20,689	Due to larger consumption.
VII. Cardamom	86,813	95,700	1,43,920	1,13,745	+ 26,932	Due to the realization of arrears of 1076 and the collection of tax at enhanced rates.
VIII. Forests...	5,41,533	5,17,400	6,16,520	5,72,580	+ 31,047	Due to larger sales of timber.
IX. Registration	2,64,162	2,42,000	2,71,900	2,72,261	+ 8,099	Larger transactions during the year explain the increase.
X. Devaswom or Religious Institutions...	62,615	67,000	61,000	56,206	— 6,409	The offerings to Pagodas were less than in the previous year.
XI. Oottupurahs or Charitable Institutions...	34,167	28,700	28,200	38,690	+ 4,523	The increase was derived from recovery of outstanding advances and from sundry unimportant sources.
XII. Post Office	62,427	61,000	66,000	68,375	+ 5,948	Receipts from commission on hundies and from larger sales of anchal stamps account for the increase.
XIII. Mint	17,680	26,180	21,600	24,650	+ 6,970	Due to larger coinage.
XIV. Law and Justice ...	6,26,998	6,29,000	6,24,000	6,37,029	+ 10,031	The increase was mainly under 'fines.'
XV. Jails	5,868	6,100	6,100	7,343	+ 1,475	The receipts from jail manufacture were better than in 1076.
XVI Police	4,509	3,500	4,600	4,364	— 145	Calls for no remark.
XVII. Marine	25,140	26,150	25,150	29,023	+ 3,883	The receipts from pier toll, tramway hire and port dues were larger.
XVIII. Education, Science and Art...	1,20,636	99,350	1,12,445	1,21,045	+ 409	Calls for no remark.
XIX. Medical...	3,746	3,100	3,300	1,891	— 1,855	Do.

Items.	Actuals 1076.	Budget 1077.	Revised 1077.	Actuals 1077.	Difference between columns 2 and 5.	Explanatory Remarks.
1	2	3	4	5	6	7
	Rs.	Rs.	Rs.	Rs.	Rs.	
XX. Nair Troops	1,503	450	1,200	1,063	− 440	Calls for no remark.
XXI. Elephant and Horse Establishments...	2,745	2,700	2,800	14,581	+ 11,836	The larger income was due to the sale of horses and carriages.
XXII. Public Works... ...	43,764	39,000	37,000	54,433	+ 10,669	Due to larger sales of old materials.
XXIII. Stationery and Printing...	2,216	2,000	2,250	2,675	+ 459	Calls for no remark.
XXIV. Interest	2,72,662	2,73,500	2,66,500	2,81,938	+ 9,276	Due to larger balances with Messrs. Arbuthnot and Co.
XXV. Plumbago (mining) ...	4,092	7,000	4,000	5,466	+ 1,374	This varies with the out-put of the mineral.
XXVI. Viruthi Service Fund..	1,04,048	1,00,000	1,00,000	1,11,810	+ 7,762	Due to larger sales.
XXVII. Miscellaneous ...	30,122	28,500	27,800	1,80,572	+ 1,50,450	The actuals of 1077 include Rs. 1,42,866 paid by the South Indian Railway Company as compensation for land acquired for the Tinnevelly—Quilon extension.
Total.....	96,94,111	93,47,892	96,23,931	99,91,334	+ 2,97,223	

III. EXPENDITURE.

175. The expenditure for the years 1076 and 1077 is compared below:—

Items.	Actuals 1076	Budget 1077	Revised 1077	Actuals 1077	Difference between columns 2 and 5.	Explanatory Remarks.
1	2	3	4	5	6	7
	Rs.	Rs.	Rs.	Rs.	Rs.	
1. Devaswom or Religious Institutions...	6,94,784	7,15,000	6,95,000	7,32,260	+ 37,476	Certain extraordinary charges such as the putting up of a flagstaff, the purchase of new articles &c., contributed towards increase in the expenditure.
2. Oottupuras or Charitable Institutions...	4,31,031	4,21,000	4,28,000	4,29,251	— 1,780	Calls for no remark.
3. The Palace	5,88,131	6,10,000	6,00,000	6,14,283	+ 26,152	The smaller expenditure in 1076 was due to State mourning.
4. General Administration ...	1,80,262	1,80,000	1,82,000	1,82,748	+ 2,486	The appointment of a Devaswom Sheristadar on Rs. 100, the grant of increases to the Educational Secretary and to some of the clerical establishment in the year under report and the increases given in 1076 taking full effect in 1077, mainly account for the increased expenditure.
5. Land Revenue	3,56,669	3,70,000	3,72,000	3,64,936	+ 8,267	Increments under the scale were given to some of the Division Assistants and a Sheristadar was appointed to one of the Divisions. Increases given to the Assistants in the previous year had full effect in 1077. There was also excess of expenditure under "acting allowance." Hence the increase.
6. Revenue Survey and Settlement...	2,84,199	3,12,000	2,92,000	2,88,586	+ 4,387	The diminished expenditure in 1076 was due to savings in both the Departments on account of salary.
7. Salt	4,40,695	4,10,000	4,23,000	4,34,614	— 6,081	The net decrease was due to stoppages of pay and to the absence of any charges on account of gunny bags and twine.
8. Stamps	20,835	19,000	22,000	19,438	— 1,397	There was an increase in the expenditure on account of the appointment of additional hands. On the other hand, there was a saving under other heads such as the purchase of anchal cards, payment of commission to vendors of stamps and stamp paper, &c. The net result was a decrease.
9. Abkari and Opium ...	32,732	35,000	35,000	32,964	+ 232	Calls for no remark.
10. Customs	28,635	28,000	30,000	29,015	+ 380	Do. do.
11. Tobacco	43,837	46,000	46,000	45,651	+ 1,814	The Preventive Superintendent's place which fell vacant during the year was filled by one of the Assistant Superintendents of Police with an increase of Rs. 75 towards the end of the year. Hence the increase.
12. Cardamom	37,902	36,000	40,000	37,547	— 355	Calls for no remark.
13. Forests	3,30,859	3,49,000	4,40,000	4,47,326	+ 1,16,467	The system of issuing permits was discontinued and timber was collected by Government agency which entailed larger payments of kolvila or cost price. There was also larger outlay on communications and buildings. These account for the higher figure.
14. Registration	99,363	1,04,000	1,06,000	1,03,659	+ 4,296	An increase of Rs. 50 was granted to the Director of Registration and additional hands were entertained in some of the sub-registry offices towards the close of 1076. These had full effect in 1077. Hence the increase.

Items.	Actuals 1076.	Budget 1077.	Revised 1077.	Actuals 1077.	Difference between columns 2 & 5.	Explanatory Remarks.
1	2	3	4	5	6	7
	Rs.	Rs.	Rs.	Rs.	Rs.	
15. Post Office	80,111	77,000	87,000	87,381	+ 7,270	Increases were granted to existing establishments. New hands were appointed and commission was paid to Anchal Masters in connection with the Anchal hundi system. Hence the increase in expenditure.
16. Mint	8,627	4,000	8,000	8,406	— 221	Calls for no remark.
17. Law and Justice... ...	5,13,650	5,32,000	5,32,000	5,22,133	+ 8,483	A new Munsif's Court was opened in the middle of the year, the Registration yadast writers were brought under paid establishment from the beginning of the year and the increases granted to one of the High Court Judges and one of the Sirkar Vakils in 1076 had full effect in 1077. These explain the higher charges.
18. Jails	57,647	60,000	60,000	57,992	+ 345	Calls for no remark.
19. Police	2,21,198	2,20,000	2,23,000	2,28,297	+ 7,099	The increase of Rs. 100 granted to the Superintendent in 1076 had full effect in 1077. There was also increase in the establishment charges.
20. Marine	23,092	24,000	25,000	25,708	+ 2,616	The amount of tramway and pier charges paid was larger consequent on increased traffic.
21. Education, Science and Art...	5,31,851	5,40,000	5,54,000	5,66,587	+ 34,736	Increases were granted to the Professors of the Colleges for boys and girls and to the Masters of High Schools; the constitution and working of the Law College were remodelled on the lines of the Madras Law College and full-time professors were appointed on increased salaries towards the close of the year. There was also larger outlay on scholarships paid to students deputed to Madras and Europe to study for various professions.
22. Medical	2,48,755	2,84,000	2,67,000	2,55,816	+ 7,061	Additional hands were entertained and increments were given to some of the medical officers, compounders and midwives, veterinary surgeon and others. Larger expenditure was incurred on the purchase of European medicines and on bedding and clothing. Against these, there was a saving under "travelling allowance." The net result was an increase.
23. Sanitation, Vaccination and Vital Statistics...	1,14,817	1,23,000	1,21,000	1,18,849	+ 4,032	The increase was due to increments granted to some of the District and Assistant sanitary officers, to the appointment of additional hands in the Sanitary Department and to the purchase of bulls for removal of the rubbish by Government agency instead of by contract in the Trivandrum Town.
24. Nair Troops	1,96,678	2,08,000	2,04,000	1,82,673	— 14,005	The net difference mainly represents the amount saved in the purchase of clothing and ammunition.
25. Elephant and Horse Establishments...	1,24,123	1,24,000	1,26,000	1,21,151	— 2,972	The excess of charges in 1076 over 1077 was due mainly to the purchase of harness.
26. Superannuation Pensions...	3,07,198	3,10,000	3,10,000	3,11,310	+ 4,112	
27. Public Works	22,29,437	25,00,000	25,08,996	26,25,002	+ 3,95,565	Of the total expenditure, Rs. 20,09,989 were by the Chief Engineer's Department and Rs. 6,15,013 by the Marahmut Department.

Items.	Actuals 1076	Budget 1077	Revised 1077	Actuals 1077	Difference between columns 2 & 5	Explanatory Remarks.
1	2	3	4	5	6	7
	Rs.	Rs.	Rs.	Rs.	Rs.	
28. Stationery and Printing...	91,687	78,000	1,00,000	1,58,983	+ 67,296	Almost the whole of the increase goes to stationery, the purchase of which in 1076 was partly paid for in 1077.
29. Minor Departments ...	62,148	65,000	66,000	64,311	+ 2,163	Calls for no remark.
30. Subsidy to the British Indian Government...	8,10,652	8,10,652	8,10,652	8,10,652	...	
31. Miscellaneous	3,48,021	1,50,000	2,00,000	2.09,463	— 1,38,558	The expenditure connected with the visit of His Excellency the Viceroy in 1076 was an extraordinary item. Hence the decrease in 1077.
32. The Census	31,265	...	13,702	15,772	— 15,493	
33. Interest on the outlay on the Travancore Branch of the Tinnevelly-Quilon Railway...	...	...	50,000	58,013	+ 58,013	
34. Demise of His Highness the First Prince...	5,779	...	...	...	— 5,779	
35. Demise of Her Highness the Senior Ranee...	7,920	...	...	...	— 7,920	
36. Anniversary of the demise of His Highness the First Prince...	...	7,000	7,000	6,223	+ 6,223	
37. Anniversary of the demise of His Highness the Elaya Rajah...	...	...	8,000	6,922	+ 6,922	
38. Anniversary of the demise of Her Highness the Senior Ranee...	...	...	25,000	24,160	+ 24,160	
39. His Highness the Maha Rajah's tour to Delhi...	...	...	...	30,325	+ 30,325	
Total.....	95,84,590	97,51,652	1,00,17,350	1,02,58,407	+ 6,73,817	

k

176. Both the revenue and the expenditure were in excess of the previous year's figures. While the revenue exclusive of debt heads rose from Rs. 96,94,111 to Rs. 99,91,334, the expenditure also rose from Rs. 95,84,590 to Rs. 1,02,58,407, resulting in an excess of expenditure over receipts amounting to Rs. 2,67,073. The increase in receipts was mainly contributed by "Land Revenue," "Abkari and Opium," "Tobacco" and "Forests," while, on the expenditure side, the increase was chiefly spread over "Forests", "Education, Science and Art," "Public Works", "Stationery" and "Interest on Railway Debenture loans." The increased expenditure under "Forests" which was due to the abolition of the permit system is likely to yield a corresponding return, while in respect of "Public Works" and "Education, Science and Art" the increase in the expenditure indicates progress. The large purchases of "Stationery" call for no remark except that the expenditure each year depends upon the actual stock in hand and the varying demands of the several departments. The "Interest on Railway debenture loans" is a new item which is likely to increase until the Quilon Railway is opened and profitably worked.

177. The Account Committee are busily engaged in the revision of the account system. Considering the vastness and intricacy of the subject, it is too early to expect their full report. They have been requested to submit their report in parts, as each section is finished.

178. The following statement compares the total receipts and charges of the year including debt heads with the budget and revised estimates :—

Receipts.					Expenditure.				
Actuals.	Budget estimate.	Revised estimate.	Increase over the budget estimate.	Increase over the revised estimate.	Actuals.	Budget estimate.	Revised estimate.	Increase over the budget estimate.	Increase over the revised estimate.
Rs.	Rs.	Rs.	Rs.	Rs.	Rs.	Rs.	Rs.	Rs.	Rs.
1,02,40,659	93,79,955	96,55,994	8,60,704	5,84,665	1,05,09,214	97,84,270	1,00,87,400	7,24,944	4,21,814

CHAPTER VI.

VITAL STATISTICS, VACCINATION AND MEDICAL SERVICES.

SANITARY STATISTICS—GENERAL.

179. The total number of births registered was 53,224 against 53,481 in 1076. The birth-rate for the year was 18·02 calculated upon the census enumeration of 1901 against 21·03 in 1076. The births registered exceeded the quinquennial average by 3,920. The percentage of male to female births was 103·03, of male births to male population 18·12 and of female births to female population 17·93. Births.

180. The number of deaths recorded was 49,948 against 46,548 and the death-rate 16·91 against 18·30 in the previous year. The deaths registered exceeded the quinquennial average by 9,875. The percentage of male to female deaths was 126·62 and the proportion of male and female deaths per mille 18·72 and 15·07 respectively. Deaths.

181. 1,973 deaths were recorded, which gives an average of 37·08 per mille of registered births against 34·32 in 1076. Infantile mortality.

182. The marginal statement shows the deaths from various diseases as compared with the preceding year. There was a marked decline in cases of cholera with an abnormal rise in small-pox, which prevailed during the year in an epidemic form throughout the State and contributed 25·78 per cent of the total deaths. The variations under other heads are slight and do not call for any remarks. Chief diseases.

Diseases.	No. of deaths.	
	1076	1077
Cholera	10,508	2,296
Small-pox	1,815	12,880
Fevers	10,231	10,645
Diarrhœa and dysentery..	4,384	5,101
Injuries	788	685
Other causes	18,752	18,141

VACCINATION.

183. Owing to the prevalence of small-pox, vaccination was pushed on with great vigor, the total number of operations being 2,38,536 against 1,53,785. Cases of primary vaccination and re-vaccination numbered 1,70,818 and 67,718 against 1,22,718 and 31,067 respectively. Operations and results.

There was a slight increase in the percentage of successful vaccination–88·99 against 88·56—the improvement being noticeable both in primary and re-vaccinations.

The average for each vaccinator was 2,773 operations against 2,085 and the average cost of each successful operation 3 chs.–3 c. against 4 chs.–6 c. in 1076.

78,125 cases were verified by the inspecting officers against 63,045 but the percentage of verification fell from 40·99 to 32·62. The Acting Sanitary Commissioner observes: "considering the extraordinarily large number vaccinated during the year, the number verified cannot be said to be actually small."

184. 16,723 infants were successfully vaccinated against 13,563 in the year previous, the percentage to registered births being 31·56 against 25·36. Infantile vaccinations.

185. 1,60,695 grains of glycerine, 5,500 grains of lanoline, and 100 of lano-glycerine paste were manufactured. The success rates of these three varieties as noted from observations made at the Vaccine Depot were 89·09, 100 and 100 per cent respectively. Vaccine lymph.

GENERAL SANITATION AND CONSERVANCY.

Sanitary measures.

186. The rural conservancy establishment remained much the same as in the previous year, but the temporary staff for the sea coast villages in South Travancore was kept on longer than usual, owing to the prevalence of small-pox. A special temporary establishment was also entertained on the recommendation of the Commercial Agent for the conservancy of Poracaud during the shipping season. Public latrines were opened in 5 stations with suitable arrangements for scavenging them. 614 wells were hankinized against 506 in 1076 and 67 wells cleaned. Special sanitary arrangements were made for the more important fairs and festivals.

Itinerant medical relief.

187. The number of cases treated by the members of the department was 18,440.

Inspection.

188. The Sanitary Commissioner spent 78 days on circuit and the District and Assistant Sanitary officers 211 days on an average.

Cost.

189. The total expenditure was Rs. 64,535 against Rs. 63,424 in 1076. In order to make the service in the Sanitary Department more attractive, the salaries of the upper subordinates were revised.

190. Mr. N. Subrahmanya Aiyar M. A., M. B. & C. M., who was in charge of the department since its organization, has been transferred to the Revenue Department. The present efficient condition of the department is due to the zeal and ability he displayed in the discharge of his duties as Sanitary Commissioner.

Town Improvement Committees.

Work of the committees.

191. The following statement exhibits the work done by the committees during the year:—

Towns.	No. of meetings held.	Average attendance.	Amount						Prosecutions.		
			Sanctioned.			Spent.					
			Rs.	ch.	c.	Rs.	ch.	c.	No. of cases prosecuted.	No. of cases convicted.	Percentage of conviction.
Trivandrum	22	5·04	37,306	...	...	30,763	26	3	619	585	94·50
Nagercoil	25	5·08	7,344	...	...	7,312	25	14	78	78	100·00
Quilon	11	6	6,524	...	...	6,493	10	6	11	11	100·00
Alleppey	22	4·5	5,098	...	...	4,920	11	...	289	286	98·96
Kottayam	14	4·7	4,545	...	...	4,227	16	9	52	46	88·46

The attendance is capable of much improvement, especially in Alleppey and Kottayam.

The number of prosecutions showed an increase. The cases in Trivandrum numbered 619 against 83, an abnormal increase which is attributed to "greater vigilance and activity on the part of the Health-Officer and his subordinates and the vigorous enforcement of the provisions of the Town Improvement Regulation." There was an improvement in the percentage of convictions.

Trivandrum.

Small-pox prevailed in a virulent form in the capital as in other parts of the State but, owing to the prompt and effective measures that were taken by the Committee with the sanction of Government, the rate of mortality was kept down. The improvement and lighting of several roads, the cleaning of wells, the repair of the spring east of the Public Offices which is largely resorted to by the public and the inspection of back-yards, compounds &c., received special attention.

Nagercoil.

Cholera prevailed for about 3 months but the death-rate was less than in the previous year owing to the preventive and remedial measures adopted. Small-pox also prevailed in the town during the year. Additional lights were provided and sites fixed for the deposit of rubbish. The usual arrangements were made for supplying drinking water to the people during St. Xavier's festival at Kottar.

Quilon.

The health of the town was satisfactory. The roads, canals, wells and tanks were properly attended to. Two treble lights were put up and a wire fencing was provided to the Kammancolam tank.

Alleppey.

Small-pox raged in a very virulent form during the greater part of the year and special remedial measures were taken. Additional lights and dust-bins were provided and temporary latrines put up.

Kottayam.

Small-pox prevailed throughout the year and special attention was paid to vaccination and disinfection. The repair of the Keralapuram western tank, the construction of a public latrine, the provision of additional dust-bins and the improvement of the Thirunakara fish market received particular attention.

Expenditure.

192. The total expenditure on account of the five towns was Rs. 54,314. The new Regulation (III of 1076) for the improvement and conservancy of towns, which came into operation with the commencement of the year, facilitated the work of the committees in enforcing sanitation and promoting public convenience.

193. Government note with satisfaction the good work done by the committees.

MEDICAL RELIEF.

Institutions.

194. There were 22 hospitals, 19 dispensaries, 3 bi-weekly dispensaries and 6 weekly dispensaries during the year for medical relief, exclusive of special institutions. The dispensary at Ambalapuzha was newly opened with a weekly dipensary at Pulinkunnoo. The plague camps at Shencottah and Aramboly were continued.

Number treated.

195. The number of in-patients rose from 13,223 to 14,633 and of out-patients from 4,25,210 to 4,95,283. This increase, which is noteworthy, especially in view of the remark in para 34 of the Resident's Review of the last year's report, is, in the opinion of the Durbar Physician, "due entirely to the year being much more unhealthy than 1076, a remarkably healthy year, in which there was a large decrease in the number of out-door patients treated".

In addition to the above, 14 medical subordinates, who were on special duty during the year, treated 14,017 cases.

Cots available.

196. The number of cots available was 1,167 or 141 more than in 1076.

Results.

197. Of the in-patients treated, 59·69 per cent were cured, 24·56 relieved, 5·9 discharged otherwise and 6·41 died as compared with 61·56, 24·04, 6·19 and 4·96 per cent respectively. The increase in the rate of mortality is attributed to "the severe epidemic of small-pox which prevailed over the whole State, but was most virulent in North Travancore".

Surgical operations.

198. The number of surgical operations also rose from 18,814 to 22,803, of which 20,193 or 88·55 per cent were cured, 2,274 or 9·97 per cent relieved, 109 or ·47 per cent discharged otherwise and 53 or ·23 per cent died.

Post-mortem examinations.

199. 398 post-mortem examinations or 56 more than in 1076 were held, 34 for pathological and 364 for medico-legal purposes.

Work of midwives.

200. The number of midwives was 30 or 2 more than in 1076. They attended 1,542 cases which gives an average of 51·4 cases for each midwife.

Special institutions.

201. *Lunatic Asylum.* The admissions numbered 36, or 3 more than in the previous year. 4 of these were readmissions. Inclusive of 111 at the beginning of the year, the total strength was 147—107 males and 40 females—of whom 36 were discharged, 8 died and 103 remained at the close of the year. The health of the inmates was fairly good. The earnings from lunatic labor amounted to Rs. 141–12chs.–8 c. As observed by the Durbar Physician, the manufacture department in this institution is "maintained as a means towards the cure of the inmates,—not as a means of profit to Government."

Leper Asylum. Inclusive of 134 patients who remained at the end of 1076 and 65 admitted and 53 readmitted during the year, the total strength was 252, or 6 more than in the preceding year. 104 were discharged and 19 died, leaving 129 at the year's close. A pulaya female ward was added during the year.

Mr. T. A. Bailey, Honorary Organizing Secretary to the "Mission to Lepers in India and the East," visited the institution during the year and wrote: "I have seen at least thirty Asylums, Government, Municipal and Mission and the Trivandrum one ranks well in the forefront, if it is not actually the best I have seen."

Medical instruction.

202. The Medical School was abolished at the close of the year under report. The term of four years for which it had been established having expired, its continuance was considered unnecessary as those who pass out of it would not be eligible for service outside Travancore, and the local demand not adequate to find remunerative employment for them. In lieu thereof, 10 scholarships of Rs. 20 each were sanctioned for training in the Madras Medical College or the Medical School, Tanjore. The diplomas granted by these institutions in British India will qualify the holders for employment both in and out of Travancore. Out of the 40 pupils educated in the school, 23 passed and were granted local diplomas as hospital assistants. A class for the training of female compounders and sick nurses was established in the Women and Children's Hospital during the year under the supervision of the Lady Doctor; and six scholarships of Rs. 5 each per mensem for one year were sanctioned.

Inspection.

203. With the exception of the Hill station dispensaries at Peermade and Devicolam, all the institutions were inspected by the Durbar Physician, the Head Quarter institutions being inspected two and three times weekly.

Aided institutions.

204. The number of aided institutions was the same as in 1076; the number treated being also much the same, 71.971 against 71,684. A special grant of Rs. 50 per mensem was given in aid of the Catherine Booth Hospital of the Salvation Army, at Vadaseri in South Travancore.

Expenditure.

205. The total expenditure, exclusive of buildings and furniture, was Rs. 2,39,627, or Rs. 8,868 more than in the preceding year. There was an increase in dieting charges and medicines, due to the opening of one permanent and one weekly dispensary and the increase in the total number of patients treated. The establishment charges formed 57·96 per cent and the dieting, medicines, bedding and clothing &c., 42·04 per cent against 59·05 and 40·93 per cent respectively in the year previous.

Vydiasalas.

206. The number of Vydiasalas rose from 45 to 52, with a corresponding increase in the number treated from 76,240 to 86,816. The expenditure on account of grants, honoraria &c., amounted to Rs. 13,755.

VETERINARY HOSPITAL.

207. The total number of cases treated was 192, or 9 more than in 1076. Of these, 183 were discharged cured, 1 relieved, 2 were incurable and 6 remained at the end of the year. 54 animals were treated as in-patients against 58 in 1076. The number of operations was 12 against 11. There were no deaths during the year. The income from fees &c., was Rs. 47–chs. 8.

CHAPTER VII.

INSTRUCTION.

EDUCATIONAL DEPARTMENT.

Changes in the curricula of studies.

208. During the year under report, a revised curriculum of studies was introduced into all the schools in the State. The old classification of schools was done away with, and a new one adopted, whereby schools were classed as High, Middle, Upper Primary and Lower Primary. In the last two sets of schools, *Vernacular* was introduced as the chief medium of instruction, while *English* was taught as the second language only, commencing with class III. High and Middle Schools were further classed as "English" and "Vernacular" Schools. In the former which comprised forms I to VI (both inclusive,) *English* was the chief medium of instruction, while in the latter, which consisted of classes V to VIII, *Vernacular* was the chief medium. In the former, *Vernacular* was taught as the second language, while *English* took its place in Vernacular Schools. A pupil who chooses to complete his education in a Vernacular School will, when he leaves school, acquire as much knowledge in general subjects as a Matriculate, and as much knowledge of English as one who has completed his course in the fourth form of an English School.

The subjects prescribed for each class or form have been chosen with great care, and are varied in character. Drawing, Hygiene, Agriculture, and Practical Geometry have been added, and the quantity to be gone through in each class has been reduced with a view to secure greater efficiency and thoroughness in teaching. Rules have also been published prohibiting the use of other than approved Readers and Text-books in all recognised schools.

The new classification of schools necessitated the removal of the Lower Primary Department from the English to the Vernacular Schools in the same locality. This has visibly affected the strength of the English Schools as compared with the previous year; but the fall is more apparent than real, since what was lost to the one school was secured to the other. This new arrangement further renders it impracticable to compare, in all cases, the figures of 1077 with those of 1076.

Schools and scholars.

209. The total number of schools was 3,810, and the number of scholars 1,89,843, being an increase of 127 schools and 5,204 scholars over those of 1076. Government schools increased in number by 4 and in scholars by 1,407. "Private aided and unaided" schools increased in numbers by 26 and 97 respectively, and in strength by 1525 and 2212. Of the total number under instruction, 24·9, 27·9, and 47·2 per cent were respectively in "Government," "Private aided," and "Private unaided" institutions, the figures for the previous year being 24·8, 27·8 and 47·4.

Classification of pupils according to sex and caste or creed.

210. 76·7 per cent of the total number under instruction were boys and 23·3 per cent were girls, as against 75·64 and 24·36 respectively in the previous year. The proportions of males and females of school-going age under instruction were 46·9 and 14·9, as against 45·0 and 15·18 respectively in the previous year. 64·2 per cent of the total number under instruction were Hindus, 31·9 were Christians and 3·9 were Mahommedans. The percentage of the population of school-going age under instruction in each class was in regard to males 44·4, 61·7 and 29·7; and in respect of females 11·5, 27·5 and 7·6 respectively.

The details for the several classes and creeds are given below:—

Caste or Creed.	Number of boys.	Percentage of total number of boys.	Number of girls.	Percentage of total number of girls.	Total number of pupils of each caste or creed.
Europeans	3	0·002	27	0·06	30
Eurasians	169	0·1	274	0·62	443
Tamil Brahmins	4,308	2·96	1,237	2·79	5,545
Malayala Brahmins	709	0·49	176	0·39	885
Kshatriyas	257	0·18	42	0·09	299
Malayali Sudras	49,129	33·7	14,064	31·80	63,193
Pandi Sudras	4,764	3·27	1,201	2·72	5,965
Konkanies	720	0·49	67	0·15	787
Ealavas	15,256	10·47	2,898	6·55	18,154
Channars	5,985	4·11	840	1·89	6,825
Parayas	1,597	1·09	351	0·79	1,948
Pulayas	1,381	0·95	322	0·73	1,703
Veddars	45	0·03	1	0·002	46
Kuravers	195	0·13	23	0·05	218
Velans	294	0·20	85	0·19	379
Kannies	155	0·10	8	0·02	163
Other Hindus	12,694	8·72	3,053	6·90	15,747
Mahomedans	6,020	4·13	1,410	3·19	7,430
Syrian Christians	16,167	11·17	6,421	14·52	22,588
Roman Catholic Christians ...	16,580	11·39	7,094	16·04	23,674
Protestant Christians ...	9,195	6·32	4,626	10·46	13,821
Total.....	1,45,623	...	44,220	...	1,89,843

ualifications teachers.

211. Those who hold professional certificates or special degrees form 19·8 in Government schools, 10·5 in aided schools, and 1·8 in private unaided schools. In private unaided schools, the percentage of unqualified teachers was 92·8.

eceipts and xpenditure.

212. The total expenditure amounted to Rs. 4,98,411–7–0, being an increase of Rs. 30,441–1–9 over that of 1076; the income from fees &c., was Rs. 1,10,182–25–13 or Rs. 6,021–6–1 in excess of the previous year. The net cost to Government was Rs. 3,88,228–9–3, as compared with Rs. 3,63,808–13–11 in 1076.

213. Details of inspection work done by the Range Inspectors during the year are subjoined:—

Range.	Inspectors.	Number of schools inspected.	Number of visits of inspection.	Days on circuit.	Days at head-quarters.	Number of miles travelled.	Leave.	Remarks.
Southern..	M. Raja Raja Varma M. A. ...	181	385	145	206	1,086	15	
Central ...	C. Krishna Pillai B. A. ...	94	164	156	150	907	28	32 days out of jurisdiction on duty.
	R. Eswara Pillai B. A. ...	...	...	...	7	80	...	6 days do.
Northern..	P. Ramaswami Iyer B. A. ...	82	105	171	84	1,546	111	
	R. Eswara Pillai B. A. ...	42	42	44	25	345	...	

COLLEGIATE EDUCATION—GENERAL.

Arts Colleges, Government.

214. *His Highness the Maha Rajah's College, Trivandrum.* The number on the rolls of the College at the end of the year was 185 as compared with 159 in the previous year, 86 being in the B. A. classes and 99 in the F. A. classes as against 83 and 76 in 1076. The percentage of attendance was 92·25 as compared with 92·18 in the previous year.

For the F. A. Examination 21 appeared, of whom 17 passed. In the English Branch of the B. A. Degree Examination 22 passed out of 31; in the Second Language Branch 24 passed out of 26; in the optional subjects 21 passed out of 38.

An Assistant to the Professor of History was appointed.

A set of physical apparatus to the value of Rs. 2,600 was purchased for the teaching of Advanced Physics.

Additions were made to the Library bringing up the number of volumes to nearly 5,000. 4,970 volumes were taken out during the year.

The expenditure on salaries, contingencies &c., was Rs. 64,411–15–10, the fee income Rs. 7,972–12–4 and the net cost to Government Rs. 56,439–3–6 as compared with Rs. 56,274, Rs. 8,958 and Rs. 47,316 in the previous year.

His Highness the Maha Rajah's College for Girls. The strength of the College was 8, one in the Senior F. A., and seven in the Junior F. A. One student appeared for the F. A. and passed. The increase in the strength of the Junior F. A. class is a clear indication of the demand for higher education among females in the country. Three of these students belong to the Nair class. The percentage of attendance was 95·1 against 98·2 in the previous year.

Arts Colleges, Private.

The number of institutions under this head remained the same, namely 3. The strength of the Scott Christian College fell from 22 to 20. For the F. A. 10 appeared and 2 passed. The strength of the F. A. classes in the Holy Angels' Convent rose from 3 to 4. One appeared for the F. A. and passed. In the C. M. S. College, Kottayam, the strength fell from 58 to 57. For the F. A., 32 appeared and 20 passed.

COLLEGIATE EDUCATION—SPECIAL.

215. *Law College, Government.* The strength of the College fell from 194 to 124; the numbers in the Senior B. L., Junior B. L. and Pleadership classes being 23, 27, and 74 respectively as against 59, 25 and 110 during the previous year. The fall in the Pleadership class is attributed to the enforcement of the new rules which require a higher entrance standard, viz. the Matriculation. Owing to the change in the University rules, no B. L. students were admitted in May last, and hence the decline in the numbers in the Senior B. L. class.

For the B. L. Degree Examination 45 appeared and 17 passed: for the F. L. Examination 33 appeared and 14 passed: for the Pleadership Examination 45 appeared and 21 passed.

In consequence of the reduction of the B. L. course from 3 to 2 years and the changes in the Madras Law College, certain material alterations were made in the local Law College. The staff was reorganised so as to include a Principal, two permanent Professors, two elective Lecturers, and one Lecturer on Medical Jurisprudence. The additional cost entailed was Rs. 9,756 per annum. The number of teaching hours was increased to suit the new requirements.

A complete set of the Indian Law Reports and a number of other useful law-books, were added to the Library, making a total of 383 volumes. The Library is greatly utilised by the students.

The expenditure amounted to Rs. 9,024–5–6 and the fee income to Rs. 9,514. The excess of the latter over the former was Rs. 489–22–10 as compared with Rs. 3,517–4–12 in the previous year.

School Education—General.

English Schools.

216. For the reasons already given (para 208), the number of English schools fell from 106 to 77, and the strength from 13,917 to 12,711. Of the total number, 27 were under "Government", 29 under "private aided" and 21 under "private unaided" management. The reduction in the number of schools under Government management is due to 2 English Primary schools having been removed from the list of English schools and amalgamated with Vernacular Middle schools, under the revised curricula of studies. The greatest fall is in the number of private unaided schools which ceased to exist, partly owing to want of good management and partly to the abolition of English Primary schools. This accounts for the fall in the total strength also.

As regards grade, 17 were High Schools and 60 Middle Schools as against 17 and 41 during the previous year.

217. The following table gives the particulars regarding English Schools distributed according to grade and management:—

Grade.	Management.	No. of schools.	Strength.	Remarks.
High Schools ...	Government ...	6	2,523	For the Matriculation Examination 114 appeared and 53 passed, 4 being girls.
Do.	Private aided ...	8	2,510	Do. 127 appeared and 42 passed, 6 being girls.
Do.	Private unaided ...	3	1,168	Do. 146 appeared and 41 passed.
Middle Schools ...	Government ...	21	2,450	
Do.	Private aided ...	21	2,526	
Do.	Private unaided ...	18	1,534	

218. *Vernacular Schools.* The number of Vernacular Schools of all descriptions rose from 3,560 to 3,711, and the number of scholars from 1,69,762 to 1,76,127. The latter number forms 92·7 per cent of the total number under instruction. Of the total number of schools, 397 were Government, 931 aided, and 2,383 private unaided, as against 391, 907 and 2,262 respectively during the previous year. Classified according to grade, there were 2 High Schools, 79 Middle Schools, 56 Upper Primary and 3,574 Lower Primary Schools.

219. Particulars regarding the Vernacular Schools are given in the subjoined table:—

Grade.	Management.	No. of Schools.	Strength.	Remarks.
High Schools ...	Government ...	2	924	For the Vernacular Elementary Examination 58 appeared and 34 passed, 13 being girls.
Middle Schools ...	Do. ...	68	14,697	Do. 434 appeared and 195 passed, 23 being girls.
Do. ...	Private aided ...	8	1,016	Do. 32 appeared and 16 passed, 11 being girls.
Do. ...	Private unaided ...	3	540	
Upper Primary Schools	Government ...	34	4,189	
Do.	Private aided ...	16	1,280	
Do.	Private unaided ..	6	342	
Lower Primary Schools	Government ...	293	21,907	
Do.	Private aided ...	907	45,317	
Do.	Private unaided ...	2,374	85,915	

School Education—Special.

Training Schools.

220. The Government Normal School for male teachers had 60 students under training. Of this number, 6 were for the High School Normal Certificate, 12 for the Middle School, 7 for the Primary, 5 for the Vernacular Higher and 30 for the Lower Vernacular. In the final examinations, 4 passed the High School Normal Certificate, 5 the Middle School and 3 the Primary School Certificates. The expenditure on salaries and scholarships amounted to Rs. 11,303–6–7 and receipts to Rs. 311–2–9. The net cost to Government was Rs. 10,992–3–14. In the Government Vernacular Normal School for female teachers, 12 were under training for the Lower Vernacular Normal Certificate. The expenditure on account of the school was Rs. 992–3–9.

There were 3 aided schools for training with a total strength of 75 students. Two of these were for the training of girls and one for boys. In the public examinations 6 passed the Upper Secondary Grade, 17 the Lower Secondary Grade, 7 the Primary Grade (Madras) and 1 the English Primary Certificate (Travancore). The total amount disbursed as grants was Rs. 2,050–0–8.

There was one Private School for training with 6 students for the Lower Secondary Grade.

Other Special Schools.

221. *Sanskrit College, Trivandrum.* The strength fell from 170 to 159. The percentage of attendance was 79·1. In the Mahopadhyaya, Upadhyaya and Sastri tests 6, 5 and 7 passed respectively. The total expenditure amounted to Rs. 7,848–1–7; and miscellaneous receipts to Rs. 32–4–8. The net cost was Rs. 7,815–24–15.

222. *Industrial School of Arts, Trivandrum.* The number of apprentices rose from 12 to 15. The strength of the Drawing class was 49. In the Madras Technical Examinations, 5 passed in Elementary Free hand Drawing, 1 in Elementary Geometrical Drawing, 3 in Elementary Design Drawing, 1 in Elementary Painting Drawing, 1 in Intermediate Pottery and Porcelain manufacture, and 2 in Intermediate Freehand Outline Drawing.

The articles manufactured during the year were valued at Rs. 2,870–ch. 23–c. 1.

The sale proceeds amounted to Rs. 2,819–15–14. The cost of establishment, contingencies, raw materials &c., was Rs. 13,018–20–8.

A weaving class was added during the year, under a young man who holds a diploma of the Bombay Technical Institute for high proficiency in textile manufacture. Experiments in weaving plantain fibre into cloth are being conducted and the results are promising.

223. *Agricultural Demonstration Farm.* Plantains, sugar-cane, ground-nut and jute were some of the chief articles grown in the Farm. The manufacture of molasses from sugar-cane was attempted, and a large quantity thus manufactured found ready sale in the market. The cultivation of the potato in the Farm was tried for the first time and met with partial success. Arrangements are being made for the introduction of other new crops. Seeds were distributed among ryots free of cost. The total expenditure amounted to Rs. 3325–14–1; and the sale proceeds to Rs. 649–4–5. The net cost to Government was Rs. 2,676–9–12.

224. *Technical Schools.* 4 schools were given grants during the year, under the new Technical Rules. In two of these, carpentry was taught, in one lace-making, and in one commercial subjects. The total strength was 184, and the total amount disbursed as grants Rs. 219–chs 7–c 14.

One more Hindu student was sent to Europe with a Government scholarship for the study of medicine in the University of Edinburgh.

225. *Service Examinations.* The Vernacular Elementary Examination was held for the last time during the 1st month of 1077. [illegible] candidates appeared

R
V&I&.T, 8 Y NO1
NO3
34245

for the examination, of whom 434 passed. This examination, not being of a sufficiently high standard, has been abolished, and a new examination known as the "Travancore Middle School" instituted in *English* and in *Vernacular*. The first Examination under the new scheme was held in December 1901. 113 candidates appeared for the examination and 46 passed.

For the Vernacular Higher, 55 candidates appeared and 7 passed. For the Magistrates' Examination 351 appeared and 110 passed. The income from fees for all the examinations was Rs. 7,625–chs. 3 and the expenditure amounted to Rs. 3,443–chs. 9–cash 9.

226. *Archæological Survey.* The Field Assistant spent 144 days on circuit, surveyed 61 villages, and took facsimiles of 20 inscriptions. He completed the survey of the taluks of Kalkulam and Vilavankode. He deciphered 22 inscriptions and 7 copper plates. He also prepared and sent to the Archæological Surveyor in Madras, a list of ancient sites and monuments in Travancore—Cape Comorin and its vicinity. The cost on account of salaries &c., amounted to Rs. 768–20–0.

227. *The Reformatory.* There were 21 boys in the Reformatory at the beginning of the year. 3 were admitted during the year and 9 were released, leaving 15 boys on the rolls at the end of the year. Of the 3 new admissions, one was a Sudra, one a Marava, and one a Vellala. The first two had no previous convictions, but the last had been convicted three times previously. All three were convicted of offences against property. There were only 9 admissions into the Hospital as against 14 during the previous year. The cases of illness were not serious. All the boys were given elementary instruction in general subjects and in agriculture (theoretical and practical). The scale of diet was enhanced. The mark system continued to work well. The expenditure on account of the institution was Rs. 1,814–18–6; the income from sale proceedsRs. 85–1–4; and the net cost to Government Rs. 1,729–17–2.

228. *Public Lecture Committee.* 10 Lectures were delivered under the auspices of the Committee, of which 8 were in *English* and 2 in *Malayalam*. The total cost on account of lectures was Rs. 500. A further sum of Rs. 1,000 was sanctioned during the year for the purchase of slides &c., for the Magic Lantern.

229. *Text Book Committee.* There were altogether 10 meetings of the Committee, of which 7 were devoted to the discussion of the revised curriculum of studies which was forwarded to the Committee by Government for their views. The last three meetings were devoted to the selection of Vernacular Text-books for the High School forms, and the selection of English Readers for all schools. Arrangements were also made for obtaining specimen copies of text-books on various subjects.

REGISTRATION OF BOOKS.

230. During the year under report, 60 books were registered for copy-right under Regulation II of 1039, of which 7 were in English, 51 in Malayalam and 2 in Tamil. Classified according to subjects, 36 were literary, 5 scientific, 3 religious, 7 geographical, 2 historical and 7 legal.

MUSEUM AND PUBLIC GARDENS.

231. In addition to the annual allotment of Rs. 30,000, a sum of Rs. 5,527–19–0 was specially sanctioned for the construction of a band-stand and the purchase of animals. The amount realized by the sale of plants, produce, surplus animals &c., was Rs. 955–25–14.

232. The number of visitors to the Museum rose from 1,74,166 to 2,34,544. Visitors to the Museum.

233. The Zoological collection was increased by 118 animals and 215 new plants were added to the Gardens. Additions to the Gardens.

OBSERVATORY.

234. 69 observations were made of the transit of stars for the determination of local time, and the usual astronomical tables for the Almanac were supplied to the Press. Astronomical.

235. The usual observations of the declination of the magnetic needle were continued without interruption. Magnetical.

236. The hourly observations of all the important meteorological elements with suitable instruments formed the routine work. The daily weather telegrams to the Governments of India and Madras continued to be sent as usual. Information regarding rainfall is given in para 102. Meteorological.

GOVERNMENT BOOK DEPOT.

237. The operations of the Government Book Depôt and Branch Depôts are shown below:—

Debit.	Rs.	Ch.	C.	*Credit.*	Rs.	Ch.	C.
Value of stock at the beginning of the year... { Trivandrum Depot	11,529	9	9	Sales:—Trivandrum Depot ...	4,600	19	7
Value of stock at the beginning of the year... { Branch Depots ...	1,810	5	4	Branch Depots ...	550	8	7
Stock paid for during the year ...	4,134	22	11	On Government account ...	1 019	...	1
Establishment and contingencies	96	17	13	Stock at the end of the year ... { Trivandrum Depot....	10,690	23	10
Due to last year's credit account	55	1	6	Stock at the end of the year ... { Branch Depots ...	1,528	16	8
					18,389	12	1
	17,626	...	11	Deduct	17,626	...	11
				Profit.....	763	11	6

VERNACULAR PRESS.

238. Particulars regarding the Vernacular Newspapers and Magazines published in Travancore during 1077 are given in the following statement:—

Name of newspaper	Place of publication.	Daily, weekly, or otherwise	Amount of subscription per annum.	Circulation. No. of copies.	Name and status of Proprietor.	Name and status of Editor.	Tone and position o the journal.
The Malayala Manorama...	Kottayam.	Bi-weekly.	Rs. 6	1,500	The Malayala Manorama Company, Ld.	Mr. K. I. Varugese Mappillay, formerly a School Master.	General and political.
The Basha Poshini.	Do.	Monthly.	Rs. 2	500	The Basha Poshini Sabha.	Do.	Educational.
The Malayala Mithram (Friend of Malabar)...	Do.	Do.	As. 12	400	The Church Missionary Society.	Revd. T. K. Benjamin, B. A. Pastor, Christ Church, Kottayam.	Religious.
The Gnana Nikshepom (Treasury of knowledge)...	Do.	Do.	As. 6 p. 8	500	Do.	Do.	Do.
The Kudumbha Priya Vadini (The Family Friend) ...	Do.	Do.	As. 3 p. 4	430	The Christian Literature Society.	Revd. T. K. Joseph, Pastor, Anglican Church, Mallapalli.	Do.
The Malankara Edavaga Patrika ...	Do.	Do.	Re. 1 As. 8	1,100	The Syrian Christian Society.	Mr. E. M. Philip, Secretary to the Metropolitan of Malabar.	Do.
The Kerala Tharaka...	Do.	Weekly.	Rs. 3	890	The Kerala Tharaka Company.	A staff of editors, Mr C. M. Narayana Panikkar being Sub-Editor.	General and political.
The Nazranee Deepika ...	Mannanam in Ettumanur District.	Do.	Rs. 4	500	Very Revd. Fr. Alphonso of St. Mary, Prior of St. Joseph's Monastery, Mannanam.	Mr. C. J. Mammen.	Do.
The Subhashini ...	Alleppey.	Do.	Rs. 4	900	Mr. Govinda Pillai, formerly a Munsif's Court Vakil.	Mr. Kesava Kurup, formerly Editor of the Malayali and Panchika.	Do.
The Travancore Abhimani...	Nagercoil.	Do.	Rs. 2	200	Mr. P. C. Joseph, Private gentleman.	Mr. M. D. Daniel, B. A. Now Head Master, Union High School.	Current news.
The Kerala Panchika...	Trivandrum.	Do.	Rs. 4	1,000	Mr. T. Marthandan Tampi, B. A. Proprietor, Native High School, Trivandrum.	Mr. K. Ramakrishna Pillai.	Literary and political.
The Upadyayan ...	Do.	Monthly.	Rs. 2	1,000	K. Parameswaran Pillai and brothers, Merchants.	Do.	Educational.

CHAPTER VIII.

MISCELLANEOUS.

THE MINT.

239. The out-turn for the year is shown below:— Out-turn.

Description of coin.	Number of coins minted.	Value.			Quantity of metal. Tolas.	Value of metal.			Profit.		
		Rs.	Chs	C.		Rs.	Chs	C.	Rs.	Chs	C.
Single cash copper	13,29,250	2,967	2	2	76,268	575	4	6	2,391	25	12
4 Cash do.	7,22,150	6,447	21	8	1,61,793	2,862	24	15	3,584	24	9
8 Cash do.	6,55,200	11,700	...	...	2,93,586	5,236	26	2	6,463	1	14
1 Chuckram do.	3,25,325	11,618	21	..	2,91,548	5,161	15	2	6,457	5	14
2 chuckrams silver	74,930	5,352	4	...	4,913	4,161	10	4	1,190	21	12
1 fanam do.	1,39,870	19,981	12	...	18,343	15,535	23	12	4,445	16	4

The minting of single silver chuckrams was discontinued in pursuance of the Royal Proclamation referred to in para 331 of the last year's report.

240. The total receipts amounted to Rs. 24,649–27–3 and the expenditure to Rs. 8,405–27–1, leaving a profit of Rs. 16,244–0–2. Receipts and charges.

ELEPHANT DEPARTMENT.

241. There were 111 elephants at the beginning of the year and 19 were newly captured, making a total of 130. Of these, 15 died during the year, leaving 115 elephants at the year's close. Number of elephants.

242. The receipts for the year amounted to Rs. 1,583 and the charges Rs. 31,631 against Rs. 6,172 and Rs. 26,013 respectively in 1076. The fall in receipts was due to there being no sale of elephants during the year. Receipts and charges.

GOVERNMENT PRESS.

243. The value of the different descriptions of work turned out during the year is shown in the margin. The out-turn shows an increase over the preceding year in 'printing' with a falling off under 'binding' 'lithographing' and 'letter-casting.' 'Stereotyping' is a new branch introduced during the year under report. The aggregate value of the work turned out was Rs. 45,386–9 chs.–13 c. against Rs. 42,029–16 ch.–6 c. in 1076. Out-turn.

Description of work.	Value.		
	Bh. Rs.	A.	P.
Printing	33,969	8	...
Binding	8,901	...	9
Lithographing	618	...	...
Letter-casting	1,031	6	6
Stereotyping	86	10	6
Private work	242	8	7
Private advertisements ...	440	15	3
Total.....	44,590	1	7
or Sr. Rs.....	45,386	9	13

244. Inclusive of purchases made during the year, the nominal value of the stock at the end of the year was Rs. 60,981. Plant.

245. The strength of the establishment was raised from 153 to 161, 4 of the additional hands being employed in the bindery and the 4 in the stereotyping branch. The expenditure amounted to Rs. 30,935–1–8 against Rs. 25,000 in the year previous, the increase being due to the purchase, during the year, of Malayalam type from the Mangalore Basel Mission Press. Deducting the expenditure from the total value of the work turned out, the profits amounted to Rs. 14,451–8–5. Establishment and expenditure.

THE GOVERNMENT GAZETTE.

246. The circulation of the Gazette during the years 1076 and 1077 is shown in the following statement:—

Year.	Number of subscribers.			Number of copies supplied free to Government officers and others.	Total No. of copies struck off.	Total No. of pages.
	Paying Rs. 4.	Paying Rs. 2.	Total			
1076	208	315	523	434	970	4,346
1077	230	338	568	443	1,070	4,318

STATIONERY.

247. The total charges for stationery, deducting those under 'printing,' amounted to Rs. 1,28,048. The value of the articles issued to the several departments amounted to Rs. 67,719–1 as.–9 p. against Rs. 52,975–11 as.–11 p. The stock in hand at the end of the year was Rs. 91,125–1 as.–0 p.

CHEMICAL EXAMINER'S DEPARTMENT.

Medico-legal. 248. 45 cases requiring an examination of 188 articles were received and attended to during the year. Cases of suspected human poisoning numbered 15, the number of articles requiring examination being 69. Poison was detected in 9 cases—arsenic in 2 cases, mercury in 3, arsenic and mercury in 1, morphia in 1, strychnine in 1 and the root of *Neriam oleander* in 1 case. There were 5 cases of suspected cattle-poisoning, in 4 of which poison was detected, mercury in 3 and arsenic in 1. There were 18 cases of blood stains requiring an examination of 73 articles. Stains of mammalian blood were detected in 16 cases.

Miscellaneous. 249. There were 7 cases under this head, 1 case of medicated electuary, 4 cases of water-analysis, 1 case relating to a substance called *munnavari* obtained from toddy and 1 case of boiled rice sent from the Central Jail.

STATE LIFE INSURANCE.

Meetings. 250. As in 1076, there were 9 meetings of the Committee.

Proposals. 251. 307 proposals were received during the year, 228 for first insurance and 79 for further insurance on the lives of persons already insured. Inclusive of 110 proposals brought forward from the preceding year, the number for disposal was 417, of which 296 were disposed of—263 accepted and 33 rejected or otherwise disposed of—leaving 121 at the year's close.

Policies and premia. 252. The Policies issued during the year numbered 289, the total number at the end of 1077 being 749. Of these, 1 person died and 3 severed their connection with the service before receipt of their policies. The actual number of policies was thus 745. The total amount assured by these policies is Rs. 2,56,477·94 and the annual premia recoverable on them, Rs. 8,142.

Receipts and expenditure. 253. A sum of Rs. 8,028–chs. 7–c. 15 was recovered during the year on account of premia which, together with the amount to the credit of the Fund at the end of 1076 (Rs. 10,029–chs. 2–c. 1) and the settled interest for the year on fixed deposits with Messrs. Arbuthnot and Co., (Rs. 404–chs. 16–c. 12), made a total of Rs. 18,461–chs. 26–c. 12. The establishment charges amounted to Rs. 700–chs. 2–c. 12, and a bonus of Rs. 200 was paid during the year, making a total expenditure of Rs. 900–chs. 2–c. 12. This deducted, the total amount to the credit of the Fund at the end of the year was Rs. 17,561–chs. 24–c. 0, of which Rs. 15,621–chs. 15–c. 12 have been invested with Messrs. Arbuthnot and Co.

Casualties. 254. There were 4 deaths during the year, and including the number reported in previous years, the total number was 8. In the case of one, the claim of the heir was settled and a bonus of Rs. 200 paid. The remaining 7 cases were awaiting settlement owing to the delay on the part of the claimants in furnishing the necessary proof.

General. 255. Rules were passed during the year under report prescribing the procedure to be followed in the settlement of claims. The establishment of the Committee's office was strengthened and a revised scale of pay sanctioned.

256. Government acknowledge with satisfaction the good work done by the Committee.

Conclusion. 257. In conclusion, I beg to offer my most grateful acknowledgments to His Highness the Maha Rajah for the cordial support and wise guidance which I received during the year in carrying out the responsible work of administration.

My thanks are due to Mr. G. T. Mackenzie, the British Resident, for his uniform kindness and sound advice.

I have also to thank the officers of the State for their hearty co-operation.

K. Krishnaswamy Rao,
Dewan.

Huzur Cutcherry,
Trivandrum,
30th January 1903.

REPORT

ON THE

ADMINISTRATION

OF

TRAVANCORE

FOR THE YEAR

M. E. 1077.
A. D. 1901-1902.

APPENDIX.

STATEMENTS.

TRIVANDRUM:
PRINTED AT THE TRAVANCORE GOVERNMENT PRESS,
1903.

MADRAS RECORD OFFICE

APPENDIX.

STATISTICAL RETURNS.

CHAPTER II.—ADMINISTRATION OF THE LAND.

Page.

1.—Statement of work completed during the year 1077 M. E. ... iii
2.—Statement of work completed up to end of the year 1077 M. E. ... v
3.—Statement of Taluks completed and remaining to be surveyed to end of 1077 M. E. ... vi
4.—Map showing the progress of Survey up to the end of 1077 M. E. ... vii
5.—Map showing the progress of Settlement up to the end of 1077 M. E.... viii

CHAPTER III.—PROTECTION.

POLICE.

6.—Statement showing the equipment and general internal management of the Police Force during the year 1077 M. E. ... x
7.—Comparative Statement of cases handled by the Police during the years 1076 and 1077 M. E. ... xi
8.—Statement showing particulars of violent and unnatural deaths during the year 1077 M. E.... xii
9.—Statement giving particulars of accidental deaths during the year 1077 M. E. ... ,,

FACTORIES.

10.—Statement showing the number of Factories in Travancore with particulars of their working during the year 1077 M. E. ... xiv

ARMS, AMMUNITION, &c.

11.—Statement of permits issued for importing Military Stores into Travancore during the year 1077 M. E. xvi
12.—Statement showing actual imports under licenses issued during the year 1077 M. E. ... xviii

JUDICIAL STATEMENTS—(CRIMINAL)

13.—Statement showing the operations of the Magistrates' Courts in Travancore during the year 1077 M. E. (Preliminary Enquiries) ... xix
14.—Statement showing the operations of the Magistrates' Courts in Travancore during the year 1077 M. E. (Trials) ... xx
15.—Statement showing the No. of appeals pending, filed and disposed of in the District Magistrates' Courts of Travancore, during the year 1077 M. E. ... xxi
16.—Statement showing the operations of the Sessions Courts of Travancore, during the year 1077 M. E. ... xxii
17.—Statement showing the No. of Criminal Appeals pending, filed and disposed of in the Sessions Courts of Travancore during the year 1077 M. E. ... xxiii
18.—Statement of Sessions cases referred to the High Court during the year 1077, under Section 278 of the Code of Criminal Procedure and section 12 of the High Court Regulation (I of 1067) ... xxiv
19.—Statement of Criminal Appeals preferred to the High Court from the decisions of the Sessions Judges and Magistrates, during the year 1077 M. E. ... ,,
20.—Statement showing the nomenclature of offences reported and returned as true during the year 1077 M. E., with the results of the trial—both before the Sessions Courts and the Magistracy ... xxv
21.—Statement giving particulars of delay in the disposal of cases in which extradition of accused persons was sought through the British Resident, in the Magistrates' Courts of Travancore, for the year 1077 M. E. ... xxvi
22.—Statement of youthful offenders convicted and sent to the Reformatory under the provisions of Sections 5 and 7 of Regulation IV of 1067, by the Criminal Courts in Travancore, during the year 1077 M. E. xxvii

JUDICIAL STATEMENTS—(CIVIL)

23.—Statement showing the file and disposal of Original Suits in the District and Munsifs' Courts of Travancore, for the year 1077 M. E. ... xxviii
24.—Statement showing the file and disposal of Regular Appeals in the District Courts of Travancore during the year 1077 M. E. ... xxix
25.—Statement showing the description of Original Suits and Appeals from Regular decrees instituted in the District and Munsifs' Courts of Travancore during the year 1077 M. E. ... xxx
26.—Statement showing the graded values of the Original Suits and Appeals from Regular decrees instituted in the District and Munsifs' Courts of Travancore during the year 1077 M. E. ... xxxii
27.—Statement showing the No. of First and Second Appeals pending, filed and disposed of in the High Court of Travancore, during the year 1077 M. E. ... xxxiv

REGISTRATION.

28.—Statement showing the number of documents presented for Registration in each Registry Office during the years 1076 and 1077 M. E. ... xxxv
29.—A comparative statement of the nature and value of the different classes of instruments registered in 1076 and 1077 M. E. ... xxxvi
30.—Statement showing the value of the various classes of documents up to Rs. 100 and of Rs. 100 and above registered in Book I in 1076 and 1077 M. E. ... ,,
31.—Minor transactions of the Registration Department in 1077 M. E. ... xxxvii

CHAPTER IV.—PRODUCTION AND DISTRIBUTION.

SEASON AND RAINFALL.

32.—Statement of Rainfall for the various stations in Travancore for the year 1077 M. E. as compared with the Normal ... xli
33.—Rainfall Chart ... xliv

FORESTS.

34.—Statement showing the revenue and expenditure of the Forest Department during 1077 M. E. ... xlv

CONTENTS.

Page.

C.—Trade.

35.—Duty on goods imported ... xlvi
36.—Duty on goods exported ... ,,
37.—Value of dutiable goods imported ... xlvii
38.—Value of dutiable goods exported ... ,,
39.—Quantity of dutiable goods imported ... xlviii
40.—Quantity of dutiable goods exported ... ,,
41.—Trade routes—goods imported, dutiable ... xlix
42.—Trade routes—goods exported dutiable ... l
43.—Trade routes—goods imported free ... li
44.—Trade routes—goods exported free ... lii

D.—Public Works.

45.—Statement of expenditure on works undertaken by the P. W. D. during the year 1077 M. E. ... liii

CHAPTER V.—REVENUE AND FINANCE.

Revenue and Finance.

46.—Receipts of the Salt Department ... lxvi
47.—Disbursements of the Salt Department ... ,,
48.—Statement showing still head charge and duty during the years 1076 and 1077 M. E. ... ,,
49.—Statement showing the receipts and disbursements on account of stamps during the year 1077 M.E. ... lxvii
50.—Account current of receipts and disbursements of the Travancore State for the year 1077 M. E. (1900—1901 A. D.) ... lxviii

CHAPTER VI.—VITAL STATISTICS, VACCINATION AND MEDICAL SERVICES.

A.—Vital Statistics.

51.—Statement showing the births registered in each of the Taluks of Travancore during the year 1077M.E. lxxi
52.—Diagram showing the birth rate ... lxxii
53.—Detailed statement of Births and Deaths registered in each Taluk of Travancore for the year 1077 M.E. lxxiii
54.—Deaths registered in the Taluks of Travancore during each month of the year 1077 M. E. ... lxxiv
55.—Diagram showing the death rate ... lxxv
56.—Deaths registered according to age in the Taluks of Travancore during the year 1077 M. E. ... lxxvii
57.—Deaths registered according to classes in the Taluks of Travancore during the year 1077 M. E. ... lxxviii
58.—Deaths registered from different causes in the Taluks of Travancore during the year 1077 M. E. ... lxxix
59.—Map illustrating mortality from cholera ... lxxx
60.—Statement of births registered in the Municipal towns of the State of Travancore during the year 1077 M. E. ... lxxxi
61.—Statement showing the deaths registered in the Municipal towns during the year 1077 M. E. ... ,,
62.—Births registered according to months and classes in the Taluks of Travancore during the year 1077M.E. lxxxii

B.—Vaccination.

63.—Statement of Vaccination operations performed in the State during the year 1077 M. E. ... lxxxiv
64—Diagram illustrating the progress of vaccination and mortality from small-pox ... lxxxvi

C.—Medical Relief.

65.—Statement showing the diseases of the in and out-patients treated in the Hospitals and Dispensaries of Travancore for the year 1077 M. E. ... lxxxvii
66.—Statement showing the number of in and out-patients treated in the Hospitals and Dispensaries of Travancore for the year 1077 M. E. ... lxxxix
67.—Statement showing the results of Surgical operations performed in the Hospitals and Dispensaries of Travancore during the year 1077 M. E. xc

D.—Veterinary Hospital.

68.—Return of sick and lame animals treated in the Trivandrum Veterinary Hospital during the year 1077 M. E. ... xciv

CHAPTER VII.—INSTRUCTION.

A.—Education.

69.—Statement of Schools and Scholars for 1077 ... xcvii
70.—College Education General. ... xcviii
71.—College Education Special ... ,,
72.—School Education, General English High Schools ... xcix
73.— Do. Do. Middle Do. ... c
74.— Do. Do. Vernacular High School ... cii
75.— Do. Do. Do. Middle Do. ... civ
76.— Do. Do. Upper Primary Schools ... cvi
77.— Do. Do. Lower Do. ... cvii
78.—Training Schools ... cx
79.—Special Schools ... cxi
80.—Talukwar distribution of institutions of different grades with their strength ... cxii
81.—Number of teachers and their qualifications in different grades of institutions ... cxiii

B.—Museum and Public Gardens.

82.—Statement of the number of visitors who have signed their names in the visitor's Book during 1077 M. E. ... cxiv

CHAPTER II.—ADMINISTRATION OF THE LAND.

CHAPTER II.—ADMINISTRATION OF THE LAND.

(1)—Statement of work completed during the year M. E. 1077.

Names of Taluka.	Traversed. A. Stations marked. No. of villages.	Traversed. A. Stations marked. Square miles.	Traversed. A. Stations marked. No. of stations fixed.	Traversed. B. Traverse surveyed. No. of villages.	Traversed. B. Traverse surveyed. Square miles.	Traverse Plotted. C. Traverse computed. No. of villages.	Traverse Plotted. C. Traverse computed. Square miles.	Traverse Plotted. D. Traverse Plotted. No. of villages.	Traverse Plotted. D. Traverse Plotted. square miles.	Fields Surveyed. E. Fields demarcated. No. of villages.	Fields Surveyed. E. Fields demarcated. Square miles.	Fields Surveyed. E. Fields demarcated. Stones.	Fields Surveyed. F. Fields measured. No. of villages.	Fields Surveyed. F. Fields measured. Square miles.	G. Mapped. No. of villages.	G. Mapped. Square miles.	H. Area computed. No. of villages.	H. Area computed. Square miles.	J. Finished. No. of villages.	J. Finished. Square miles.	L. Maps, Lithographed. No. of villages.	L. Maps, Lithographed. Square miles.	Remarks.
1	2	3	4	5	6	7	8	9	10	11	12	13	14	15	16	17	18	19	20	21	22	23	24
Ordinary Cadastral Survey.																							
Paravur	...	...	...	...	...	...	...	...	...	...	...	...	...	...	...	...	...	...	...	...	6	47·78	
Todupuzha	...	...	15,366	...	...	...	...	...	...	...	...	...	...	...	...	...	...	...	...	...	...	...	
Alangad	...	...	...	...	...	...	...	...	...	...	...	...	...	...	...	...	...	...	...	...	5	78·33	
Kunnatnad	...	...	190	...	...	...	...	...	...	9	132·96	...	9	132·96	7	96·91	14	184·94	14	184·94	...	...	
Moovattupuzha	9	195·02	1,751	9	195·02	10	177·40	10	177·40	2	34·80	2,04,189	2	34·80	...	...	...	...	...	...	...	...	
Total.....	9	195·02	17,307	9	195·02	10	177·40	10	177·40	11	167·76	2,04,189	11	167·76	7	96·91	14	184·94	14	184·94	11	126·06	
Special Cadastral Survey.																							
Nedumangaud	...	150·15	5,956	...	150·15	...	150·15	...	150·15	...	150·15	...	...	150·15	...	150·15	...	...	...	...	...	...	
Kunnattur	...	...	...	...	...	..	...	...	...	...	...	...	...	...	...	...	...	...	...	...	...	14·75	
Chengannur	...	4·53	444	..	4·53	...	4·53	...	4·53	...	4·53	...	...	4·53	...	4·53	...	4·53	...	4·53	...	13·80	
Pattanapuram	...	...	...	...	...	...	...	...	...	...	...	...	...	..	...	102·74	...	102·74	...	102·74	...	220·66	
Shencottah	...	...	1,004	...	...	...	...	...	...	...	...	..	...	...	...	24·09	...	24·09	...	24·09	...	24·09	
Kottarakara	...	·06	78	...	·06	...	·06	...	·06	...	·06	...	...	·06	...	·06	...	·06	...	·06	...	·06	
Total.....	...	154·74	7,482	...	154·74	...	154·74	...	154·74	...	154·74	...	...	154·74	...	281·57	...	131·42	...	131·42	...	273·36	

(1)—*Statement of work completed during the year M. E. 1077*—(continued.)

Names of Taluks.	Traversed. A. Stations marked. No. of villages.	Traversed. A. Stations marked. Square miles.	Traversed. A. No. of Stations fixed.	Traversed. B. Traverse surveyed. No. of villages.	Traversed. B. Traverse surveyed. Square miles.	Traverse Plotted. C. Traverse computed. No. of villages.	Traverse Plotted. C. Traverse computed. Square miles.	Traverse Plotted. D. Traverse plotted. No. of villages.	Traverse Plotted. D. Traverse plotted. Square miles.	Fields Surveyed. E. Fields Demarcated. No. of villages.	Fields Surveyed. E. Fields Demarcated. Square miles.	Fields Surveyed. E. Fields Demarcated. Stones.	Fields Surveyed. F. Fields measured. No. of villages.	Fields Surveyed. F. Fields measured. Square miles.	G. Mapped. No. of villages.	G. Mapped. Square miles.	H. Area computed. No. of villages.	H. Area computed. Square miles.	J. Finished. No. of villages.	J. Finished. Square miles.	L. Maps Litho-graphed. No. of villages.	L. Maps Litho-graphed. Square miles.	Remarks.
1	2	3	4	5	6	7	8	9	10	11	12	13	14	15	16	17	18	19	20	21	22	23	24
Miscellaneous Cadastral Survey of Pudhuval cultivations within Surveyed Boundary,																							
Neyyattinkara	...	11·14	...	...	11·14	...	11·14	...	11·14	...	11·14	...	...	11·14	...	11·14	...	11·14	...	11·14	...	..	
Permanent Demarcation of Surveyed Taluk.																							
Kottarakara	...	...	...	...	...	...	...	...	...	10	202·01	1,29,814	...	...	...	...	...	...	...	...	...	...	
Re-publication of Village Maps.																							
Eraniel ... ... / Trivandrum ... ... / Chirayinkil	...	...	...	...	...	...	...	...	...	...	...	...	...	...	...	...	...	...	—	...	...	92·92	
Total.....	...	11·14	...	...	11·14	...	11·14	...	11·14	...	213·15	1,29,814	...	11·14	...	11·14	...	11·14	...	11·14	...	92·92	
Grand Total.....	...	360·90	24,789	...	360·90	...	343·28	...	343·28	...	535·65	3,34,003	...	333·64	...	389·62	...	327·50	...	327·50	...	492·34	

(2)—*Statement of work completed up to end of the year M. E. 1077.*

Names of Taluks.	Traversed. A. Stations marked. No. of villages.	Traversed. A. Stations marked. Square miles.	Traversed. A. No. of stations fixed.	Traversed. B. Traverse surveyed. No. of villages.	Traversed. B. Traverse surveyed. Square miles.	Traverse Plotted. C. Traverse computed. No. of villages.	Traverse Plotted. C. Traverse computed. Square miles.	Traverse Plotted. D. Traverse plotted. No. of villages.	Traverse Plotted. D. Traverse plotted. Square miles.	Fields Surveyed. E. Fields demarcated. No. of villages.	Fields Surveyed. E. Fields demarcated. Square miles.	Fields Surveyed. E. Fields demarcated. Stones.	Fields Surveyed. F. Fields measured. No. of villages.	Fields Surveyed. F. Fields measured. Square miles.	G. Mapped. No. of villages.	G. Mapped. Square miles.	H. Area computed. No. of villages.	H. Area computed. Square miles.	J. Finished. No. of villages.	J. Finished. Square miles.	L. Maps lithographed. No. of villages.	L. Maps lithographed. Square miles.	Remarks.
1	2	3	4	5	6	7	8	9	10	11	12	13	14	15	16	17	18	19	20	21	22	23	24
Agnatisvaram	15	94·01	2,134	15	94·01	15	94·01	15	94·01	15	94·01	2,09,515	15	94·01	15	94·01	15	80·21	15	89·21	15	89·21	
Tovala	11	120·51	3,202	11	120·51	11	120·51	11	120·51	11	120·51	1,68,449	11	120·51	11	120·51	11	56·09	11	56·09	11	56·09	
Eraniel	13	98·00	2,988	12	98·00	13	98·00	13	98·00	13	98·00	4,23,996	13	98·00	13	104·44	13	96·30	13	96·30	13	96·30	
Kalkulam	11	179·73	16,449	11	179·73	11	179·73	11	179·73	11	179·73	3,67,545	11	179·73	11	179·73	11	82·11	11	82·11	11	82·11	
Vilavancode	13	137·95	14,987	13	137·95	13	137·95	13	137·95	13	137·95	2,84,470	13	137·95	13	137·95	13	81·23	13	81·23	13	81·23	
Neyyattinkara	18	206·84	12,914	18	206·84	18	206·84	18	206·84	18	206·84	2,64,640	18	206·84	18	206·84	18	177·01	18	177·01	18	177·01	
Nedumangad	...	150·91	12,029	12	483·91	12	483·91	12	483·91	...	150·91	956	12	483·91	12	483·91	12	216·56	12	216·56	12	216·56	
Trivandrum	Demarcated by Settlement Dept.			25	96·00	25	96·00	25	96·00	Demarcated by Settlement Dept.			25	96·00	25	96·00	25	97·26	25	97·26	25	97·26	
Chirayinkil	31	130·00	7,420	31	130·00	31	130·00	31	130·00	31	130·00	3,39,324	31	130·00	31	130·00	31	146·47	31	146·47	31	146·47	
Quilon	13	145·15	3,704	13	145·15	13	145·15	13	145·15	13	145·15	4,58,713	13	145·15	13	145·15	13	143·25	13	143·25	13	143·25	
Kottarakkara	10	228·24	6,249	10	228·24	10	228·24	10	228·24	10	228·24	2,31,304	10	228·24	10	228·24	10	202·07	10	202·07	10	202·07	
Kunnattur	9	163·60	3,986	9	163·60	9	163·60	9	163·60	9	163·60	1,24,275	9	163·60	9	163·60	9	171·54	9	171·54	9	171·54	
Mavelikara	15	103·06	8,593	15	103·06	15	103·06	15	103·06	15	103·06	1,65,078	15	103·06	15	111·43	15	111·43	15	111·43	15	111·43	
Thiruvalla	18	148·60	14,792	18	148·60	18	148·60	18	148·60	18	172·06	1,93,491	18	172·06	18	172·06	18	172·18	18	172·18	18	172·18	
Karunagappalli	12	82·06	1,720	12	82·00	12	82·00	12	82·00	12	82·00	4,32,030	12	82·00	12	82·00	12	93·15	12	93 15	12	93·15	
Kartigappalli	18	69 00	2,032	18	69·00	18	69·00	18	69·00	18	69·00	3,64,469	18	69·00	18	69·00	18	74·15	18	74·15	18	74·15	
Ambalapuzha	10	113·76	5,769	10	113·76	10	113·76	10	113·76	10	113·76	62,065	10	113·76	10	113·76	10	115·03	10	115·03	10	115·03	
Chenganur	15	213·12	16,292	15	213·12	15	213·12	15	213·12	15	204·33	1,63,964	15	204·33	15	204·33	15	208·82	15	208·82	15	208·82	
Do. Milappara	1	63·53	...	1	63·53	1	63·53	1	63·53	1	63·53	...	1	63·53	1	63·53	1	63 53	1	63·53	1	63·53	
Pattanapuram	8	464·73	24,293	8	464·73	8	464·73	8	424·73	8	424·80	1,23,676	8	424·80	8	424·80	8	424·67	8	424·67	8	424·67	
Shencottah	10	127·04	7,879	10	127·04	10	127·04	10	127·04	10	127·04	65,678	10	127·04	10	127·04	10	126·96	10	126·96	10	126·96	
Changanachery	21	501·91	28,955	21	501·91	21	501·91	21	501·91	21	501·91	1,49,583	21	501·91	21	501·91	21	501·86	21	501·86	21	501·86	
Kottayam	10	176·71	13,253	10	176·71	10	176·71	10	176·71	10	176·71	1,44,198	10	176·71	10	176 71	10	174 25	10	174·25	10	174·25	
Shertallay	14	117·19	6,086	14	117·19	14	117·19	14	117·19	14	117·19	1,98,958	14	117·19	14	117·19	14	117·86	14	117·86	14	117·86	
Vaikam	14	108·19	7,614	14	108·19	14	108·19	14	108·19	14	108·19	1,41,539	14	108·19	14	108·19	14	108·65	14	108·65	14	108·65	
Ettumanur	11	131·42	11,473	11	131·42	11	131·42	11	131·42	11	131·42	1,49,367	11	131·42	11	131·42	11	137·06	11	137·06	11	137·06	
Paravur	7	49 75	3,612	7	49·75	7	49·75	7	49·75	7	49.75	74,060	7	49·75	7	49·75	7	49·75	7	49·75	7	49·75	
Todupuzha	...	...	15,596	...	...	...	...	...	...	...	...	...	...	...	...	...	...	...	...	...	...	...	
Do. Cardamom Hills ...	4	413·15	17,581	4	413·15	4	413·15	4	413·15	4	413·15	24,881	4	413·15	4	413·15	4	413·15	4	413·15	4	413·15	
Do. Anjanad	6	112·38	4,017	6	112·38	6	112·28	6	112·38	6	112·38	18,538	6	112·38	6	112·38	6	112·29	6	112·29	6	112·29	
Alangad	7	100·02	8,095	7	100·02	7	100·02	7	100·02	7	100·02	1,32,153	7	100·02	7	100·02	7	100·02	7	100·02	7	100·02	
Kunnatnad	17	243·48	22,753	17	243·48	17	243 48	17	243·48	17	243·48	3,10,667	17	243·48	15	207·43	14	184·94	14	184·94	...	...	
Muvattupuzha	14	285·74	33,821	14	285·74	10	177·40	10	177·40	2	34·80	2,15,383	2	34·80	...	...	...	...	...	...	...	...	
Total.....	376	5279·72	3,40,288	413	5708·72	409	5600·38	409	5560·38	364	5008·52	6008,965	401	5432·52	387	5376·48	396	4848·85	396	4848·85	382	4663·91	

(3)—Statement of Taluks completed and remaining to be surveyed to end of M. E. 107

Division.	Taluks. No.	Taluks. Name.	Total area. Sq. M.	Area surveyed. Sq. M.	Area remaining to be surveyed. Sq. M.	Remarks
Padmanabhapuram ...	1	Agastiswaram ...	89·21	89·21	...	
	2	Tovala	56·09	56·09	...	
	3	Eraniel	96·30	96·30	...	
	4	Kalkulam	82·11	82·11	...	
	5	Vilavankod ...	81·23	81·23	...	
Trivandrum	1	Neyyattinkara ...	177·01	177·01	...	
	2	Nedumangad ...	216·56	216·56	...	
	3	Trivandrum ...	97·26	97·26	...	
	4	Chirayinkil ...	146·47	146·47	...	
Quilon	1	Quilon	143·25	143·25	...	
	2	Kottarakara ...	202·07	202·07	...	
	3	Kunnattur... ...	171·54	171·54	...	
	4	Mavelikara ...	111·43	111·43	...	
	5	Tiruvalla	172·18	172·18	...	
	6	Karunagapalli ...	93·15	93·15	...	
	7	Kartikapalli ...	74·15	74·15	...	
	8	Ampalapuzha ...	115·03	115·03	...	
	9	Chengannur ...	208·82	208·82	...	
		Do. Milappara...	63·53	63·53	...	
	10	Pattanapuram ...	424·67	424·67	...	
	11	Shencottah ...	126·96	126·96	...	
Kottayam	1	Changanachery ...	501·86	501·86	...	
	2	Minachil	158·00	...	158·00	
	3	Kottayam	174·25	174·25	...	
	4	Ettumanur ...	137·06	137·06	...	
	5	Shertallay	117·86	117·86	...	
	6	Vaikam	108·65	108·65	...	
	7	Parur	49·75	49·75	...	
	8	Alangad	100·02	100·02	...	
	9	Kunnatnad ...	243·48	184·94	58·54	
	10	Muvattupuzha ...	285·74	...	285·74	
	11	Todupuzha ...	1230·00	413·15	816·85	
		Do. Anjanad ...	112·29	112·29	...	

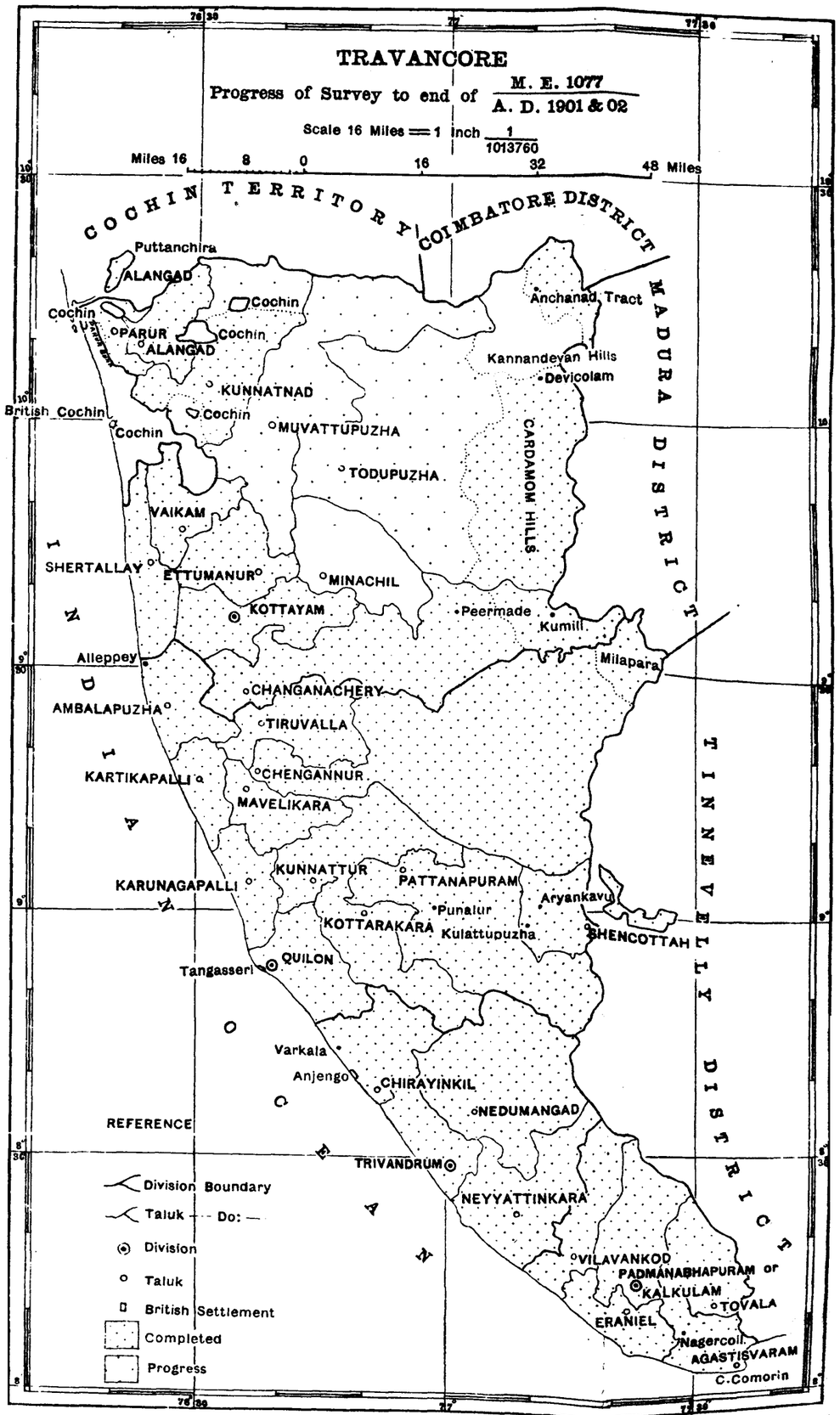

Lithographed in Survey Office Trivandram $\frac{1902}{1078}$

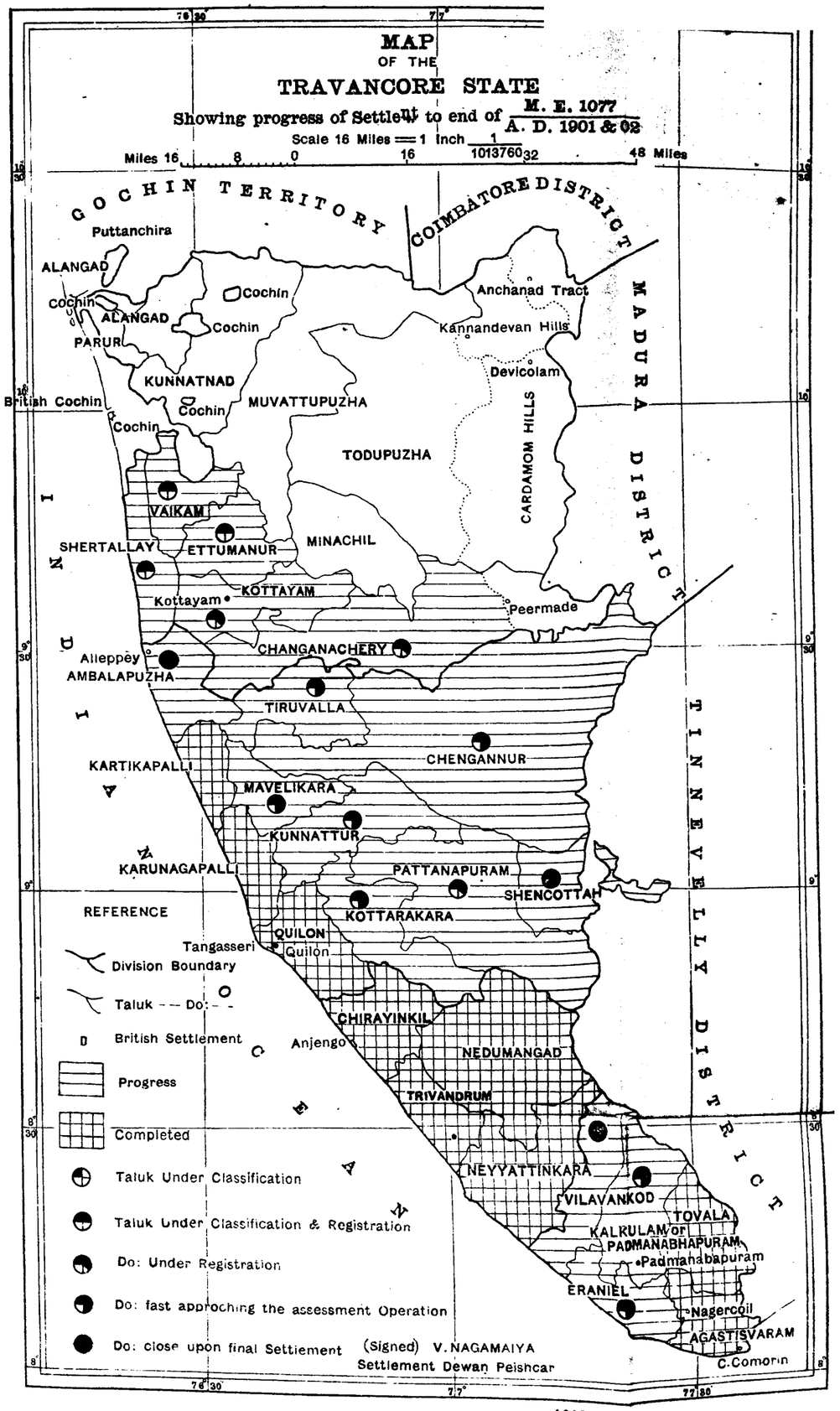

Lithographed in Survey Office Trivandram 1902

CHAPTER III.—PROTECTION.

A.—POLICE.

(6)—Statement showing the equipment and the general internal management of the Police Force during the year 1077 M. E.

| Number. | Divisions. | Superintendent. | Assistant Superintendent. | Inspectors. | Strength on the 32nd of Andy 1077. Head Constables. | Strength on the 32nd of Andy 1077. Constables. | Sanctioned strength. Inspectors. | Sanctioned strength. Head Constables. | Sanctioned strength. Constables. | Armament of the Force.* No provided with bayonets. | Armament of the Force.* No. provided with swords. | Punishment. Dismissed for having 6 Black marks. Inspectors. | Dismissed for having 6 Black marks. Head Constables. | Dismissed for having 6 Black marks. Constables. | Number fined. Inspectors. | Number fined. Head Constables. | Number fined. Constables. | Degraded. Inspectors. | Degraded. Head Constables. | Degraded. Constables. | Suspended. Inspectors. | Suspended. Head Constables. | Suspended. Constables. | Number awarded Black marks. Inspectors. | Number awarded Black marks. Head Constables. | Number awarded Black marks. Constables. | Punished judicially by Mags. and Courts. Under local Law. Inspectors. | Under local Law. Head Constables. | Under local Law. Constables. | Under Sec. 330, 331 & 348, T. P. C. Inspectors. | Under Sec. 330, 331 & 348, T. P. C. Head Constables. | Under Sec. 330, 331 & 348, T. P. C. Constables. | Under other Heads of T. P. C. Inspectors. | Under other Heads of T. P. C. Head Constables. | Under other Heads of T. P. C. Constables. | Rewards. By money. Inspectors. | By money. Head Constables. | By money. Constables. | By promotion. Inspectors. | By promotion. Head Constables. | By promotion. Constables. | Education. That can read and write. Inspectors. | That can read and write. Head Constables. | That can read and write. Constables. | That cannot read and write. Inspectors. | That cannot read and write. Head Constables. | That cannot read and write. Constables. | Under Instructions during the year. Inspectors. | Under Instructions during the year. Head Constables. | Under Instructions during the year. Constables. | That have passed the prescribed tests. Inspectors. | That have passed the prescribed tests. Head Constables. | That have passed the prescribed tests. Constables. | Number enlisted during the year. Inspectors. | Number enlisted during the year. Head Constables. | Number enlisted during the year. Constables. | Of five years and upwards. Inspectors. | Of five years and upwards. Head Constables. | Of five years and upwards. Constables. | Number who have left the Force. On Pension. Inspectors. | On Pension. Head Constables. | On Pension. Constables. | On Gratuity. Inspectors. | On Gratuity. Head Constables. | On Gratuity. Constables. | On Resignation. Inspectors. | On Resignation. Head Constables. | On Resignation. Constables. | On Dismissal. Inspectors. | On Dismissal. Head Constables. | On Dismissal. Constables. | By desertion. Inspectors. | By desertion. Head Constables. | By desertion. Constables. | By death. Inspectors. | By death. Head Constables. | By death. Constables. | Relieved on account of ill-health. Inspectors. | Relieved on account of ill-health. Head Constables. | Relieved on account of ill-health. Constables. | Percentage of deaths during the year to the total strength of the Force. | REMARKS. |
|---|---|---

A.—POLICE—*continued.*

(8)—*Statement showing particulars of violent and unnatural deaths during the year* 1077 *M. E.*

Number.	Nature of deaths.	1076.	1077. Males. Adults.	1077. Males. Children.	1077. Females. Adults.	1077. Females. Children.	1077. Total. Adults.	1077. Total. Children.	Total No. of deaths.	Increase.	Decrease.	Remarks.
1	2	3	4	5	6	7	8	9	10	11	12	13
1	Murder	31	11	2	6	3	17	5	22*	...	9	* Total number of cases reported as murders was 8 of which one case ended in conviction under Sec. 326 and 4 cases were of double murders.
2	Culpable Homicide	19	9	1	3	...	12	1	13†	...	6	
3	Justifiable Homicide	...	...	...	...	...	...	...	...	...	...	
4	Suicides	89	60	1	16	...	76	1	77	...	12	† Total number of cases reported as culpable homicide was 13 of which 2 cases ended in conviction under Sec. 323 and 2 cases under Section 304 T. P. C.
5	Accidental deaths	571	272	138	73	116	345	254	599	28	..	
6	Do. by drinking	2	2	...	...	...	2	...	2	..	...	
7	Do. by neglect or want ...	...	...	...	...	...	...	...	...	...	...	
8	Do. by exposure	1	...	...	...	1	...	1	1	...	...	
9	Do. from other causes ...	3	...	...	1	...	1	...	1	...	2	
10	Found dead, causes unknown ...	15	15	...	2	1	17	1	18	3	...	
11	Hanged under orders of courts ...	3	4	...	...	...	4	...	4	1	...	
	Total.....	734	373	142	101	121	474	263	737	32	29	

(9)—*Statement giving particulars of accidental deaths during the year* 1077 *M. E.*

Number.	Divisions.	By drowning. Males. Adults.	By drowning. Males. Children.	By drowning. Females. Adults.	By drowning. Females. Children.	By wild beasts. Males. Adults.	By wild beasts. Males. Children.	By wild beasts. Females. Adults.	By wild beasts. Females. Children.	By snake bites. Males. Adults.	By snake bites. Males. Children.	By snake bites. Females. Adults.	By snake bites. Females. Children.	By falls from trees. Males. Adults.	By falls from trees. Males. Children.	By falls from trees. Females. Adults.	By falls from trees. Females. Children.	By Lightning. Males. Adults.	By Lightning. Males. Children.	By Lightning. Females. Adults.	By Lightning. Females. Children.	By other causes. Males. Adults.	By other causes. Males. Children.	By other causes. Females. Adults.	By other causes. Females. Children.	Total. Males. Adults.	Total. Males. Children.	Total. Females. Adults.	Total. Females. Children	Total No of deaths.	Number of deaths disposed of.	Remarks.
1	2	3	4	5	6	7	8	9	10	11	12	13	14	15	16	17	18	19	20	21	22	23	24	25	26	27	28	29	30	31	32	33
1	Trivandrum ...	3	10	4	4	...	...	...	...	1	1	...	1	5	1	...	...	...	...	...	...	4	2	2	...	13	14	6	5	38	38	
2	Padmanabhapuram .	12	7	3	2	...	...	...	...	...	...	...	...	14	...	...	...	...	...	...	...	7	...	1	...	33	7	4	2	46	46	
3	Quilon	33	55	14	57	1	...	...	...	19	4	11	3	21	4	...	...	4	...	1	...	23	12	10	8	101	75	36	68	280	289	
4	Kottayam ...	34	30	11	37	3	...	1	...	26	4	6	1	37	3	...	...	1	...	...	...	24	5	9	3	125	42	27	41	235	234	
	Total.....	82	102	32	100	4	...	1	...	46	9	17	5	77	8	...	...	5	...	1	...	58	19	22	11	272	138	73	116	599	508	

B.—FACTORIES.

(10)—*Statement showing the number of Factories in Travancore with particulars of their working during the year 1077 M. E.*

B.—FACTORIES.

(10)—Statement showing the number of Factories in Travancore with particulars of their working during the year 1077. M. E.

Factories.	Where situated.	Number of hands employed. Classified according to sex. Males.	Females.	Total.	Classified according to age. Adults.	Young persons.	Total.	Whether steam or manual labour is employed.	Average rate of wages.	Particulars of accidents to the working hands.	Whether buildings are roomy or airy.	What sanitary arrangements are provided.
Messrs. Cameron & Co., coffee curing, saw mills, carpentry, tile and brick making, crushing, black-smithing ...	Quilon	221	27	248	179	69	248	Both steam and hand labour.	8 chuckrams.	Slight bruises to the fingers by the circular saw.	Roomy and airy.	The building is kept clean by regular employment of sweepers.
Mr. Darragh's spinning Mill ...	Do.	555	195	750	395	355	750	Steam.	3 annas and 2 p. for adults and 1 anna and 6 p. for boys.	3 accidents of a trivial nature to fingers and cured in local hospital.	Do.	A daily supply of fresh water is kept for the use of the labourers employed. Separate latrines built for men and women and persons employed to see these are kept in good condition cleaned daily by use of disinfectants. A supply of patent medicines is kept for use.
Messrs. Chisholm & Co. tile works, saw mills and timber works	Do.	351	49	400	327	73	400	Both steam and hand labour.	3 to 8 chs. for coolies 14 to 20 chs. to artizans 3 to 5 chs. to boys and women.	Nil.	Do.	Separate closets provided for men and women.
Messrs. Darragh Smail & Co. ...	Alleppey	873	273	1,146	859	287	1,146	Both principally hand labour.	Males—9 chs. Females—4 chs. Boys—3 chs.	Nil.	Do.	Proper privies provided and emptied every morning by nightsoil carts. Disinfectants used.
Messrs. Arnold Chesney & Co...	Do.	242	137	379	304	75	379	Both steam and hand labour.	6½ chs. per day.	Nil.	Do.	Nightsoil carts and latrines.
Messrs. P. John & Sons' Oil Mills	Do.	60	...	60	40	20	60	Steam.	5 annas.	Nil.	Do.	Latrines provided.
Tea and Coffee Factories.												
Nallatanni	Near Munnar ...	30	6	36	15	21	36	Water.	5¼ annas.	Nil.	Do.	Latrines are unnecessary. All hands have the medical attendance of the Apothecary resident on the Estate. All hands have quarters outside the factory and are well supplied with water. Sweepers are employed to keep the environs of the factories clean.
Gundumallay	Gundumallay Estate Yellapatts ...	35	6	41	18	23	41	Water... ...	5½ annas. ..	Nil.	Roomy and airy.	Do. Do.
Sevenmallay	Near Munnaar ...	50	6	56	56	...	56	Do. ...	6 annas ...	Nil.	Do.	Do. Do.
Kalaar	Kalaar Estate ...	12	4	16	12	4	16	Do. ...	5 annas ...	Nil.	Do.	Do. Do.
Devikulam	Devikulam ...	23	1	24	23	1	24	Manual at present, water power later ...	4½ annas ...	Nil.	Do.	Do. Do.
Central Factory	Perriavurai ...	34	8	42	30	12	42	Water ...	6 annas ...	Nil.	Do.	Do. Do.
Karrinkulam	Below cart road Karrinkulam Estate...	18	1	19	16	3	19	Do. ...	5 annas ...	Nil.	Do.	Do. Do.
Munnar	Munnar town ...	25	5	30	20	10	30	Do. ...	5½ annas ...	One accident has occurred to a cooly, he was caught in the belting of Roll Breaker and received slight injury to his head. He was sent to hospital and completely recovered in a week.	Do.	Do. Do.
Munnar Central Coffee Store...	Munnar town ..	15	...	15	15	...	15	Do. ...	5 annas ...	Nil.	Do.	Do. Do.
Lockhart and	Coffee stores in Lockhart and Pulp house in Devikulam	6	4	10	10	...	10	Oil Engine ...	4 annas 4 pies ...	Nil.	Do.	Do. Do.
Devikulam coffee stores		5	3	8	8	...	8	Manual labor ...	Do. ...	Nil.	Do.	Pulp house is open and has constant stream of water passing through it. Store has no windows but is connected and has big doors which are kept open when any work goes on inside. The latter is however only very occasional.
Penshurst	Peermade... ...	8	1	9	9	...	9	Oil Engine ...	5 annas ...	Nil.	Do.	
Bonami	Do.	16	2	18	18	...	18	Steam Engine ...	Do. ...	Nil.	Do.	
Fairfield...	Do.	8	...	8	8	...	8	Oil Engine ...	Do. ...	One hand crushed in roller.	Do.	
Kolikanum	Do.	11	1	12	12	...	12	Do. ...	Do. ...	Nil.	Do.	
Stagbrook	Do.	12	1	13	13	...	13	Do. & Turbine ...	5½ annas ...	One lost two fingers in tea roller.	Do.	
Glenmary	Do.	14	2	16	16	...	16	Oil and Steam Engine...	5 annas ...	Nil.	Do.	
Kaduvakarunum	Do.	13	2	15	15	...	15	Steam Engine ...	Do. ...	Nil.	Do.	
Pambanar	Do.	20	...	20	20	...	20	Do. & Turbine ...	Do. ...	Nil.	Do.	
Carady Goody	Do.	10	...	10	10	...	10	Oil Engine ...	Do. ...	Nil.	Do.	
Munia Malai	Do.	13	2	15	15	...	15	Do. ...	Do. ...	Nil.	Do.	
Mount	Do.	11	2	13	13	...	13	Do. ...	Do. ...	Nil.	Do	
Arnakat	Do.	14	2	16	16	...	16	Do. ...	Do. ...	Nil.	Do.	
Ashley	Do.	8	1	9	9	...	9	Do. & water wheel...	Do. ...	Nil.	Do.	
Ladrum	Do.	8	1	9	9	...	9	Oil Engine ...	Do. ...	Nil.	Do.	
Vemberard	Do.	14	1	15	15	...	15	Do. & water wheel...	Do. ...	Nil.	Do.	
	...	2,735	743	3,478	2,525	953	3,478	...	...	..	...	

C.—ARMS, AMMUNITION, &c.

(11)—Statement of Permits issued for importing Military Stores into Travancore during the year 1077 M. E.

| NAMES OF STATES. | DETAIL OF STORES. | | |

C.—ARMS, AMMUNITION &c.

(12)—Statement showing actual imports under licenses issued during the year 1077.

| Details of Stores | | |

D.—JUDICIAL STATEMENTS (CRIMINAL)—*continued.*

(14)—Statement showing the operations of the Magistrates' Courts in Travancore, during the year 1077 *M. E.*—TRIALS.

Courts.		Pending at the commencement of the year. Cases.	Pending at the commencement of the year. Persons.	Filed during the year. Cases.	Filed during the year. Persons.	Referred by subordinate Magistrates for enhanced punishment. Cases.	Referred by subordinate Magistrates for enhanced punishment. Persons.	Remanded and received by transfer. Cases.	Remanded and received by transfer. Persons.	Total. Cases.	Total. Persons.
1		2	3	4	5	6	7	8	9	10	11
District and First Class Magistrates' Courts.	Padmanabhapuram District Magistrate	...	...	...	10	3	4	1	7	6	21
	Trivandrum Do.	...	...	34	47	32	10	...	...	8	57
	Quilon Do.	2	13	4	10	2	2	...	...	8	23
	Kottayam Do.	1	5	34	14	12	15	...	...	16	34
	Alleppey Do.	...	...	18	36	3	9	8	20	29	65
	Cardamom Hills Do.	5	9	63	103	...	...	...	...	67	112
	Padmanabhapuram 1st class Magistrate	2	2	165	407	...	...	...	...	170	409
	Trivandrum Do.	15	50	320	923	...	33	125	398	1,107	1,398
	Quilon Do.	19	89	330	1,034	...	41	104	300	1,238	1,423
	Kottayam Do.	15	89	267	849	...	18	41	300	570	1,238
	Arukutti Do.	1	1	94	162	...	1	1	90	164	254
	Alleppey Do.	...	...	165	451	...	30	74	195	525	720
	Peermade Do.	7	12	325	589	...	1	1	333	602	...
	Total.....	67	261	1,701	4,746	23	40	133	373	1,924	5,420
Second and Third class Magistrates' Courts.	Tovala 2nd Class Magistrate	6	18	154	338	...	...	...	...	160	357
	Agastisvaram Do.	1	4	159	289	...	10	36	150	329	...
	Eraniel Do.	...	...	307	790	...	19	71	326	861	1,161
	Kalkulam Do.	5	18	117	231	...	13	54	135	303	318
	Vilavankod Do.	5	36	378	851	...	1	1	384	888	1,739
	Neyyattinkara Do.	6	13	346	764	...	4	14	356	791	1,555
	Trivandrum Taluk Do.	...	...	133	345	...	22	98	155	443	788
	Chirayinkil Do.	3	11	493	1,246	...	8	14	504	1,271	3,420
	Quilon Do.	3	13	364	679	...	...	...	369	692	1,371
	Kottarakara Do.	8	17	376	923	...	...	...	384	940	1,860
	Pathanapuram Do.	32	100	350	794	...	4	5	386	899	2,015
	Shencottah Do.	9	25	275	548	...	...	...	284	573	1,121
	Kunnathur Do.	4	10	150	399	...	...	...	154	409	1,000
	Karunagapalli Do.	4	16	680	1,604	...	2	20	686	1,640	3,244
	Karthikapalli Do.	1	1	340	716	...	9	37	350	754	1,470
	Mavelikara Do.	...	...	599	629	...	6	13	275	642	1,271
	Chengannur Do.	...	...	320	695	...	7	26	333	721	1,416
	Tiruvalla Do.	2	15	453	1,004	...	2	4	457	1,023	2,046
	Ambalapuzha Do.	...	...	380	844	...	2	5	381	849	2,274
	Shertala Do.	6	12	546	1,167	...	9	16	561	1,195	4,174
	Vaikam Do.	3	8	545	1,035	...	1	1	549	1,089	2,178
	Ettumanur Do.	1	1	580	1,212	...	1	1	582	1,214	2,428
	Kottayam Do.	3	10	716	1,509	...	3	6	722	1,525	3,050
	Chingannachery Do.	...	...	668	1,446	...	4	13	672	1,459	2,918
	Minachil Do.	...	...	612	1,121	...	2	9	614	1,130	2,260
	Thodupuzha Do.	1	2	273	518	...	...	...	274	520	1,040
	Muvattupuzha Do.	...	...	390	752	...	2	5	392	757	2,271
	Kunnathad Do.	...	...	611	1,318	...	5	9	616	1,327	2,654
	Alangad Do.	...	...	441	883	...	3	5	444	888	1,776
	Parur Do.	2	3	500	885	...	2	2	504	890	1,780
	Kotta Do.	...	...	623	1,273	...	1	4	624	1,277	2,554
	Trivandrum Town Do.	...	...	1,573	2,380	...	44	167	1,617	2,547	5,094
	Thonmala Do.	...	...	155	329	...	5	14	156	382	764
	Kayangulam Do.	...	...	466	932	...	5	14	471	946	1,892
	Kanjirapalli Do.	...	...	291	727	...	4	11	295	738	1,476
	Alleppey Do.	...	...	816	1,587	...	16	54	832	1,441	2,882
	Nedumangad 3rd Class Magistrate	6	21	242	698	...	13	53	262	742	1,484
	Cobachel Do.	3	15	193	474	...	1	4	196	493	986
	Tiruvattar Do.	1	15	223	497	...	18	66	242	518	1,036
	Parassala Do.	...	...	179	468	...	...	...	179	468	936
	Dolsavamadom Do.	...	...	19	22	...	...	...	19	22	44
	Paravur Do.	1	1	358	659	...	...	...	359	660	1,320
	Pathanamthitta Do.	...	...	398	913	...	...	...	398	913	1,826
	Arukutti Do.	4	12	319	608	...	2	9	325	629	1,258
	Anjanad Do.	...	...	46	112	...	3	5	49	117	...
	Quilon Port Do.	...	...	...	...	...	...	...	...	...	...
	Total.....	122	393	17,809	37,060	...	251	866	18,182	38,319	79,379
	Grand Total.....	189	654	19,510	41,806	23	40	1,239	20,106	43,769	84,799

Courts.		Disposed of. Transferred to other Courts. Cases.	Transferred to other Courts. Persons.	Referred to superior Magistrates for enhanced punishment. Cases.	Referred to superior Magistrates for enhanced punishment. Persons.	No. of Persons. In complaints dismissed under section 181 of the Code.	In complaints struck off on Police report.	In complaints dismissed under sections 224 and 230 of the Code.	In complaints withdrawn or compounded under sections 258 and 259 of the Code.	Discharged under section 230 of the Code. In cases charged by the Police.	Convicted. In other cases.	Convicted. In summons cases.	Convicted. In warrant cases.	Acquitted. In summons cases.	Acquitted. In warrant cases.	Otherwise disposed of by death, escape from custody, &c.	Total. Cases.	Total. Persons.	Average duration (in days) inclusive of the period during which cases were pending Police investigation and arrest of accused persons.	Average duration (in days) exclusive of the period during which cases were pending Police investigation and arrest of accused persons.
1		12	13	14	15	16	17	18	19	20	21	22	23	24	25	26	27	28	29	30
District and First Class Magistrates' Courts.	Padmanabhapuram District Magistrate	...	...	...	...	7	...	...	...	...	4	7	3	...	...	...	6	21	30	30
	Trivandrum Do.	1	1	...	...	33	...	...	...	23	...	21	...	9	...	...	8	57	9	9
	Quilon Do.	3	20	...	...	8	...	...	...	...	2	2	1	4	...	...	8	23	15	15
	Kottayam Do.	3	3	...	...	17	...	...	...	...	...	13	...	...	...	...	16	34	3	2
	Alleppey Do.	5	7	...	...	9	...	1	9	...	18	1	14	...	9	...	29	65	18	9
	Cardamom Hills Do.	5	7	...	...	3	...	3	9	5	10	21	27	1	2	14	63	106	21	...
	Padmanabhapuram 1st class Magistrate	...	...	...	...	87	...	...	7	15	238	24	11	8	26	5	162	447	10	8
	Trivandrum Do.	131	501	...	...	27	114	...	70	81	164	17	41	3	16	10	594	1,044	12	10
	Quilon Do.	1	1	...	...	370	...	...	22	58	619	9	95	18	71	3	982	1,215	10	18
	Kottayam Do.	4	9	...	...	59	325	...	43	53	287	9	109	4	9	52	295	958	22	12
	Arukutti Do.	4	7	...	...	1	...	...	...	3	19	65	11	56	1	...	95	165	18	14
	Alleppey Do.	17	70	...	...	12	...	22	34	8	228	19	25	19	6	...	175	449	23	29
	Peermade Do.	...	...	...	...	27	...	32	129	4	19	215	22	30	5	119	333	602	30	5
	Total.....	175	633	...	...	622	439	58	323	200	1,606	387	412	145	157	203	1,895	5,185	19	11
Second and Third class Magistrates' Courts.	Tovala 2nd Class Magistrate	4	15	...	...	5	...	5	167	9	29	20	46	49	3	5	138	253	11	11
	Agastisvaram Do.	...	1	1	1	8	...	1	71	20	73	58	15	56	15	9	147	326	14	14
	Eraniel Do.	7	46	...	...	61	...	7	284	77	196	61	43	75	10	7	320	861	15	15
	Kalkulam Do.	3	14	...	...	14	...	4	61	8	81	32	49	33	6	...	154	293	18	18
	Vilavankod Do.	26	114	...	...	15	...	40	312	10	182	97	67	124	19	...	380	980	15	15
	Neyyattinkara Do.	1	3	...	...	...	164	17	174	8	187	70	43	90	25	...	355	781	17	17
	Trivandrum Taluk Do.	17	70	...	...	44	...	32	124	32	67	13	38	37	13	...	156	443	8	7
	Chirayinkil Do.	3	10	...	...	21	6	51	572	45	221	106	50	179	26	2	507	1,371	17	15
	Quilon Do.	4	6	...	...	8	...	62	236	31	75	165	70	8	18	...	366	679	9	8
	Kottarakara Do.	1	2	1	1	56	1	11	411	2	214	88	14	134	6	...	384	940	10	8
	Pathanapuram Do.	8	20	...	...	44	281	72	16	162	13	102	75	88	23	...	363	899	22	15
	Shencottah Do.	8	19	...	...	40	...	23	215	22	59	82	21	48	42	6	292	570	17	16
	Kunnathur Do.	1	5	...	...	15	1	38	180	19	60	24	16	49	1	...	153	468	13	9
	Karunagapalli Do.	1	3	...	...	86	...	68	704	4	281	170	133	168	21	2	695	1,629	10	8
	Karthikapalli Do.	5	38	...	...	50	...	25	288	5	90	67	72	80	18	...	351	739	9	8
	Mavelikara Do.	3	7	...	...	47	...	14	325	10	58	33	45	70	25	2	273	636	13	8
	Chengannur Do.	1	1	...	...	8	...	25	328	10	115	65	40	108	7	...	331	717	13	7
	Tiruvalla Do.	5	14	...	...	192	...	7	426	11	117	65	79	137	28	1	458	1,019	14	12
	Ambalapuzha Do.	2	4	...	...	279	28	59	299	1	149	96	83	51	36	1	356	831	14	12
	Shertala Do.	4	11	4	4	73	...	55	384	26	110	59	175	204	51	27	561	1,195	14	12
	Vaikam Do.	1	9	1	1	292	87	33	350	22	84	137	102	143	26	1	548	1,074	10	4
	Ettumanur Do.	4	11	...	...	27	24	33	545	30	193	71	68	144	7	...	531	1,209	11	9
	Kottayam Do.	8	26	6	6	4	51	35	718	15	193	194	105	87	33	1	631	1,484	14	6
	Chingannachery Do.	...	...	...	...	2	...	68	681	26	104	163	143	222	30	...	670	1,448	9	5
	Minachil Do.	...	...	...	...	61	...	76	374	12	238	72	77	172	20	25	614	1,130	6	5
	Thodupuzha Do.	1	1	...	...	31	...	49	197	1	54	40	37	98	11	1	274	520	7	5
	Muvattupuzha Do.	2	6	1	2	...	...	47	334	27	142	73	52	52	1	2	339	740	15	12
	Kunnathad Do.	3	6	...	...	2	...	131	557	25	229	137	61	148	9	...	616	1,327	10	7
	Alangad Do.	3	6	...	...	80	...	41	364	29	83	107	50	99	3	20	443	887	7	2
	Parur Do.	7	9	...	...	...	...	15	233	33	137	108	136	145	16	...	504	890	8	6
	Kotta Do.	9	23	2	2	4	...	42	493	131	142	250	26	159	8	27	624	1,277	7	3
	Trivandrum Town Do.	21	83	2	2	95	8	71	525	142	193	1,015	118	189	26	7	1,607	2,509	11	11
	Thonmala Do.	...	...	...	...	1	3	30	128	35	25	47	31	47	16	2	153	367	11	11
	Kayangulam Do.	11	61	...	...	5	...	25	400	...	130	64	78	156	15	1	470	845	11	11
	Kanjirapalli Do.	...	...	1	1	...	...	18	208	6	329	28	41	65	6	4	290	724	9	5
	Alleppey Do.	53	20	...	...	30	...	455	15	75	391	79	143	49	3	1	821	410	8	4
	Nedumangad 3rd Class Magistrate	7	...	2	2	86	...	36	40	50	31	12	30	...	1	1	240	746	14	14
	Cobachel Do.	3	...	1	1	10	...	105	3	164	76	30	42	25	3	3	196	493	8	5
	Tiruvattar Do.	5	...	...	...	20	...	114	4	81	107	46	93	29	...	...	240	516	11	11
	Parassala Do.	1	...	...	...	3	...	199	...	106	26	27	80	5	...	...	139	468	7	7
	Dolsavamadom Do.	...	...	...	...	...	...	4	...	...	19	22	1	...	...	...	19	22	3	2
	Paravur Do.	13	...	3	3	35	...	251	19	91	125	44	88	16	1	3	359	660	10	6
	Pathanamthitta Do.	6	27	...	...	47	...	518	...	118	64	31	90	8	2	...	398	911	13	5
	Arukutti Do.	6	11	...	...	24	28	15	55	68	70	69	1	...	...	...	325	629	8	4
	Anjanad Do.	38	...	...	...	...	...	10	2	...	35	25	1	...	1	3	48	114	3	3
	Quilon Port Do.	...	...	...	...	...	...	...	...	...	...	...	...	...	...	...	...	...	...	...
	Total.....	270	949	27	4a	1,274	656	14,010	1,185	5,394	4,963	2,632	4,380	774	466	16,079	38,031	11	8	30
	Grand Total.....	454	1,582	27	44	1,896	1095	1,662	14,333	1,365	7,000	5,350	3,064	4,525	931	309	19,944	43,216	12	8

Courts.		Pending at the close of the year. Below one month. Summons cases. Cases.	Below one month. Warrant cases. Cases.	Below one month. Summons cases. Persons.	Below one month. Warrant cases. Persons.	Above one & below three months. Summons cases. Cases.	Above one & below three months. Warrant cases. Cases.	Above one & below three months. Summons cases. Persons.	Above one & below three months. Warrant cases. Persons.	Above three months. Summons cases. Cases.	Above three months. Warrant cases. Cases.	Above three months. Summons cases. Persons.	Above three months. Warrant cases. Persons.	Total. Summons cases. Cases.	Total. Warrant cases. Cases.	Total. Summons cases. Persons.	Total. Warrant cases. Persons.	Total. Cases.	Total. Persons.
1		31	32	33	34	35	36	37	38	39	40	41	42	43	44	45	46	47	48
District and First Class Magistrates' Courts.	Padmanabhapuram District Magistrate	...	...	...	...	...	...	...	...	...	...	...	...	...	...	...	...	...	...
	Trivandrum Do.	...	...	...	...	...	...	...	...	...	...	...	...	...	...	...	...	...	...
	Quilon Do.	...	...	...	...	...	...	...	...	...	...	...	...	...	...	...	...	...	...
	Kottayam Do.	...	...	...	...	...	...	...	...	...	...	...	...	...	...	...	...	...	...
	Alleppey Do.	...	...	...	...	...	...	...	...	...	...	...	...	...	...	...	...	...	...
	Cardamom Hills Do.	...	...	2	1	1	...	...	...	1	2	1	1	3	...	3	4	6	6
	Padmanabhapuram 1st class Magistrate	...	...	6	26	...	1	18	...	...	...	...	...	7	54	7	54	7	54
	Trivandrum Do.	...	...	7	42	...	6	19	...	1	2	...	...	14	68	14	63	14	63
	Quilon Do.	1	7	7	6	...	...	...	...	...	...	1	7	7	16	8	23	8	23
	Kottayam Do.	...	...	4	9	...	1	3	...	...	...	...	...	5	12	5	12	5	12
	Arukutti Do.	14	1	...	...	...	...	...	...	...	...	1	1	...	...	1	1	1	1
	Alleppey Do.	...	6	12	...	1	14	64	...	...	...	...	...	20	76	20	76	20	76
	Peermade Do.	...	...	...	...	...	...	...	...	...	...	...	...	...	...	...	...	...	...
	Total.....	2	8	32	118	1	22	104	...	2	4	3	9	53	226	56	225	...	...
Second and Third class Magistrates' Courts.	Tovala 2nd Class Magistrate	...	...	...	...	...	...	...	...	...	...	...	...	2	4	2	4	2	4
	Agastisvaram Do.	...	...	...	...	...	3	3	...	...	...	...	...	3	3	3	3	3	3
	Eraniel Do.	...	...	...	...	...	...	...	...	...	...	...	...	...	...	...	...	...	...
	Kalkulam Do.	...	...	...	...	...	1	16	...	...	...	...	...	1	16	1	16	1	16
	Vilavankod Do.	1	1	2	2	5	...	1	1	...	...	...	...	1	1	1	1	1	1
	Neyyattinkara Do.	...	...	1	10	...	...	...	...	...	...	1	2	3	6	4	8	4	8
	Trivandrum Taluk Do.	...	...	...	...	...	...	...	...	...	...	...	...	1	10	1	10	1	10
	Chirayinkil Do.	...	...	...	...	...	...	...	...	...	...	...	...	...	...	...	...	...	...
	Quilon Do.	...	1	2	1	1	1	10	...	...	...	...	...	...	...	...	...	...	...
	Kottarakara Do.	...	...	...	...	...	...	...	...	...	...	1	1	2	12	3	13	3	13
	Pathanapuram Do.	...	...	...	...	...	...	...	...	...	...	...	...	...	...	...	...	...	...
	Shencottah Do.	1	1	2	1	1	2	1	...	1	1	1	1	2	1	2	1	2	1
	Kunnathur Do.	...	...	...	...	1	1	...	...	...	...	1	1	...	...	1	1	1	1
	Karunagapalli Do.	...	...	...	...	...	...	...	...	...	...	1	1	...	...	1	1	1	1
	Karthikapalli Do.	...	...	3	9	1	4	1	2	...	...	1	4	4	11	5	15	5	15
	Mavelikara Do.	...	...	...	...	...	...	2	6	...	...	...	...	...	...	2	6	2	6
	Chengannur Do.	...	...	...	...	...	...	1	1	...	1	3	...	...	2	4	3	4	3
	Tiruvalla Do.	...	...	2	4	...	...	...	...	...	...	...	...	2	4	2	4	2	4
	Ambalapuzha Do.	...	...	2	3	...	2	7	...	1	5	...	...	3	15	5	15	5	15
	Shertala Do.	...	...	...	...	...	...	...	...	...	...	...	...	...	...	...	...	...	...
	Vaikam Do.	...	...	...	...	...	1	5	...	...	...	...	...	1	5	1	5	1	5
	Ettumanur Do.	...	...	...	...	...	1	3	...	...	...	...	...	1	3	1	3	1	3
	Kottayam Do.	6	9	3	11	2	8	1	3	...	...	8	17	4	14	12	31	12	31
	Chingannachery Do.	5	1	1	...	1	10	...	...	...	...	2	11	...	...	2	11	2	11
	Minachil Do.	...	...	...	...	...	...	...	...	...	...	...	...	...	...	...	...	...	...
	Thodupuzha Do.	...	...	...	...	...	...	...	...	...	...	...	...	...	...	...	...	...	...
	Muvattupuzha Do.	12	1	1	...	...	1	4	1	12	...	2	13	1	4	3	17	3	17
	Kunnathad Do.	...	...	...	...	...	...	...	...	...	...	...	...	...	...	...	...	...	...
	Alangad Do.	2	1	...	...	...	...	...	...	...	...	1	1	...	...	1	1	1	1
	Parur Do.	...	...	...	...	...	...	...	...	...	...	...	...	...	...	...	...	...	...
	Kotta Do.	3	...	...	...	...	...	...	...	...	...	...	...	...	...	...	...	...	...
	Trivandrum Town Do.	11	3	16	2	4	1	3	4	24	...	...	...	...	...	...	...	...	...
	Thonmala Do.	11	1	1	...	...	2	9	...	2	5	1	4	14	5	15	9	15	9
	Kayangulam Do.	11	1	1	...	...	...	...	...	...	...	...	...	...	...	...	...	...	...
	Kanjirapalli Do.	5	1	2	2	6	...	1	1	1	2	1	2	4	9	5	11	5	11
	Alleppey Do.	4	4	8	6	17	...	6	...	...	...	4	8	7	23	11	31	11	31
	Nedumangad 3rd Class Magistrate	14	7	14	2	12	...	2	8	1	3	1	2	8	17	5	22	13	39
	Cobachel Do.	8	...	...	...	...	...	...	...	...	...	...	...	...	...	...	...	...	...
	Tiruvattar Do.	11	...	2	2	...	...	...	...	...	...	...	...	2	2	2	2	2	2
	Parassala Do.	7	...	...	...	...	...	...	...	...	...	...	...	...	...	...	...	...	...
	Dolsavamadom Do.	3	...	...	...	...	...	...	...	...	...	...	...	...	...	...	...	...	...
	Paravur Do.	6	...	...	...	...	...	...	...	...	...	...	...	...	...	...	...	...	...
	Pathanamthitta Do.	5	1	2	...	...	...	...	...	...	...	1	2	...	...	1	2	1	2
	Arukutti Do.	4	...	...	...	...	...	...	...	...	...	...	...	...	...	...	...	...	...
	Anjanad Do.	3	...	...	...	1	3	...	...	...	...	1	3	...	...	1	3	...	3
	Quilon Port Do.	...	...	...	...	...	...	...	...	...	...	...	...	...	...	...	...	...	...
	Total.....	8	30	61	28	85	8	30	28	109	2	15	7	18	40	106	63	212	103	318
	Grand Total.....	8	32	69	40	204	9	31	50	213	2	15	9	22	43	115	119	438	162	533

D.—JUDICIAL STATEMENTS (CRIMINAL)—*continued.*

(15)—Statement showing the No. of appeals pending, filed and disposed of in the District Magistrates' Courts of Travancore, during the year 1077 M. E.

Courts.	Pending at the beginning of the year. Cases.	Pending at the beginning of the year. Persons.	Filed during the year. Cases.	Filed during the year. Persons.	Remanded and received by transfer. Cases.	Remanded and received by transfer. Persons.	Total. Cases.	Total. Persons.	Disposed of. In cases transferred to other Courts. Cases.	In cases transferred to other Courts. Persons.	No. of persons in whose cases. Conviction and sentence were confirmed.	Conviction and sentence altered. Conviction confirmed but sentence altered.	Conviction and sentence altered. Conviction altered but sentence confirmed.	Conviction and sentence altered. Conviction and sentence were altered.	Conviction and sentence annulled. Acquitted.	Conviction and sentence annulled. Retrial ordered.	Otherwise disposed of by death, escape from custody &c.	Total. Cases.	Total. Persons.	Average duration in days.	Pending at the close of the year. Below one month. Cases.	Below one month. Persons.	Above one month and below 3 months. Cases.	Above one month and below 3 months. Persons.	Above 3 months. Cases.	Above 3 months. Persons.	Total. Cases.	Total. Persons.
1	2	3	4	5	6	7	8	9	10	11	12	13	14	15	16	17	18	19	20	21	22	23	24	25	26	27	28	29
Padmanabhapuram Dt. Magte's Court...	1	3	339	339	...	...	340	342	...	...	221	12	7	3	91	8	...	340	342	19	...	...	...	...	...	...	...	...
Trivandrum Do.	...	...	192	192	...	...	192	192	...	...	132	12	2	...	43	...	3	192	192	9	...	...	...	...	...	...	...	...
Quilon Do.	43	62	524	529	...	...	567	591	1	1	416	...	5	2	152	...	9	561	585	25	6	6	...	...	...	...	6	6
Kottayam Do.	3	6	574	583	...	...	577	589	3	3	324	36	10	11	194	9	...	575	587	12	1	1	1	1	...	...	2	2
Alleppey Do.	...	...	66	66	3	3	69	69	3	3	28	3	1	1	29	...	4	69	69	16	...	...	...	...	...	...	...	...
Cardamom Hills Do.	...	...	1	2

D.—JUDICIAL STATEMENTS (CRIMINAL)—*continued.*

(16)—Statement showing the operations of the Sessions Courts of Travancore, during the year 1077 M. E.—TRIALS.

| Courts. | | | Disposed of. | | |

D.—JUDICIAL STATEMENTS (CRIMINAL)—*continued.*

(18)—Statement of Sessions cases referred to the High Court during the year 1077, M. E. under Section 278 of the Code of Criminal Procedure and Section 12 of the High Court Regulation (I of 1067.)

Pending at the beginning of the year.		Received in 1077.		Total.		Disposed of.		Nature of disposal.						Average duration.		Pending at the close of the year.	
								Confirmed.		Modified.		Reversed.					
Cases.	Prisoners.	Cases.	Prisoners.	Cases.	Prisoners.	Cases.	Prisoners.	Cases.	Prisoners.	Cases.	Prisoners.	Cases.	Prisoners.	Months.	Days.	Cases.	Prisoners.
1	2	3	4	5	6	7	8	9	10	11	12	13	14	15	16	17	18
2	2	11	12	13	14	12	13	8	9	2	2	2	2	1	2	1	1

(19)—Statement of Criminal appeals preferred to the High Court from the decisions of the Sessions Judges and Magistrates, during the year 1077 M. E.

Pending at the beginning of 1077.		Filed in 1077.		Total.		Disposed of.		Number of Prisoners.				Average duration.		Pending at the close of the year.	
Cases.	Prisoners.	Cases.	Prisoners.	Cases.	Prisoners.	Cases.	Prisoners.	In whose cases the lower Court's decision were confirmed.	Do. modified.	Do. reversed.	Otherwise disposed of.	Months.	Days.	Cases.	Prisoners.
1	2	3	4	5	6	7	8	9	10	11	12	13	14	15	16
4	4	108	111	112	115	105	108	76	24	7	1	...	23	7	7

D.—JUDICIAL STATEMENTS (CRIMINAL)—*continued.*

(20)—Statement showing the nomenclature of offences reported and returned as true during the year 1077 M. E., with the results of the trial—both before the Sessions Courts and the Magistracy.

	Nomenclature.	Cases.			Persons.				Remarks.
		Reported.	Returned as true.	Percentage of true to reported cases.	Brought to trial.	Discharged or acquitted.	Convicted.	Percentage of conviction to the total of columns 6 and 7.	
	1	2	3	4	5	6	7	8	9
Offences under the Penal Code.	Offences against the State, Chapter VI	...	...	...	...	...	...	...	
	Offences relating to army, Chapter VII	...	...	...	...	...	...	...	
	Offences against public tranquillity, Chapter VIII	162	144	88·89	850	487	251	34·01	
	Offences by, or relating to public servants, Chapter IX	5	4	80·00	8	6	1	14·29	
	Contempts of the lawful authority of public servants, Chapter X ...	284	280	98·59	316	105	204	66·02	
	False evidence and offences against public justice, Chapter XI ..	102	95	93·14	160	115	32	21·77	
	Offences relating to coin and Government stamps, Chapter XII ...	28	28	100·00	42	25	17	40·48	
	Offences relating to weights and measures, Chapter XIII ...	1	1	100·00	1	1	...	...	
	Offences affecting public health, safety, convenience, decency and morals, Chapter XIV ...	163	160	98·16	224	63	160	71·75	
	Offences relating to religion, Chapter XV	23	19	82·61	48	38	9	19·15	
	Offences affecting human body Chapter XVI. — Offences affecting life. — Murder, attempt at murder and abetment ...	32	32	100·00	63	21	27	56·25	
	Culpable homicide not amounting to murder.	13	13	100·00	42	25	15	37·50	
	Causing death by rash or negligent acts ...	5	5	100·00	5	4	1	20·00	
	Attempt at, and abetment of suicide ...	19	19	100·00	19	7	11	61·11	
	Causing miscarriage, injuries to unborn children, exposure of infants and concealment of births	9	8	88·89	10	7	2	22·22	
	Hurt	1,869	1,754	92·36	2,053	1,417	524	27·00	
	Grievous hurt	125	110	88·00	259	113	105	48·17	
	Wrongful restraint and wrongful confinement	192	171	89·06	319	217	51	19·03	
	Criminal force and assault	6,194	5,330	86·05	3,531	2,766	663	19·34	
	Kidnapping, abduction, slavery and forced labour ...	47	36	76·60	113	111	2	1·77	
	Rape and attempt at rape	5	4	80·00	9	6	2	25·00	
	Unnatural offences	1	1	100·00	1	1	...	...	
	Offence against property Chapter XVII. — Theft	2,581	2,361	91·48	5,744	3,812	1,723	31·13	
	Extortion...	39	33	84·62	113	109	4	3·54	
	Robbery	404	242	59·90	683	597	57	8·72	
	Dacoity	124	112	90·32	767	701	33	4·50	
	Criminal misappropriation of property	97	88	90·72	184	150	31	17·13	
	Criminal breach of trust	153	120	78·43	202	176	17	8·81	
	Receiving stolen property	36	36	100·00	41	11	28	71·79	
	Cheating	50	45	90·00	95	65	17	20·73	
	Fraudulent disposition of property	22	20	90·91	49	49	...	...	
	Mischief by fire	46	42	91·30	129	115	13	10·16	
	Mischief by killing or maiming animals	192	184	95·83	395	341	54	13·67	
	Other mischiefs	1,487	1,359	91·39	1,468	1,184	240	16·35	
	Lurking, house-trespass or house-breaking	108	96	88·07	259	185	55	22·92	
	Criminal trespass and other offences relating to possession of property ...	812	733	90·27	1,420	1,018	305	23·95	
	Offences relating to documents and to trade and property marks, Chapter XVIII ...	34	29	85·29	98	78	7	8·24	
	Criminal breach of contract of service, Chapter XIX	1	1	100·00	1	1	...	...	
	Offences relating to marriage, Chapter XX	36	27	75·00	104	98	2	2·00	
	Defamation, Chapter XXI	41	33	80·49	79	74	3	3·96	
	Criminal intimidation, insult and annoyance, Chapter XXII ...	176	140	79·55	274	256	13	4·83	
	Total.....	15,749	13,915	88·35	20,178	14,555	4,676	24·33	
Offences against special and local laws.	Abkari Regulation, IV of 1073 and IV of 1074	773	770	99·61	879	129	739	85·14	
	Anchal Regulation, I of 1064.	1	1	100·00	1	...	1	100·00	
	Arms and Ammunition Regulation, III of 1061 and I of 1069 ...	19	19	100·00	20	3	17	85·00	
	Boundary Regulation, III of 1058 and II of 1060	28	28	100·00	42	36	6	14·29	
	Cattle trespass Regulation, I of 1056	103	101	98·06	125	97	25	20·49	
	Code of Civil Procedure Regulation, II of 1065 and II of 1070 ...	8	8	100·00	11	7	4	36·36	
	Coffee stealing Prevention Regulation, II of 1054	6	6	100·00	6	...	6	100·00	
	Criminal breach of contracts Regulation, I of 1040 and II of 1052 ...	318	310	97·48	313	60	233	79·55	
	Forest Regulation, II of 1068 and IV of 1071	156	151	96·79	286	71	201	73·96	
	Game preservation Regulation, III of 1073	1	1	100·00	1	...	1	100·00	
	Gambling Regulation, III of 1071	17	17	100·00	57	1	56	98·25	
	Irrigation Regulation, III of 1072	1	1	100·00	3	3	..	...	
	Opium and Bhang Regulation, VI of 1063	30	30	100·00	30	5	25	83·33	
	Police Regulation, IV of 1056 and II of 1058	1,821	1,817	99·78	2,849	31	1,807	98·15	
	Post office Regulation, IV of 1076	1	1	100·00	...	...	...	...	
	Protection of British Telegraphs Regulation, I of 1039	7	7	100·00	12	1	11	91·67	
	Reformatory Regulation, IV of 1067	1	1	100·00	1	...	1	100·00	
	Registration Regulation, I of 1070	2	2	100·00	6	...	1	100·00	
	Revenue recovery Regulation, I of 1068	8	7	87·50	15	12	3	20·00	
	Salt Regulation, VII of 1063	50	50	100·00	54	4	50	92·59	
	Stamp Regulation, I of 1059 and III of 1063	41	41	100·00	83	4	80	96·38	
	Tobacco Regulation, VIII of 1063, II of 1066 and II of 1076 ...	353	353	100·00	437	115	322	74·16	
	Towns Conservancy and Improvement Regulation, III of 1070 ..	402	354	88·06	352	15	339	95·16	
	Colachel Boat Rules	4	4	100·00	11	1	11	91·67	
	Total	4,151	4,080	98·2	4,662	596	3,89[illegible]	83·7[illegible]	
	Grand Total.....	19,900	17,995	90·43	24,840	15,151	8,571	34·12	

D—JUDICIAL STATEMENTS (CRIMINAL)—*continued.*

(21)—Statement giving particulars of delay in the disposal of cases in which extradition of accused persons was sought through the British Resident, in the Magistrates' Courts of Travancore, for the year 1077, M. E.

Names of Courts.	No. and year of the cases.	No. of accused persons sought to be surrendered.	Nature of offences charged with.	Date of charge.	Date of application for surrender.	Date and place of surrender.	Result of disposal.	Delay from the date of file to the date of judgment.	Delay from the date of application for surrender to the date of surrender.	Remarks.
1	2	3	4	5	6	7	8	9	10	11
Cardamom Hills District Magistrate's Court ...	37 of 1076	2	Section 403 T. P. C. Criminal mis-appropriation.	28—8—76	7—9—76	Devikulam 1—26—2—77	1st accused sentenced to three months' rigorous imprisonment. 2nd accused not surrendered.	229 days.	174 days.	
	67 of 1076	1	Section 412 T. P. C. Receiving stolen property.	7—12—76	15—9—76	Devikulam 7—12—76	Accused acquitted.	70 days.	85 days.	
	15 of 1077	2	Section 395 T. P. C.—Dacoity.	8—3—77	29—4—77	Devikulam 16—6—77	Accused committed to the Sessions Court for trial.	192 days.	46 days.	
	44 of 1077	2	Section 395 T. P. C.—Dacoity.	16—10—77	29—4—77	Devikulam 16—10—77	Accused discharged under section 187 C. P. C.	...	165 days.	
Peermade 1st class Magistrate's Court ...	122 of 1077	3	Section 379 T. P. C.—Theft.	25—5—77	2—6—77	Peermade 29—6—77	1st and 2nd accused discharged under section 230. 3rd accused sentenced to 6 months' rigorous imprisonment.	61 days.	27 days.	
	181 of 1077	1	Section 407. Criminal breach of trust.	1—3—77	9—9—77	Peermade 24—11—77	Accused sentenced to 2 months' rigorous imprisonment.	123 days.	80 days.	
	220 of 1077	1	Section 380 T. P. C. Theft in a dwelling house.	13—8—77	11—10—77	Peermade 13—8—77	Accused sentenced to 4 months' rigorous imprisonment.	48 days.	1,025 days.	
Agastisvaram 2nd class Magistrate's Court.	130 of 1077	1	Sections 459, 463, 380 and 64 T. P. C. Lurking house-trespass or house-breaking by night and theft in a dwelling house, being an old offender.	7—10—77	32—10—77	Edalacuty 16—11—77	Accused committed to the Sessions Court for trial.	40 days.	15 days.	
Shencottah 2nd class Magistrate's Court ...	148 of 1076	4	Sections 459, 397 and 64 T. P. C. Lurking house-trespass or house-breaking by night and dacoity, being old offenders.	12—6—76	4—7—76	Shencottah 25—1—77	Accused discharged.	405 days.	210 days.	
	129 of 1077	18	Sections 459, 463 and 397 T.P.C. Lurking house-trespass or house-breaking by night, dishonestly breaking open closed receptacle containing property and dacoity.	23—6—77	15—5—77 28—6—77 6—8—77	Shencottah 1—5—9—77 2—16—9—77 1—17—9—77 2—18—9—77 1—22—9—77 1—25—9—77 1—7—10—77 1—24—11—77	Accused committed to the Sessions Court for trial.	480 days.	107 days. 150 days.	
Alangad 2nd class Magistrate's Court ...	117 of 1077	1	Sections 395 and 457 T. P. C. Dacoity and house-breaking by night.	10—5—73	22—7—73	Alangad 2—4—77	Accused discharged under section 187 C. P. C.	15 days.	1,372 days.	
Parur 2nd class Magistrate's Court ...	197 of 1077	4	Section 363.—Kidnapping.	3—5—76	5—12—76	Parur 3—5—77 29—5—77 3—6—77 4—6—77	Accused discharged under section 187 C. P. C.	135 days.	135 days. 181 days. 184 days. 188 days.	
Anjanad 3rd class Magistrate's Court ...	31 of 1077	1	Section 317 T. P. C. Exposure of a child.	7—1—77	9—1—77	Devikulam 2—8—77	Accused committed to the Sessions Court for trial.	215 days.	203 days.	

D.—JUDICIAL STATEMENTS (CRIMINAL)—*continued.*

(22)—Statement of youthful offenders convicted and sent to the Reformatory under the provisions of Sections 5 and 7 of Regulation IV of 1067, by the Criminal Courts in Travancore, during the year 1077 M. E.

Names of the offenders and their residence.	Age. Years.	Age. Months.	Names of the Courts by which the offenders were tried and convicted.	Number and year of the case.	Offences of which the youths were convicted.	Sentence of imprisonment awarded.	Date of sentence.	Result of the exercise by the District Magistrates of the power vested by section 7.	Date of District Magistrate's decision.	Term for which the offender's detention in the reformatory was directed.	Date of such order.	Date of transfer of the offender to the Reformatory.	Remarks.
1	2	3	4	5	6	7	8	9	10	11	12	13	14
Subrahmonian Subba Aiyen of Perumalachen house.	14	...	Trivandrum Taluk 2nd class Magistrate's court.	1343 and 1344 of 1077.	House breaking by night and theft in a building being an old offender Sections 459, 380 and 64 T. P. C.	Six months' rigorous imprisonment in each case.	27-11-77	Detention in the Reformatory for 4 years.	31-12-77	4 years.	31-12-77	31-12-77	...
Kulathura Thevan Kottamadan of Shencottah Cusba, Cheruvakaren Puthur street.	12	...	Shencottah 2nd Class Magistrate's Court.	205 of 1077	Theft section 379 T. P. C.	Six months' rigorous imprisonment.	1-10-77	Do. Do. for 5 years.	16-10-77	5 years.	16-10-77	16-10-77	...

E.—JUDICIAL STATEMENTS (CIVIL).

(23)—*Statement showing the file and disposal of Original Suits in the District and Munsif's Courts of Travancore, for the year 1077 M. E.*

| Courts. | Suits on the file. | | |

E.—JUDICIAL STATEMENTS

(CIVIL)—*continued.*

(25)—*Statement showing the number and description of Original suits and Appeals from Regular decrees instituted in the District and Munsifs' Courts of Travancore during the year 1077 M. E.*

Courts.		Suits for money or movable property. On contracts in writing.	On contracts not in writing.	On accounts stated.	For goods sold.	For wages.	Suits for rent and Avakasom by Jenmies against Kudiyans.	Other suits for rent &c.	For movable property or value thereof.	Damages. For injuries to person.	For injuries to property.	For defamation.	For other damages.	Suits relating to real property. Suits for redemption or enforcement of mortgages	For ejectment.	For partition of immovable property.	Suits between Jenmies and Kudiyans for renewal of Kanom &c.	To declare or establish rights to immovable property.
1		2	3	4	5	6	7	8	9	10	11	12	13	14	15	16	17	18
District Courts Ordinary Suits.	Nagercoil	8	2	2	1	2	...	...	1	...	...	...	1	9	18	1	...	4
	Trivandrum	51	4	6	...	1	3	...	...	...	1	2	2	17	22	4	3	8
	Quilon	19	...	6	...	2	...	1	2	...	...	...	3	44	18	...	...	24
	Alleppey	27	3	14	...	3	1	3	3	...	1	...	4	51	16	4	2	11
	Parur	25	...	2	...	2	...	...	1	...	...	1	...	31	39	...	2	5
	Total.....	130	9	30	1	10	4	4	7	...	2	3	10	152	113	9	7	52
District Courts Small Cause Suits.	Nagercoil	...	...	...	...	...	2	...	...	...	...	...	...	...	...	...	...	...
	Trivandrum	...	...	...	...	...	25	...	...	...	...	...	...	...	...	...	...	...
	Quilon	...	...	...	...	...	3	...	...	...	...	...	...	...	...	...	...	...
	Alleppey	...	...	...	...	...	...	...	...	...	...	...	...	...	...	...	...	...
	Parur	...	...	...	...	...	21	...	...	...	...	...	...	...	...	...	...	...
	Total.....	...	...	...	...	...	51	...	...	...	...	...	...	...	...	...	...	...
	Total of the District Courts...	130	9	30	1	10	55	4	7	...	2	3	10	152	113	9	7	52
Munsifs' Courts—Ordinary Suits.	Nagercoil	393	101	68	...	...	2	24	6	...	...	4	4	179	61	7	...	27
	Padmanabhapuram ...	252	53	28	8	5	5	11	13	...	7	...	10	328	78	10	15	63
	Kuzhithura	96	10	29	4	2	21	4	5	...	7	...	...	191	5	4	16	13
	Neyyattinkara	141	49	67	6	3	17	10	15	...	...	...	8	319	14	...	65	52
	Trivandrum Principal } ...	697	87	312	22	10	22	38	34	...	...	...	19	515	59	1	27	54
	Do. Additional }																	
	Chirayinkil	310	47	34	2	4	20	11	1	...	4	...	6	198	125	3	15	21
	Quilon	423	101	152	5	4	6	22	11	...	2	...	1	441	47	...	11	17
	Kottarakara	375	43	38	3	12	8	8	5	...	1	...	5	73	29	4	61	20
	Haripad	731	36	43	...	1	6	18	23	2	...	...	5	395	74	1	27	7
	Shencottah	83	26	16	1	1	...	9	2	...	...	2	1	21	8	1	...	11
	Krishnapuram	602	42	93	14	7	3	5	3	...	...	...	13	44	108	6	7	388
	Thiruvalla	604	30	26	5	6	19	61	16	...	...	...	5	408	76	6	81	14
	Alleppey	636	28	150	4	24	29	...	...	...	...	1	3	196	58	3	5	28
	Shertalla	672	24	36	3	4	2	13	14	...	1	...	...	218	107	5	4	15
	Kottayam	713	25	37	8	8	3	20	36	...	...	...	15	91	104	5	21	258
	Vaikam	481	35	20	2	...	9	17	20	...	...	...	9	149	130	2	36	43
	Muvattupuzha	517	31	11	...	1	19	28	29	...	2	...	...	209	159	4	28	3
	Parur	466	45	6	...	4	3	23	10	...	...	...	2	18	120	1	30	258
	Devikolam	19	2	...	12	4	...	1	...	...	...	...	...	...	...	...	...	...
	Total.....	8,111	815	1,166	99	100	194	323	243	2	24	7	106	3,993	1,362	63	449	1,292
Munsifs' Courts—Small Cause Suits.	Nagercoil	478	205	219	5	...	...	23	11	...	...	...	8	...	...	...	...	...
	Padmanabhapuram ...	447	219	135	30	11	7	31	23	...	6	...	14	...	...	...	...	...
	Kuzhithura	99	65	48	14	2	1	6	2	...	4	...	...	...	...	...	...	...
	Neyyattinkara	209	43	107	6	...	11	21	6	...	...	...	...	...	...	...	...	...
	Trivandrum Principal } ...	1,004	243	1,239	21	11	9	10	81	...	...	...	15	...	...	...	...	...
	Do. Additional }																	
	Chirayinkil	662	246	174	39	4	11	12	12	...	...	...	5	...	...	...	...	...
	Quilon	831	508	664	24	1	1	...	15	...	...	...	...	...	...	...	...	...
	Kottarakara	444	82	78	7	6	20	17	3	...	...	...	3	...	...	...	...	...
	Haripad	512	98	47	...	2	8	15	23	...	...	...	4	...	...	...	...	...
	Shencottah	57	41	40	4	...	...	8	2	...	1	...	3	...	...	...	...	...
	Krishnapuram	614	115	151	20	7	...	15	3	...	...	...	...	...	...	...	...	...
	Thiruvalla	752	87	162	8	7	16	42	15	...	...	...	4	...	...	...	...	...
	Alleppey	300	65	270	18	...	...	27	26	...	...	...	...	...	...	...	...	...
	Shertalla	342	65	101	9	3	...	...	23	...	...	...	...	...	...	...	...	...
	Kottayam	620	58	116	27	4	5	20	33	...	...	...	2	...	...	...	...	...
	Vaikam	257	50	34	62	1	4	18	18	...	...	...	5	...	...	...	...	...
	Muvattupuzha	398	64	16	4	2	11	26	28	...	1	...	...	...	...	...	...	...
	Parur	439	120	41	3	2	4	24	16	...	...	...	...	...	...	...	...	...
	Devikolam	2	1	...	12	1	...	...	...	...	...	...	...	...	...	...	...	...
	Total.....	8,465	2,375	3,642	313	64	108	315	340	...	12	...	63	...	...	...	...	...
	Total of the Munsifs' Courts...	16,576	3,190	4,808	412	164	302	638	583	2	36	7	169	3,993	1,362	63	449	1,292
	Grand Total.....	16,706	3,199	4,838	413	174	357	642	590	2	38	10	179	4,145	1,475	72	456	1,344
District Courts Appeals from Regular decrees.	Nagercoil	39	37	2	4	2	1	9	1	...	2	1	1	51	52	2	10	10
	Trivandrum	148	7	9	5	12	10	15	10	...	16	...	5	81	78	...	22	22
	Quilon	103	16	8	1	...	1	7	4	...	1	...	1	79	54	6	19	63
	Alleppey	145	15	16	2	9	17	14	2	1	8	...	6	36	43	5	23	34
	Parur	96	9	4	2	3	7	7	3	...	...	...	...	14	30	4	13	14
	Total.....	531	84	39	14	26	36	52	40	1	27	1	13	261	257	17	87	143

Courts.		Mixed and Miscellaneous Suits. Suits to set aside judgments, contracts or obligations on the ground of fraud, mistake &c.	Suits for injunctions.	Suits to establish or dispute Wills.	Suits for dissolution of partnership or for account of partnership.	Suits relating to religious and other endowments.	Suits relating to marriage, dower and divorce.	Suits to establish or dispute adoptions.	Interpleader Suits.	Claims to inheritance. Under the ordinary Hindu Law.	Under the Marumakkatayam Law.	According to the custom of the Nanjanad Vellalars.	Under any other Law or customs.	Claims to hereditary offices or their emoluments.	Claims to maintenance.	Other suits not falling under any of the foregoing heads.	Total institutions. Real.	Personal.	Total.
1		19	20	21	22	23	24	25	26	27	28	29	30	31	32	33	34	35	36
District Courts Ordinary Suits.	Nagercoil	1	...	...	...	4	...	...	...	...	...	...	...	...	3	4	37	24	61
	Trivandrum	18	...	...	1	...	...	...	...	...	...	...	...	...	1	...	72	72	144
	Quilon	...	...	...	1	...	...	...	...	...	...	...	...	...	...	...	86	34	120
	Alleppey	9	...	3	...	...	...	...	...	...	1	...	...	1	2	20	113	66	179
	Parur	...	...	...	...	...	...	...	...	...	...	...	...	...	...	...	77	31	108
	Total.....	28	...	3	2	4	...	...	...	...	1	...	...	1	6	24	385	227	612
District Courts Small Cause Suits.	Nagercoil	...	...	...	...	...	...	...	...	...	...	...	...	...	...	...	...	2	2
	Trivandrum	...	...	...	...	...	...	...	...	...	...	...	...	...	...	...	...	25	25
	Quilon	...	...	...	...	...	...	...	...	...	...	...	...	...	...	...	...	3	3
	Alleppey	...	...	...	...	...	...	...	...	...	...	...	...	...	...	...	...	...	...
	Parur	...	...	...	...	...	...	...	...	...	...	...	...	...	...	...	...	21	21
	Total.....	...	...	...	...	...	...	...	...	...	...	...	...	...	...	...	...	51	51
	Total of the District Courts...	28	...	3	2	4	...	...	...	...	1	...	...	1	6	24	385	278	663
Munsifs' Courts—Ordinary Suits.	Nagercoil	...	...	...	...	1	...	...	...	...	1	...	...	...	5	60	292	651	943
	Padmanabhapuram ...	11	...	...	...	1	2	...	...	...	...	...	...	...	3	40	543	400	943
	Kuzhithura	18	...	...	1	...	...	...	...	...	...	...	...	...	...	126	364	188	552
	Neyyattinkara	38	...	...	...	...	2	...	...	...	...	...	...	...	...	261	742	325	1,067
	Trivandrum Principal } ...	41	...	...	1	...	4	...	...	...	...	...	...	1	...	...	695	1,249	1,944
	Do. Additional }																		
	Chirayinkil	56	...	...	...	...	1	...	...	...	...	...	...	...	3	...	418	443	861
	Quilon	45	...	...	...	...	2	...	...	...	...	...	...	...	...	...	563	727	1,290
	Kottarakara	35	...	...	...	...	3	...	...	...	...	...	...	...	...	161	381	503	884
	Haripad	61	...	...	...	...	2	...	...	...	...	...	...	1	4	6	557	886	1,443
	Shencottah	6	1	...	...	...	1	...	...	...	...	...	...	...	...	7	55	141	196
	Krishnapuram	...	...	...	...	...	4	...	...	...	...	...	...	1	3	19	553	809	1,362
	Thiruvalla	68	1	...	2	...	7	...	...	...	...	...	...	...	11	15	657	804	1,461
	Alleppey	4	...	...	1	...	1	...	...	...	...	...	...	...	...	...	290	881	1,171
	Shertalla	16	...	...	...	...	3	...	...	...	...	...	...	...	1	2	358	782	1,140
	Kottayam	69	...	...	...	...	4	...	...	...	...	...	...	...	...	...	548	769	1,317
	Vaikam	14	...	...	...	...	1	...	...	...	...	...	...	1	6	78	442	610	1,052
	Muvattupuzha	27	...	...	...	...	12	...	...	...	...	...	...	...	5	...	424	661	1,085
	Parur	...	...	...	...	...	1	...	...	...	...	...	...	...	5	8	435	565	1,000
	Devikolam	...	...	...	...	...	...	...	...	...	...	...	...	...	...	...	...	38	38
	Total.....	539	2	...	5	2	48	...	...	...	1	...	...	4	46	783	8,317	11,432	19,749
Munsifs' Courts—Small Cause Suits.	Nagercoil	...	...	...	...	...	...	...	...	...	...	...	...	...	...	37	...	986	986
	Padmanabhapuram ...	...	...	...	...	...	...	...	...	...	...	...	...	...	...	24	...	947	947
	Kuzhithura	...	...	...	...	...	...	...	...	...	...	...	...	...	...	...	...	241	241
	Neyyattinkara	...	...	...	...	...	...	...	...	...	...	...	...	...	...	156	...	559	559
	Trivandrum Principal } ...	...	...	...	...	...	...	...	...	...	...	...	...	...	...	...	...	2,633	2,633
	Do. Additional }																		
	Chirayinkil	...	...	...	...	...	...	...	...	...	...	...	...	...	1	...	...	1,166	1,166
	Quilon	...	...	...	...	...	...	...	...	...	...	...	...	...	...	...	...	2,044	2,044
	Kottarakara	...	...	...	...	...	...	...	...	...	...	...	...	...	...	6	...	666	666
	Haripad	...	...	...	...	...	...	...	...	...	...	...	...	...	...	2	...	711	711
	Shencottah	...	...	...	...	...	...	...	...	...	...	...	...	...	...	5	...	161	161
	Krishnapuram	...	...	...	...	...	...	...	...	...	...	...	...	...	...	...	...	925	925
	Thiruvalla	...	...	...	...	...	...	...	...	...	...	...	...	...	...	2	...	1,095	1,095
	Alleppey	...	...	...	...	...	...	...	...	...	...	...	...	...	...	...	...	706	706
	Shertalla	...	...	...	...	...	...	...	...	...	...	...	...	...	...	...	...	543	543
	Kottayam	...	...	...	...	...	...	...	...	...	...	...	...	...	...	2	...	887	887
	Vaikam	1	...	...	...	...	...	...	...	...	...	...	...	...	1	1	...	450	450
	Muvattupuzha	...	...	...	...	...	...	...	...	...	...	...	...	...	...	...	...	550	550
	Parur	...	...	...	...	...	...	...	...	...	...	...	...	...	...	4	...	653	653
	Devikolam	...	...	...	...	...	...	...	...	...	...	...	...	...	...	...	...	16	16
	Total.....	1	...	...	...	...	...	...	...	...	...	...	...	...	2	239	...	15,939	15,939
	Total of the Munsifs' Courts...	510	2	...	5	2	48	...	...	...	1	...	...	4	48	1,022	8,317	27,371	35,688
	Grand Total.....	538	2	3	7	6	48	...	...	...	2	...	...	5	54	1,046	8,702	27,649	36,351
District Courts Appeals from Regular decrees.	Nagercoil	8	...	...	1	...	1	...	...	...	1	...	...	2	1	20	136	122	258
	Trivandrum	60	...	...	1	...	2	...	...	...	...	...	...	1	1	48	279	274	553
	Quilon	5	...	...	...	...	...	...	...	...	...	...	...	...	1	7	221	155	376
	Alleppey	12	...	1	...	...	5	...	...	1	1	...	57	...	4	45	255	267	522
	Parur	...	...	...	...	...	...	...	...	...	...	...	...	...	...	5	78	133	211
	Total.....	85	...	1	2	...	8	...	...	1	2	...	57	3	7	125	969	951	1,920

E.—JUDICIAL STATEMENTS

(CIVIL)—*continued.*

(26)—*Statement showing the graded values of the Original Suits and Appeals from Regular decrees instituted in the District Munsifs' Courts of Travancore during the year 1077 M. E.*

	Courts.	Not exceeding 10 Rs.		Between 10 & 20 Rs.		Between 20 & 30 Rs.		Between 30 to 50 Rs.		Between 50 & 100 Rs.		Between 100 & 200 Rs.		Between 200 & 500 Rs.		Between 500 & 1000 Rs.		Between 1000 & 2000 Rs.		Between 2000 & 2500 Rs.		Between 2500 & 5000 Rs.		Exceeding 5000 Rs.		Suits whose value cannot be estimated in money.		Total.		
		Real.	Personal.	Real.	Personal.	Real.	Personal.	Real.	Personal.	Real.	Personal.	Real.	Personal.	Real.	Personal.	Real.	Personal.	Real.	Personal.	Real.	Personal.	Real.	Personal.	Real.	Personal.	Real.	Personal.	Real.	Personal.	Total.
	1	2	3	4	5	6	7	8	9	10	11	12	13	14	15	16	17	18	19	20	21	22	23	24	25	26	27	28	29	30
District Courts—Ordinary Suits.	Nagercoil	...	...	...	...	...	...	...	1	2	1	1	...	...	4	6	8	9	5	6	1	11	1	2	1	...	2	37	24	61
	Trivandrum	...	...	...	...	...	...	1	...	1	1	1	1	...	1	21	30	38	26	2	6	5	5	3	2	...	...	72	72	144
	Quilon	...	...	...	1	...	...	...	...	...	...	1	1	3	...	16	12	47	14	6	1	10	5	2	...	1	...	86	34	120
	Alleppey	...	...	...	...	1	...	...	1	2	1	...	3	5	3	21	16	60	30	9	4	9	5	6	3	...	...	113	66	179
	Parur	...	...	...	...	1	...	1	...	3	...	2	...	7	2	22	14	22	8	11	3	7	4	1	...	...	...	77	31	108
	Total...	...	...	...	1	2	...	2	2	8	3	5	5	15	10	86	80	176	83	34	15	42	20	14	6	1	2	385	227	612
District Courts—Small Cause Suits.	Nagercoil	...	...	...	...	...	...	...	...	...	2	...	...	...	...	...	...	...	...	...	...	...	..	...	...	...	...	...	2	2
	Trivandrum	...	...	...	...	...	...	...	5	...	20	...	...	...	...	...	...	...	...	...	...	...	...	...	...	...	...	...	25	25
	Quilon	...	...	...	...	..	...	...	...	...	3	...	..	...	...	...	..	...	...	...	...	...	...	...	...	...	...	...	3	3
	Alleppey	...	...	...	...	...	...	...	...	...	...	..	...	...	...	...	...	...	...	...	...	...	...	...	...	...	...	...	...	...
	Parur	...	...	...	...	...	...	...	1	...	20	...	...	...	..	...	...	...	...	...	...	...	...	...	...	...	...	...	21	21
	Total.....	...	...	...	...	...	...	...	6	...	45	...	...	...	...	...	...	...	..	...	...	...	...	...	...	...	...	...	51	51
	Total of the District Courts.....	...	...	...	1	2	...	2	8	8	48	5	5	15	10	86	80	176	83	34	15	42	20	14	6	1	2	385	278	663
Munsifs' Courts—Ordinary Suits.	Nagercoil	3	...	16	...	29	...	37	146	69	265	63	162	60	69	15	9	...	...	...	...	...	...	...	...	...	...	292	651	943
	Padmanabhapuram	9	...	35	3	36	5	76	37	147	190	119	106	93	52	28	7	...	...	...	...	...	...	...	...	...	...	543	400	943
	Kuzhittura	6	...	25	...	28	...	61	63	83	78	95	85	47	10	19	2	...	...	...	...	...	...	...	...	...	...	364	188	552
	Neyyattinkara	27	...	51	...	90	...	141	95	184	108	123	95	111	27	15	..	...	...	...	...	...	...	...	...	...	...	742	325	1,067
	Trivandrum Principal ... / Do. Additional ...	22	...	39	...	54	...	68	156	164	565	149	333	167	163	32	32	...	...	...	...	...	...	...	...	...	...	695	1,249	1,944
	Chirayinkil	8	4	20	1	24	2	35	76	110	216	113	92	88	44	20	8	...	...	...	...	...	...	...	...	...	...	418	443	861
	Quilon	6	...	22	...	28	...	88	113	139	363	138	166	126	75	16	10	...	...	...	...	...	...	...	...	...	...	563	727	1,290
	Kottarakara	14	...	20	...	27	...	64	220	105	160	65	89	71	30	15	4	...	...	...	...	...	...	...	...	...	...	381	503	884
	Haripad	13	1	24	3	32	8	64	307	109	312	151	160	103	82	61	14	...	...	...	...	...	...	...	...	...	...	557	886	1,443
	Shencottah	6	1	9	...	3	...	6	61	10	37	14	24	5	17	2	1	...	...	...	...	...	...	...	...	...	...	55	141	196
	Krishnapuram	16	...	26	6	35	10	72	275	151	272	113	147	117	91	23	7	...	...	...	...	...	...	...	...	...	...	553	809	1,362
	Tiruvalla	11	...	37	...	44	...	86	31	159	277	128	304	157	129	35	13	...	...	...	...	...	...	...	...	...	...	657	804	1,461
	Alleppey	13	...	7	...	14	..	34	86	50	348	62	254	88	156	22	37	...	...	...	...	...	...	...	...	...	...	290	881	1,171
	Shertalla	6	...	9	...	13	...	44	204	79	297	101	172	84	96	22	13	...	...	...	...	...	...	...	...	...	...	358	782	1,140
	Kottayam	...	...	19	...	68	...	60	75	78	339	141	195	134	129	48	31	...	...	...	...	...	...	...	...	...	...	548	769	1,317
	Vaikam	19	...	12	...	15	...	48	175	107	215	112	133	106	85	23	2	...	...	...	...	...	...	...	...	...	...	442	610	1,052
	Muvattupuzha	11	...	26	1	29	1	38	246	106	222	92	145	105	39	16	7	...	...	...	...	...	...	...	...	1	...	424	661	1,085
	Parur	8	...	14	...	24	...	32	73	87	242	124	158	121	79	25	13	...	...	...	...	...	...	...	...	...	...	435	565	1,000
	Devikulam	...	...	...	...	...	...	...	11	...	12	...	8	...	5	...	2	...	...	...	...	...	...	...	...	...	...	...	38	38
	Total.....	198	6	411	14	593	26	1,054	2,500	1,937	4,518	1,908	2,778	1,783	1,378	437	212	...	...	...	...	...	...	...	...	1	...	8,317	11,432	19,749
Munsifs' Courts—Small Cause Suits.	Nagercoil	...	305	...	325	...	216	...	140	...	...	...	...	...	...	...	...	...	...	...	...	...	...	...	...	...	...	...	986	986
	Padmanabhapuram ...	...	331	...	260	...	212	...	144	...	...	...	...	...	...	...	...	...	...	...	...	...	...	...	...	...	...	...	947	947
	Kuzhittura	...	74	...	81	...	86	...	...	...	...	...	...	...	...	...	...	...	...	...	...	...	...	...	...	...	...	...	241	241
	Neyyattinkara	...	172	...	245	...	142	...	...	...	...	...	...	...	...	...	...	...	...	...	...	...	...	...	...	...	...	...	559	559
	Trivandrum Principal ... / Do. Additional ...	...	919	...	833	...	533	...	348	...	...	...	...	...	...	...	...	...	...	...	...	...	...	...	...	...	...	...	2,633	2,633
	Chirayinkil	...	349	...	433	...	241	...	143	...	...	...	...	...	...	...	...	...	...	...	...	...	...	...	...	...	...	...	1,166	1,166
	Quilon	...	668	...	708	...	388	...	280	...	...	...	...	...	...	...	...	...	...	...	...	...	...	...	...	...	...	...	2,044	2,044
	Kottarakara	...	178	...	301	...	187	...	...	...	...	...	...	...	...	...	...	...	...	...	...	...	...	...	...	...	...	...	666	666
	Haripad	...	157	...	315	...	239	...	...	...	...	...	...	...	...	...	...	...	...	...	...	...	...	...	...	...	...	...	711	711
	Shencottah	...	74	...	51	...	36	...	...	...	...	...	...	...	...	...	...	...	...	...	...	...	...	...	...	...	...	...	161	161
	Krishnapuram	...	234	...	409	...	282	...	...	...	...	...	...	...	...	...	...	...	...	...	...	...	...	...	...	...	...	...	925	925
	Tiruvalla	...	208	...	394	...	366	...	127	...	...	...	...	...	...	...	...	...	...	...	...	...	...	...	...	...	...	...	1,095	1,095
	Alleppey	...	87	...	223	...	215	...	181	...	...	...	...	...	...	...	...	...	...	...	...	...	...	...	...	...	...	...	706	706
	Shertalla	...	117	...	249	...	177	...	...	...	...	...	...	...	...	...	...	...	...	...	...	...	...	...	...	...	...	...	543	543
	Kottayam	...	125	...	283	...	268	...	211	...	...	...	...	...	...	...	...	...	...	...	...	...	...	...	...	...	...	...	887	887
	Vaikam	...	101	...	191	...	158	...	...	...	...	...	...	...	...	...	...	...	...	...	...	...	...	...	...	...	...	...	450	450
	Muvattupuzha	...	107	...	240	...	203	...	...	...	...	...	...	...	...	...	...	...	...	...	...	...	...	...	...	...	...	...	550	550
	Parur	...	134	...	205	...	178	...	136	...	...	...	...	...	...	...	...	...	...	...	...	...	...	...	...	...	...	...	653	653
	Devikulam	...	6	...	8	...	2	...	...	...	...	...	...	...	...	...	...	...	...	...	...	...	...	...	...	...	...	...	16	16
	Total.....	...	4,346	...	5,754	..	4,129	...	1,710	...	...	...	...	...	...	...	...	...	...	...	...	...	...	...	...	...	...	...	15,939	15,939
	Total of the Munsifs' Courts.....	198	4,352	411	5,768	593	4,155	1,054	4,210	1,937	4,518	1,903	2,778	1,783	1,378	437	212	...	...	...	...	...	...	...	...	1	...	8,317	27,371	35,688
	Grand Total.....	198	4,352	411	5,769	595	4,155	1,056	4,218	1,945	4,566	1,908	2,783	1,798	1,388	523	292	176	83	34	15	42	20	14	6	2	2	8,702	27,649	36,351
District Courts—Appeals from Regular decrees.	Nagercoil	1	...	6	1	7	2	16	16	42	38	39	29	23	18	2	1	...	...	...	...	...	...	...	...	...	17	136	122	258
	Trivandrum	3	2	8	4	10	9	23	28	65	87	81	67	64	58	9	4	...	...	...	...	...	...	...	...	16	15	279	274	553
	Quilon	1	2	1	...	5	4	9	9	44	50	68	38	78	42	15	1	...	...	...	...	...	...	...	...	...	9	221	155	376
	Alleppey	...	1	..	1	2	4	14	20	39	76	90	77	95	66	15	5	...	...	...	...	...	...	...	...	...	17	255	267	522
	Parur	...	...	...	...	6	21	19	30	20	43	16	26	14	11	...	..	...	...	...	...	...	...	...	...	3	2	78	133	211
	Total.....	5	5	15	6	30	40	81	103	210	294	294	237	274	195	41	11	...	...	...	...	...	...	...	...	19	60	969	951	1,920

E.—JUDICIAL STATEMENTS (CIVIL)—*continued.*

(27)—*Statement Showing the No. of First and Second Appeals pending, filed and disposed of in the High Court of Travancore, during the year 1077 M. E.*

Nature of Appeals.		Pending at the commencement of the year.	Filed during the year.		Disposed of.								Value (in rupees) of the appeals instituted.	Total for disposal.	Re-admitted.	Pending at the close of the year.						
					Otherwise than on the merits.											Average duration of the pendency of appeals.						
			Real.	Personal.	Dismissed for default.	Abated, withdrawn or otherwise disposed of.	Compromised.	Contested.	Total.	Contested.						Below 3 months.	Above 3 and below 6 months.	Above 6 months and below one year.	Above one and below 2 years.	Above 2 and below 3 years.	Above 3 years.	Total.
										Months.	Days.	Months.	Days.									
												Contested.										
												Uncontested.										
												Both taken together.										
		1	2	3	4	8	9	10	11	12	13	14	15	16	17	18	19	20	21	22	23	24	25
First Appeals. ...	...	148	187	98	1	3	3	5	286	297	6	10	5	17	6	9	81	26	28	1	1	...	137
Second Appeals ...	...	110	261	107	1	...	3	6	362	371	4	6	6	27	4	7	78	20	8	2	...	...	108
Total.....		258	448	205	2	3	6	11	648	668	5	4	6	*5	5	4	159	46	36	3	1	...	245

F.—REGISTRATION.

(28)—*Statement showing the number of documents presented for Registration in each Registry Office during the years 1076 and 1077 M. E.*

Number.	Sub-Registry Offices.	1076.				1077.				Increase.	Decrease.
		Book I.	Book III.	Book VI.	Total.	Book I.	Book III.	Book VI.	Total.		
1	Neyyattinkara ...	6,076	309	0	6,385	5,714	372	3	6,089	...	296
2	Vilavancode ...	5,904	234	0	6,138	5,736	277	0	6,013	...	125
3	Eraniel ...	4,841	87	6	4,934	5,637	84	1	5,722	788	...
4	Karunagapalli ...	4,894	196	16	5,106	5,421	177	8	5,606	500	...
5	Mavelikara ...	5,902	81	5	5,988	5,516	87	1	5,604	...	384
6	Trivandrum ...	4,801	203	7	5,011	4,867	179	3	5,049	38	...
7	Quilon ...	4,442	230	1	4,673	4,450	284	2	4,736	63	...
8	Colachel ...	4,339	81	1	4,421	4,616	101	0	4,717	296	...
9	Kunnatnad ...	3,968	73	5	4,046	4,588	81	6	4,675	629	...
10	Thiruvalla ...	4,131	66	3	4,200	4,386	70	10	4,466	266	...
11	Ettumanur ...	4,097	31	6	4,134	4,360	29	6	4,395	261	...
12	Munchira ...	3,751	221	0	3,972	4,117	240	0	4,357	385	...
13	Shertallay ...	5,160	110	0	5,270	4,219	105	1	4,325	...	945
14	Kottarakara ...	4,001	44	2	4,047	4,214	47	0	4,261	214	...
15	Vaikam ...	4,252	84	1	4,337	4,125	66	3	4,194	...	143
16	Chirayinkil ...	4,134	106	5	4,245	4,059	111	4	4,174	...	71
17	Nemam ...	4,170	178	3	4,351	3,821	236	...	4,057	...	294
18	Chathannur ..	3,481	93	6	3,580	3,954	99	2	4,055	475	...
19	Kalkulam ...	3,482	68	2	3,552	3,831	70	3	3,904	352	...
20	Minachil ...	2,950	32	9	2,991	3,805	46	20	3,871	880	...
21	Agastiswaram ...	3,721	50	11	3,782	3,775	60	1	3,836	54	...
22	Alleppey ...	3,321	36	4	3,361	3,768	43	6	3,817	456	...
23	Navaikulom ...	3,448	47	...	3,495	3,585	66	...	3,651	156	...
24	Kartigapalli ...	3,348	95	...	3,443	3,505	130	5	3,640	197	...
25	Kottayam ...	3,522	55	7	3,584	3,433	85	12	3,530	...	54
26	Parassala ...	3,905	155	...	4,060	3,274	223	2	3,499	...	561
27	Parur ...	3,280	95	1	3,376	3,221	107	2	3,330	...	46
28	Krishnapuram ...	2,901	61	2	2,964	3,249	73	6	3,328	364	...
29	Nedumangad ...	3,749	76	1	3,826	3,201	88	4	3,293	...	533
30	Kunnathur ...	3,279	44	...	3,323	3,133	34	...	3,167	...	156
31	Tiruvattar ...	2,905	95	...	3,000	2,916	102	...	3,018	18	...
32	Chengannur ...	3,086	33	...	3,119	2,978	24	1	3,003	...	116
33	Alengad ...	2,752	37	3	2,792	2,921	39	3	2,963	171	...
34	Kazhakuttam ...	3,016	75	8	3,099	2,835	68	3	2,906	...	193
35	Muvattupuzha ...	2,868	40	2	2,910	2,794	51	5	2,850	...	60
36	Nagercoil ...	2,438	53	5	2,496	2,516	43	1	2,560	64	...
37	Pathanapuram ...	2,014	20	3	2,037	2,446	17	7	2,470	433	...
38	Changanachery ...	2,551	32	2	2,585	2,352	39	7	2,398	...	187
39	Kayanculam ...	1,947	62	...	2,009	1,929	64	...	1,993	...	16
40	Kuthattukulam ...	1,821	50	1	1,872	1,900	43	5	1,948	76	...
41	Shencottah ...	2,047	22	2	2,071	1,915	25	5	1,945	...	126
42	Aranmula ...	1,781	10	1	1,792	1,864	12	3	1,879	87	...
43	Tovala ...	2,051	24	2	2,077	1,780	17	...	1,797	...	280
44	Pathanamtitta ...	1,621	23	1	1,645	1,653	23	...	1,676	31	...
45	Kanjirapalli ...	1,432	36	...	1,468	1,546	46	2	1,594	126	...
46	Todupuzha ...	1,148	11	1	1,160	1,256	18	1	1,275	115	...
47	Devikolam ...	169	...	...	169	952	...	...	952	783	...
	Total.....	1,58,897	3,864	135	1,62,896	1,62,133	4,301	154	1,66,588	8,278	4,586

F.—REGISTRATION—*continued.*

(29)—A comparative statement of the nature and value of the different classes of instruments registered in 1076 and 1077 M. E.

Book.	Nature of Instruments.	Number of instruments.		Total actual value.		Average value.		Value not stated.	
		1076	1077	1076	1077	1076	1077	1076	1077
				Rs.	Rs.	Rs.	Rs.		
Book I.	Instruments of gift	1,730	1,994	5,21,999	5,80,111	302	291	...	...
	Do. of sale	22,682	23,767	56,29,306	56,29,795	248	237	..	...
	Mortgages with possession	50,199	48,072	92,75,216	91,64,726	185	191	...	...
	Kanom	813	800	1,28,381	1,03,552	258	129	...	...
	Mortgages without possession	40,952	42,536	79,79,030	85,65,243	195	201	...	...
	Leases not exceeding one year	1,533	1,445	81,676	87,423	53	61	...	...
	Perpetual leases	3,940	4,252	6,10,328	6,76,786	155	159	...	...
	Leases exceeding one year	8,077	9,342	10,80,258	16,12,964	134	173	...	...
	Other documents	28,333	29,202	92,73,384	82,46,156	327	282	544	647
	Total.....	1,58,259	1,61,410	3,45,79,578	3,46,66,756	218	215	544	647
Book III.	Sales	254	317	45,264	91,145	178	287	...	...
	Bonds	1,354	1,463	1,99,225	2,20,436	147	151	...	...
	Other documents	2,012	2,270	4,19,700	5,34,727	209	236	238	244
	Total.....	3,620	4,050	6,64,189	8,46,308	183	209	238	244
Book VI.	Wills	57	39	43,079	56,491	756	1,448	78	114
	Grand Total.....	1,61,936	1,65,499	3,52,86,846	3,55,69,555	218	215	860	1,005

(30)—Statement showing the value of the various classes of documents up to Rs. 100 and of Rs. 100 and above registered in Book I in 1076 and 1077 M. E.

Nature of Documents.	Below Rs. 100.						Rs 100 and above.					
	Number of documents.		Aggregate value Rs.		Average value Rs.		Number of documents.		Aggregate value Rs.		Average value Rs.	
	1076	1077	1076	1077	1076	1077	1076	1077	1076	1077	1076	1077
Instruments of Gift... ...	659	695	33,736	35,042	51	50	1,071	1,299	4,88,263	5,45,069	456	420
Sale-deeds	11,954	12,263	5,88,906	5,64,325	49	46	10,728	11,504	50,40,400	50,65,470	470	440
Mortgages with possession ...	27,927	26,166	12,76,357	12,50,053	46	48	22,272	21,906	79,98,859	79,14,673	359	361
Kanom	467	506	21,884	22,682	47	45	346	294	1,06,497	80,870	308	275
Mortgages without possession.	19,666	20,146	11,11,399	11,48,960	57	57	21,286	22,390	68,67,631	74,16,283	323	331
Leases not exceeding 1 year...	1,376	1,273	37,738	39,713	27	31	157	172	43,938	47,710	280	277
Perpetual leases	2,377	2,461	1,06,218	1,06,770	45	43	1,563	1,791	5,04,110	5,70,016	323	318
Leases exceeding 1 year ...	5,736	6,292	2,20,731	2,32,177	38	37	2,341	3,050	8,59,527	13,80,787	367	453
Other documents	13,346	13,424	6,82,518	6,71,704	51	50	14,987	15,778	85,90,866	75,74,452	573	480
Total.....	83,508	83,226	40,79,487	40,71,426	49	49	74,751	78,184	3,05,00,091	3,05,95,330	408	391

F.—REGISTRATION.

(31)—Minor transactions of the Registration Department in 1077 M. E.

Items of Minor Operations.	1076	1077	Difference.
Number of registrations on payment of penalty for exceeding the appointed period	56	55	— 1
„ of attendances at private residences	1,689	1,787	+ 98
„ of commissions issued to local Sub-Registrars under section 31 of the Registration Regulation	...	4	+ 4
„ of instruments accompanied by translations	35	31	— 4
„ of searches made	10,649	11,285	+ 636
„ of copies of documents given	9,696	10,531	+ 835
„ of copies of documents forwarded under section 59 ...	7,359	8,139	+ 780
„ Do. do. do. 60 ...	57	28	— 29
„ of memoranda of decrees and orders under section 15 relating to immovable property not brought under registration...	4,936	3,044	— 1,892
„ of memoranda of decrees and orders under section 14 relating to immovable property brought under registration ...	7,175	5,564	— 1 611
„ of court-sale certificates filed	1,816	1,482	— 334
„ of general powers-of-attorney attested	230	207	— 23
„ of special powers-of-attorney attested	422	386	— 36
„ of documents returned on payment of fees	211	540	+ 329
„ of documents returned to parties on their own application without registration	13	16	+ 3
„ of summonses issued	403	326	— 77

APTER IV.—PRODUCTION AND DISTRIBUTION.

A.—SEASON AND RAINFALL.

(32)—Statement of Rainfall for the various stations in Travancore for the year 1077 M. E. as compared with the Normal.

Stations.	Parur.			Alangad.			Kunnatnad.			Muvattupuzha.			Todupuzha.			Vaikam.			Shertalla.			Ettumanur.		
Months.	1077	Normal.	Difference.	1077	Normal.	Difference.	1077	Normal.	Difference.	1077	Normal.	Difference.	1077	Normal.	Difference.	1077	Normal.	Difference.	1077	Normal.	Difference.	1077	Normal.	Difference.
Auvany ..	5·01	11·09	— 6·08	8·20	4·25	+ 3·95	7·42	5·01	+ 2·41	4·93	12·34	— 7·41	7·08	14·77	— 7·69	4·70	7·49	— 2·79	3·90	4·58	— 0·68	9·05	5·02	+ 3·43
Puratasy ..	7·23	9·60	— 2·37	5·28	3·00	+ 2·28	5·88	3·33	+ 2·55	6·37	10·95	— 4·58	12·38	12·13	+ 0·25	8·91	6·82	+ 2·09	12·35	5·92	+ 6·43	10·23	5·02	+ 5·21
Alpasy ..	12·65	12·23	+ 0·42	7·12	6·04	+ 1·08	20·84	4·44	+ 16·40	12·66	13·37	— 0·71	7·98	15·16	— 7·18	3·56	9·33	— 5·67	9·94	8·82	+ 1·12	4·74	11·68	— 6·94
Kartigay ..	10·44	1·14	+ 9·30	15·28	0·48	+ 14·80	23·32	0·61	+ 22·73	7·14	3·01	+ 4·13	4·21	3·04	+ 1·17	6·14	1·83	+ 4·31	12·05	1·92	+ 10·13	8·62	2·65	+ 5·97
Margaly ..	...	0·59	— 0·59	...	0·06	— 0·06	...	0·06	— 0·06	...	1·15	— 1·15	...	0·65	— 0·65	0·74	0·44	+ 0·30	0·18	0·66	— 0·48	...	0·29	— 0·29
Thie ...	...	0·11	— 0·11	...	...	...	...	0·03	— 0·03	...	0·29	— 0·29	...	0·04	— 0·04	...	0·32	— 0·32	...	0·26	— 0·26	...	0·44	— 0·44
Mausy ..	2·46	0·52	+ 1·93	1·93	0·51	+ 1·42	4·57	0·86	+ 3·71	1·49	1·26	+ 0·23	0·30	1·95	— 1·65	1·21	0·64	+ 0·57	1·44	0·45	+ 0·99	0·82	0·40	+ 0·42
Panguny ..	1·55	2·03	— 0·48	1·12	0·57	+ 0·55	2·92	0·62	+ 2·30	7·27	2·54	+ 4·73	3·45	5·69	— 2·24	1·91	1·94	— 0·03	1·74	2·31	— 0·57	2·47	3·36	— 0·89
Chithiray ..	6·27	5·44	+ 0·83	4·38	2·18	+ 2·20	10·95	2·59	+ 8·36	4·98	8·36	— 3·38	2·83	10·33	— 7·50	3·34	3·89	— 0·55	4·64	3·57	+ 1·07	6·81	9·04	— 2·23
Vycausy ...	13·47	21·33	— 7·86	5·50	12·56	— 7·06	17·85	10·18	+ 7·67	14·66	17·16	— 2·50	11·51	16·46	— 4·95	10·38	17·66	— 7·28	18·47	17·41	+ 1·06	13·52	19·47	— 5·95
Auny ..	35·68	31·43	+ 4·25	36·31	21·51	+ 14·80	37·00	16·33	+ 20·67	39·75	27·47	+ 12·28	37·70	33·13	+ 4·57	26·99	21·58	+ 5·41	33·83	18·05	+ 15·78	30·26	32·61	— 2·35
Audy ..	24·06	20·38	+ 3·68	13·40	12·03	+ 1·37	33·50	13·16	+ 20·34	22·64	20·44	+ 2·20	30·37	22.61	+ 7·76	15·73	12·97	+ 2·76	24.23	14·07	+ 10·16	26·75	17·83	+ 8·92
Total	118·81	115·80	+ 2·92	98·50	63·19	+ 35·31	164·35	57·21	+ 107·14	121·89	118·34	+ 3·55	117·61	135·96	— 18·15	83·71	84·91	— 1·20	122·77	78·02	+ 44·75	113·27	108·41	+ 4·86

Stations.	Minachil.			Kottayam.			Kottayam Engineer's Office.			Peermade.			Changanachery.			Alleppey.			Ambalapuzha.			Tiruvalla.		
Months.	1077	Normal.	Difference.	1077	Normal.	Difference.	1077	Normal.	Difference.	1077	Normal.	Difference.	1077	Normal.	Difference.	1077	Normal.	Difference.	1077	Normal.	Difference.	1077	Normal.	Difference.
Auvany ...	7·21	13·99	— 6·78	4·20	10·45	— 6·25	4·25	10·00	— 5·75	8·30	26·59	— 18·29	3·29	8·96	— 5·67	2·00	10·88	— 8·88	1·05	11·28	— 10·23	6·01	7·02	— 1·01
Puratasy ..	9·67	10·05	— 0·38	18·65	11·22	+ 7·43	24·57	8·06	+ 16·51	24·14	17·87	+ 6·27	25·41	8·45	+ 16·96	13·13	10·34	+ 2·79	12·73	9·44	+ 3·29	26·61	6·18	+ 20·43
Alpasy ...	21·64	16·09	+ 5·59	7·03	13·51	— 6·48	5·14	11·14	— 6·00	22·58	18·73	+ 3·85	16·74	16·23	+ 0·51	18·33	13·89	+ 4·44	12·15	13·56	— 1·41	13·02	9·64	+ 3·38
Kartigay ..	15·06	3·09	+ 11·97	10·32	3·49	+ 6·83	10·60	2·05	+ 8·55	9·70	2·54	+ 7·16	8·49	3·75	+ 4·74	11·37	5·37	+ 6·00	7·70	3·43	+ 4·27	5·89	2·44	+ 3·45
Margaly ...	0·20	1·36	— 1·16	...	0·65	— 0·65	...	0·20	— 0·20	...	0·79	— 0·79	0·52	1·48	— 0·96	0·03	1·54	— 1·51	0·17	1·12	— 0·95	2·19	0·93	+ 1·26
Thie ...	...	0·20	— 0·20	...	0·37	— 0·37	...	0·70	— 0·70	...	0·47	— 0·47	...	0·35	— 0·35	...	0·76	— 0·76	...	0·22	— 0·22	...	0·17	— 0·17
Mausy ...	2·13	2·63	— 0·50	0·29	1·87	— 1·67	0·89	1·71	— 0·82	0·05	1·24	— 1·19	0·30	1·22	— 0·92	0·23	2·08	— 1·85	0·27	0·95	— 0·68	0·80	0·73	+ 0·07
Panguny ...	8·33	6·39	+ 1·94	1·66	4·12	— 2·46	1·74	4·82	— 3·08	4·02	3·41	+ 0·61	1·91	4·72	— 2·81	0·63	3·50	— 2·87	3·21	3·86	— 0·65	6·90	2·52	+ 4·38
Chithiray ...	11·22	11·67	— 0·45	8·16	6·73	+ 1·43	8·49	5·92	+ 2·57	4·85	7·01	— 2·16	8·13	6·02	+ 0·11	6·03	7·16	— 1·13	4·66	7·35	— 2·69	5·24	5·84	— 0·60
Vycausy ...	12·38	20·27	— 7·89	15·46	20·09	— 4·63	22·61	15·20	+ 7·41	15·39	28·67	— 13·28	16·00	17·35	— 1·35	12·82	21·49	— 8·67	7·81	17·14	— 9·33	13·35	15 52	— 2·17
Auny ..	33·60	28·40	+ 5·29	22·14	23·68	+ 4·46	28·11	26·27	+ 1·84	46·27	51·06	— 4·79	28·45	24·25	+ 4·20	25·85	24·34	+ 1·51	18·34	19·27	— 0·93	29·63	23 09	+ 6·54
Audy ..	23·50	25·06	— 1·56	21·54	17·62	+ 3·92	21·57	18·43	+ 3·14	37·75	43·60	— 5·85	20·22	14·70	+ 5·52	19·23	16·51	+ 2·72	16·57	14·29	+ 2·28	25·16	13·34	+ 11·82
Total	145·07	130·20	+ 5·87	115·36	113·80	+ 1·56	127·97	104·50	+ 23·47	173·05	201·98	— 28·93	129·46	109·48	+ 19·98	109·65	117·86	— 8·21	84·66	101.91	— 17·25	134·80	87·42	+ 47·38

A.—SEASON AND RAINFALL—*continued.*

(32)—*Statement of Rainfall for the various stations in Travancore for the year 1077 M. E. as compared with the Normal*—continued.

Stations.	Chengannur.			Kartigapalli.			Mavelikara.			Karunagapalli.			Kunnattur.			Shencottah.			Pattanapuram.			Kottarakara.		
Months.	1077	Normal.	Difference.	1077	Normal.	Difference.	1077	Normal.	Difference.	1077	Normal.	Difference.	1077	Normal.	Difference.	1077	Normal.	Difference.	1077	Normal.	Difference.	1077	Normal.	Difference.
Auvany ...	2·17	8·62	− 6·45	1·79	7·42	− 5·63	4·42	9·72	− 5·30	1·47	6·49	− 5·02	2.41	6·24	− 3·83	0·22	0·84	− 0·62	3·28	7·36	− 4·08	3·16	6·59	− 3·43
Puratasy .	17·34	7·10	+ 10·24	13·47	8·35	+ 5 12	19·56	8·92	+ 10·64	16·63	7·63	+ 9·00	24·79	8·98	+ 15·81	3·66	2·59	+ 1·07	11·00	8·53	+ 3·07	13·57	7·30	+ 6·27
Alpasy ...	12·44	11·94	+ 0·50	7·35	11·33	− 3·98	9·10	15·61	− 6·51	8·43	11·15	− 2·72	15·77	11·09	+ 4·68	15·82	6·58	+ 9·24	28·38	14·13	+ 14·25	12·74	13·18	− 0·44
Kartigay ..	6·19	2·96	+ 3·23	10·59	2·74	+ 7·85	7·16	3·61	+ 3·55	10·59	2·55	+ 8·04	6·43	2·54	+ 3·89	4·00	3·21	+ 0.79	12·63	3·11	+ 9·52	6·52	2·56	+ 3·96
Margaly ..	0·76	0·87	− 0·11	0 15	1·59	− 1·44	0.92	1·23	− 0·31	...	0·80	− 0·80	0·06	0·49	− 0·43	6·96	2·26	+ 4·70	0·29	1·38	− 1·00	0·20	0·90	− 0·70
Thie ..	...	0·33	− 0·33	...	0·08	− 0·08	...	0·07	− 0·07	...	0·37	− 0·37	...	0·42	− 0·42	...	1·02	− 1·02	...	0·81	− 0·81	...	0·26	− 0·26
Mausy .	0·88	1·46	− 0·58	0·03	0·56	− 0·53	0·50	0·53	− 0·03	0·52	0·67	− 0·15	0·43	1·08	− 0·65	4·86	1·99	+ 2·87	2·83	2·36	+ 0·47	1·77	1·57	+ 0·20
Panguny ..	2·80	4·71	− 1 91	3·36	2·03	+ 1·33	2·18	2·19	− 0·01	1·33	2·35	− 1·02	3·17	4·02	− 0·85	4·48	2·34	+ 2·14	3·61	5·19	− 1·58	2·46	4·91	− 2·45
Chittray .	3·26	8·16	− 4·90	1·72	5·33	− 3·61	3·30	5·83	− 2·53	3·67	5·86	− 2·19	5·35	6·02	− 0·67	3·26	2·23	+ 1·13	5·86	7·44	− 1·58	7·51	7·85	− 0·34
Vycausy ..	8·58	14·38	− 5·80	8·72	14·63	− 5·91	11·66	16·71	− 5·05	6·90	13·21	− 6·31	8·45	13·75	− 5·30	1·92	2·51	− 0·59	12·49	13·71	− 1·22	4·94	15·36	− 10·42
Auny ..	30·34	20·70	+ 9·64	20·55	16·90	+ 3·65	35·23	23·49	+ 11.74	20·61	14·35	+ 6·26	20·26	1·47	+ 2·79	10·19	4·36	+ 6·13	21·53	19·89	+ 1·64	17·53	18·83	− 1·30
Audy ...	14·49	14·30	+ 0·19	16·75	9 94	+ 6·81	28·19	12·82	+ 15·37	16·32	9 25	+ 7·07	20·52	11·93	+ 8·59	6·24	2·88	+ 3·36	18·23	12·88	+ 5 35	16·20	10·45	+ 5·75
Total.....	99·25	95·53	+ 3·72	84·48	80·90	+ 3·58	122·22	100·73	+ 21·49	86·47	74·68	+ 11·79	107·64	84·03	+ 23·61	62·01	32·81	+ 29·20	120·73	96·79	+ 23·94	86·60	89·76	− 3·16

Stations.	Quilon.			Chirayinkil.			Nedumangad.			Trivandrum.			Neyyattinkara.			Vilavankode.			Padmanabhapuram.			Eraniel.		
Months.	1077	Normal.	Difference.	1077	Normal.	Difference.	1077	Normal.	Difference.	1077	Normal.	Difference.	1077	Normal.	Difference.	1077	Normal.	Difference.	1077	Normal.	Difference.	1077	Normal.	Difference.
Auvany ...	1·60	8·83	− 7·23	2·22	5·37	− 3·15	1·03	5·25	− 4·22	1·02	5·11	− 4·09	0·38	2·42	− 2 04	...	0·56	− 0·56		2·37	− 2·37	...	0·84	− 0·84
Puratasy ...	11·05	8·70	+ 2·35	8·23	5·39	+ 2·84	6·82	8·69	− 1·87	4·54	6·02	− 1·48	5·11	5·22	− 0·11	3·14	3·85	+ 1·29	4·60	4·57	+ 0·03	3·19	2·79	+ 0·40
Alpasy ...	17·00	12·30	+ 5·60	10 05	11·80	− 1·75	13·45	16·20	− 2·75	4.94	10·54	− 5·60	8·67	11·56	− 2·89	8·52	7·47	+ 1·05	14·16	11·69	+ 2·47	7·71	7·72	− 0·01
Kartigay ..	14·15	3·11	+ 11·04	7·30	1·63	+ 5·67	5·00	4·02	+ 0·68	7 19	4·13	+ 3·06	12·45	3·18	+ 9·27	11·46	1·81	+ 9·65	12·97	4·40	+ 8·57	14·54	2·67	+ 11·87
Margaly ...	0·30	0·85	− 0·55	2·15	0·44	+ 1·71	1·57	1·20	+ 0·31	3·05	1·41	+ 1·64	2·01	1·87	+ 0·14	1·35	0·70	+ 0·65	1·16	1·51	− 0·41	1·82	0·81	+ 1·01
Thie ...	...	0·35	− 0·35	...	0·39	− 0·39	...	0·34	− 0·34	...	0·54	− 0·54	...	0·50	− 0·50	...	0·08	− 0·08	...	0·31	− 0·31	...	0·15	− 0·15
Mausy ...	0·30	0·92	− 0·62	0·77	0·48	+ 0·29	0·82	1·46	− 0·64	0·45	0·67	− 0·22	0·69	0·49	+ 0·20	1·43	0·65	+ 0·78	• ...	1·38	− 1·38	0·38	0·97	− 0·59
Panguny ...	1·85	2·83	− 0·98	2·59	1·61	+ 0·98	1·93	4·09	− 2·16	0·95	1·95	− 1·00	1·98	3·13	− 1·15	1·71	1·47	+ 0·24	1·40	3·03	− 1·63	...	1·66	− 1·66
Chittray ...	4·35	6·41	− 2·06	3·08	4·34	− 1·26	6·72	9·18	− 2·46	1·90	5·50	− 3·60	4·41	5·66	− 1·25	2·75	1·75	+ 1·00	3·41	4·24	− 0·83	1·72	3·65	− 1·93
Vycausy ...	11·80	16·89	− 5·09	6·45	13·36	− 6 91	7·41	14·65	− 7·24	8·14	12·24	− 4·10	5·73	10·39	− 4·66	6·99	5·16	+ 1·83	7·49	7·22	+ 0·31	8·01	4·63	+ 3·38
Auny ...	22·60	16·75	+ 5·85	16·46	13·41	+ 3 05	12·13	13·21	− 1·08	8·01	10·03	− 1·12	8·31	6·34	+ 1·97	5·36	2·99	+ 2·37	2·77	5·94	− 3·17	4·13	3·47	+ 0·66
Audy ...	8·85	11·66	− 2·81	7·42	7·32	+ 0·10	6·04	7·71	− 1·67	4·11	6·27	− 2·16	3·27	4·71	− 1·44	2·10	1·72	+ 0·38	2·19	3·79	− 1·60	1·86	1·61	+ 0·25
Total.....	94·75	89·60	+ 5·15	66.72	65·54	+ 1·18	63·52	86·96	− 23·44	45·20	64·41	− 19·21	53·01	55·47	− 2·46	46·81	28·21	+ 18·60	50·09	50·51	− 0·42	48·36	30·97	+ 12·39

A.—SEASON AND RAINFALL—*concluded.*

(32)—*Statement of rainfall for the various stations in Travancore for the year 1077 M. E. as compared with the Normal.*

Stations.	Rajakamangalam.			Nagercoil.			Agastisvaram.			Tamarakulam.			Variyoor.			Bhutapandi.			Aramboly.		
Months.	1077	Normal.	Difference.	1077	Normal.	Difference.	1077	Normal	Difference.	1077	Normal.	Difference.	1077	Normal.	Difference.	1077	Normal.	Difference.	1077	Normal.	Difference.
Auvany ...	0·01	1.61	− 1·60	...	0·32	− 0·32	...	0·45	− 0·45	...	0·60	− 0·60	—	0.39	− 0·39	0·56	0·78	− 0·22	...	0·55	− 0·55
Puratasy ...	4·16	4·28	− 0·12	2·55	2·14	+ 0·41	1·21	2·57	− 1·36	2·49	5·00	− 2·51	2·14	2·14	− 0·00	5·09	3·54	+ 1·55	1·77	3·07	− 1·30
Alpasy ...	12·00	7·78	+ 4·31	8·50	6·75	+ 1·75	7·96	11·37	− 3·41	8·42	10·56	− 2.14	3·65	9·57	− 5·92	9·97	10·14	− 0·17	4·90	8·70	− 3·80
Kartigay ...	10·00	3·24	+ 6·76	8·14	1·48	+ 6.66	7·59	2·41	+ 5·18	7·81	3·68	+ 4·13	6·91	3·11	+ 3·80	5·98	1·97	+ 4·01	5·68	2·28	+ 3·40
Margaly .	1·40	1·50	− 0·10	2·71	1·80	+ 0·01	2·08	1·93	+ 0·15	1·65	1·71	− 0·06	2·73	1·21	+ 1·52	2·15	1·08	+ 1·07	3·81	1·32	+ 2·49
Thie ...	...	0·30	− 0·30	...	0.40	− 0·40	...	0·05	− 0·05	...	0·10	− 0·10	0·11	0·08	+ 0·03	0·02	0·21	− 0·19	...	0·18	− 0·18
Mausy ...	0·17	0·91	− 0·74	0·50	0·13	+ 0·37	0·35	1·28	− 0·93	0·55	1·40	− 0·85	0·78	1·37	− 0·59	1·64	0·92	+ 0·72	4·91	0·40	+ 4·51
Panguny ...	0·50	1·89	− 1·39	1·28	2·96	− 1·68	2·18	1·91	+ 0·27	1·90	1·55	+ 0·35	1·79	1·83	− 0·04	2·38	4·30	− 1·92	1·07	1·99	− 0·92
Chithirny ...	1·28	4·08	− 2·80	2·10	1·70	+ 0·40	0·90	3·19	− 2·29	2·65	2·81	− 0·16	0·89	2·70	− 1·81	1·62	3·73	− 2·11	0·80	2·92	− 2·08
Vycausy ...	5·34	5·41	− 0·07	3·27	1·96	+ 1·31	4·51	3·08	+ 1·43	2·42	2·84	− 0·42	2·29	1·93	+ 0·36	2·28	3·13	− 0·85	2·75	1·66	+ 1·09
Auny ...	2·60	4·97	− 2·37	2·24	2·92	− 0·68	2·39	2·98	− 0·59	1·44	3·22	− 1·78	1·23	1·97	− 0·74	5·12	5·05	+ 0·07	2·09	2·42	+ 0·27
Audy ...	1·60	2·67	− 0·98	1·76	3·03	− 1·27	1·66	1·73	− 0·07	1·97	1·88	+ 0·09	1·36	1·48	− 0·12	2·06	3·90	− 0·84	1·48	1·29	+ 0·19
Total.....	39·24	38·64	+ 0·60	33·05	25·59	+ 7·46	30·83	32·95	− 2·12	31·30	35·35	− 4·05	23·88	27·78	− 3·90	39 77	36·65	+ 1·12	29·95	26·78	+ 3·17

Rainfall Chart

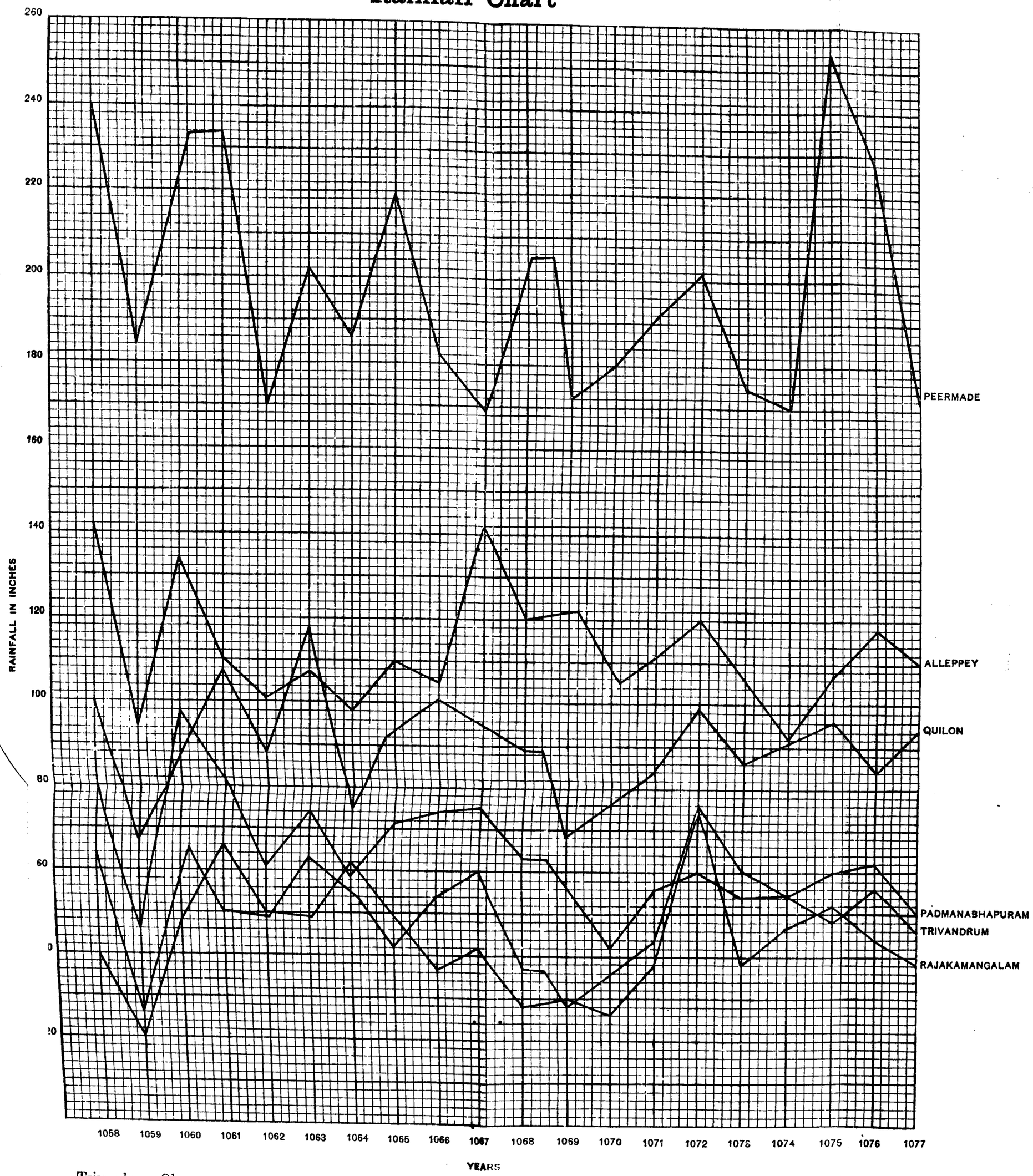

Trivandrum Observatory
13th October 1902

Lithographed in Survey Office Trivandram $\frac{1902}{1078}$

B.—FOREST.

(34)—Statement showing the revenue and expenditure of the Forest Department during 1077 M. E.

	Revenue.	Rupees.	Total Rs.
I	Timber and other produce removed from the Forests by Goverument Agency.		
	(a) Timber 1. Royalties	3,46,301	
	2. Junglewood	1,58,892	
	(b) Firewood and charcoal	...	
	(c) Bamboos	5,759	
	(d) Cardamoms	17,879	
	(e) Ivory	468	
	(f) Minor produce	1,736	5,31,035
II	Timber and other produce removed from Forests by consumers or purchasers.		
	(a) Timber 1. Royalties	8,967	
	2. Junglewood	11,251	
	(b) Firewood and charcoal	1,611	
	(c) Bamboos	1,989	
	(d) Grazing and Fodder grass	479	
	(e) Minor produce	5,462	29,759
III	Confiscated forest produce, drift and waif wood	4,338	4,338
IV	Elephants		
	(a) Sale of elephants	...	
	(b) Hire of a elephants...	793	793
V	Miscellaneous		
	(a) Fines and forfeitures	3,994	
	(b) Refunds	539	
	(c) Other sources	2,122	6,655
	Total.....	...	5,72,580

	Expenditure	Rupees.	Total Rs.
	A. Conservancy and works.		
I	Timber and other produce removed from the Forests by Government Agency.		
	(a) Timber 1. Royalties	1,28,407	
	2. Junglewood	1,38,026	
	(b) Firewood and charcoal	787	
	(c) Bamboos	4,701	
	(d) Cardamoms	10,372	
	(e) Ivory...	111	
	(f) Minor produce	1,043	2,84,047
II	Timber and other produce removed from the forests by consumers or purchasers	11,991	11,991
III	Confiscated forest produce, drift and waifwood	541	541
IV	Elephants		
	(a) Expenditure on capturing elephants and their keep till trained	8,170	
	(b) Keep of trained elephants	2,914	
	(c) Hire of elephants	...	11,084
V	Stores, tools and plant	1,969	1,969
VI	Communications and buildings		
	(a) Roads and bridges	5,707	
	(b) Buildings	8,350	
	(c) Other works	5,302	19,359
VII	Organisation, improvement and extension of the forests		
	(a) Demarcation	7,688	
	(b) Cost of forest settlement, compensation for land and rights	...	
	(c) Surveys	987	
	(d) Working plans	1,213	
	(e) Sowing and planting	19,869	
	(f) Protection from fire	1,970	
	(g) Other works	6	31,733
VIII	Miscellaneous		
	(a) Refunds	1,715	
	(b) Law charges	75	
	(c) Other charges	85	1,875
	B. Establishment.		
I	Salaries		
	(a) Conservator, Deputy and Assistant Conservators	19,327	
	(b) Executive and Protective staff	19,155	
	(c) Office establishment	15,544	
	(d) Deputation and special allowances	11,473	65,499
II	Travelling allowances		
	(a) Conservator, Deputy and Assistant Conservators	6,357	
	(b) Executive and Protective staff	3,033	
	(c) Office establishment	2,918	12,308
III	Contingencies		
	(a) Charges on conveyance of records	1,515	
	(b) Rent	1,073	
	(c) Telegrams and postage	423	
	(d) Sundries	3,909	6,920
	Total.....	...	4,47,326

C.—TRADE.

(35)—*Duty on goods imported.*

No.	Goods.	Amount of duty. 1076	Amount of duty. 1077	Increase.	Decrease.
		Rs.	Rs.	Rs.	Rs.
1	Tobacco	10,32,402	10,52,628	20,226	...
2	Cigars	1,901	1,389	...	512
3	Snuff	2,765	3,026	261	...
4	Wines	2,906	2,762	...	144
5	Rocksalt	93	245	152	...
6	Minor goods	16,779	16,381	...	398
	Total.....	10,56,846	10,76,431	20,639	1,054
	Net.....	...	...	19.585	...

(36)—*Duty on goods exported.*

No.	Goods.	Amount of duty. 1076	Amount of duty. 1077	Increase.	Decrease,
		Rs.	Rs.	Rs.	Rs.
1	Copra	1,97,750	1,95,722	...	2,028
2	Coir	1,69,005	1:48,851	...	20,154
3	Cocoanuts	14,590	11,943	...	2,647
4	Vettupauk	23,794	22,350	...	1,444
5	Tamarind	10,615	8,697	...	1,918
6	Coffee	5,690	7,534	1,844	...
7	Cocoanut oil	26,452	18,827	...	7,625
8	Salt fish	12,234	13,485	1,251	...
9	Dry ginger	20,329	34,612	14,283	...
10	Timber	48,874	48,495	...	379
11	Palmyra jaggery	23,211	25,231	2,020	...
12	Pepper	92,204	63,118	...	29,086
13	Ponnaka oil	3,996	6,884	2,888	...
14	Coir fibre	667	430	...	237
15	Molasses	5,450	6,907	1,457	...
16	Hides	8,333	9,526	1,193	...
17	Lemon grass oil	418	325	...	93
18	Arrow root and flour	377	368	...	9
19	Turmeric	7,050	7,129	79	...
20	Ginger	1,303	978	...	325
21	Katcholam	1,237	1,135	...	102
22	Minor goods	17,785	13,551	...	4,234
	Total.....	6,91,364	6,46,098	25,015	70,281
	Net	...	...	...	45,266

C.—TRADE—*continued.*

(37)—*Value of dutiable goods imported.*

No.	Goods.	Value. 1076	Value. 1077	Increase.	Decrease.
		Rs.	Rs.	Rs.	Rs.
1	Tobacco	3,216,267	32,36,481	20,214	...
2	Cigars	24,748	17,359	...	7,389
3	Snuff	34,920	37,777	2,857	...
4	Minor Goods	1,77,704	2,99,802	122,098	...
	Total.....	34,53,639	35,91,419	1,45,169	7,389
	Net.....	...	...	1,37,780	...

(38)—*Value of dutiable goods exported.*

No.	Goods.	Value. 1076	Value. 1077	Increase.	Decrease.
		Rs.	Rs.	Rs.	Rs.
1	Copra	39,55,002	39,14,448	...	40,554
2	Cocoanut oil	5,29,052	3,76,549	...	1,52,503
3	Coir	33,80,104	29.77,021	...	4,03,083
4	Coir-fibre	13,350	8,608	...	4,742
5	Cocoanuts	2,91,795	2,38,856	...	52,939
6	Vettupauk	4,75,884	4,46,997	...	28,887
7	Coffee	1,13,804	1,50,688	36,884	...
8	Palmyra jaggery	4,64,216	5,04,626	40,410	...
9	Dry ginger	4,06,592	6,92,240	2,85,648	...
10	Salt fish	3,24,223	3,34,674	10,451	...
11	Poonnakka oil	79,931	1,37,675	57,744	...
12	Tamarind	2,12,299	1,73,951	...	38,348
13	Turmeric	1,41,005	1,42,583	1,578	...
14	Timber	4,88,741	4,84,952	...	3,789
15	Pepper	1,841,727	12,61,954	...	5,79,773
16	Lemon grass oil	41,803	32,517	...	9,286
17	Molasses	1,09,007	1,38,144	29,137	...
18	Hides	1,66,670	1,90,523	23,853	...
19	Ginger	26,067	19,568	...	6,499
20	Katcholum	24,740	22,795	...	1,945
21	Arrow-root and flour ...	7,749	7,363	...	386
22	Minor goods	2,19,084	1,37,031	...	82,053
	Total.....	1,33,12,845	1,23,93,763	4,85,705	14,04,787
	Net.....	...	...	...	9,19,082

C.—TRADE—*continued.*

(39)—*Quantity of dutiable goods imported*

No.	Goods.		Quantity. 1076	Quantity. 1077	Increase.	Decrease.
1	Tobacco	Candies	11,269	11,490	221	...
2	Cigars	Cwts.	59	44	...	15
3	Snuff	Bottles	16,068	17,463	1,395	...
4	Wines	Gallons	1,484	1,816	332	...
5	Rocksalt	Mds.	36	97	61	...

(40)—*Quantity of dutiable goods exported.*

No.	Goods.		Quantity. 1076	Quantity. 1077	Increase.	Decrease.
1	Copra	Cwts.	4,57,823	4,52,281	...	5,542
2	Cocoanut oil	do.	43,296	30,828	...	12,468
3	Coir	do.	3,68,882	3,24,292	...	44,590
4	Coir-fibre	do.	1,837	1,197	...	740
5	Cocoanuts	No.	94,54,311	78,17,042	...	16,37,269
6	Vettupauk	Candies	3,740	3,513	...	227
7	Coffee	Cwts.	6,646	8,293	1,647	...
8	Palmyra jaggery	do.	1,30,309	1,41,633	11,324	...
9	Dry ginger	do.	26,629	45,340	18,711	...
10	Salt fish	do.	1,08,599	1,09,590	991	...
11	Poonnakka oil	do.	9,815	16,906	7,091	...
12	Tamarind	do.	83,430	69,352	...	14,078
13	Turmeric	do.	19,786	20,009	223	...
14	Pepper	Candies	18,117	12,402	...	5,715
15	Lemon grass oil	Cwts.	367	285	...	82
16	Molasses	do.	17,840	22,619	4,779	...
17	Hides	Scores	8,952	9,955	1,003	...
18	Ginger	Cwts.	2,561	1,921	...	640
19	Katcholam	do.	2,431	2,240	...	191
20	Arrow root flour	do.	3,798	3,613	...	185

C.—TRADE—*continued.*

(41)—*Trade routes—goods imported, dutiable.*

No.	Goods.	From British India. By land. 1076	By land. 1077	By backwater. 1076	By backwater. 1077	By sea. 1076	By sea. 1077	From foreign countries. From Colombo and Jaffna. 1076	From Colombo and Jaffna. 1077	From Muscat and Pondicherry. 1076	From Muscat and Pondicherry. 1077	From London and France. 1076	From London and France. 1077	From New York. 1076	From New York. 1077	Total value in Rupees. 1076	Total value in Rupees. 1077	Increase.	Decrease.
		Rs.	Rs.	Rs.	Rs.	Rs.	Rs.	Rs.	Rs.	Rs.	Rs.	Rs.	Rs.	Rs.	Rs.	Rs.	Rs.	Rs.	Rs.
1	Tobacco	3,67,997	3,08,411	6,79,216	7,67,445	...	...	21,69,054	21,60,625	...	...	...	...	...	...	32,16,267	32,36,481	20,214	...
2	Cigars	19,586	14,767	3,368	2,204	1,794	388	...	...	...	...	...	...	...	...	24,748	17,359	...	7,389
3	Snuff	34,728	37,558	112	233	80	11	...	...	...	...	...	...	...	...	34,920	37,777	2,857	...
4	Minor goods ...	1,892	11,845	61,116	72,349	342	1,754	21,193	31,317	28,345	11,135	63,852	171404	964	...	1,77,704	2,99,802	1,22,098	...
	Total.....	4,24,203	3,72,554	7,43,812	8,42,231	2,216	2,153	21,90,247	21,91,942	28,345	11,135	63,852	171404	964	...	34,53,639	35,91,419	1,45,169	7,389
	Net.....	...	...	...	...	...	...	...	...	...	...	...	...	...	...	...	...	1,37,780	...

C.—TRADE—*continued.*

(42)—*Trade routes—goods exported, dutiable.*

No.	Goods.	To British India. By land. 1076	By land. 1077	By backwater. 1076	By backwater. 1077	By sea. 1076	By sea. 1077	To Foreign Countries. To Colombo and Jaffna. 1076	To Colombo and Jaffna. 1077	To Muscat and Pondicherry. 1076	To Muscat and Pondicherry. 1077	To London and France. 1076	To London and France. 1077	To New York 1076	To New York 1077	Total value in Rupees. 1076	Total value in Rupees. 1077	Increase.	Decrease.
		Rs.	Rs.	Rs.	Rs.	Rs.	Rs.	Rs.	Rs.	Re.	Rs.	Rs.	Rs.	Rs.	Rs.	Rs.	Rs.	Rs.	Rs.
1	Copra	3,412	1,817	25,69,646	28,27,699	13,81,944	10,84,932	...	...	...	...	...	...	...	...	39,55,002	39,14,448	...	40,544
2	Cocoanut oil	2,55,686	1,69,080	2,72,295	2,07,402	1,071	67	...	...	...	...	...	...	...	...	5,29,052	3,76,549	...	1,52,503
3	Coir	62,530	61,474	23,68,333	22,37,306	6,20,986	5,72,026	21,477	24,882	650	15,300	80,736	50,409	2,25,392	15,624	33 80.104	29,77,021	...	4,03,083
4	Coir fibre	246	57	7,586	8,422	1,191	129	...	...	...	...	...	...	4,327	...	13,350	8,608	...	4,742
5	Cocoanuts	1 31,399	1,15,372	1,52,605	1,27,759	7,299	725	492	...	...	...	...	...	...	...	2,91,795	2,38,856	...	52,939
6	Vettupauk	3,12,622	3,19,783	1,31,744	1,12,161	31,518	15,053	...	...	...	...	...	...	...	...	4,75,884	4,46,997	...	28,887
7	Coffee	97,213	1,48,737	8,305	1,920	180	31	...	...	...	...	8,106	...	...	...	1,13,804	1,50,688	36,884	...
8	Palmyra jaggery ..	3,93,851	4,96,994	4,258	7,632	63,107	...	...	...	...	...	...	...	...	...	4,64,216	5,04,626	40,410	...
9	Dry ginger	57,610	59,193	82,719	1,36,889	2,62,926	4,36,953	284	1,283	...	782	3,053	57,140	...	...	4,06,592	6,92,240	2,85,648	..
10	Salt fish	2,18,080	2,23,909	31,697	19,536	20,103	9,481	54,313	81,748	...	...	...	...	...	...	3,24,228	3,34,674	10,451	...
11	Poonnakka oil	64,590	1,31,686	15,245	5,044	96	945	...	...	...	...	...	...	...	...	79,931	1,37,675	57,744	...
12	Tamarind	1,88,771	1,68,130	1,717	1,908	1,262	757	19,811	1,337	738	1,819	...	...	...	...	2,12,299	1,73,951	...	38,348
13	Turmeric	3,252	350	35,241	79,129	89,094	45,099	43	504	...	...	9,813	17,501	3,562	...	1,41,005	1,42,583	1,578	...
14	Timber	2,40,170	2,11,101	1,58,783	1,77,118	78,614	79,924	5,167	5,665	6,007	10,361	...	783	...	...	4,88,741	4,84,952	...	3,789
15	Pepper	88,248	80,940	7,71,352	4,16,781	9,65,436	7,29,794	1,897	6,507	...	[illegible]	14,794	27,929	...	...	18,41,727	12,61,954	...	5,79,773
16	Lemon grass oil ...	..	533	41,784	30,976	19	1,008	...	...	...	...	...	...	...	...	41,803	32,517	...	9,286
17	Molasses	301	706	1,08,706	1,37,438	...	...	...	...	...	...	...	...	...	...	1,09,007	1,38,144	29,137	...
18	Hides	69,588	86,832	95,784	90,990	1,298	12,701	...	...	...	...	...	...	...	...	1,66,670	1,90,523	23,853	...
19	Ginger	24,814	18,302	1,253	1,205	...	61	...	...	...	...	...	...	...	...	26,067	19,568	...	6,499
20	Katcholam	1,137	1,630	16,649	13,614	6,954	7,539	...	12	...	...	...	...	...	...	24,740	22,795	...	1,945
21	Arrow root and flour ...	225	183	5,818	5,584	1,706	1,596	...	...	...	...	...	...	...	...	7,749	7,363	...	386
22	Minor goods	41,700	48,612	1,67,097	80,745	8,633	7,005	1,054	...	...	...	...	669	...	...	2,19,084	1,37,031	..	82,053
	Total.... ..	22,[illegible]8,445	28,45,421	70,49,217	67,22,261	35,43,437	30,05,826	1,04,568	1,21,936	7,395	28,264	1,16,502	1,54,431	2,33,281	15,624	1,33,12,845	1,23,93,763	4,85,705	14,04,787
	Net.....	...	...	...	...	...	...	...	...	...	...	...	...	...	...	...	...	...	9,19,082

C.—TRADE.—*continued.*

(43)—*Trade routes goods imported free.*

No.	Goods.	From British India. By land. 1076	By land. 1077	By backwater. 1076	By backwater. 1077	By sea. 1076	By sea. 1077	From Foreign Countries. From Colombo and Jaffna. 1076	From Colombo and Jaffna. 1077	From Muscat and Pondichery. 1076	From Muscat and Pondichery. 1077	From London and France. 1076	From London and France. 1077	From New York. 1076	From New York. 1077	Total value in Rupees. 1076	Total value in Rupees. 1077	Increase.	Decrease.
		Rs.	Rs.	Rs.	Rs.	Rs.	Rs.	Rs.	Rs.	Rs.	Rs.	Rs.	Rs.	Rs.	Rs.	Rs.	Rs.	Rs.	Rs.
1	Piece goods	4,16,474	6,29,820	15,46,12	2,53,911	7,15,224	7,20,693	...	...	...	...	...	...	...	...	12,86,310	16,04,424	3,18,114	...
2	Rice	1,92,504	2,73,262	5,63,591	5,06,158	96,776	3,69,274	...	...	...	...	...	...	...	...	8,52,871	11,48,694	2,95,823	...
3	Paddy	1,33,931	2,49,834	12,58,833	9,84,602	5,99,016	10,47,341	...	...	...	...	...	...	...	...	19,91,780	22,81,777	2,80,997	...
4	Coffee	3,720	4,297	...	...	51	...	...	...	...	...	...	...	...	...	3,771	4,297	526	...
5	Thread	...	86,929	1,29,743	1,59,345	2,326	7,463	...	...	...	...	...	...	...	...	1,32,069	2,53,737	1,21,668	...
6	Cotton	40,216	7,328	3,22,798	3,97,804	86,217	73,769	...	...	...	...	...	...	...	...	4,49,231	4,78,901	29,670	...
7	Copper	483	1,258	2,972	4,478	40,780	82,609	...	...	...	...	...	...	...	...	44,235	88,345	44,110	...
8	Chillies	53,239	88,504	85,038	45,695	11,204	4,710	...	...	...	...	...	...	...	...	1,49,481	1,38,909	...	10,572
9	Cattle	7,079	13,244	...	...	...	...	...	...	...	...	...	...	...	...	7,079	13,244	6 165	...
10	Boxes	..	773	2,018	15,878	1,068	1,630	...	...	...	...	...	...	...	...	3,086	18,281	15,195	...
11	Black gram	15,499	19,288	19,239	16,008	1,552	2,613	...	...	...	...	...	...	...	...	36,290	37,909	1,619	...
12	Brass	305	234	...	...	23,428	30,691	...	...	...	...	...	...	...	...	23,733	30,925	7,192	...
13	Wines	...	344	50,704	66,157	35,157	25,400	...	...	...	...	...	...	...	...	85,861	91,901	6,040	...
14	Gingilly oil	2,892	36,596	375	120	...	66	...	...	...	...	...	...	...	...	3,267	36,692	33,425	...
15	Sugar	38,810	33,638	9,506	14,552	525	4,375	...	...	...	...	...	...	...	...	48,84	52,565	3,724	...
16	Cummin seed	4,689	5,458	...	2	3,715	1,185	...	...	...	...	...	...	...	...	8,404	6,645	...	1,759
17	Green gram	8,309	13,288	8,195	1,971	93.	684	...	...	...	...	...	...	...	...	17,437	15,938	..	1,499
18	Jaggery	23,492	19,118	31	...	...	...	...	...	...	...	...	...	...	...	23,523	19,118	...	4,405
19	Garlic	4,115	3,947	...	...	...	...	...	...	...	...	...	...	...	...	4,115	3,947	...	168
20	Coriander	27,317	25,312	8	91	7,295	244	...	...	...	...	...	...	...	...	34,620	25,647	...	8,973
21	Lead	509	153	26,012	...	3,406	7,511	...	...	...	...	...	...	...	...	29,927	7,664	...	22,263
22	Stationery...	...	801	8,794	5,697	10,986	7,[illegible]2,431	...	...	...	...	...	...	...	...	19,780	7,38,929	7,19 149	...
23	Gold Coins	...	...	...	...	...	...	...	...	...	...	...	...	...	...	...	...	...	...
24	Silver Coins	...	...	1,08,824	1,37,981	...	1,40,851	...	...	...	...	...	...	...	...	1,08,824	2,78,332	1,69,508	...
25	Gingilly	6,846	20,112	...	712	...	...	...	...	...	...	...	...	...	...	6,846	20,834	13,978	...
26	Bombay salt	...	...	...	...	2,55,602	2,73,153	...	...	...	...	...	...	...	...	2,55,602	2,73,153	17,551	...
27	Minor goods	3,26,845	2,84,820	6,60,228	7,73,262	2,52,355	1,98,540	8,889	11,432	...	...	...	...	...	...	12,58,866	12,95,522	36,656	...
											909	10,549	26,559	...	...				
	Total.....	18,07,274	18,18,263	34,11.521	33,84,424	21,47,616	37,24,738	8,889	11,432	...	909	10,549	26,559	...	...	68,85,849	89,66,320	21,30,110	49,639
	Net.....	...	...	...	...	...	...	...	...	...	...	...	...	...	...	...	...	20,80,471	...

C.—TRADE—*concluded.*

(44)—Trade routes—goods exported free.

No.	Goods.	To British India.				To Foreign Countries.								Total value in Rs.		Increase.	Decrease.
		By land.		By backwater.		By sea.		To Colombo and Jaffna.		To Muscat and Pondicherry.		To London and France.		To New York.			
		1076	1077	1076	1077	1076	1077	1076	1077	1076	1077	1076	1077	1076	1077		
		Rs.	Rs.	Rs.	Rs.	Rs.	Rs.	Rs.	Rs.	Rs.	Rs.	Rs.	Rs.	Rs.	Rs.		
1	Cardamom and seeds ...	...	22,335	4,244	...	24,534	11,534	...	...	...	...	...	...	...	...	5,081	... 170
2	Cotton seeds...	2,146	107	595	470	76	81	...	79	...	16	...	...	...	...	...	...
3	Silk-cotton ...	3,196	2,323	3,206	10,127	652	538	...	134	...	...	...	...	...	...	4,863	... 863
4	Gingilly-poonauk	692	293	...	...	...	...	...	30	...	...	...	...	...	...	...	...
5	Cheeka ...	...	...	81	27	21	...	...	...	...	...	...	...	...	...	10	...
6	Dates ...	...	...	...	173	4	...	...	18	...	...	...	...	...	...	199	...
7	Mats ...	...	...	5,427	1,812	869	3,065	...	...	...	244	...	...	...	...	...	4,954
8	Boxes ...	...	...	...	483	7,408	...	...	...	...	...	...	...	...	...	...	3,598
9	Dholl ...	608	...	204	259	...	...	...	...	...	...	...	...	...	...	367	812
10	Wheat ...	85	204	11	...	...	...	...	...	...	...	...	...	...	...	...	...
11	Mustard ...	206	46	178	...	...	...	...	...	...	...	...	...	...	...	...	338
12	Metho ...	29	...	...	...	...	...	...	...	...	...	...	...	...	...	...	29
13	Pewter ...	611	1,019	...	3,491	...	...	...	...	...	...	...	...	...	...	3,589	...
14	Cashewnuts ...	...	...	...	...	1	140	...	20	...	...	...	...	...	...	159	...
15	Betel ...	532	934	...	...	153	1,252	...	...	...	244	...	...	...	...	1745	...
16	Shaperago ...	...	47	...	...	14,829	12,828	...	539	...	...	...	...	...	...	...	1,539
17	Ivory and lace	...	...	20,894	...	67	...	...	...	...	...	...	...	...	...	...	20,945
18	Poonumpinamboo	...	...	...	...	1,776	5,498	...	...	...	...	611	...	...	...	4,333	...
19	Silver ...	...	...	...	...	...	102	...	...	...	...	...	...	...	...	102	...
20	Goli ...	...	...	...	...	...	...	...	...	...	...	...	...	...	...	...	...
21	Tea ...	8,99,345	4,09,874	12,05,912	8,78,971	60,557	418	14,830	11,706	...	694	75,369	57,299	63,378	32,383	3,16,012	...
22	Minor goods ...	2,108	1,31,400	13,05,339	12,88,961	3,34,229	5,04,293	3,872		316						1,27,494	
	Total...	4,09,248	5,68,582	26,36,011	21,84,274	5,45,130	5,39,689	18,816	12,526	316	1,198	...	1,33,279	63,378	32,383	34,71,931	1,48,252 3,49,250
	Net...	...	...	...	...	...	...	...	...	...	...	...	...	...	...	...	... 2,00,998

D.—PUBLIC WORKS.

(45)—Statement of expenditure on works undertaken by the P. W. D. during the year 1077.

Service heads.	Departmental heads.	Names of works.	Outlay on works.	Total.	Grand Total.
			Rs.	Rs.	Rs.
Buildings—Residencies.	*Originals.*	Renewing the roof of Quilon Residency ...	8,658		
		Works (12 in number) the expenditure on each of which is below Rs. 1,000 .	2,903		
		Total—Residencies—Originals... .	...	11,561	
	Repairs.	Annual repairs to Residency Establishment, Peermade ..	1,315		
		Do. to Residency at Peermade ...	1,322		
		Works (6 in number) the expenditure on each of which is below Rs. 1,000...	1,784		
		Total—Residencies—Repairs.....	...	4,421	
		Total—Residencies—Originals and Repairs.....	...	...	15,982
Courts and Cutcherries.	*Originals.*	Providing wooden ceiling to record room, High Court, Trivandrum...	1,118		
		Constructing Taluq Cutcherry at Changanacherry.	2,578		
		Do. Do. at Vilavankod ...	6,223		
		Works (71 in number) the expenditure on each of which is below Rs. 1,000...	12,047		
		Total—Courts and Cutcherries—Originals.....	...	21,966	
	Repairs.	Works (75 in number) the expenditure on each of which is below Rs. 1,000...	9,067		
		Total—Courts and Cutcherries—Repairs.....	...	9,067	
		Total—Courts and Cutcherries—Originals and Repairs.....	...	...	31,033
Police.	*Originals.*	Constructing a Police Station with lines at Pinnamadai...	1,006		
		Do. a 3rd class Do. at Thottapalli ...	1,736		
		Do. a Police Station at Kumili ...	1,131		
		Do. a 1st class Do. at Vaikam ...	1,251		
		Do. a Police Do. at Ramapuram ...	1,148		
		Do. Do. Do. at Kuthattukulam ...	1,296		
		Do. a Police Station and Sub Jail under one roof at Thakalay...	4,938		
		Works (29 in number) the expenditure on each of which is below Rs. 1,000...	5,171		
		Total—Police—Originals.....	...	17,677	
	Repairs.	Works (149 in number) the expenditure on each of which is below Rs. 1,000...	3,135		
		Total—Police—Repairs.....	...	3,135	
		Total—Police—Originals and Repairs.....	...	...	20,812
Medical.	*Originals.*	Constructing a new Lunatic Asylum, Trivandrum.	59,649		
		Re-roofing General Hospital, renewing the terrace of the main building and out-houses and other sundry works...	10,461		
		Constructing a Hospital at Nedumangad ...	9,155		
		Do. catch water drains, Leper Asylum, Oolumpara...	1,322		
		Carried over.....	80,587	...	67,827

D.—PUBLIC WORKS—*continued.*

(45)—*Statement of expenditure on works undertaken by the P. W. D. during the year 1077*—continued.

Service heads.	Departmental heads.	Names of works.	Outlay on works.	Total.	Grand Total.
			Rs.	Rs.	Rs.
		Brought forward.....	80,587	...	67,827
Medical.	*Originals.*	Certain works to Medical Stores, General Hospital.	2,811		
		Constructing a permanent ward for Male Pulayas, Leper Asylum...	2,963		
		Do. Cholera and Small-pox shed, Iranimuttam ...	3,029		
		Do. Permanent out-houses, Kozhencherry Hospital ...	3,152		
		Certain additions and alterations to Alleppey Hospital ...	5,044		
		Certain additions to Mavelikara Hospital ...	1,642		
		Constructing contagious disease ward to Lalam Hospital ..	1,204		
		Do. Dispensary at Vaikam ...	1,544		
		Do. Do. at Thodupuzha ...	1,035		
		Certain works to Shertallay Hospital ...	1,093		
		Works (41 in number) the expenditure on each of which is below Rs. 1,000 ...	9,446		
		Total—Medical—Originals.....	...	1,13,550	
	Repairs.	Works (50 in number) the expenditure on each of which is below Rs. 1,000 ...	7,592		
		Total—Medical—Repairs.....	...	7,592	
		Total—Medical—Originals and Repairs.....	...	...	1,21,142
Jail.	*Originals.*	Providing a wall and guarded gate to prevent improper access to Central Jail premises ...	2,065		
		Constructing compound wall and sinking well to encamping ground at Pujapura ...	1,562		
		Do. Certain additional buildings in Central Jail ...	16,941		
		Do. Certain additions to Central Jail ...	29,096		
		Renewing the roof of the Quilon District Jail ...	3,675		
		Works (13 in number) the expenditure on each of which is below Rs. 1,000...	2,192		
		Deduct recovery...	30,093		
		Total—Jail—Originals.....	...	25,438	
	Repairs.	Annual Repairs to Central Jail, Trivandrum ...	1,818		
		Works (8 in uumber) the expenditure on each of which is below Rs. 1,000 ..	1,010		
		Total—Jail—Repairs.....	...	2,828	
		Total—Jail—Originals and Repairs.....	...	...	28,266
Registration	*Originals.*	Extension of Record Room for the office of the Director of Registration, south of Public Offices.	1,144		
		Works (9 in number) the expenditure on each of which is below Rs. 1,000 ...	539		
		Total—Registration—Originals.....	...	1,683	
		Carried over.....	...	1,683	2,17,235

D.—PUBLIC WORKS—*continued.*

(45)—*Statement of expenditure on works undertaken by the P. W. D. during the year 1077*—continued.

Service heads.	Departmental heads.	Names of works.	Outlay on works.	Total.	Grand Total.
			Rs.	Rs.	Rs.
		Brought forward.....	...	1,683	2,17,235
Registration	*Repairs.*	Works (16 in number) the expenditure on each of which is below Rs. 1,000 ...	558		
		Total—Registration—Repairs.....	...	558	
		Total—Registration—Originals and Repairs.....	...	...	2,241
Educational	*Originals.*	Constructing additional accommodation to Vernacular School, Neyyattinkara ...	2,280		
		Re-tiling the roof of the Boys' College, Trivandrum ...	1,389		
		Constructing Vernacular Girls' school at Chengannur ...	1,653		
		Converting Civil Jail, Quilon, into a Girls' school.	1,168		
		Improving the new Boys' Vernacular School, Padmanabhapuram ...	1,052		
		Works (25 in number) the expenditure on each of which is below Rs. 1,000 ...	5,387		
		Total—Educational—Originals.....	...	12,929	
	Repairs.	Works (101 in number) the expenditure on each of which is below Rs. 1,000 ...	6,481		
		Total—Educational—Repairs.....	...	6,481	
		Total—Educational—Originals and Repairs.....	...	...	19,410
Salt and Abkari.	*Originals.*	Re-constructing Salt Bankshall at Kottayam ...	1,321		
		Works (20 in number) the expenditure on each of which is below Rs. 1.000 ..	4,137		
		Total—Salt and Abkari—Originals.....	...	5,458	
	Repairs.	Annual repairs to Kuduchandram and attached buildings at Valliathuray ...	1,176		
		Works (55 in number) the expenditure on each of which is below Rs. 1,000 ...	3,465		
		Total—Salt and Abkari—Repairs.....	...	4,641	
		Total—Salt and Abkari—Originals and Repairs...	...	...	10,099
Forest.	*Originals.*	Constructing a Forest Office at Quilon ...	9,555		
		Total—Forest—Originals.....	...	9,555	
	Repairs.	Works (4 in number) the expenditure on each of which is below Rs. 1,000 ...	174		
		Total—Forest—Repairs.....	...	174	
		Total—Forest—Originals and Repairs.....	...	...	9,729
Customs (including tobacco bankshalls).	*Originals.*	Additions and alterations to the Tobacco Bankshall, Quilon..	1,658		
		Re-constructing and extending a platform, Arukutty Chowkey...	1,071		
		Carried over	2,729	...	2,58,714

D.—PUBLIC WORKS—*continued.*

(45)—*Statement of expenditure on works undertaken by the P. W. D. during the year 1077*—continued.

Service heads.	Departmental heads.	Names of works.	Outlay on works.	Total.	Grand Total.
			Rs.	Rs.	Rs.
		Brought forward.....	2,729	...	2,58,714
Customs (including tobacco bankshalls).	*Originals.*	Works (9 in number) the expenditure on each of which is below Rs. 1,000...	2,033		
		Total—Customs—Originals.....	...	4,762	
	Repairs:	Works (46 in number) the expenditure on each of which is below Rs. 1,000...	1,300		
		Total—Customs—Repairs.....	...	1,300	
		Total—Customs—Originals and Repairs.....	...	...	6,062
Anchal.	*Originals.*	Constructing an Ancal Office at Pandalam ..	1,000		
		Do. a 1st class Anchal Office, Kottayam...	1,041		
		Works (82 in number) the expenditure on each of which is below Rs. 1,000...	5,736		
		Total—Anchal—Originals.....	...	7,777	
	Repairs.	Works (155 in number) the expenditure on each of which is below Rs. 1,000...	2,251		
		Total—Anchal—Repairs	...	2,251	
		Total—Anchal—Originals and Repairs	...	...	10,028
Military.	*Originals.*	Extending the drains of the escort lines at Thycad...	3,117		
		Constructing lines for one company of the New Service Battalion...	78,106		
		W[illegible] (18 in number) the expenditure on each of which is below Rs. 1,000...	4,281		
		Total—Military—Originals	...	85,504	
	Repairs.	Works (16 in number) the expenditure on each of which is below Rs. 1,000.....	2,779		
		Total—Military—Repairs.....	...	2,779	
		Total—Military—Originals and Repairs.....	...	...	88,283
D. P. W.	*Originals.*	Additional works to the Chief Engineer's New Office and Stores...	2,174		
		Constructing moulding sheds, Iranimuttom Brickfield...	2,250		
		Do. compound wall, workshops ...	1,154		
		Do. Ice house	9,524		
		Works (44 in number) the expenditure on each of which is below Rs. 1,000...	9,661		
		Total—D. P. W.—Originals.....	...	24,763	
	Repairs.	Annual Repairs to the Chief Engineer's Bungalow..	1,114		
		Repairing and cleaning machinery	6,055		
		Works (121 in number) the expenditure on each of which is below Rs. 1,000...	15,517		
		Total D. P. W. Repairs.....	...	22,686	
		Total D. P. W.—Originals and Repairs.....	...	...	47,449
		Carried over.....	...	...	4,10,536

D.—PUBLIC WORKS—*continued.*

(45)—*Statement of expenditure on works undertaken by the P. W. D. during the year 1077*—continued.

Service heads.	Departmental heads.	Names of works.	Outlay on works.	Total.	Grand Total.
			Rs.	Rs.	Rs.
		Brought forward.....	...	...	4,10,536
Travellers' Bungalows.	*Originals.*	Re-roofing the Travellers' Bungalow, Neyattinkara...	2,129		
		Works (9 in number) the expenditure on each of which is below Rs. 1,000...	1,430		
		Total—Travellers' Bungalows—Originals	...	3,559	
	Repairs.	Works (28 in number) the expenditure on each of which is below Rs. 1,000..	5,695		
		Total—Travellers' Bungalows—Repairs	...	5,695	
		Total—Travellers' Bungalows—Originals and Repairs.....	...	...	9,254
Chuttrams.	*Originals.*	Works (9 in number) the expenditure on each of which is below Rs. 1,000	1,173		
		Total—Chuttrams—Originals.....	...	1,173	
	Repairs.	Works (39 in number) the expenditure on each of which is below Rs. 1,000...	2,185		
		Total—Chuttrams—Repairs.....	...	2,185	
		Total—Chuttrams—Originals and Repairs.....	...	...	3,358
Sanitary.	*Originals.*	Works (8 in number) the expenditure on each of which is below Rs. 1,000...	104		
		Total—Sanitary—Originals.....	...	104	
	Repairs.	Works (4 in number) the expenditure on each of which is below Rs. 1,000..	134		
		Total—Sanitary—Repairs.....	...	134	
		Total—Sanitary—Originals and Repairs.....	...	...	238
Printing.	*Originals.*	Certain additions and alterations to Government Printing Press, Trivandrum...	1,144		
		Re-roofing Government Printing Press and other sundry works .	5,068		
		Works (4 in number) the expenditure on each of which is below Rs. 1,000 .	435		
		Total—Printing—Originals.....	...	6,647	
	Repairs.	Work (1 in number) the expenditure on which is below Rs. 1,000...	190		
		Total—Printing—Repairs.....	...	190	
		Total—Printing—Originals and Repairs.....	...	...	6,837
		Carried over.....	...	...	4,30,223

D.—PUBLIC WORKS—*continued.*

(45)—Statement of expenditure on works undertaken by the P. W. D. during the year 1077—continued.

Service heads.	Departmental heads.	Names of works.	Out-lay on works.	Total.	Grand Total.
		Brought forward.....	...	...	4,30,223
Marine.	*Originals.*	Works (2 in number) the expenditure on each of which is below Rs. 1,000...	117		
		Total—Marine—Originals.....	...	117	
	Repairs.	Works (3 in number) the expenditure on each of which is below Rs. 1,000...	32		
		Total—Marine—Repairs.....	...	32	
		Total—Marine—Originals and Repairs.....	...	...	149
Miscellaneous.	*Originals.*	Constructing a new building for Public Library ...	22,124		
		Providing iron gates and railings to Public Library ..	1,904		
		Water supply to the Kanagakunnu Palace grounds.	10,758		
		Laying out grounds, Public Library	4,029		
		Special repairs to Roads and Buildings in connection with H. H. the Maha Rajah's visit to Courtallam...	7,945		
		Compensation paid for lands taken for roads and buildings etc. ..	3,506		
		Works (24 in number) the expenditure on each of which is below Rs. 1,000 ...	2,504		
		Total—Miscellaneous—Originals.....	...	52,770	
	Repairs.	Special works in connection with H. E. the Viceroy's visit...	6,105		
		Works (36 in number) the expenditure on each of which is below Rs. 1,000...	5,405		
		Total—Miscellaneous—Repairs.....	...	11,510	
		Total—Miscellaneous—Originals and Repairs...	...	...	64,280
		Grand total of Buildings—Originals and Repairs...	...	...	4,94,652
Communications. Roads.	*Originals.*	Constructing a road from Vellanad to Aryanad ...	1,166		
		Do. a 14′ fair weather road from Singaratóp to Kalady via Iranimuttam Dam...	1,697		
		Metalling the 1st to 15th mile of the road from Trivandrum to Shenkottah...	3,061		
		Improving Ethankad Madam road	2,237		
		Opening a road from Nagercoil to Friday Market..	3,826		
		Improving the road from 16th mile, Shenkottah, to 17th mile, M. C. road...	2,955		
		Restoring manakad to Kalady road	1,525		
		Gravelling the 1st three miles, Shenkottah road...	2,818		
		Improving the drainage of Sreevaraham ...	2,142		
		Improvements to M. C. road, 4th to 9th mile ...	7,285		
		Metalling the very bad portion of the Vellanad road...	1,092		
		Special repairs to roads in connection with H. H. the Maha Rajah's visit to Attengal...	1,523		
		Do. do. do. to Cape ...	7,294		
		Widening the branch road from the road from Kalpalakadavu to Valliathoray, to Sreevaraham tank..	1,109		
		Carried over.....	39,730	...	4,94,652

D.—PUBLIC WORKS—*continued.*

(45)—Statement of expenditure on works undertaken by the P. W. D. during the year 1077—continued.

Service heads.	Departmental heads.	Names of works.	Out-lay on works.	Total.	Grand Total.
			Rs.	Rs.	Rs.
		Brought forward.....	39,730	...	4,94,652
Communications. Roads.	*Originals.*	Improving road from Kayenkulam to 3rd mile Mavelikara, to Thirkunnapuzha via Chettikulangara...	5,946		
		Improving and gravelling the road from Kartigapally to 7th mile Mavelikara, to Thirkunnapuzha via Haripad...	1,338		
		Constructing road from Adur to Sasthankottah ...	1,193		
		Restoration of Quilon—Shenkottah road ...	99,230		
		Improvements to Quilon - Madathura road ...	13,446		
		Improving Shenkottah car street road ...	1,388		
		Do. certain roads in the Quilon town ...	2,782		
		Do. the road from Trivandrum to Shenkottah...	10,737		
		Special repairs to Quilon—Shenkottah road in connection with H. E. the Governor's visit...	1,667		
		Improving Kottayam—Kumili road	57,834		
		Constructing a road from Ponkunnam to Lalam...	3,703		
		Do. masonry works on the road from Kanjirapally to Kunnumbagom...	1,811		
		Improving the road from Ettumanur to Neendur.	1,144		
		Constructing a road from 77th mile, M. C. road, to Kallupara...	1,190		
		Do. High Range road	16,024		
		Do. a road from Kuthattukulam to Ramapuram...	1,895		
		Converting the existing village road from Vaikam to Udayamperur into a cartable road...	5,435		
		Constructing northern out-let road	33,380		
		Works (26 in number) the expenditure on each of which is below Rs. 1,000...	11,172		
		Total—Roads—Originals.....	...	3,11,045	
	Repairs.	Annual repairs to Nagercoil Town roads ...	1,235		
		Do. to Balamore 1st Section ...	2,253		
		Do. to Cape road	2,476		
		Do. to Rajakamangalam road ...	1,220		
		Do. to Veeramangalam do. ...	1,010		
		Do. to Thittivila—Aramboly road...	1,221		
		Do. to Balamore 2nd section ...	2,410		
		Do. to S. M. road, 3rd to 30th mile...	18,208		
		Do. to do. 31st to 51½ do. ...	16,553		
		Maintenance of Trivandrum Town roads ...	23,672		
		Do. of road from 3rd mile to Kottur ...	1,977		
		Do. do. from Balaramapuram to Puvar...	2,216		
		Annual repairs to road from Thiruvallm to Vizhijam...	1,014		
		Do, do. from Nedumangad to Anaparai 2nd section (or Shorlakod) ...	1,257		
		Do. do. Trivandrum to Shenkottah..	6,288		
		Do. do. do. to Quilon ...	3,114		
		Do. do. Wurkalay Barrier roads ...	1,499		
		Do. do. Anad to Kallar ...	1,723		
		Do. do. M. C. road	2,694		
		Maintenance of road from Karakam to Glenelg ...	1,090		
		Carried over.....	93,130	3,11,045	4,94,652

D.—PUBLIC WORKS—*continued.*

(45)—Statement of expenditure on works undertaken by the P. W. D. during the year 1077—continued.

Service heads.	Departmental heads.	Names of works.	Out-lay on works.	Total.	Grand Total.
			Rs.	Rs.	Rs.
		Brought forward.....	93,130	3,11,045	4,94,652
Roads.	*Repairs.*	Maintenance of road from Kallar to Ponmudi ...	2,028		
		Do. do. Palode to Braemore ...	1,424		
		Annual maintenance of Quilon—Shenkottah road...	21,784		
		Do. Kayenkulam—Punalore road...	7,656		
		Do. Trivandrum—Shenkottah road...	3,018		
		Do. Quilon—Madathurai road ...	2,565		
		Do. Main Central road ...	5,905		
		Do. Mavelikara—Pandalam road.	1,097		
		Do. Aiyur to Kulathurpuzha road...	2,952		
		Do. Quilon Town roads ...	2,741		
		Do. Koni to Ranee road ...	1,397		
		Do. road from Trivandrum to Quilon...	1,948		
		Do. of road from Shenkottah to Samburvadakarai ...	1,047		
		Do. Ayur to Ittikara road	2,185		
		Do. Pathanapuram to Konee road ...	1,087		
		Do. Mavelikara to Thirkunnapuzha road	1,125		
		Do. Alleppey Town roads	3,741		
		Maintenance of Pennamanur—Seenikal road ...	1,155		
		Do. of Kottayam—Kanjirapally road, 24th mile ...	4,601		
		Do. Do. 25th to 69th mile ...	16,669		
		Do. of main central road from 76th to 111th mile including Pallam Deviation...	4,201		
		Do. of Kottayam Town roads ...	1,067		
		Do. of Changanacherry to Warur road ...	1,840		
		Do. of M. C. road 103rd mile to Lalam ...	1,018		
		Do. of Cardamom Hill road to Peermade.	1,396		
		Do. of Pambanur, 51st mile, to Manimala Ridge, Cardamom Hill road ...	1,229		
		Do. of M. C. road 112th mile to 131st mile...	2,596		
		Do. of Road from Muvattupuzha to Thodupuzha...	1,166		
		Do. of road from Palakuzha to Thodupuzha	1,281		
		Do. of road from M. C. road, 133rd mile to 155th mile...	1,322		
		Do. of road from Perumpavur to Alwaye..	1,019		
		Do. of Planters' roads from Kothamangalom to Munnar (via) Mangalom...	2,219		
		Do. of road from Munnar to Chinnar ...	1,709		
		Do. of road from Kothamangalom via Neriamangalam to Pallivasal ...	1,145		
		Do. of 37th mile, main southern road, to Colachel via Paracherry ...	2,400		
		Do. Hill side road from Marthandam to Kulasekharam...	1,345		
		Do. Thackalay to Thadikarankonam via Shorlakod ...	1,403		
		Do. Monday market to Puthukadai via Thiruvankod ...	1,115		
		Do. Hill side road from Kulasekharam to Pachipara ...	1,653		
		Do. Kovilore to Kulasekharam ...	1,022		
		Carried over.....	2,11,401	3,11,045	4,94,652

D.—PUBLIC WORKS—*continued.*

(45)—Statement of expenditure on works undertaken by the P. W. D. during the year 1077—continued.

Service heads.	Departmental heads.	Names of works.	Outlay on works.	Total.	Grand Total.
			Rs.	Rs.	Rs.
		Brought forward.....	2,11,401	3,11,045	4,94,652
Roads.	*Repairs.*	Maintenance of road from Monday market to Puthukadai via Karingal ...	1,322		
		Works (309 in number) the expenditure on each of which is below Rs. 1,000 ...	85,043		
		Total—Roads—Repairs.....	...	2,97,766	
		Total—Roads—Originals and Repairs.....	...	...	6,08,811
Traces.	*Originals.*	1 work the expenditure on which is below Rs. 1,000	96		
		Total—Traces—Originals.....	...	96	
	Repairs.	Works (65 in number) the expenditure on each of which is below Rs. 1,000 ...	5,172		
		Total—Traces—Repairs.....	...	5,172	
		Total—Traces—Originals and Repairs.....	...	...	5,268
Ferries.	*Originals.*	Works (13 in number) the expenditure on each of which is below Rs. 1,000 ...	2,367		
		Total—Ferries—Originals.....	...	2,367	
	Repairs.	Maintenance of Ferries in the Quilon Division ...	2,637		
		Do. in the Muvattupuzha Division ...	3,063		
		Works (16 in number) the expenditure on each of which is below Rs. 1,000 ...	2,690		
		Total—Ferries—Repairs.....	...	8,39[illegible]	
		Total—Ferries—Originals and Repairs.....	...	...	10,757
Bridges and Culverts.	*Originals.*	Reconstructing Chelakur Bridge, 24th mile, W. B. Canal...	1,463		
		Constructing Bridge over Karamanai river at Kuvakadai...	9,929		
		Reconstructing the Merchiston Bridge, 28th mile, Kallar to Ponmudi...	4,946		
		Constructing Bridge at Yenady	6,643		
		Do. at Pandalom	23,241		
		Certain improvements to Thodiyil Bridge ...	2,919		
		Constructing Parappar Bridge	6,988		
		Repairing bridges on the 6th, 8th and 10th miles of Pandalam road...	1,565		
		Special repairs to platform Bridges at the 17th and 23rd miles of the Quilon-Shenkottah road..	1,486		
		Renewing Karumadi Bridge	1,067		
		Constructing 3.30 Iron Girder Bridge across Lalam stream...	2,757		
		Renewing the bridges and culverts on M. C. road from 76th mile to 86th mile...	1,448		
		Constructing an arched Bridge, 3rd mile, Lalam—Erattupetta road...	1,079		
		Constructing 59th mile bridge sinclair Periyar crossing...	7,253		
		Carried over.....	72,784	...	11,19,488

D.—PUBLIC WORKS—*continued.*

(45)—Statement of expenditure on works undertaken by the P. W. D. during the year 1077—continued.

Service heads.	Departmental heads.	Names of works.	Outlay on works.	Total	Grand Total.
			Rs.	Rs.	Rs.
		Brought forward.....	72,784	...	11,19,488
Bridges and Culverts.	*Originals.*	Reconstructing the collapsed bridge on the 18th mile of the Kottayam-Kumili road...	1,258		
		Constructing an Arched Bridge on the 5th mile, Ettumanur to Vaikam road...	1,199		
		Constructing 3·30 Iron Girder Bridge at Kandand.	2,500		
		Renewing the Truss Bridge, 7th mile, Palacozha—Poravem road...	7,125		
		Constructing an Iron Girder Bridge over Kothakulangara stream, 153rd mile, M. C. road...	7,284		
		Constructing a bridge over the Chinnar river ...	13,996		
		Works (45 in number) the expenditure on each of which is below Rs. 1,000...	6,685		
		Total—Bridges and Culverts—Originals.....	...	1,12,831	
	Repairs.	Repairs to Oluganacherry Bridge	4,803		
		Works (6 in number) the expenditure on each of which is below Rs. 1,000...	1,456		
		Total—Bridges and Culverts—Repairs.....	...	6,259	
		Total—Bridges & Culverts—Originals & Repairs...	...	...	1,19,090
Canals and Back-waters	*Originals.*	Extending canal from Kalpalakadavu to Thiruvellam...	7,635		
		Clearing silt from the 37th to the 41st mile, Quilon canal...	1,292		
		Improving the canal from Alleppey to Changanacherry...	4,901		
		Works (14 in number) the expenditure on each of which is below Rs. 1,000...	5,466		
		Total—Canals and Backwaters – Originals.....	...	19,294	
	Repairs.	Maintenance of Trivandrum canal, 1st to 11th mile.	2,159		
		Do. Wurkalay Barrier canal ...	2,477		
		Do. Groynes at Wurkalay ...	3,223		
		Do. Trivandrum to Shoranore (Section Nallatil to Alleppey)...	4,208		
		Works (28 in number) the expenditure on each of which is below Rs. 1,000 .	6,063		
		Total—Canals and Backwaters—Repairs.....	...	18,730	
		Total—Canals & Backwaters—Originals & Repairs.	...	...	38,024
Lighting.	*Originals.*	Works (9 in number) the expenditure on each of which is below Rs. 1,000...	1,253		
		Total—Lighting—Originals.....	...	1,253	
	Repairs.	Lighting canals and backwaters in the Quilon Division...	2,242		
		Do. street lamps, Gas Lights, Trivandrum ...	7,079		
		Maintenance of Gas works	4,655		
		Carried over.....	13,976	1,253	12,76,602

D.—PUBLIC WORKS—*concluded.*

(45)—Statement of expenditure on works undertaken by the P. W. D. during the year 1077—concluded.

Service heads.	Departmental heads.	Names of works.	Outlay on works.	Total.	Grand Total.
			Rs.	Rs.	Rs.
		Brought forward.....	13,976	1,253	12,76,602
		Works (9 in number) the expenditure on each of which is below Rs. 1,000...	3,680		
		Total—Lighting—Repairs.....	...	17,656	
		Total—Lighting—Originals and Repairs.....	...	...	18,909
		Grand Total—Communications—Originals and Repairs.....	...	...	(8,00,859)
Miscellaneous Public Improvements.	*Originals.*	Constructing surplus weir to the Vikramapandia kolam...	1,034		
		Do. a landing stage at Kottimatha, Kottayam...	2,802		
		Do. an outlet drain for Vaikam tank ...	1,938		
		Works (14 in number) the expenditure on each of which is below Rs. 1,000...	4,066		
		Total—Miscellaneous Public Improvements—Originals.....	...	9,840	
	Repairs.	Flood damages in Trivandrum Town... ...	2,337		
		Works (14 in number) the expenditure on each of which is below Rs. 1,000...	1,521		
		Total—Miscellaneous Public Improvements—Repairs.....	...	3,858	
		Total—Miscellaneous Public Improvements Originals and Repairs...	...	...	13,698
Irrigation.	*Originals.*	Closing breaches in Palayar above Kumary dam...	2,098		
		Retiring Parur Reclamation Bund	13,234		
		Kotayar Irrigation Project works	3,29,222		
		Repairing Maykod Aqueduct	2,535		
		Works (17 in number) the expenditure on each of which is below Rs. 1,000...	3,918		
		Total—Irrigation—Originals.....	...	3,51,007	
	Repairs.	Maintenance of Ananthanar	1,661		
		Do. of N. Puthanar	2,394		
		Do. of Palayar	2,938		
		Repairs to Kotayar 2nd Section channel ...	1,077		
		Do. Padmanaphapuram Puthanar channel...	1,960		
		Closing the breach at the 2nd mile, Eraniel to Muttam road...	1,487		
		Works (43 in number) the expenditure on each of which is below Rs. 1,000...	6,976		
		Total—Irrigation—Repairs.....	...	18,493	
		Total—Irrigation—Originals and Repairs.....	...	...	3,69,500
		Grand Total.....	...	...	16,78,709

CHAPTER V.—REVENUE AND FINANCE.

REVENUE AND FINANCE.

(46)—Receipts of the Salt Department.

Items.	1076	1077
	Rupees.	Rupees.
Salt sales	20.74,642	20,93,397
Malvarasanjayam	37,534	20,469
Duty recovered for deficiency discovered on landing foreign salt...	46,669	29,619
Penalty for default in the import of foreign salt	...	...
Value of old gunny bags sold &c.	812	107
Miscellaneous revenue	679	570
Total.....	21,60,336	21,44,162

(47)—Disbursements of the Salt Department.

Items.	1076	1077
	Rupees.	Rupees.
Cost price of home-made salt	55,904	45,944
Do. of foreign salt	2,33,654	2,63,478
Charges of import	77,090	66,796
Cost of establishment	51,011	50,428
Cost of twine and gunny bags	10,016	...
Contingent expenses	13,020	7,968
Total.....	4,40,695	4,34,614

ABKARI.

(48)—Statement showing Still-head charge and duty during the years 1076 and 1077 M. E.

Kind of Liquor.	Strength.	1076						1077					
		Still-head charge.			Duty.			Still-head charge.			Duty.		
		Rs.	As.	P.	Rs.	As.	P.	Rs.	As.	P.	Rs.	As.	P.
Toddy Arrack.	20° under proof ...	2	5	...	1	1	3	2	5	...	1	1	3
	30° „ ...	2	...	...	...	14	9	2	...	...	...	14	9
	60° „ ..	1	3	...	...	7	...	1	3	...	...	7	...
Jaggery Arrack.	20° „ ...	2	3	...	1	6	...	2	3	...	1	6	...
	30° „ ...	1	13	...	1	3	...	1	13	...	1	3	...
	45° „ ..	1	7	...	...	15	...	1	7	...	...	15	...
	60° „ ...	1	1	...	...	10	...	1	1	...	...	10	...

REVENUE AND FINANCE.

(49)—Statement shewing the receipts and disbursements on account of stamps during the year 1077 M. E.

RECEIPTS.	Rupees.	As.	P.
Sale proceeds of stamps	3,99,650	7	...
Fees for adjudication under section 28	15	...	...
Duty realised under section 29 by Division Peishcars ...	9	8	...
Insufficient duty realised by Registrars and other officers entitled to take evidence under sections 31 and 34...	559	3	...
Penalty levied under sections 31 and 34	2,789	11	...
Stamp duty realised under section 35	38	8	...
Insufficient duty realised under sections 46 and 47	10	...	...
Penalty levied under sections 46 and 47	50	...	...
Stamps affixed to Bills of lading &c.	725	...	...
Do. do. to Policies of Insurance	1,158	11	...
Do. do. to instruments executed out of Travancore	240	6	...
Do. do. to unexecuted instruments presented by parties... ...	1,898	...	...
Do. do. to Abkari and other agreements	3,839	10	...
Do. do. to licensed vendors' agreements	87	...	...
Amount realised by sale of tin boxes	15	12	...
Do. do. by sale of blank books to licensed vendors	70	13	2
Do. do. by fines inflicted on do.	13	6	7
Do. do. on account of discount &c. paid in excess	2	5	10
Total.....	4,11,173	5	7

DISBURSEMENTS.	Rupees.	As.	P.
Cost of Establishment	12,169	9	5
Discount paid to licensed vendors	4,609	2	9
Refund of stamp duty and penalty... ...	996	15	...
Cost of making and repairing dies	1,122	13	9
Cost of charges including the price of tin boxes.	421	6	9
Sundries	117	14	3
Total.....	19,437	13	11

(50) *Dr.* *Account current of Receipts and Disbursements of the Travancore State for the year 1077 M. E. (1901—1902 A. D.)* *Cr.*

No.		Rupees.	Rupees.
	Balance as per last year's account.	... ...	1,02,07,332
	SERVICE HEADS.		
I	Land Revenue	23,04,880	
II	Salt	21,44,162	
III	Stamps	4,11,174	
IV	Abkari and Opium	7,55,234	
V	Customs	7,13,429	
VI	Tobacco	10,62,715	
VII	Cardamom	1,13,745	
VIII	Forests	5,72,580	
IX	Registration	2,72,261	
X	Devaswom or Religious Institutions	56,206	
XI	Oottupurahs or charitable do.	38,690	
XII	Post Office	68,375	
XIII	Mint	24,650	
XIV	Law and Justice	6,37,029	
XV	Jails	7,343	
XVI	Police	4,364	
XVII	Marine	29,023	
XVIII	Education, Science and Art	1,21,045	
XIX	Medical	1,891	
XX	Nayar Troops	1,063	
XXI	Elephant and Horse Establishments	14,581	
XXII	Public Works	54,433	
XXIII	Stationery and Printing	2,675	
XXIV	Interest	2,81,938	
XXV	Mining (Plumbago)	5,466	
XXVI	Viruthy Service Fund	1,11,810	
XXVII	Miscellaneous	1,80,572	
			99,91,334
	Debt Heads	... ...	2,49,325
	Grand Total.....	... ...	2,04,47,991

No.	SERVICE HEADS.	Rupees.	Rupees.
1	Devaswom or Religious Institutions	7,32,260	
2	Oottupurahs or Charitable do.	4,29,251	
3	The Palace	6,14,283	
4	General Administration	1,82,748	
5	Land Revenue	3,64,936	
6	Revenue Survey and Settlement	2,88,586	
7	Salt	4,34,614	
8	Stamps	19,438	
9	Abkari and Opium	32,964	
10	Customs	29,015	
11	Tobacco	45,651	
12	Cardamom	37,547	
13	Forests	4,47,326	
14	Registration	1,03,659	
15	Post Office	87,381	
16	Mint	8,406	
17	Law and Justice	5,22,133	
18	Jails	57,992	
19	Police...	2,28,297	
20	Marine	25,708	
21	Education, Science and Art	5,66,587	
22	Medical	2,55,816	
23	Sanitation, Vaccination and Vital Statistics	1,18,849	
24	Nayar Troops	1,82,673	
25	Elephant and Horse Establishments	1,21,151	
26	Superannuation Pensions	3,11,310	
27	Public Works	26,25,002	
28	Stationery and Printing	1,58,983	
29	Minor Departments	64,311	
30	Subsidy to the British Indian Government	8,10,652	
31	Miscellaneous	2,09,463	
32	Census	15,772	
33	Interest on the outlay on the Travancore branch of the Tinnevelly-Quilon Railway.	58,013	
34	Anniversary of the demise of His Highness the First Prince	6,223	
	Do. do. the Eliah Rajah	6,922	
	Do. do. of Her Highness the Senior Ranee	24,160	
	His Highness the Maha Rajah's tour to Delhi	30,325	
	Total..... ..	...	1,02,58,407
	Debt Heads	...	2,50,807
	Grand Total.....	...	1,05,09,214
	Balance to be carried to next year's account	...	99,38,777
	Total.....	...	2,04,47,991
	In Cash	19,85,435	
	Promissory Notes	68,53,334	
	Goods	9,71,271	
	Investments in fixed deposit with Messrs Arbuthnot & Co. and the Cochin Bank ...	1,28,737	
	Total.....	99,38,777	

CHAPTER VI.—VITAL STATISTICS, VACCINATION AND MEDICAL SERVICES.

A.—VITAL STATISTICS.

(51)—Statement showing the births registered in each of the Taluks of Travancore during the year 1077 M. E.

1	2	3	4			5			6			7	8	9
Serial Number.	Division.	Taluks.	Population according to Census of 1901.			Number of Births registered.			Ratio of births per 1,000 of population.			Number of males born to every hundred of females born.	Excess of births over deaths per 1,000 of population.	Excess of deaths over births per 1,000 of population.
			Male.	Female.	Total.	Male.	Female.	Total.	Male.	Female.	Total.			
1	Padmanabhapuram.	Tovala	15,679	16,731	32,410	257	244	501	16·39	14·56	15·45	106·32	...	3·67
2		Agastisvaram ...	45,277	48,236	93,513	686	699	1,385	15·15	14·49	14·81	98·14	...	·40
3		Kraniel	55,098	55,063	1,10,161	945	853	1,798	17·15	15·49	16·32	110·78	1·13	
4		Kalkulam ..	34,990	35,257	70,247	717	653	1,370	20·49	18·52	19·50	109·80	...	·17
5		Vilavankode ...	40,693	38,891	79,584	786	740	1,526	19·31	19·02	19·17	106·21	...	6·73
6	Trivandrum.	Neyattinkara ...	71,614	68,338	1,39,252	1,534	1,497	3,031	21·42	21·90	21·65	102·47	·93	...
7		Trivandrum ...	67,992	66,204	1,34,196	1,267	1,258	2,525	18·63	19·001	18·74	100·71	...	2·66
8		Nedumangad ...	34,396	33,375	67,771	793	904	1,697	23·05	27·08	25·04	87·72	4·55	...
9		Sherayinkil ...	55,381	57,442	1,12,823	1,674	1,667	3,341	30·22	29·02	29·61	100·41	12·22	...
10	Quilon.	Kottarakara ..	38,834	38,231	77,065	716	715	1,431	18·43	18·70	18.56	100·13	4·33	...
11		Pathanapuram ..	26,018	23,557	49,575	364	308	672	13·99	13·07	13·55	118·18	2·00	...
12		Shencottah ...	19,672	19,298	38,970	314	236	550	15·96	12·22	14·11	133·05	..	·05
13		Quilon ...	65,165	64,493	1,29,658	1,292	1,185	2,477	19·82	18·36	19·10	109·02	6·05	...
14		Kunnathur ...	41,178	40,836	82,014	752	784	1,536	18·26	19·19	18·72	95·91	4·17	.
15		Karunagappalli ...	61,009	63,213	1,24,312	708	689	1,397	11·58	10·89	11·23	102·75	...	5·11
16		Karthikapalli ...	47,604	49,151	96,755	950	804	1,754	19·95	16·35	18·12	118·15	...	3·13
17		Mavelikara ...	58,295	58,246	1,16,541	592	597	1,189	10·15	10·24	10·20	99·16	...	·44
18		Chengannur ...	55,351	53,149	1,08,540	937	882	1,819	16·91	16·59	16·75	106·20	3·27	...
19		Tiruvalla ...	72,686	68,240	1,40,926	1,443	1,320	2,763	19·85	19·34	19·60	109·31	1·67	..
20		Ambalapuzha ...	53,549	52,378	1,05,927	1,203	1,231	2,434	22·46	23·50	22·97	93·66	...	3·03
21	Kottayam.	Sherthallai ..	70,219	70,669	1,40,888	1,225	1,261	2,486	17·44	17·84	17·64	97·11	...	6·89
22		Vaikam	48,224	46,497	94,721	900	789	1,689	18·66	16.96	17·83	114·06	1·89	...
23		Ettumanur ..	48,323	46,546	94,869	662	636	1,298	13·69	13·06	13·68	104·08	2·52	...
24		Kottayam ...	48,578	45,749	94,327	740	737	1,477	15·23	16·10	15.65	100·40	·12	...
25		Changanachery ...	61,073	54,823	1,15,896	995	932	1,927	16·29	17·00	16.62	106·75	1·51	...
26		Minachil ...	36,248	34,458	70,706	817	782	1,599	22·53	22·60	22.61	104·47	8·51	..
27		Muvattupuzha ...	64,491	63,230	1,27,721	1,152	1,079	2,231	16·73	17·06	17·46	106·76	3·69	..
28		Thodupuzha ..	16,462	16,109	32,571	191	177	368	11·60	10·98	11·29	107·90	2·21	..
29		Kunnatnad ...	62,490	62,484	1,24,974	1,164	1,280	2,444	18·62	20·48	19·55	90·98	3·78	...
30		Alangad ...	37,272	36,628	73,900	668	760	1,428	17·92	20·74	19·32	87·89	2·40	...
31		Parur	36,174	34,470	70,644	566	515	1,081	15·64	14·94	15·30	109·90	2·06	...
		Total.....	14,00,165	14,61,992	29,52,157	27,010	26,214	53,224	18·12	17·93	18·02	103·03	1·11	...

Lithographed in Survey Office Trivandram $\frac{1902}{1078}$

1077

Diagram shewing the Birth rate

IN EACH REGISTRATION CIRCLE

(BIRTHS WITHIN T.I.C TOWNS JAILS & MEDICAL INSTITUTIONS BEING BROUGHT UNDER THEIR RESPECTIVE PROVERTHIES)

IN

TRAVANCORE

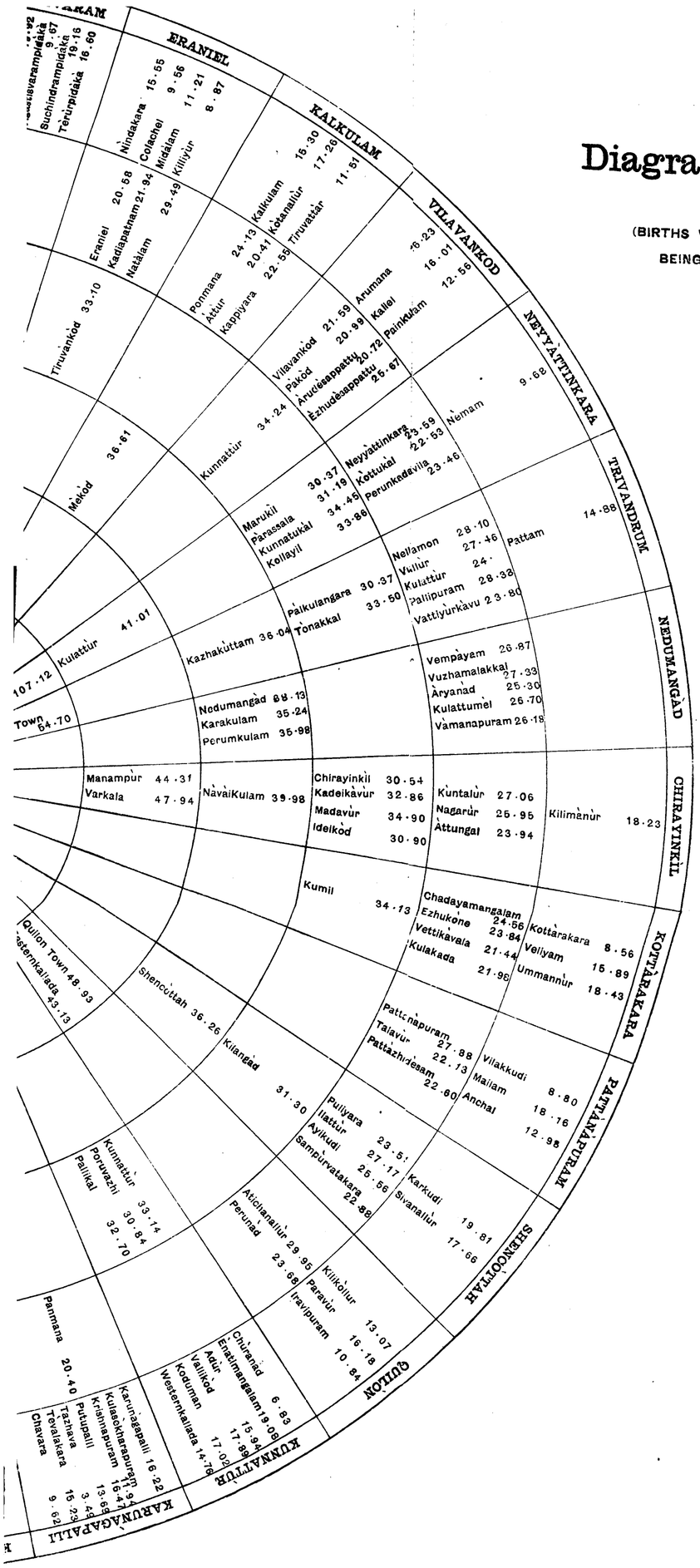

B. Krishna Rao

Ag: Sanitary Commissioner Travancore

A.—VITAL STATISTICS—*continued.*

(53)—Detailed statement of Births and Deaths registered in each Taluk of Travancore for the year 1077 M. E.

1	2	3	4	5	6			7		8			9	10										11
Serial Number.	Division.	Taluks.	Area in square miles.	Average population per square mile as per Census of 1891.	Population according to Census of 1901.			Births.		Number of deaths registered.			Number of deaths of males to every hundred deaths of females.	Ratio of deaths per 1,000 of population.										Remarks.
					Male.	Female.	Total.	Total No.	Ratio of births per 1,000 of population.	Male.	Female.	Total.		Small-pox.	Fevers.	Anæmia.	Cholera.	Dysentery and Diarrhœa.	Injuries.	All other causes.	All causes. Male.	All causes. Female.	All causes. Total.	
1	Peimana-bhapuram.	Tovala	121	245·87	15,679	16,731	32,410	501	15·45	290	330	620	87·87	1·17	6·81	·18	5·58	2·53	·06	2·77	18·49	19·72	19·12	
2		Agastiswaram	97	890·39	45,377	48,236	93,613	1,385	14·81	753	670	1,423	112·38	2·86	3·44	·11	2·06	2·13	·17	4·28	16·63	13·80	15·21	
3		Eraniel	142	740·12	55,098	55,063	1,10,161	1,798	16·32	1,013	661	1,674	153·25	5·97	6·19	·08	·38	·33	·12	2·20	18·28	12·00	15·19	
4		Lalkulam	142	418·83	34,990	35,257	70,247	1,370	19·50	776	606	1,382	128·05	4·65	7·65	·19	·08	·95	·20	4·01	22·17	17·18	19·67	
5		Vilavankode	146	469·32	40,683	38,901	79,584	1,526	19·17	1,124	938	2,062	119·82	17·60	3·06	·02	·30	·59	·12	3·50	27·02	24·11	25·90	
6	Trivan-drum.	Neyyattinkara	213	519·97	71,614	65,338	1,36,952	3,011	21·65	1,676	1,227	2,903	136·59	8·84	5·89	·22	·09	·38	·17	5·11	23·40	17·95	20·72	
7		Trivandrum	99	1130·68	67,092	69,204	1,36,296	2,525	18·74	1,545	1,328	2,873	116·34	5·93	2·72	·86	·14	1·51	·11	10·11	22·72	22·05	21·40	
8		Nedumangad	340	163·22	34,396	33,375	67,771	1,097	25·04	725	664	1,389	109·18	3·54	8·66	·16	·01	·94	·26	6·90	21·07	19·89	20·40	
9		Chirayinkil	143	685·27	55,381	57,442	1,12,823	3,341	29·61	1,110	859	1,969	129·22	2·36	5·17	·64	·14	·73	·23	8·14	20·04	14·95	17·39	
10	Quilon.	Kottarakara	234	305·62	38,834	38,231	77,065	1,431	18·56	598	510	1,099	114·90	·55	5·47	·54	·07	1·64	·46	5·44	15·08	13·33	14·23	
11		Pathanapuram	409	98·61	26,018	23,557	49,575	672	13·55	338	235	573	143·82	·80	3·77	·40	·42	1·08	·42	4·63	12·99	9·97	11·55	
12		Shencottah	65	493·66	19,072	19,298	38,370	550	14·11	332	220	552	150·90	·05	5·67	·15	3·18	1·09	·35	3·05	16·87	11·40	14·16	
13		Quilon	154	791·78	65,165	64,493	1,29,658	2,477	19·10	954	739	1,693	129·06	·88	2·90	1·06	·52	1·79	·21	5·66	14·63	11·45	13·05	
14		Kunnattur	185	397·45	41,178	40,836	82,014	1,536	18·72	715	475	1,194	149·26	1·59	3·24	1·31	·39	2·52	·14	5·31	17·36	11·72	14·55	
15		Karunagapalli	89	1222·76	61,060	63,213	1,24,312	1,397	11·23	1,120	915	2,035	122·40	7·93	·99	·11	1·06	1·30	·13	4·21	18·04	14·50	16·34	
16		Kartigapalli	70	1313·57	47,004	49,151	96,755	1,764	18·12	1,146	911	2,057	125·79	5·74	1·15	1·10	1·92	4·55	·29	6·37	24·07	18·53	21·25	
17		Mavelikara	1,104	109·74	58,295	58,245	1,16,540	1,189	10·20	726	514	1,240	141·24	2·23	·89	·01	·94	1·30	·96	4·30	12·45	8·82	10·64	
18		Chengannur			55,391	53,149	1,08,540	1,819	16·75	808	656	1,464	123·17	2·69	2·06	·92	1·54	1·30	·18	4·80	14·58	12·34	13·48	
19		Tiruvalla	125	977·13	72,686	68,240	1,40,926	2,763	19·60	1,436	1,091	2,527	131·62	4·97	1·83	1·28	1·43	1·77	·37	6·25	19·75	15·98	17·93	
20		Ampalapuzha	121	783·01	53,549	52,378	1,05,927	2,434	22·97	1,492	1,263	2,755	118·13	9·78	1·65	·95	1·50	4·46	·35	7·28	27·86	24·11	26·008	
21	Kottayam.	Shertalla	129	90·00	70,219	70,669	1,40,888	2,496	17·64	1,005	1,552	3,457	122·74	12·08	2·21	·01	·33	3·48	·13	5·67	27·12	21·96	24·53	
22		Vaikam	88	916·22	48,224	46,497	94,721	1,680	17·83	872	638	1,510	136·67	2·97	2·31	·06	·22	2·02	·26	7·17	18·08	13·72	15·94	
23		Ettumanur	140	577·30	48,323	46,546	94,869	1,298	13·68	599	460	1,059	130·21	2·50	1·84	·23	·21	1·71	·22	4·23	12·39	9·88	11·16	
24		Kottayam	117	524·44	48,578	45,749	94,327	1,477	15·65	798	669	1,467	118·98	1·85	3·02	·96	1·06	1·87	·15	5·60	16·38	14·62	15·53	
25		Ettumanachery and hills ...	269	287·39	61,073	54,823	1,15,896	1,937	16·62	1,034	718	1,752	144·01	1·44	3·54	·81	·74	2·30	·19	5·98	16·93	13·09	15·11	
26		Manachil	312	192·23	36,248	34,458	70,706	1,590	22·61	567	430	997	131·86	·50	5·40	·28	·14	1·54	·43	7·05	15·64	12·47	14·10	
27		Meenachil	516	199·62	64,491	63,230	1,27,721	2,231	17·46	1,002	770	1,772	130·12	·23	6·06	·18	·18	1·75	·28	5·16	15·53	12·17	13·87	
28		Teekoy	612	41·17	16,462	16,109	32,571	368	11·29	166	130	296	127·69	·18	2·76	·12	·09	2·24	·21	3·46	10·08	8·07	9·08	
29		Kunnathnad	221	516·05	62,490	62,484	1,24,974	2,444	19·55	1,114	858	1,972	129·83	1·16	6·57	·31	·40	·99	·32	6·01	17·82	13·73	15·77	
30		Alengad	208	341·14	37,272	36,628	73,900	1,428	19·32	682	569	1,251	119·82	5·10	4·33	·25	·74	·58	·23	5·68	18·29	15·53	16·92	
31		Parur	47	1261·23	36,174	34,470	70,644	1,081	15·30	506	430	936	117·67	4·64	3·36	·33	·39	·94	·11	4·44	13·98	12·47	13·24	
		Total	6,730	380·05	14,90,165	14,61,992	29,52,157	53,224	18·02	27,908	22,040	49,948	126·62	4.36	3·67	·59	·77	1·72	·23	5·54	18·72	15·07	16·91	

A.—VITAL STATISTICS—*continued.*

(54)—Deaths registered in the Taluks of Travancore during each month of the year 1077 M. E.

1	2	3	4	5	6	7	8	9	10	11	12	13	14	15	16	17
Serial No.	Division.	Taluks.	Avany.	Purattasi.	Alpasi.	Kartigai.	Margali.	Thye.	Mausi.	Panguni.	Chittarai.	Vaikasi.	Aani.	Audi.	Total deaths registered during the year.	Remarks.
1	Trivandrum.	Tovala	42	37	25	41	64	46	128	49	50	40	48	48	620	
2		Agastisvaram	59	70	58	84	174	142	129	167	209	133	84	114	1,423	
3		Eraniel	79	92	74	115	142	135	205	165	222	158	141	146	1,674	
4		Kalkulam	93	77	83	134	124	93	123	159	124	120	131	171	1,382	
5		Vilavankode	66	67	79	82	128	133	319	382	253	183	207	163	2,062	
6		Neyyattinkara	156	163	133	170	215	286	376	395	319	245	212	233	2,903	
7		Trivandrum	163	179	202	207	236	281	369	385	300	233	167	152	2,873	
8		Nedumangad	100	128	113	114	122	111	141	128	108	117	109	98	1,389	
9		Chirayinkil	135	143	159	180	154	179	189	164	151	152	165	198	1,969	
10	Quilon.	Kottarakara	78	101	101	106	87	75	94	81	97	81	84	111	1,096	
11		Pattanapuram	42	54	49	65	49	46	55	46	41	38	52	36	573	
12		Shencottah	22	26	26	41	85	151	53	39	31	20	23	35	552	
13		Quilon	149	155	155	130	169	154	141	128	117	109	127	159	1,693	
14		Kunnattur	97	104	104	92	100	86	113	108	98	96	97	99	1,194	
15		Karunagapalli	100	77	72	151	199	251	381	286	164	148	101	105	2,035	
16		Karthikapalli	131	113	153	161	214	214	269	211	139	162	131	159	2,057	
17		Mavelikara	120	78	72	112	106	111	154	76	92	150	71	98	1,240	
18		Chengannoor	93	99	106	85	106	188	195	135	102	122	122	111	1,464	
19		Tiruvalla	160	178	160	184	236	230	322	296	177	192	195	197	2,527	
20		Ambalapuzha	180	197	199	210	385	394	396	244	182	112	125	131	2,755	
21	Kottayam.	Shertalla	211	243	262	266	337	339	333	310	236	258	354	308	3,457	
22		Vaikam	134	116	122	107	163	118	137	102	75	137	148	151	1,510	
23		Ettumanur	93	73	75	124	98	99	96	80	74	95	86	66	1,059	
24		Kottayam	87	121	118	167	182	147	109	111	99	98	106	120	1,465	
25		Changanachery	114	101	108	201	164	165	175	153	157	150	132	132	1,752	
26		Minachil	93	74	76	91	99	97	115	68	66	71	71	76	997	
27		Muvattupuzha	161	133	147	131	183	109	168	134	91	195	161	159	1,772	
28		Todupuzha	25	18	39	37	19	20	19	17	15	41	22	24	296	
29		Kunnatnad	162	161	150	168	142	181	168	164	151	171	151	203	1,972	
30		Alangad	80	115	82	82	85	97	157	143	121	93	99	97	1,251	
31		Parur	54	50	51	104	75	74	143	115	60	45	87	78	936	
		Total.....	3,279	3,343	3,353	3,942	4,642	4,751	5,772	5,041	4,121	3,967	3,809	3,928	49,948	

A.—VITAL STATISTICS—*continued.*

(56) Deaths registered according to age in the taluqs of Travancore during the year 1077 M. E.

1	2	3	4		5		6		7		8		9		10		11		12		13		14		15
Serial Number.	Division.	Taluqs.	Under one year.		1 to 4		5 to 9		10 to 14		15 to 19		20 to 29		30 to 39		40 to 49		50 to 59		Sixty and upwards		Total.		Grand total.
			Male.	Female.	Male.	Female.	Male.	Female.	Male.	Female.	Male.	Female.	Male.	Female.	Male.	Female.	Male.	Female.	Male.	Female.	Male.	Female.	Male.	Female.	
1	Padmanabhapuram...	Tovala	10	5	32	42	22	21	15	11	15	14	35	47	36	32	42	40	24	33	59	85	290	330	620
2		Agastisvaram ...	37	31	153	145	58	55	50	31	32	31	78	69	72	70	68	59	65	44	140	135	753	670	1,423
3		Eraniel	14	14	180	117	198	93	66	86	46	31	94	75	114	54	121	61	55	51	125	129	1,013	661	1,674
4		Kalkulam ..	35	23	92	71	92	50	45	24	41	32	70	72	80	65	108	63	73	60	140	146	776	606	1,382
5		Vilavankode ..	52	22	179	141	127	110	70	66	53	46	157	161	127	118	139	89	64	63	156	122	1,124	938	2,062
6	Trivandrum ...	Neyyattinkara ..	80	73	163	83	112	61	52	37	72	72	195	157	241	183	255	156	172	128	334	277	1,676	1,227	2,903
7		Trivandrum ...	86	82	184	141	100	81	41	47	70	55	203	197	207	153	206	150	144	98	304	321	1,545	1,325	2,873
8		Nedumangad ...	39	34	88	83	31	29	22	23	26	20	87	69	88	88	80	68	79	64	185	186	725	664	1,389
9		Chirayinkil ...	129	93	128	81	75	41	55	23	31	35	113	93	116	87	107	71	102	72	254	263	1,110	859	1,969
10	Quilon ...	Kottarakara ...	28	15	75	63	39	41	38	28	17	18	62	53	61	49	65	47	46	42	155	154	586	510	1,096
11		Pattanapuram ...	21	11	38	19	36	19	10	10	16	11	23	25	39	29	47	17	28	9	80	85	338	235	573
12		Shencottah ...	20	13	45	31	26	18	9	6	10	13	33	30	42	33	49	14	40	17	58	45	332	220	552
13		Quilon	29	19	150	119	73	54	31	21	26	26	112	85	123	78	126	68	85	62	208	207	954	739	1,693
14		Kunnattur ...	40	38	106	53	58	33	20	8	29	12	57	40	82	45	87	55	70	26	166	159	715	479	1,194
15		Karunagapalli ..	31	14	81	56	97	57	51	43	37	29	166	119	206	148	150	152	115	106	186	191	1,120	915	2,035
16		Kartikapalli ...	21	24	126	89	68	58	33	37	51	31	184	131	173	114	157	113	113	90	220	224	1,146	911	2,057
17		Mavelikara ...	16	20	64	39	24	30	19	14	19	20	82	58	76	71	154	62	97	58	175	142	726	514	1,240
18		Chengannur ..	34	24	80	62	54	42	34	24	28	27	114	101	81	90	116	69	69	58	198	150	808	656	1,464
19		Tiruvalla ...	61	48	128	107	115	79	50	46	66	46	191	153	215	148	174	112	157	79	279	273	1,436	1,091	2,527
20		Ambalapuzha ...	44	45	205	188	127	106	56	49	47	60	170	158	195	144	161	121	146	89	341	303	1,492	1,263	2,755
21	Kottayam ...	Shertallay ...	23	25	192	208	145	106	65	49	102	74	322	234	336	229	329	243	138	128	253	256	1,905	1,552	3,457
22		Vaikam	30	19	107	85	57	41	29	19	30	23	105	72	123	80	107	82	90	58	194	159	872	638	1,510
23		Ettumanur ..	21	16	53	43	35	24	14	11	14	21	57	50	84	49	94	64	78	45	149	137	599	460	1,059
24		Kottayam ..	19	21	97	71	66	70	33	31	24	23	93	75	100	63	97	69	85	68	182	178	796	669	1,465
25		Changanachery ...	16	11	208	145	113	69	38	19	41	26	90	71	81	61	91	67	85	62	271	187	1,034	718	1,752
26	Kottayam ...	Minachil... ...	31	29	60	52	39	35	29	6	21	18	43	52	44	39	91	37	54	25	155	137	567	430	997
27		Muvattupuzha ...	27	23	191	124	128	79	46	31	26	29	85	73	89	67	86	70	94	65	230	209	1,002	770	1,772
28		Todupuzha ...	9	6	22	22	15	17	4	1	6	3	18	14	20	21	16	7	14	9	42	30	166	130	296
29		Kunnattnad ...	63	46	245	187	105	74	44	37	29	27	103	79	114	67	115	83	76	54	220	204	1,114	858	1,972
30		Alangad ...	27	27	113	82	51	56	26	33	27	25	74	54	71	64	75	55	62	57	156	116	682	569	1,251
31		Parur	6	12	43	29	46	36	41	32	17	28	68	63	81	59	69	52	44	35	91	84	506	430	936
		Total.....	1,090	883	3,628	2,778	2,332	1,685	1,136	863	1,069	926	3,284	2,730	3,517	2,607	3,582	2,416	2,564	1,868	5,706	5,294	27,908	22,040	49,948

Lithographed in Survey Office Trivandrum 1902/1078

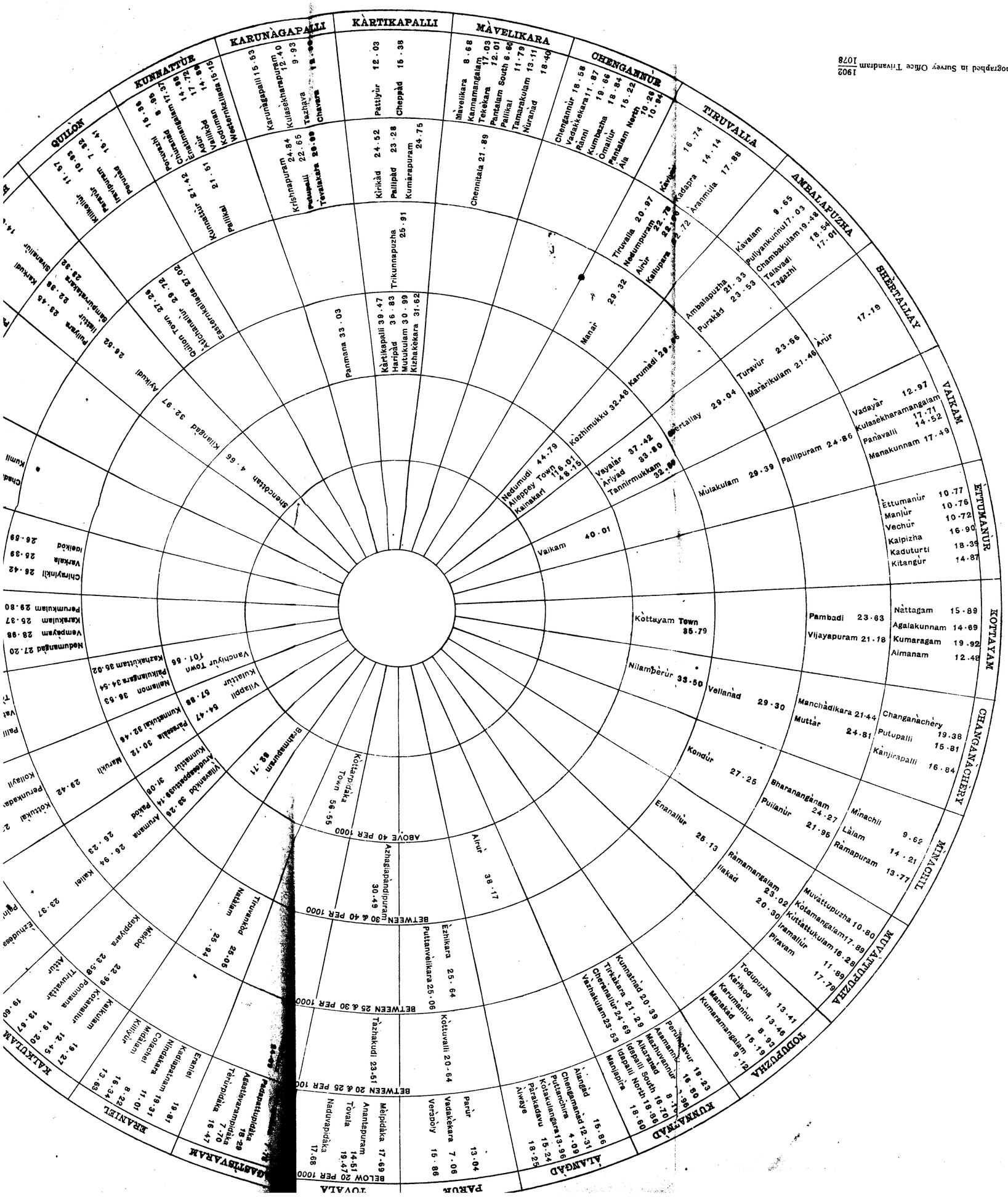

A.—VITAL STATISTICS—*continued.*

(57)—*Deaths registered according to classes in the taluks of Travancore during the year 1077 M. E.*

1	2	3	4				5				6				7
Serial Number.	Division.	Taluks.	Population according to census of 1891.				Number of deaths Registered.				Ratio of deaths per 1,000 of population.				Remarks.
			Hindus.	Mahomedans.	Christians.	Total.	Hindus.	Mahomedans.	Christians.	Total.	Hindus.	Mahomedans.	Christians.	Total.	
1	Padmanabhapuram.	Tovala	26,822	1,184	1,745	29,751	589	27	4	620	21·95	22·80	2·29	20·83	
		Agastiswaram	68,634	3,387	15,220	87,241	1,282	100	41	1,423	18·67	29·52	2·69	16·31	
		Eraniel	74,383	4,065	26,650	1,05,098	1,607	55	12	1,674	21·60	13·53	·45	15·92	
		Kalkulam	47,117	2,420	9,937	59,474	1,296	49	37	1,382	27·50	20·24	3·72	23·23	
5		Vilavancode	56,718	2,087	9,716	68,521	1,986	75	1	2,062	35·01	35·93	·10	30·09	
	Trivandrum.	Neyyattinkara	93,618	5,143	11,994	1,10,755	2,726	153	24	2,903	29·11	29·74	2·001	26·21	
		Trivandrum	93,468	9,506	8,963	1,11,938	2,409	283	181	2,873	25·77	29·77	20·19	25·66	
		Nedumangad	50,766	3,308	1,423	55,497	1,269	115	5	1,389	24·99	34·76	3·51	25·02	
		Chirayinkil	83,105	13,050	1,840	97,995	1,657	281	31	1,969	19·93	21·53	16·84	20·09	
10	Quilon.	Kottarakara	57,393	4,550	9,574	71,517	956	59	81	1,096	16·65	12·96	8·46	15·32	
		Pattanapuram	31,453	4,169	3,825	39,447	479	52	42	573	15·22	12·47	10·98	14·52	
		Shencottah	30,033	1,611	444	32,088	535	16	1	552	17·81	9·93	2·25	17·20	
		Quilon	90,737	13,650	17,538	1,21,925	1,297	140	256	1,693	14·29	10·25	14·59	13·88	
15		Kunnattur	61,948	2,759	8,822	73,529	1,046	29	119	1,194	16·88	10·51	13·48	16·23	
		Karunagapalli	86,968	13,061	8,797	1,08,826	1,592	344	99	2,035	18·30	26·33	11·25	18·69	
		Kartigapalli	76,849	7,075	8,027	91,950	1,749	175	133	2,057	22·75	24·73	16·56	22·37	
		Mavelikara	85,000	4,134	14,485	1,03,619	996	66	178	1,240	11·71	15·96	12·28	11·96	
		Chenganur	65,795	2,843	25,322	93,960	981	74	409	1,464	14·90	26·02	16·13	15·58	
20		Thiruvella	77,711	2,175	42,256	1,22,142	1,671	62	794	2,527	21·50	28·50	18·79	20·68	
		Ambalapuzha	63,660	10,133	20,952	94,745	1,488	480	787	2,755	23·37	47·36	37·56	29·07	
	Kottayam.	Shertalla	89,561	2,787	24,913	1,17,261	286	144	627	3,457	31·93	51·66	25·16	29·49	
		Vaikam	65,704	3,423	11,501	80,628	1,232	61	217	1,510	18·75	17·82	18·86	18·72	
		Ettumanur	49,356	483	30,984	80,823	753	4	302	1,059	15·25	8·28	9·74	13·10	
25		Kottayam	49,756	1,151	26,187	77,094	1,005	34	426	1,465	20·19	29·53	16·26	19.002	
		Changanacherry	44,698	3,420	26,604	74,722	1,112	94	546	1,752	24·87	27·48	20·52	23·44	
		Minachel	27,707	1,084	31,095	59,976	506	7	484	997	18·20	6·45	15·56	16·62	
		Muvattupuzha	52,923	6,442	43,644	1,03,009	1,032	79	661	1,772	19·50	12·26	15·14	17·20	
		Thodupuzha	14,714	2,676	7,812	25,202	191	20	85	296	12·98	7·47	10·88	11·74	
30		Kunnathunad	66,116	11,384	36,547	1,14,049	1,286	236	450	1,972	19·45	20·73	12·31	17·29	
		Allengad	38,056	11,386	21,513	70,958	678	280	293	1,251	17·81	24·59	13·61	17·63	
		Parur	38,216	3,632	17,315	59,163	651	52	233	936	17·03	14·31	13·45	15·81	
		Total.....	18,59,075	1,58,180	5,25,644	25,43,028	38,743	3,646	7,559	49,948	20·83	23·04	14·38	19·64	

A.—VITAL STATISTICS—*continued.*

(58)—*Deaths registered from different causes in the Taluks of Travancore during the year 1077 M. E.*

1	2	3	4	5	6	7	8	9	10					11	12	13								14
Serial Number.	Division.	Taluks.	Population as per Census of 1891.	Small-pox.	Fevers.	Anæmia.	Cholera.	Dysentery and Diarrhœa.	Injuries. Suicides. Male.	Injuries. Suicides. Female.	Injuries. Wounds or accidents.	Injuries. Snake bite or killed by wild beasts.	Injuries. Total.	All other causes.	Total from all causes.	Ratio of deaths per 1,000 of population. Small-pox.	Fever.	Anæmia.	Cholera.	Dysentery and Diarrhœa.	Injuries.	All other causes.	Total.	Remarks.
1	Padmanabhapuram ..	Tovala ...	32,410	38	221	6	181	82	...	...	2	..	2	90	620	1·17	6·81	·18	5·58	2·53	·06	2·77	19·12	
2		Agastisvaram ...	93,513	278	322	11	195	200	...	1	12	3	16	401	1,423	2·86	3·44	·11	2·08	2·13	·17	4·28	15·21	
3		Eraniel ...	1,10,161	647	682	9	42	37	2	...	9	3	14	243	1,674	5·87	6·19	·08	·38	·33	·12	2·20	15 19	
4		Kalkulam ...	70,247	328	538	14	69	67	2	...	17	2	21	345	1,382	4·66	7·65	·19	·98	·95	·29	4·91	19·67	
5		Vilavankode ..	79,584	1,401	292	2	24	47	...	...	9	1	10	286	2,062	17·60	3·66	·02	·30	·59	·12	3·59	25·90	
6	Trivandrum ...	Neyattinkara ...	1,39,952	1,238	825	32	13	54	7	1	13	4	25	716	2,903	8·84	5·89	·22	·09	·38	·17	5·11	20·72	
7		Trivandrum ..	1,34,196	796	366	116	19	203	1	...	13	2	16	1,357	2,873	5·93	2·72	·86	·14	1·51	·11	10·11	21·40	
8		Nedumangad ...	67,771	240	587	11	1	64	2	1	4	11	18	468	1,389	3·54	8·66	·16	·01	·94	·26	6·90	20·49	
9		Chirayinkil ...	1,12,823	267	584	73	16	83	2	1	7	17	27	919	1,969	2·36	5·17	·64	·14	·73	·23	8 14	17·39	
10		Kottarakara ...	77,065	43	422	42	6	127	1	...	11	24	36	420	1,096	·55	5·47	·54	·07	1·64	·16	5·44	14·23	
11	Quilon ...	Pathanapuram ...	49,575	40	187	20	21	54	2	...	5	14	21	230	573	·80	3·77	·40	·42	1·08	·42	4·63	11·55	
12		Shencottah ..	38,970	2	221	6	124	66	...	1	9	4	14	119	552	·05	5·67	·15	3·18	1·69	·35	3·05	14 16	
13		Quilon ...	1,29,658	115	377	138	68	233	...		19	9	28	734	1,693	·88	2·90	1·06	·52	1·79	·21	5·66	13 05	
14		Kunnattur ...	82,014	131	266	110	·32	207	...	...	5	7	12	436	1,194	1·59	3 24	1 34	·39	2·52	·14	5·31	14·55	
15		Karunagapalli ...	1,24,312	974	124	89	133	162	2	...	8	7	17	536	2,035	7·83	·99	·71	1·06	1·30	·13	4·31	16 34	
16		Kartigapalli ...	96,755	556	112	116	186	441	3	...	18	8	29	617	2,057	5·74	1·15	1·19	1·92	4·55	·29	6·37	21·25	
17		Mavelikara ..	1,16,541	261	104	72	110	160	1	...	22	8	31	502	1,240	2·23	·89	·61	·94	1·39	·26	4·30	10·64	
18		Chenganur ...	1,08,540	293	224	100	168	142	1	...	8	6	15	522	1,464	2·69	2·06	·92	1·54	1·30	·13	4·80	13·48	
19		Tiruvalla ...	1,40 926	701	259	181	202	250	1	2	21	29	53	881	2,527	4·97	1·83	1·28	1·43	1·77	·37	6 25	17·93	
20		Ambalapuzha ...	1,05,927	1,037	175	101	159	473	1	2	30	5	38	772	2,755	9·78	1 65	·95	1 50	4·46	·35	7·28	26 008	
21	Kottayam ...	Shertalla ...	1,40,888	1,702	312	84	47	491	...	1	17	1	19	795	3,457	12·08	2·21	·61	·33	3·48	·13	5·67	24·53	
22		Vaikam ...	94,721	282	219	91	21	192	2	...	15	8	25	680	1,510	2·97	2·31	·96	·22	2·02	·26	7·17	15·94	
23		Ettumanur ...	94,869	246	175	22	20	163	1	2	8	10	21	402	1,059	2·59	1·84	·23	·21	1·71	·22	4·23	11 16	
24		Kottayam ...	94,327	175	285	91	184	186	2	...	8	5	15	529	1,465	1·85	3·02	·96	1 95	1·97	15	5·60	15 53	
25		Changanacherry & Hills.	1,15,896	167	411	95	86	277	1	...	11	10	22	694	1,752	1·44	3·54	·81	·74	2·39	·19	5·98	15·11	
26		Minachel ...	70,706	36	382	20	10	109	1	...	17	13	31	499	997	·50	5·40	·28	·14	1·54	·43	7·05	14·10	
27		Muvattupuzha ...	1,27,721	30	774	24	23	224	2	3	6	26	37	660	1,772	·23	6·06	·18	·18	1·75	·28	5·16	13·87	
28		Todupuzha ...	32,571	6	90	4	3	73	...	...	4	3	7	113	296	·18	2·76	·12	·09	2·24	·21	3·45	9·08	
29		Kunnatnad ...	1,24,974	145	822	39	50	124	...	...	19	21	40	752	1,972	1·16	6·57	·31	·40	·99	·32	6·01	15·77	
30		Allengad ...	73,900	377	320	19	55	43	2	1	8	6	17	420	1,251	5·10	4·33	·25	·74	·58	·23	5·68	16·92	
31		Parur ...	70,644	328	167	24	28	67	1	..	4	3	8	314	936	4·64	2·36	·33	·39	·94	·11	4·44	13·24	
		Total.....	29,52,157	12,880	10,845	1,765	2,296	5,101	40	16	359	270	685	16,376	49 948	4·36	3·67	·59	·77	1·72	·23	5·54	16·91	

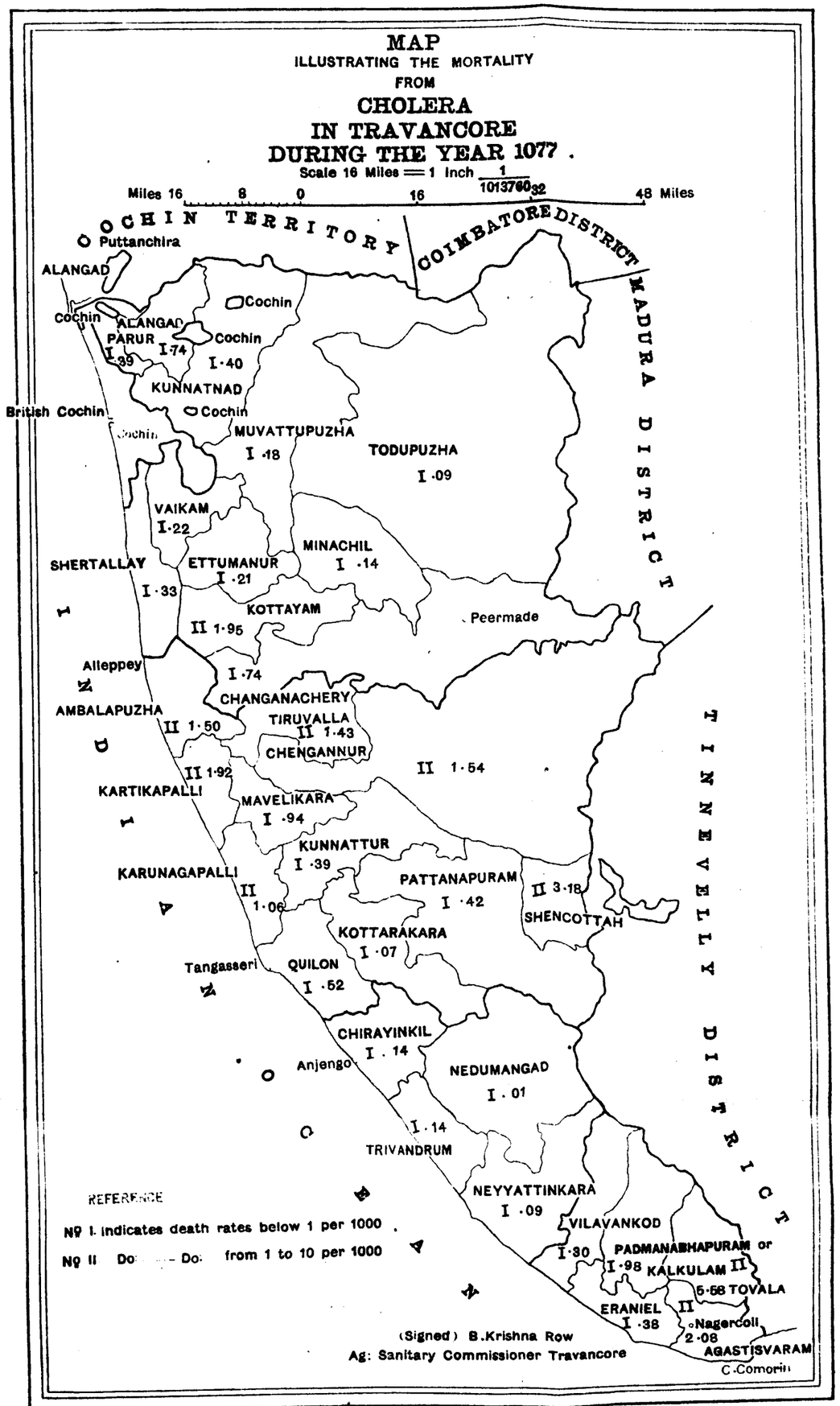

Lithographed in Survey Office Trivandram $\frac{1902}{1078}$

A.—VITAL STATISTICS—*continued.*

(60)—Statement of births registered in the Municipal towns of the State of Travancore during the year 1077 M. E.

1	2	3		4		5		6		7		8		9		10		11	
Serial Number.	Towns.	Brahmins.		Sudras.		Other Hindus.		Mahomedans		Europeans.		Eurasians.		Other Christians.		Total.		Grand Total.	Remarks.
		Male.	Female.	Male.	Female.	Male.	Female.	Male.	Female.	Male.	Female.	Male.	Female.	Male.	Female.	Male.	Female.		
1	Nagercoil	21	21	42	30	167	192	42	47	...	...	...	...	41	34	313	333	646	
2	Trivandrum ...	73	49	140	136	184	193	29	38	...	...	1	1	13	10	440	427	867	
3	Quilon	5	1	15	16	40	32	4	19	...	...	...	...	64	63	128	131	259	
4	Alleppey	2	...	10	13	44	22	23	33	...	...	...	...	89	101	168	169	337	
5	Kottayam	5	7	28	31	97	95	7	6	...	...	...	...	72	70	209	209	418	
	Total.....	106	78	235	235	532	534	105	143	...	...	1	1	279	278	1,258	1,269	2,527	

(61)—Statement showing the Deaths registered in the Municipal Towns of Travancore during the year 1077 M. E.

1	2	3								4			5			6			7			8			9												10			11	12
Serial Number.	Towns.	Class.								Small-pox.			Fevers.			Anæmia.			Cholera.			Dysentery and Diarrhœa.			Injuries.												All other causes.			Total.	Remarks.
		Brahmins.	Sudras.	Other Hindus.	Mahomedans.	Europeans.	Eurasians.	Other Christians.	Total.....	Male.	Female.	Total.	Male.	Female.	Total.	Male.	Female.	Total.	Male.	Female.	Total.	Male.	Female.	Total.	Suicide.			Wounds or accidents.			Snake bite or killed by wild beasts.			Total Injuries.			Male.	Female.	Total.		
																									Male.	Female.	Total.	Male.	Female.	Total.	Male.	Female.	Total.	Male.	Female.	Total.					
1	Nagercoil	47	141	321	90	...	...	34	633	79	16	175	46	50	96	2	3	5	49	39	88	44	34	78	...	...	...	4	1	5	...	...	...	4	1	5	95	91	186	633	
2	Trivandrum ...	249	475	476	122	...	2	74	1,398	171	175	346	94	70	164	36	32	68	3	...	3	39	29	68	1	...	1	4	4	8	...	...	...	5	4	9	395	345	740	1,398	
3	Quilon	11	18	68	29	...	...	65	191	2	3	5	6	9	15	7	11	18	1	...	1	18	8	26	...	...	...	1	...	1	...	...	...	1	...	1	59	66	125	191	
4	Alleppey	11	48	181	389	...	...	412	1,041	330	317	647	17	12	29	21	10	31	1	1	2	60	40	100	...	...	...	8	6	14	...	...	...	8	6	14	123	95	218	1,041	
5	Kottayam	9	71	146	23	...	...	131	380	25	38	63	24	15	39	8	9	17	20	24	44	33	38	71	...	...	...	...	1	1	...	...	...	..	1	1	81	64	145	380	
	Total.....	327	753	1192	653	...	2	716	3,643	607	629	1236	187	156	343	74	65	139	74	64	138	194	149	343	1	...	1	17	12	29	...	...	...	18	12	30	753	661	1,414	3,643	

A.—VITAL STATISTICS—*continued.*

(62)—Births registered according to months and classes in the Taluks of Travancore during the year 1077 M. E.

1	2	3	4	5	6	7	8	9	10	11	12	13	14	15	16
Serial Number.	Division.	Taluks.	Avuvany.	Purattasy.	Arpasy.	Kartigay.	Margaly.	Thye.	Mausy.	Panguny.	Chittray.	Vyeausy.	Auny.	Audy.	Total.
1	Trivandrum.	Tovala	72	62	48	36	31	30	34	31	36	28	54	36	501
2		Agastisvaram	129	138	123	108	110	91	85	71	125	138	130	137	1,386
3		Eraniel	158	152	126	158	139	126	166	123	165	153	148	184	1,798
4		Kalkulam	106	104	131	159	131	93	103	100	99	116	120	108	1,370
5		Vilavankode	149	132	152	141	147	93	99	119	109	112	108	132	1,526
6		Neyyattinkara	242	236	232	276	316	254	216	239	241	257	264	258	3,031
7		Trivandrum	197	201	198	255	282	193	199	187	203	213	174	223	2,525
8		Nedumangad	113	141	125	160	165	168	113	134	151	156	133	108	1,697
9		Chirayinkil	255	281	284	287	293	239	241	211	206	314	346	324	3,341
10		Kottarakara	109	115	102	116	113	99	113	125	138	150	139	112	1,431
11		Pattanapuram	49	47	53	52	61	54	48	57	79	58	65	49	672
12		Shencottah	27	46	50	42	39	71	60	58	74	29	18	36	550
13	Quilon.	Quilon	192	196	241	188	190	197	187	177	223	199	240	235	2,477
14		Kunnattur	122	152	128	121	111	110	103	123	126	155	148	134	1,536
15		Karunagapalli	104	99	102	202	170	119	108	77	98	88	107	123	1,397
16		Kartigapalli	172	166	153	132	137	135	124	140	161	143	155	136	1,754
17		Maveilkara	126	92	53	120	95	99	93	76	93	146	97	99	1,189
18		Chengannur	165	190	180	142	142	116	155	127	144	142	139	147	1,819
19		Tiruvalla	311	278	251	210	230	172	193	195	196	252	228	247	2,763
20		Ampalapuzha	200	224	201	201	196	191	193	180	204	198	227	219	2,434
21		Shertalla	234	233	225	228	228	189	179	192	206	194	195	189	2,486
22	Kottayam.	Vaikam	186	162	154	153	162	129	133	94	84	164	138	130	1,689
23		Ettumanur	121	116	119	96	124	125	101	91	83	109	114	99	1,298
24		Kottayam	133	179	115	136	105	133	100	112	97	120	108	132	1,477
25		Changanachery	135	154	145	204	158	155	171	147	148	181	162	167	1,927
26		Minachil	147	140	119	117	149	152	131	111	100	148	116	130	1,599
27		Muvattupuzha	229	178	194	182	179	127	219	175	126	258	174	199	2,231
28		Todupuzha	25	35	24	45	32	25	21	19	19	106	39	35	368
29		Kunnattunad	197	231	219	213	198	177	170	103	184	232	188	209	2,444
30		Alangad	135	149	116	115	110	102	116	106	123	115	127	123	1,428
31		Parur	109	95	83	132	75	57	105	79	88	66	112	109	1,081
		Total	4,631	4,724	4,480	4,733	4,618	4,051	4,148	3,846	4,160	4,680	4,522	4,626	53,224

1	2	3	17								18						
			Births registered according to classes.								Ratio of births per mile of population.						
Serial Number.	Division.	Taluks.	Brahmins.	Sudras.	Other Hindus.	Mahomedans.	Europeans.	Eurasians.	Other Christians.	Total.	Brahmins.	Sudras.	Other Hindus.	Mahomedans.	Europeans.	Eurasians.	Other Christians.	Total.
1	Trivandrum.	Tovala	16	106	304	11	...	...	4	501	·49	5·12	9·37	·33	...	...	·12	15·45
2		Agastisvaram	63	195	955	92	...	...	80	1,385	·67	2·08	10·21	·98	...	...	·85	14·81
3		Eraniel	3	134	1,574	65	...	...	21	1,798	·03	1·21	14·29	.59	...	...	·19	16·32
4		Kalkulam	29	196	1,130	39	...	...	36	1,370	·41	2·79	16·08	·55	...	...	·51	19.50
5		Vilavankode	8	262	1,204	46	...	...	5	1,526	·10	3·29	15·14	·57	...	...	·06	19·17
6		Neyyattinkara	12	818	2,056	117	...	...	28	3,031	·08	5·84	14·69	·83	...	...	·20	21·65
7		Trivandrum	132	786	1,289	102	...	2	124	2,525	.98	5·85	9·60	1·43	...	.01	.92	18·74
8		Nedumangad	16	570	972	127	...	...	12	1,697	·23	8·41	14·34	1·87	...	...	·17	25·04
9		Chirayinkil	31	890	1,893	485	...	...	42	3,341	·27	7·88	16·77	4·29	...	...	·37	29.61
10		Kottarakara	8	436	723	111	...	...	153	1,431	·10	5·65	9·38	1·44	...	...	1·98	18·56
11		Pattanapuram	6	250	284	72	...	...	60	672	·12	5·04	5·72	1·45	...	...	1·21	13·55
12		Shencottah	53	42	431	24	...	...	...	550	1·36	1·07	11·05	·61	...	...	...	14·11
13	Quilon.	Quilon	8	64	1,213	200	...	...	445	2,477	·06	4·71	9·35	1·54	...	...	3·43	19·10
14		Kunnattur	10	493	778	87	...	...	168	1,536	·12	6·01	9·48	1·06	...	...	2·04	18.72
15		Karunagapalli	9	420	681	179	...	...	108	1,397	·07	3·37	5·47	1·43	...	...	·86	11·23
16		Kartigapalli	24	550	923	120	...	...	137	1,754	·24	5·68	9·53	1·24	...	...	1·41	18·12
17		Maveilkara	7	478	460	48	...	...	196	1,189	·06	4·10	3·94	·41	...	...	1·68	10·20
18		Chengannur	8	600	596	73	...	...	542	18,19	·07	5·52	5·40	·67	...	...	4·99	16·75
19		Tiruvalla	20	781	911	65	...	...	986	2,763	·14	5·54	6·46	·46	...	...	6·99	19 ·60
20		Ampalapuzha	30	605	849	155	...	...	795	2,434	·28	5·71	8·01	1·46	...	...	7·50	22·97
21		Shertalla	3	361	1,596	68	...	...	460	2,486	·02	2·56	11·32	·46	...	...	3·26	17·64
22	Kottayam.	Vaikam	14	381	996	67	...	...	279	1,689	·14	3·49	10·53	·70	...	...	2·94	17·83
23		Ettumanur	10	350	512	13	...	...	407	1,298	·16	·368	5·39	·13	...	...	4·29	13·68
24		Kottayam	23	394	603	14	...	...	443	1,477	·24	4·17	6·39	·14	...	...	4·69	15·65
25		Changanachery	10	421	808	68	...	1	559	1,927	·08	3·63	7·48	·58	...	008	4·82	16·62
26		Minachil	4	220	394	7	...	...	974	1,599	·05	3 11	5·57	0·0	...	...	13·77	22·01
27		Muvattupuzha	19	315	856	141	...	...	900	2,231	·14	2·46	6·70	1·10	...	..	7·04	17·40
28		Todupuzha	6	104	130	59	...	...	89	368	·18	3·19	3·99	1·19	...	...	2·73	11·29
29		Kunnattunad	43	466	904	292	...	...	649	2,444	·31	3·72	7·05	2·33	...	...	5·19	19·55
30		Alangad	13	318	538	191	...	...	362	1,428	·17	4·30	7·28	2·66	...	...	4·90	19·32
31		Parur	13	150	615	57	...	...	246	1,081	·18	2·12	8·70	·80	...	...	3·48	15·30
		Total	658	12,713	27,271	3,269	..	3	9,310	53,224	·22	4·30	9·23	1·10	...	.001	3·15	18·02

B.—VACCINATION.

(63)—Statement of Vaccination operations performed in the State during the year 1077 M. E.

B.—VACCINATION.

(63)—Statement of Vaccination operations performed in the State during the year 1077 M. E.

Serial Number.	Sanitary Districts.	Taluks.	Population of the Taluqs as per Census of 1901.	Average number of vaccinators employed throughout the State.	Total number of persons vaccinated.			Average number of persons vaccinated by each vaccinator.	Primary Vaccination.					Re-vaccination.				Percentage of successful cases.		Persons successfully vaccinated per 1,000 of population.		
					Males.	Females.	Total.		Total.	Successful.		Unsuccessful.	Result unknown.	Total.	Successful.	Unsuccessful.	Result unknown.	Primary vaccination.	Re-vaccination.	Primary vaccination.	Re-vaccination.	Total.
										Under one year.	Total of all ages.											
1	Southern District...	Tovala	32,410	1	1,081	807	1,888	1,888	1,795	185	1,706	81	8	93	51	42	...	94·90	54·83	49·57	1·48	51·06
2		Agastisvaram ...	93,513	$2\frac{1}{3}$	4,087	2,898	6,985	2,794	5,644	748	4,928	530	186	1,341	773	389	179	90·28	66·52	52·69	8·26	60·96
3		Eraniel	110,161	$2\frac{1}{4}$	3,201	1,790	4,991	2,139	4,370	526	3,891	346	133	621	402	152	67	91·83	72·56	35·32	3·64	38·97
4		Kalkulam	70,247	$2\frac{1}{5}$	3,654	1,949	5,603	2,586	4,583	656	4,162	322	99	1,020	711	226	83	92·81	75·88	59·26	10·12	69·39
5		Vilavancode ...	79,584	$2\frac{5}{6}$	3,535	2,559	6,094	2,151	5,337	889	4,878	346	113	757	607	146	4	93·37	80·63	61·29	7·62	68·96
6	Southern Sub-District...	Neyyattinkara ...	139,952	$2\frac{3}{4}$	4,056	2,792	6,848	2,490	6,104	324	5,040	745	319	744	448	195	101	85·39	68·11	36·61	3·20	39·21
7		Trivandrum ...	134,196	$12\frac{3}{4}$	22,707	15,666	38,373	3,010	23,025	1,549	17,853	1,505	3,667	15,348	9,085	2,852	3,411	82·96	76·11	133·03	67·69	200·73
8		Nedumangad ...	67,771	2	3,340	2,424	5,764	2,882	3,655	388	3,160	269	206	2,109	1,523	368	218	91·04	80·53	46·62	22·47	69·10
9		Cherayinkil ...	112,823	$2\frac{1}{2}$	3,058	2,316	5,374	2,580	4,408	271	3,939	268	201	966	650	209	107	93·62	75·66	34·91	5·76	40·67
10	Central District...	Quilon	129,658	$3\frac{1}{2}$	4,581	2,681	7,262	2,358	6,507	227	6,021	418	68	755	640	108	7	93·50	85·56	46·43	4·93	57·37
11		Karunagapalli ...	124,312	$2\frac{2}{3}$	4,400	2,575	6,975	2,816	4,526	401	4,183	240	103	2,449	1,947	397	105	94·57	86·07	33·64	15·66	49·31
12		Kartigapalli ..	96,755	2	3,787	2,383	6,170	3,085	4,649	326	4,197	214	238	1,521	1,199	194	128	95·15	86·06	43·37	12·39	55·76
13		Mavelikara ...	116,541	$1\frac{3}{4}$	4,178	1,948	6,126	3,500	4,563	209	4,410	117	36	1,563	1,428	125	10	97·41	91·94	37·84	12·25	50·09
14		Tiruvella	140,926	$5\frac{5}{12}$	13,055	7,244	20,299	3,749	12,747	1,165	11,158	625	964	7,552	6,043	809	700	94·77	88·19	79·17	42·88	122·05
15		Ambalapuzha ...	105,927	$6\frac{1}{4}$	9,012	8,764	17,776	2,844	11;622	1,443	10,826	588	208	61,54	4,958	899	297	94·86	84·65	102·20	46·80	149·008
16	Central Sub-District...	Kottarakara ...	77,065	$1\frac{1}{3}$	1,700	1,445	3,145	3,109	2,485	86	2,200	163	122	660	543	67	50	92·25	89·01	28·24	7·04	35·28
17		Pattanapuram ...	49,575	$2\frac{1}{12}$	3,028	2,525	5,553	2,655	3,720	826	3,433	92	195	1,833	1,514	214	105	97·38	87·61	69·24	30·53	99·77
18		Kunnatur	82,014	$2\frac{1}{12}$	2,976	2,509	5,485	2,633	3,608	418	3,296	134	178	1,877	1,676	111	90	96·09	93·84	40·18	20·43	60·61
19		Chengannur ...	108,540	$2\frac{2}{3}$	4,851	1,855	6,706	2,514	4,952	202	4,399	410	143	1,754	1,180	530	44	81·48	63·12	40·52	10·87	51·39
20	Shencottah District...	Shencottah	38,970	$1\frac{1}{2}$	1,745	1,300	3,045	2,030	2,697	264	2,405	203	89	348	272	65	11	92·17	80·71	61·71	6·98	68·69
21	Northern District...	Shertallai	140,888	$2\frac{1}{6}$	5,023	1,873	6,896	3,183	5,558	307	5,130	415	13	1,338	921	396	21	92·51	69·93	36·41	6·53	42·94
22		Vaikam	94,721	$2\frac{2}{3}$	4,750	2,173	6,923	3,983	5,833	676	5,154	598	81	1,090	699	333	58	89·60	67·73	54·41	7·37	61·78
23		Ettumanur	94,869	$2\frac{1}{2}$	3,858	1,767	5,625	2,250	4,600	232	4,002	374	224	1,025	690	216	119	91·45	85·75	42·21	7·26	49·47
24		Kottayam	94,327	$3\frac{1}{2}$	10,947	6,224	17,171	4,906	10,383	999	8,943	610	830	6,788	3,874	1,976	938	93·61	66·2	94·80	41·06	135·87
25		Changanacherry and Hills...	115,896	$4\frac{1}{4}$	6,428	4,370	10,798	2,541	9,475	1,040	8,419	752	304	1,323	966	234	123	91·81	80·5	72·64	8·33	80·97
26		Minachel	70,706	$\frac{11}{12}$	1,869	953	2,822	3,078	2,280	103	1,882	251	147	542	311	162	69	88·23	54·27	26·05	4·39	30·45
27	Northern Sub-District...	Muvattupuzha ...	127,721	$2\frac{1}{3}$	3,065	1,533	4,598	1,971	3,289	606	3,051	171	67	1,309	937	309	63	94·69	74·39	23·88	7·33	31·21
28		Todupuzha... ...	32,571	$1\frac{5}{12}$	1,981	777	2,758	1,947	2,027	367	1,759	66	202	731	395	144	192	71·15	73·28	54·00	12·12	66·13
29		Kunnatnad... ...	124,974	$2\frac{1}{6}$	2,321	1,434	3,755	1,733	2,674	632	2,568	33	73	1,081	988	83	10	96·14	92·25	20·54	7·90	28·45
30		Alengad	73,900	$1\frac{3}{4}$	1,566	483	2,049	1,170	1,737	277	1,529	87	121	312	230	41	41	94·61	84·87	20·69	3·11	23·81
31		Parur	70,644	1	2,216	1,423	3,639	3,639	1,778	358	1,685	85	8	1,861	1,594	208	59	95·19	88·45	23·85	22·56	46·41
		Vaccine Depot ...	...	...	899	141	1,040	...	187	23	183	4	...	853	749	104	...	97·86	87·80	...	...	...
		Total.....	2,952,157	86	146955	91,581	2,38,536	2,773	1,70,818	16,723	1,50,390	11,062	9,366	67,718	48,004	12,304	7,410	93·14	79·59	...	...	...
		Conservancy Overseers...	...	...	3,194	1,927	5,121	...	4,700	76	3,885	747	68	421	278	131	12	83·87	67·97	...	...	...
		Medical Officers ...	...	...	4,445	1,649	6,094	...	4,320	55	2,761	793	766	1,774	904	870	...	77·68	49·04	...	...	...
		Grand Total.....	...	...	154594	95,157	2,49,751	...	1,79,838	16,854	1,57,036	12,602	10,200	6,9913	49,186	13,305	7,422	92·56	78·72	...	...	...

DIAGRAM ILLUSTRTING THE

PROGRESS OF VACCINATION & THE MORTALITY FROM SMALL POX

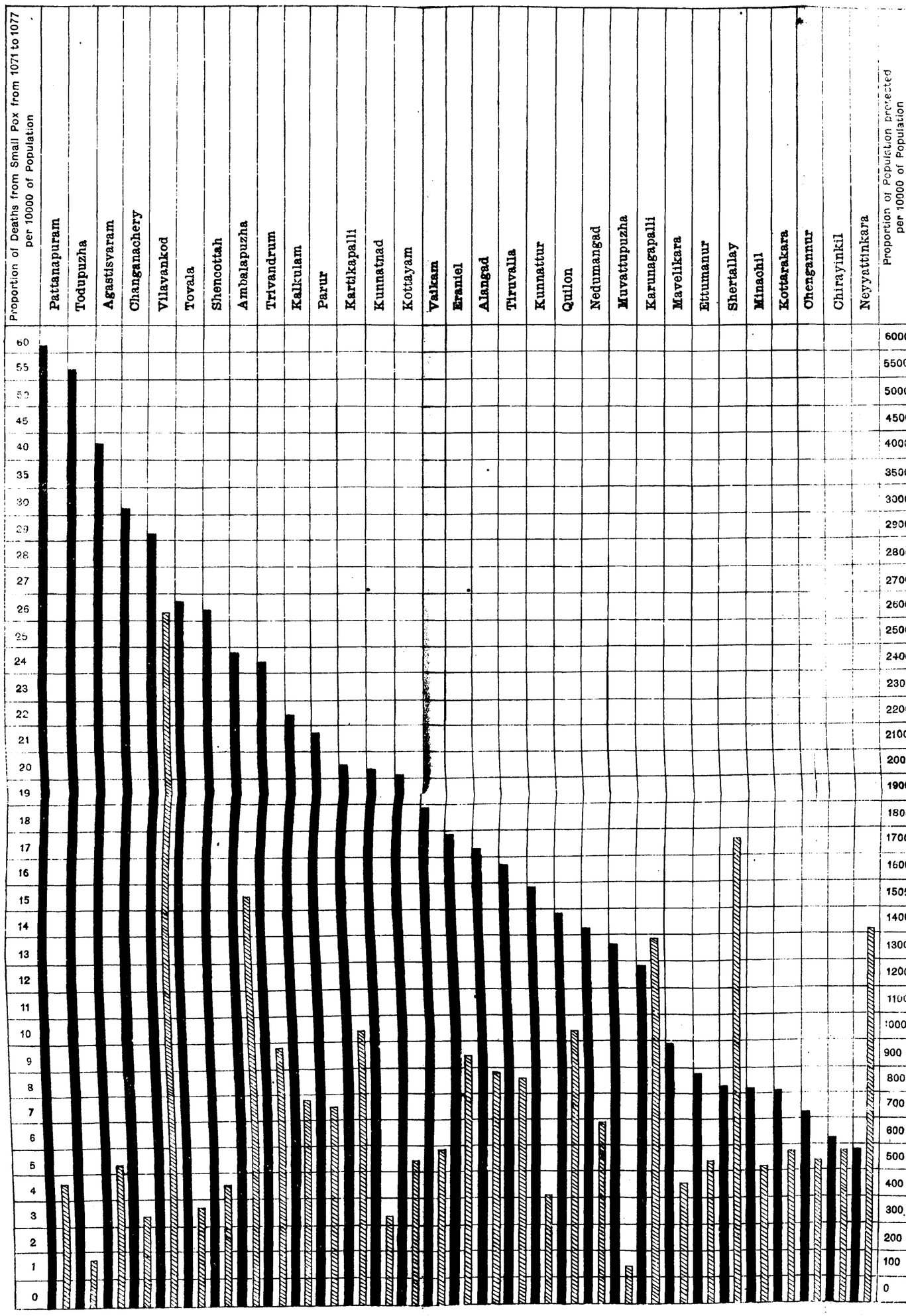

REFERENCE

Thick black lines represent the Proportion of Population protected from Small Pox from 1071 to 1077

Shaded lines represent the Proportion of Deaths from Small Pox per 10000 of Population

Signed · B. Krishna Row

Ag: Sanitary Commissioner Travancore

Lithographed in Survey Office Trivandram $\frac{1902}{1078}$

C.—MEDICAL RELIEF.

(65)—Statement showing the diseases of the in and out-patients treated in the Hospitals and Dispensaries of Travancore for the year 1077.

1	2	3																				
		General Diseases.															Local Diseases.					
		Group A.							Group B.		Group C.	Group D.										
Number.	Name of Hospital or Dispensary.	Small-pox.	Cholera.	Dysentery.	Malarial Fevers.	Primary Syphilis.	Secondary Syphilis.	Gonorrhœa.	Scurvy.	Worms.	Debility.	Rheumatic affections.	Tubercular.	Leprosy.	Venereal diseases other than those in Group A.	All other General Diseases.	Diseases of the Nervous System.	Diseases of the Eye.	Diseases of the Ear.	Diseases of the Nose.	Diseases of the Circulatory System.	Lungs (diseases of).	Other diseases of the Respiratory System.
1	General Hospital	...	...	1,159	1,404	357	315	268	2	807	611	1,226	140	4	441	3,684	583	464	491	154	279	562	2,195
2	Maternity																						
	(a) Lying-in-Hospital ...	...	...	29	21	...	...	...	...	...	...	4	...	...	3	81	25	5	..	...	6	1	23
	(b) Gynæcological Ward ...																						
3	Taikad Hospital	200	...	549	753	35	81	53	...	454	320	612	11	3	3	1,900	202	413	426	20	16	55	985
4	Lunatic Asylum	...	...	10	11	...	...	...	...	...	3	3	...	...	...	...	1	...	...	...	...	...	1
5	Women and Children's Hospital	2	2	474	183	12	56	10	3	639	285	404	15	...	19	1,183	208	204	269	39	273	223	1,407
6	Leper Asylum	3	...	26	167	...	...	1	...	6	20	31	...	...	...	31	31	22	12	11	..	1	49
7	Palace Dispensary	...	...	164	221	42	20	64	...	327	184	171	12	2	19	886	210	100	42	22	40	36	309
8	Do. Sub-Dispensary	..	...	205	79	4	10	16	...	107	100	45	1	2	1	485	80	112	48	13	6	23	273
9	Fort Dispensary	33	...	973	714	42	31	66	...	521	562	571	21	2	...	2,423	188	424	889	67	10	37	1,254
10	Huzur Cutcherry Dispensary ...	...	...	136	144	1	5	11	...	84	46	78	1	...	...	498	66	43	15	2	2	12	204
11	District Dispensary, Chirayinkil	1	...	460	725	7	86	139	..	547	124	373	31	7	124	886	218	140	236	44	135	56	668
12	do. Hospital, Quilon	14	...	810	1,455	85	95	144	...	982	264	521	13	8	18	2,280	309	265	519	49	75	51	1,083
13	Victoria Jubilee Hospital ...																						
	(a) Lying-in-Hospital ...	...	...	109	57	6	7	42	...	121	73	64	...	...	10	226	54	21	12	2	151	120	222
	(b) Gynæcological Ward ...																						
14	District Hospital, Mavelikara	57	1	546	481	53	15	65	...	985	74	140	6	4	3	1,868	719	69	330	60	20	39	765
15	do. Dispensary, Kozhencheri	108	1	506	1,276	16	41	40	...	610	57	401	12	7	3	2,260	235	81	368	46	14	38	608
16	do. Hospital Tiruvalla	6	...	634	701	33	98	54	...	1,230	64	116	7	12	148	1,594	1,090	118	384	67	71	44	995
17	do. Dispensary Changanacheri ..	3	...	607	963	24	86	53	...	992	41	556	35	18	...	1,796	534	289	158	12	53	72	794
18	do. Hospital, Kottayam	96	18	790	1,064	7	47	59	...	652	70	460	5	23	56	2,915	250	421	333	29	34	24	853
19	do. do. Alleppey	257	1	1,827	2,546	28	68	219	3	1,000	194	1,254	24	83	110	3,099	435	1,712	331	121	41	105	2,290
20	do. Dispensary, Vaikam	1	...	654	640	109	33	84	...	612	63	162	...	12	...	1,609	124	270	168	20	2	2	490
21	do. Hospital, Shertalla	245	25	966	761	54	136	68	...	305	96	642	7	9	3	2,572	157	413	176	42	19	17	797
22	do. do. Alwaye	29	...	369	780	42	116	80	...	679	130	349	15	43	8	924	195	768	169	36	25	135	797
23	do. do. Parur	24	...	277	810	38	12	65	...	302	169	267	...	29	76	1,178	126	225	126	11	11	21	572
24	do. Dispensary, Muvattupuzha ..	2	1	231	779	31	54	39	5	1,034	46	250	17	7	36	510	159	153	71	15	135	23	314
25	do. Todupuzha	2	1	632	2,350	24	104	53	...	675	47	261	...	9	...	833	130	130	66	16	4	29	311
26	do Hospital, Lalam	4	...	518	1,191	25	21	54	...	1,335	...	492	2	14	...	2,618	522	273	316	83	25	31	683
27	do. do. Kanjirapalli	16	3	612	2,564	11	13	38	...	338	43	263	2	10	6	940	228	439	166	4	24	59	613
28	do. Dispensary, Peermade	3	...	148	924	2	51	33	...	300	52	180	1	3	23	123	42	150	25	21	5	44	292
29	do. do. Devicolam	2	2	100	809	5	6	34	...	484	115	314	...	...	1	109	320	35	26	7	6	13	630
30	do. Hospital, Shencottah	..	15	419	1,533	26	19	84	...	146	83	119	5	4	10	250	201	674	293	39	6	15	328
31	do. Dispensary, Punalur	...	24	184	1,403	12	13	65	...	368	489	162	...	2	...	104	25	66	65	3	...	3	163
32	do. do. Kottarakara	1	...	567	2,186	34	56	110	...	636	24	169	10	5	...	810	136	96	136	28	11	43	415
33	do. do. Pulode	...	...	93	1,533	11	13	74	...	40	29	51	...	...	...	222	163	63	4	3	..	1	201
34	do. do. Nedumangad	3	1	164	1,310	30	11	32	...	465	55	302	13	6	4	413	123	175	135	19	2	11	500
35	do. Hospital, Neyyattinkara	2	3	365	4,895	28	80	94	1	500	161	495	8	22	16	1,234	307	261	442	128	32	89	823
36	do. do. Parassala	17	4	475	1,398	3	20	31	...	154	54	227	...	4	24	411	89	345	273	13	5	7	329
37	do. do. Kaniasekharam	9	...	159	9,687	11	26	49	...	501	59	273	1	4	...	1,090	77	60	71	7	...	15	324
38	do. Dispensary, Arukutti	4	6	533	1,091	44	94	116	...	440	94	288	4	20	...	1,286	257	216	104	42	30	17	620
39	District Hospital, Padmanabhapuram ..	4	...	561	4,832	127	138	80	...	600	146	263	6	26	15	2,464	256	427	770	30	29	45	804
40	do. Dispensary, Colachel	11	...	591	1,795	1	19	22	...	410	1	358	...	7	12	243	92	113	299	20	15	10	576
41	do. Hospital, Nagercoil	5	39	471	1,111	42	38	84	...	680	280	352	23	8	3	1,648	148	1,436	465	36	57	38	666
42	do. Dispensary, Kottaram	9	2	382	991	14	142	79	1	681	158	587	13	18	154	771	344	404	261	20	25	76	387
43	do. do. Ambalapuzha	4	22	274	187	37	193	51	...	1,177	197	264	13	70	19	1,062	365	206	248	55	33	54	411
44	Central Jail Hospital, Trivandrum... ..	...	...	...	16	...	7	...	...	...	170	27	...	1	4	251	40	65	11	..	1	6	47
45	District and Court Jail, Quilon	...	...	22	16	1	5	2	...	...	...	8	...	5	...	6	4	6	..	..	1	2	2
46	District Jail, Alleppey	...	...	56	7	...	...	...	...	...	...	4	...	...	..	5	...	...	...	...	...	1	1
47	do. do. Nagercoil	..	...	1	1	...	...	...	...	...	...	...	...	...	...	...	...	...	...	...	...	...	...
48	do. do. Parur	...	...	5	1	...	...	...	...	...	...	1	...	...	...	3	1	...	...	...	...	...	...
49	Weekly and bi-weekly Dispensaries ...	9	27	783	2,052	51	70	97	...	1,773	249	869	21	13	32	4,472	715	520	407	84	51	46	1,151
50	Special Dispensaries	75	56	323	2,691	32	61	36	2	892	167	447	2	25	20	626	206	436	263	40	16	70	497
	Total.....	1,202	254	20,968	64,246	1,637	2,612	2,988	17	25,728	6,242	15,506	497	551	1,423	57,275	11,091	13,609	10,472	1,502	1,802	2,152	22,440

C.—MEDICAL RELIEF (*continued.*)

(65)—Statement showing the diseases of the in and out-patients treated in the Hospitals and Dispensaries of Travancore for the year 1077.

Number.	Name of Hospital or Dispensary.	3 (Continued) Local Diseases (Continued)																	4	5 Operations.
		Diarrhœa.	Dyspepsia.	Diseases of the liver.	Other diseases of digestive system.	Goitre.	Spleen (diseases of).	Diseases of the lymphatic system.	Diseases of the Urinary System.	Diseases of the generative system.	Diseases of the organs of locomotion.	Diseases of the connective tissue.	Diseases of the skin.	Ulcers.	Poisons.	General injuries.	Local injuries.	No appreciable disease.	Total number of in and out-patients treated in each Dispensary.	Surgical.
1	General Hospital	815	931	100	2,684	8	68	204	402	541	218	490	1,198	1,052	8	217	775	.	25,351	1,223
2	Maternity ... ... (a) Lying-in-Hospital ... ... (b) Gynæcological Ward	17	28	...	36	...	...	1	34	319	...	5	5	2	...	...	...	...	675	64
3	Taikad Hospital	683	408	29	1,481	...	...	80	195	235	16	318	1,504	1,322	11	21	296	...	13,810	428
4	Lunatic Asylum	8	...	1	...	...	...	...	7	...	...	4	...	...	...	...	1	...	50	3
5	Women and Children's Hospital	334	417	57	1,199	2	6	113	159	685	50	353	658	245	2	4	95	67	10,650	229
6	Leper Asylum	23	1	...	226	...	...	1	7	1	128	92	17	18	...	...	4	...	928	7
7	Palace Dispensary	204	340	76	415	...	11	8	54	63	8	64	138	101	2	31	13	...	4,318	134
8	Do. Sub-Dispensary	200	133	39	405	...	3	9	14	72	13	64	205	115	...	8	56	...	3,020	21
9	Fort Dispensary	1,277	716	11	2,016	...	1	86	191	415	26	515	2,059	1,547	7	18	451	...	18,237	410
10	Huzur Cutcherry Dispensary	155	204	3	103	...	...	18	46	11	...	26	206	56	...	...	20	...	2,344	
11	District Dispensary, Chirayinkil	291	302	58	1,633	...	4	48	133	209	27	353	719	521	8	11	545	...	9,929	332
12	Do Hospital, Quilon	724	724	100	2,604	...	16	79	112	90	76	398	1,059	867	5	55	577	8	17,254	1,125
13	Victoria Jubilee Hospital ... (a) Lying-in-Hospital ... (b) Gynæcological Ward ...	140	113	5	334	...	...	6	44	847	...	25	89	40	..	14	7	...	2,991	1,021
14	District Hospital, Mavelikara	925	425	128	2,610	9	13	77	99	365	24	861	874	1,316	28	6	583	...	14,513	751
15	Do Dispensary, Kozhencheri	721	667	115	1,095	...	23	37	98	172	18	629	1,162	898	1	1	358	...	13,319	1,019
16	do Hospital, Tiruvalla	915	1,374	161	1,197	1	...	40	258	445	38	487	1,505	1,320	4	45	489	1	16,137	1,189
17	do Dispensary, Changanacherry	586	659	70	1,928	...	2	31	211	256	35	735	1,115	1,289	7	...	878	...	15,081	834
18	do Hospital, Kottayam	1,329	709	62	2,435	...	5	64	60	297	45	401	631	970	8	50	814	...	10,986	705
19	do do., Alleppey	1,241	1,014	207	3,632	1	19	475	364	561	487	919	2,411	2,518	11	37	1,070	...	31,048	1,305
20	do Dispensary, Vaikam	613	442	2	1,360	...	1	...	60	151	2	13	941	1,249	1	4	429	5	10,357	391
21	do. Hospital, Shertalla	1,102	777	44	1,225	...	...	5	159	291	25	307	1,608	1,121	5	40	383	7	14,632	505
22	do. do., Alwaye	397	955	89	1,642	..	3	30	151	391	33	131	607	514	2	..	628	2	10,925	384
23	do. do., Parur	491	490	29	794	..	6	12	78	109	6	503	644	606	1	53	453	...	8,764	356
24	do. Dispensary, Muvattupuzha	231	258	17	1,060	...	8	33	47	87	29	215	237	305	5	26	282	...	7,692	327
25	do do., Todupuzha	464	365	21	984	...	10	22	65	263	13	184	756	380	2	14	239	...	9,485	423
26	do Hospital Lalam	621	893	167	2,045	...	2	99	112	520	508	532	698	1,470	17	158	962	...	17,221	1,365
27	do do., Kanjirapalli	815	268	81	1,537	...	7	57	68	178	19	421	675	685	2	17	287	2	11,910	473
28	do Dispensary, Peermade	79	56	13	550	...	67	12	18	52	28	52	225	121	...	5	112	19	3,824	60
29	do. do., Devikulam	361	241	13	623	...	1	9	19	41	19	35	175	133	17	51	262	3	5,009	45
30	do Hospital, Shencottah	326	174	17	1,024	...	8	42	37	63	375	256	602	1,034	12	14	259	4	8,513	228
31	do Dispensary, Punalur	200	369	4	742	...	15	10	16	56	3	162	423	708	...	9	128	...	5,195	193
32	do do., Kottarakara	730	464	21	1,424	...	9	17	66	201	5	117	920	729	...	6	219	1	10,153	456
33	do do., Pallode	216	146	5	361	...	11	1	16	27	...	105	369	436	...	4	21	...	4,259	70
34	do do., Nedumangad	306	375	14	812	...	8	26	90	104	4	211	560	705	...	12	209	...	7,336	223
35	do Hospital, Neyyattinkara	373	711	56	1,422	...	21	152	251	353	20	851	1,69[illegible]	836	6	12	450	2	17,200	923
36	do do., Parassala	321	243	6	968	...	...	73	83	52	1	253	656	711	...	...	249	...	7,850	323
37	do do., Kulasekharam	299	157	6	653	...	73	60	80	31	...	83	507	963	...	15	115	...	15,485	320
38	do Dispensary, Arukutty	456	618	69	1,702	...	1	45	158	475	95	520	952	1,010	4	11	616	3	12,066	676
39	do. Hospital, Padmanabhapuram ...	819	7[illegible]6	15	915	4	44	31	220	313	20	522	690	764	5	13	483	...	17,526	589
40	do Dispensary, Colachel	230	317	9	572	..	9	60	134	124	18	302	684	1,218	5	...	303	...	8,899	348
41	do Hospital, Nagercoil	674	797	21	850	2	12	49	110	138	4	534	1,320	1,749	1	5	692	...	14,596	468
42	do Dispensary, Kottaram	311	311	6	1,[illegible]97	...	2	225	46	142	329	226	1,701	2,206	6	421	545	3	13,545	639
43	do. do. Ambalapuzha	413	304	28	1,126	...	2	53	109	181	31	436	772	590	2	51	365	...	9,395	281
44	Central Jail Hospital, Trivandrum ...	377	40	3	67	...	1	7	9	5	...	30	41	23	...	2	16	...	1,273	79
45	District Court Jail, Quilon	12	2	2	8	...	...	1	2	1	3	7	28	12	...	...	4	1	163	43
46	District Jail, Alleppey	2	1	...	3	...	...	1	3	...	...	1	...	6	...	...	...	...	91	...
47	do. do., Nagercoil	2	1	...	1	...	...	...	...	...	...	...	...	...	...	...	1	...	7	1
48	do. do., Parur	4	2	...	2	...	...	...	...	...	...	1	...	2	...	...	...	...	22	...
49	Weekly and bi-weekly Dispensaries ...	1,059	1,259	111	3,017	...	17	125	143	264	100	564	2,213	2,784	13	33	699	...	26,401	1,101
50	Special Dispensaries	583	471	38	1,427	...	169	55	122	194	43	588	1,047	1,018	7	31	557	...	11,017	676
	Total	23,535	21,272	2,178	58,135	27	703	2,698	4,096	10,500	2,922	15,676	38,344	38,540	215	1,525	16,699	127	5,09,916	22,803

C.—MEDICAL RELIEF—*continued.*

(66)—Statement showing the number of in and out-patients treated in the Hospitals and Dispensaries of Travancore for the year 1077.

Number.	Name of Hospital or Dispensary.	2 In-door Patients. a. Total treated during the year.	b. Number cured.	c. Number relieved.	d. Discharged otherwise.	e. Died.	f. Ratio of deaths per cent of total treated.	g. Number of beds available. Males.	Females.	h. Daily average number. Men.	Women.	Children.	Total.	3 Out-door Patients. a. Number treated. Attended personally.	Represented by friends.	Total treated.	d. Average daily attendants.	4 Total number of patients treated both in-door and out-door.
1	General Hospital	2,190	757	1,049	347	49	2·23	60	25	67·22	18·33	5·29	90·84	14,021	8,234	23,155	126·43	25,351
2	Maternity ... ... (a) Lying-in-Hospital ... ... (b) Gynæcological Ward	119	83	51	...	4	3·68	...	42	...	14·40	...	14·40	44	482	526	4·40	675
3	Taikad Hospital	516	128	192	19	134	25·96	80	50	30·78	18·17	·55	49·50	9,961	3,352	13,333	83·80	13,849
4	Lunatic Asylum	50	36	3	...	8	16·00	...	...	1·30	·40	...	1·70	...	...	...	...	50
5	Women and Children's Hospital	886	502	228	44	17	1·92	...	38	...	28·94	6·85	35·80	8,194	1,576	9,770	49·40	10,650
6	Leper Asylum	928	905	...	2	10	2·05	102	36	3·94	1·54	...	5·48	...	...	...	...	928
7	Palace Dispensary	57	43	14	...	...	...	...	...	·07	·03	·05	·15	2,876	1,415	4,291	11·70	4,348
8	do. Sub-Dispensary	190	97	22	1	...	...	...	...	·58	·21	·63	1·42	2,335	565	2,900	20·20	3,020
9	Fort Dispensary	...	...	...	...	...	...	...	...	...	...	...	...	14,282	3,955	18,237	97·57	18,237
10	Huzur Cutcherry Dispensary	...	...	...	...	...	...	...	...	...	...	...	...	607	1,737	2,344	16·60	2,344
11	District Dispensary Chirayinkil	266	130	88	31	3	1·12	19	16	5·92	2·08	·28	8·28	8,203	1,460	9,663	35·18	9,929
12	do Hospital Quilon	759	448	190	55	34	3·16	27	10	29·41	5·61	2·78	37·80	14,098	2,397	16,495	70·09	17,254
13	Victoria Jubilee Hospital ... (a) Lying-in-Hospital ... ... (b) Gynæcological Ward ...	190	128	36	15	5	2·63	...	16	...	8·85	·01	8·86	1,759	1,042	2,801	16·88	2,991
14	District Hospital, Mavelikara	465	204	176	48	25	5·37	25	15	11·42	2·97	·61	14·90	10,265	3,783	14,048	55·71	14,513
15	do. Dispensary, Kozhencheri	223	159	33	16	7	3·13	21	18	5·07	1·80	·53	7·40	8,475	4,621	13,096	56·03	13,319
16	do. Hospital, Tiruvalla	217	127	63	2	14	6·45	8	7	4·96	2·37	·07	7·34	9,865	6,025	15,990	82·44	16,137
17	do. Dispensary, Changanacheri	135	72	46	3	13	9·63	5	1	3·63	1·03	·09	4·75	13,275	1,681	14,956	68·74	15,091
18	do. Hospital, Kottayam	361	230	55	15	59	16·34	21	12	7·47	3·13	·01	11·21	12,937	2,788	15,725	63·24	16,086
19	do. do., Alleppey	720	351	162	25	156	21·66	28	6	21·21	5·88	·68	27·77	29,973	9,355	30,328	154·64	31,048
20	do. Dispensary, Vaikam	97	67	16	1	10	10·30	...	...	2·79	·53	·07	3·39	8,799	1,461	10,260	36·73	10,357
21	do. Hospital, Shertallay	497	233	58	77	117	23·54	20	12	8·08	4·11	1·49	13·68	7,432	6,703	14,135	62·21	14,632
22	do. do., Alwaye	334	236	53	3	32	9·58	18	6	9·24	3·33	·96	13·53	8,351	2,240	10,591	50·17	10,925
23	do. do., Parur	148	75	43	...	27	18·24	8	4	5·07	1·69	·06	6·81	5,773	2,843	8,616	35·76	8,764
24	do. Dispensary, Muvattupuzha	201	113	61	3	8	3·98	18	18	4·45	·68	·24	5·37	5,154	1,677	6,831	19·25	7,692
25	do. do., Todupuzha	165	84	13	3	3	3·85	4	4	2·41	·51	·02	2·94	6,690	2,690	9,380	30·75	9,485
26	do. Hospital, Lalam	328	258	29	23	7	2·14	15	15	7·44	1·50	·23	9·17	12,446	4,449	16,895	82·71	17,221
27	do. do., Kanjirapalli	338	233	65	11	20	5·91	11	11	6·88	2·24	·49	9·61	7,983	3,589	11,572	52·45	11,910
28	do. Dispensary, Peermade	156	73	62	30	19	10·21	4	2	4·63	·56	·01	[illegible]	2,900	838	3,638	13·04	3,824
29	Dispensary Devikulam	130	93	26	...	6	4·61	4	2	3·50	·76	·30	[illegible]	4,252	687	4,939	21·36	5,009
30	District Hospital, Shencottah	223	137	43	26	10	4·49	11	10	6·79	2·00	·32	9·50	6,965	1,325	8,290	40·03	8,513
31	do. Dispensary, Punalur	75	58	10	...	4	5·33	8	2	2·61	·49	·04	3·14	4,116	1,804	5,920	19·11	5,995
32	do. do., Kottarakara	125	83	25	6	3	2·40	2	2	3·44	·73	·02	4·19	8,125	2,212	10,337	34·06	10,462
33	do. do., Pallode	47	28	18	...	1	2·12	2	2	·71	1·10	·03	1·84	3,522	690	4,212	11·53	4,259
34	do. do., Nedumangad	97	54	26	9	5	5·15	20	19	2·06	·53	·06	2·65	5,863	1,396	7,259	19·77	7,336
35	do. Hospital, Neyyattinkara	831	491	255	37	27	3·24	23	23	18·07	7·86	2·56	28·49	12,359	4,010	16,369	65·36	17,200
36	do. do., Parassala	194	120	53	5	10	5·15	24	12	3·50	1·02	·24	4·76	5,595	2,061	7,656	21·49	7,850
37	do. Hospital, Kulasekharam	464	353	71	17	15	3·23	26	17	10·94	1·01	·34	12·29	11,026	3,995	15,021	47·32	15,485
38	do. Dispensary, Arukutty	127	104	17	...	5	3·93	...	...	4·56	·50	...	5·00	8,966	2,973	11,939	45·54	12,066
39	do. Hospital, Padmanabhapuram ...	386	287	84	48	17	4·41	16	8	7·33	3·05	·87	11·25	15,314	1,627	16,941	80·29	17,526
40	do. Dispensary, Colachel	73	63	7	...	1	1·36	...	...	1·78	·97	·04	2·79	8,662	155	8,817	32·80	8,899
41	do. Hospital, Nagercoil	418	331	49	8	21	5·02	16	16	11·01	5·10	·21	16·32	11,103	3,075	14,178	56·47	14,596
42	do. Dispensary, Kottaram	77	66	7	...	...	...	2	2	2·01	1·16	·52	3·69	9,352	4,116	13,468	49·85	13,545
43	do. do. Ambalapuzha	610	416	117	31	23	3·77	32	...	21·34	·19	...	21·53	440	17	663	17·21	1,273
44	Central Jail Hospital, Trivandrum ...	5	2	1	1	...	...	...	...	·34	...	...	·34	8,237	1,143	9,380	44·03	9,395
45	District Court Jail, Quilon	163	118	30	...	9	5·52	8	...	9·73	...	...	9·73	...	...	...	...	163
46	District Jail, Alleppey	91	80	3	..	2	2·19	...	...	4·43	...	..	4·43	...	...	...	...	91
47	do. do., Nagercoil	7	5	2	...	...	...	...	...	·12	...	...	·12	...	..	..	..	7
48	do. do., Parur	22	19	3	...	...	...	...	...	·46	...	...	·46	...	...	...	...	22
49	Weekly and bi-weekly Dispensaries ...	...	...	...	...	...	...	...	...	...	...	...	...	21,264	5,137	26,401	456·72	26,401
50	Special Dispensaries	...	...	...	...	...	...	...	...	...	...	...	...	11,676	2,361	14,017	95·57	14,017
	Total	14,633	8,736	3,594	864	968	6·41	696	479	358·56	187·35	98·45	544·36	3,75,881	1,19,723	4,95,603	3640·46	5,09,916

C.—MEDICAL RELIEF—*continued.*

(67)—Statement showing the results of surgical operations performed in the Hospitals and Dispensaries of Travancore during the Malabar year 1077.

1	2	3	4			5	6	7				8
Class.	Nature of operation.	No. of patients remaining under treatment on 31st Audi 1076.	Number of operations performed during the year.			No. of patients operated on in column 4.	Total of columns 3 and 5.	Results of column 6.				Number of patients remaining under treatment at the close of the year.
			Principal.	Secondary.	Total.			Cured.	Relieved.	Discharged otherwise.	Died.	
Operations on tumours..	Removal by excision or otherwise..	6	349	...	349	349	355	349	1	1	...	4
	Total	6	349	...	349	349	355	349	1	1	...	4
Operations on cysts ...	Tapping or aspirations ...	...	11	...	11	11	11	4	6	...	...	1
	Free incision with drainage ...	...	47	...	47	47	47	43	2	2	...	...
	Free incision with scraping ...	...	8	...	8	8	8	8	...	...	...	...
	Removal	...	141	...	141	141	141	139	1	...	...	1
	Total.....	...	207	...	207	207	207	194	9	2	...	2
Evacuation of abscess.	Free incision and drainage ...	36	4,728	24	4,752	4,728	4,764	4,291	421	7	...	45
	By limited incision	7	2,969	4	2,973	2,969	2,976	2,628	331	1	1	15
	Total.....	43	7,697	28	7,725	7,697	7,740	6,919	752	8	1	60
Removal of foreign bodies ...	In the natural passage ...	2	633	...	633	633	635	634	...	...	...	1
	Embedded or empacted ...	...	522	...	522	522	522	522	...	...	...	...
	Total.....	2	1,155	...	1,155	1,155	1,157	1,156	...	...	...	1
Operation on arteries.	Ligature for other condition than Aneurysem and Hæmorrhage	...	1	...	1	1	1	1	...	...	...	...
	Total.....	...	1	...	1	1	1	1	...	...	...	...
Operation for Hæmorrhage...	Ligature	...	17	...	17	17	17	16	...	...	...	1
	Compression	...	8	...	8	8	8	7	1	...	...	...
	Total.....	...	25	...	25	25	25	23	1	...	...	1
Operation on Lymphatic gland...	Removal of Lymphatic gland ...	...	27	...	27	27	27	22	3	...	...	2
	Incision of Lymphatic gland ...	2	49	...	49	49	51	47	...	...	...	4
	Total.....	2	76	...	76	76	78	69	3	...	...	6
Operation on the skin and subcutaneous tissue ...	For chronic ulcer	2	367	3	370	367	369	265	101	...	1	2
	For cicatrix and cicatricial adhesions...	1	7	...	7	7	8	8	...	...	...	...
	Skin grafting	2	4	...	4	4	6	6	...	...	...	...
	Incision of boils and carbuncles ...	9	542	...	542	542	551	536	10	...	1	4
	Incision and scraping of sinuses ..	5	132	2	134	132	137	114	21	...	...	2
	Removal of nail	...	382	...	382	382	382	366	6	5	...	5
	Repair of wounds	12	1,353	5	1,358	1,353	1,365	1,250	88	6	2	19
	Total.....	31	2,787	10	2,797	2,787	2,818	2,545	226	11	4	32
Operation on bones ...	Incision of Periosteum ...	...	3	...	3	3	3	2	...	1	...	...
	Excision	...	9	...	9	9	9	8	1	...	...	...
	Curetting Caries bone ...	1	18	...	18	18	19	17	...	...	...	2
	Sequestrotomy	1	38	2	40	38	39	26	9	1	...	3
	On fractured bones	5	209	...	209	209	214	187	19	1	2	5
	Resection lower jaw	...	4	...	4	4	4	3	...	...	...	1
	Disarticulation lower jaw ...	...	5	...	5	5	5	3	...	...	1	1
	Removal of upper jaw ...	...	1	...	1	1	1	...	...	...	1	...
	Total.....	7	287	2	289	287	294	246	29	3	4	12
	Dislocations :—											
Operation on joints ...	Lower jaw...	...	27	...	27	27	27	24	...	...	...	3
	Shoulder	...	14	...	14	14	14	14	...	...	...	...
	Hip joint	...	4	...	4	4	4	4	...	...	...	...
	Ankle	...	1	...	1	1	1	1	...	...	...	...
	Elbow	...	11	...	11	11	11	11	...	...	...	...
	Wrist	...	6	...	6	6	6	6	...	...	...	...
	Finger	...	1	...	1	1	1	1	...	...	...	...
	For Ankylosis	...	2	...	2	2	2	2	...	...	...	...

C.—MEDICAL RELIEF—*continued.*

(67)—Statement showing the results of surgical operations performed in the Hospitals and Dispensaries of Travancore during the Malabar year 1077.

1	2	3	4			5	6	7				8
Class.	Nature of operation.	No. of patients remaining under treatment on 31st Audi 1076.	Number of operations performed during the year.			No. of patients operated on in column 4.	Total of columns 3 and 5.	Results of column 6.				No. of patients remaining under treatment at the close of the year.
			Principal.	Secondary.	Total.			Cured.	Relieved.	Discharged otherwise.	Died.	
Operation on joints ...	Tapping or aspiration with or without injection	...	2	1	3	2	2	2	...	...	...	...
	Incision with or without drainage.	...	2	...	2	2	2	2	...	...	...	...
	Excision partial or complete ...	...	3	...	3	3	3	3	...	...	...	...
	Total.....	...	73	1	74	73	73	70	...	...	...	4
Operation on muscle tendons and fascia...	Union of divided tendon ...	..	1	...	1	1	1	1	...	...	...	...
	Division of cicatricial bands ...	..	1	...	1	1	1	1	...	...	...	...
	Total	...	2	...	2	2	2	2	...	...	...	...
Amputations	*For injury.*											
	Arm middle third	...	1	...	1	1	1	1	...	...	...	...
	Arm upper third	...	2	...	2	2	2	2	...	...	...	...
	Arm lower third	...	2	..	2	2	2	1	...	...	1	...
	Fore arm	...	9	...	9	9	9	8	...	...	...	1
	Fore arm lower third... ...	...	1	...	1	1	1	1	...	...	...	...
	Fingers	1	49	...	49	49	50	48	...	...	...	2
	Thigh middle third	..	2	...	2	2	2	2	...	..	...	...
	Leg	...	5	...	5	5	5	3	1	1	...	...
	Foot and toes	...	16	...	16	16	16	16	...	...	...	...
	For Disease.											
	Arm upper third	...	1	...	1	1	1	1	...	...	...	...
	Arm middle third	..	3	...	3	3	3	1	2	...	...	...
	Arm lower third	1	...	...	...	...	1	1	...	...	...	...
	Fore arm	...	1	.	1	1	1	...	...	..	1	...
	Fore arm middle third ...	...	2	...	2	2	2	2	...	...	...	...
	Fingers	1	9	...	9	9	10	10	...	...	...	...
	Knee	...	2	...	2	2	2	1	...	...	...	1
	Foot and toes	...	9	...	9	9	9	9	...	...	...	...
	Total.....	3	114	..	114	114	117	107	3	1	2	4
Operations on the skull and brain ...	Trephining	...	1	...	1	1	1	1	...	...	...	...
	Total.....	...	1	...	1	1	1	1	...	...	...	...
Operations on the face, nasal cavities and mouth ...	Harelip	...	2	...	2	2	2	2	...	...	...	...
	Removal of nasal polypus ...	...	165	...	165	165	165	119	46	...	...	...
	For ranula	...	37	...	37	37	37	30	7	...	...	...
	Irrigation nose	...	10	8	18	10	10	10	...	...	...	...
	Foreign body nose	...	28	...	28	28	28	28	...	...	...	...
	Division of frænum tongue ...	...	4	...	4	4	4	3	1	...	...	...
	Removal of tongue partial or complete...	...	6	...	6	6	6	5	1	...	...	...
	Removal of tonsil	...	7	...	7	7	7	7	...	...	..	...
	Removal of uvula	..	4	...	4	4	4	4	...	...	...	...
	Total.....	...	263	8	271	263	263	208	55	..	..	...
Dental operations ...	Extraction teeth	5	4243	..	4243	4243	4,248	3,811	401	30	...	6
	Other dental operations ...	2	243	...	243	243	245	241	2	...	...	2
	Total.....	7	4486	...	4486	4486	4,493	4,052	403	30	...	8
Operations on the eye and its appendages ...	For pterygium	...	4	..	4	4	4	4	..	..	..	...
	Fistula lachrymalis and lachrymal obstruction...	...	28	..	28	28	28	21	7	..	...	...
	Extraction lens	...	5	...	5	5	5	3	1	1	...	...
	Excision eye-ball ...	...	8	..	8	8	8	8	...	...	...	...
	Removal of lachrymal gland ...	...	1	...	1	1	1	1	...	...	...	...
	Swabbing	...	46	...	46	46	46	34	11	...	..	1
	For new growth ...	...	9	...	9	9	9	9	..	...	...	...
	Extraction foreign body ...	..	47	...	47	47	47	45	2	...	...	...
	Irrigation eye	..	10	...	10	10	10	10	..	...	...	...
	Total ...	...	158	..	158	158	158	125	21	1		1

C.—MEDICAL RELIEF—*continued.*

(67)—Statement showing the results of surgical operations performed in the Hospitals and Dispensaries of Travancore during the Malabar year 1077.

1	2	3	4			5	6	7				8
Class.	Nature of operation.	No. of patients remaining under treatment on 31st Audy 1076.	Number of operations performed during the year.			No. of patients operated on in column 4.	Total of columns 3 and 5.	Results of column 6.				No. of patients remaining under treatment at the close of the year.
			Principal.	Secondary.	Total.			Cured.	Relieved.	Discharged otherwise.	Died.	
Operations on the ear..	Removal of polypus ...	...	5	...	5	5	5	5	...	...	...	...
	Foreign body ear ...	...	666	3	669	666	666	648	10	8	..	...
	Total.....	...	671	3	674	671	671	653	10	8	..	...
Opertion on the pharynx and œsophagus	Dilatation of stricture ..	...	2	1	3	2	2	1	1	...	..	...
	Foreign body throat ...	...	30	...	30	30	30	30	...	...	...	...
	Swabbing throat ...	...	28	7	35	28	28	28	...	...	..	...
	Total.....	...	60	8	68	60	60	59	1	...	...	...
Operations on the thorax and breast...	Excision breast ...	...	3	...	3	3	3	3	...	...	...	...
	Incision and drainage of pleural cavity ..	...	2	...	2	2	2	2	...	...	...	...
	Total.....	...	5	...	5	5	5	5	...	...	..	...
Operations on the abdomen...	Paracentesis ...	1	87	35	122	87	88	10	77	1	...	...
	Application of stomach pump ...	...	21	2	23	21	21	6	14	...	1	...
	Excision omentum ...	...	1	...	1	1	1	1	...	...	...	...
	Feeding through tube ...	...	4	...	4	4	4	4	...	...	...	...
	Suturing intestines ...	...	2	...	2	2	2	...	...	1	1	...
	For strangulated hernia ...	...	15	...	15	15	15	2	8	1	4	...
	For radical cure of hernia ...	.	18	...	18	18	18	15	...	2	1	...
	Abscess liver ...	...	5	...	5	5	5	4	...	...	1	...
	Washing out stomach ...	...	50	21	71	50	50	20	28	1	1	...
	Intestinal obstruction ...	...	12	...	12	12	12	6	4	...	1	1
	Laparotomy ...	...	1	...	1	1	1	..	...	...	1	...
	Total.....	1	216	58	274	216	217	68	131	6	11	1
Operations on the rectum and anus...	For fistula in ano ...	...	28	...	28	28	28	26	1	1	...	...
	For stricture of rectum ...	...	5	...	5	5	5	5	...	...	...	...
	Polypus rectum ..	...	1	...	1	1	1	1	...	...	...	...
	For hæmorrhoids ...	...	26	...	26	26	26	15	8	1	...	2
	For imperforate anus ...	...	10	...	10	10	10	7	...	2	1	...
	For prolapse of rectum ...	1	281	3	284	281	282	251	31	...	...	...
	Enema ...	...	901	104	1,005	901	901	806	92	1	...	2
	Excision lower third rectum ...	...	1	...	1	1	1	...	1	...	...	...
	Total.....	1	1,253	107	1,360	1253	1254	1,111	133	5	1	4
Operations on bladd r and urethra...	Washing out bladder ...	...	135	62	197	135	135	114	20	...	...	1
	Cystotomy ...	...	2	...	2	2	2	...	1	...	1	...
	Removal of prostatic calculus ...	...	1	...	1	1	1	1	...	...	...	...
	Lateral lithotomy ...	...	1	...	1	1	1	1	...	...	...	...
	For stricture											
	Gradual dilatation ...	1	95	12	107	95	96	39	57	...	...	...
	Rapid dilatation ...	...	16	...	16	16	16	11	5	...	...	...
	External urethrotomy ...	...	1	...	1	1	1	1	..	...	..	...
	Cock's operation ...	1	...	...			1	1	..	...	...	...
	Plastic operation for male urethra.	...	32	...	32	32	32	30	...	...	..	2
	Paracentesis ...	...	3	...	3	3	3	1	2	...	...	...
	Syringing urethra ...	...	235	26	261	235	275	205	28	...	...	2
	Total	2	521	100	621	521	523	404	113	..	1	5
Operations on the male generative organs...	For phimosis ...	5	197	...	197	197	202	197	...	...	...	5
	For paraphimosis ...	...	257	...	257	257	257	257	...	...	...	...
	Amputation penis ...	...	20	...	20	20	20	13	6	..	...	1
	For Hydrocele.											
	Tapping ...	...	82	6	88	82	82	11	71	...	...	...
	Tapping and injection ...	..	18	...	18	18	18	8	9	1	..	...
	Castration ..	...	6	...	6	6	6	5	...	...	1	...
	Resection tunica vaginalis	3	31	...	31	31	34	32	...	...	...	2
	Incision and drainage of tunica vaginalis	...	2	...	2	2	2	2	...	...	...	...
	Removal of prepuce ...	1	88	...	88	88	89	89	...	...	...	...
	Removal of scrotum ...	1	1	...	1	1	2	2	...	...	...	...
	Total	10	702	6	708	702	712	616	86	1	1	8

C.—MEDICAL RELIEF—*concluded.*

(67)—Statement showing the results of surgical operations performed in the Hospitals and Dispensaries of Travancore during the Malabar year 1077.

1	2	3	4			5	6	7				8
Class.	Nature of operation.	No. of patients remaining under treatment on 31st Audi 1076.	Number of operations performed during the year.			No. of patients operated on in column 4.	Total of columns 3 and 5.	Results of column 6.				Number of patients remaining under treatment at the close of the year.
			Principal.	Secondary.	Total.			Cured.	Relieved.	Discharged otherwise.	Died.	
Operations on the female generative organs...	Ovariotomy ...	...	6	...	6	6	6	4	...	...	1	1
	Kolporrraphy ...	...	2	...	3	3	3	3	...	...	...	...
	Removal of uterine polypus ...	...	3	...	3	3	3	2	1	...	...	...
	Scraping uterine cavity ...	...	29	4	33	29	29	25	4	...	...	...
	Irrigation uterus ...	...	435	111	546	435	435	252	167	13	...	3
	Plugging of uterine cavity ...	...	9	...	9	9	9	9	...	...	...	...
	Dilatation of cervix uteri ...	...	19	...	19	19	19	19	...	...	...	...
	Dilatation of vagina for spasmodic atresia...	...	1	...	1	1	1	1	...	...	...	...
	Cauterisation of O. S. uteri ...	...	13	...	13	13	13	9	4	...	...	...
	Irrigation vagina ...	2	240	863	1,103	240	242	171	60	5	...	6
	Plugging of vagina ...	...	23	...	23	23	23	20	3	...	...	...
	Repair of urinary fistula ...	...	21	23	44	21	21	15	3	...	...	3
	Repair of perineum ...	1	21	...	21	21	22	20	...	1	...	1
	Repair of rectal fistula ...	...	3	...	3	3	3	3	...	...	...	...
	Rectification of uterine displacement...	...	75	9	84	75	75	36	32	4	...	3
	Adjustment of pessaries ...	1	26	2	28	26	27	21	5	1	...	...
	Hæmato kolpos ...	...	1	...	1	1	1	1	...	...	...	...
	Total.....	4	928	1,012	1,940	928	932	611	279	24	1	17
Obstetric operations ...	Application of forceps ...	...	209	...	209	209	209	186	7	2	11	3
	Version ...	2	36	...	36	36	38	30	2	1	5	...
	Craniotomy ...	...	77	...	77	77	77	60	6	2	8	1
	Application of the craniotomy forceps...	...	6	...	6	6	6	6	...	...	...	...
	Evaseration ...	...	4	...	4	4	4	3	...	...	1	...
	Cbephilotropsy ...	...	4	...	4	4	4	3	1	...	...	...
	Induction of premature labor ...	...	2	...	2	2	2	2	...	...	...	...
	Decapitation ...	...	1	...	1	1	1	1	...	...	...	...
	Puncture of membrane ...	...	31	...	31	31	31	30	...	...	1	...
	Evacuation of uterus...	...	4	...	4	4	4	4	...	...	...	...
	Separation and extraction of placenta after delivery...	...	73	...	73	73	73	69	2	1	1	...
	Total.....	2	447	...	447	447	449	394	18	6	27	4
Operations not classified ...	Plastic operations ...	3	179	3	182	179	182	179	...	2	...	1
	Artificial respirations...	..	16	...	16	16	16	16	...	...	...	...
	Total.....	3	195	3	198	195	198	195	...	2	...	1
	Grand Total.....	124	22,679	13,46	24,025	22,679	22,803	20,193	2,274	109	53	174

D.—VETERINARY HOSPITAL.

(68)—Annual Return of sick and lame animals treated in the Trivandrum Veterinary Hospital during the year M. E. 1077.

Number.	Diseases.	Remaining at the end of 1076.	Admitted during 1077.	Discharged.					Remaining at the end of 1077.	Remarks.
				Cured.	Relieved.	Incurable.	Died.	Destroyed.		
1	Abscess	...	5	4	...	...	...	...	1	
2	Anasarca	...	1	1	...	...	..	...	...	
3	Broken Horn...	...	1	1	...	...	...	...	...	
4	Broken Knee...	...	3	3	...	...	...	...	...	
5	Canker	...	1	1	...	...	...	...	...	
6	Castration	...	3	3	...	...	...	...	...	
7	Catarrh	...	6	5	...	...	...	...	1	
8	Colic	1	...	1	...	...	...	...	...	
9	Congestion of Lungs	...	2	2	...	...	...	...	...	
10	Corneitis	...	1	1	...	...	...	...	...	
11	Diarrhœa	...	8	8	...	...	...	...	...	
12	Dyspepsia	...	9	9	...	...	...	...	...	
13	Dysentery	...	6	6	...	...	...	...	...	
14	Fever	1	37	37	...	...	...	...	1	
15	Filaria Oculi...	...	1	1	...	...	...	...	...	
16	Hepatitis	...	1	1	...	...	...	...	...	
17	Hœmaturia	...	1	1	...	...	...	...	...	
18	Ieterus	...	1	1	...	...	...	...	...	
19	Indigestion	...	15	15	...	...	...	...	...	
20	Injury	...	1	1	...	...	...	...	...	
21	Mange	...	3	3	...	...	...	...	...	
22	Nephritis	...	3	3	...	...	...	...	...	
23	Orchitis	...	1	1	...	...	...	...	...	
24	Paralysis	...	2	2	...	...	...	...	...	
25	Parturition (Difficult)	...	6	6	...	...	...	...	...	
26	Pneumonia	...	6	6	...	...	...	...	...	
27	Prolapsis Uteri	...	1	1	...	...	...	...	...	
28	Retention of Placenta	...	4	4	...	...	...	...	...	
29	Retention of Urine	...	1	...	...	...	...	..	1	
30	Saddlegall	...	1	1	...	...	...	...	...	
31	Sprain	2	10	9	1	1	...	...	1	
32	Surfeit	...	1	...	...	...	...	...	1	
33	Swelling	...	2	2	...	...	...	...	...	
34	Tumour	...	2	2	...	...	...	...	...	
35	Tympanitis	...	5	5	...	...	...	...	...	
36	Ulcer	1	22	22	...	1	...	...	...	
37	Uterine Inversion	...	1	1	...	...	...	...	...	
38	Wound	...	6	6	...	...	...	...	...	
39	Yokegall	...	7	7	...	...	...	...	...	
	Total.....	5	187	183	1	2	...	...	6	

ABSTRACT.

Remaining at the end of 1076	5
Admitted during 1077	187
Discharged cured	183
.. Relieved	1
.. Incurable	2
.. Died	..
.. Destroyed	..
Remaining at the end of 1077	6
Total.....192	

Animals admitted.

Horses and ponies	22
Cattle	142
Buffaloes	16
Dogs	7
Goats	4
Elephant	1
Total	192

CHAPTER VII.—INSTRUCTION.

A.—EDUCATION.

(69)—Statement of Schools and Scholars for 1077.

Classes of Institutions.	1077.	
	Number of Schools.	Number of Scholars.
Government Institutions.		
Arts Colleges	2	193
Law College	1	124
English High Schools for Boys	5	2,162
Do. do. do. Girls	1	361
Do. Middle do. Boys	21	2,450
Do. do. do. Girls	...	...
Vernacular High do. Boys	1	488
Do. do. do. Girls	1	436
Do. Middle do. Boys	44	11,210
Do. do. do. Girls	24	3,487
Upper Primary do. Boys	21	2,939
Do. do. do. Girls	13	1,250
Lower do. do. Boys	261	19,752
Do. do. do. Girls	32	2,155
Training Schools	2	72
Other Special Schools	4	222
Private Aided Institutions.		
Arts Colleges	...	...
English High Schools for Boys	6	1,969
Do. do. do. Girls	2	541
Do. Middle do. Boys	15	1,724
Do. do. do. Girls	6	802
Vernacular High do. Boys	...	...
Do. do. do. Girls	...	...
Do. Middle do. Boys	3	593
Do. do. do. Girls	5	423
Upper Primary do. Boys	14	1,090
Do. do. do. Girls	2	190
Lower do. do. Boys	828	41,179
Do. do. do. Girls	79	4,138
Training Schools	3	75
Other Special Schools	4	184
Private Unaided Institutions.		
Arts Colleges	3	81
English High Schools for Boys	3	1,168
Do. do. do. Girls	...	...
Do. Middle do. Boys	18	1,534
Do. do. do. Girls	...	...
Vernacular High do. Boys	...	...
Do. do. do. Girls	...	...
Do. Middle do. Boys	3	540
Do. do. do. Girls	...	...
Upper Primary do. Boys	5	287
Do. do. do. Girls	1	55
Lower do. do. Boys	2,347	84,945
Do. do. do. Girls	27	970
Training Schools	1	6
Other Special Schools	2	48
Total.....	3,810	1,89,843

A.—EDUCATION—*continued.*

(70)—*Collegiate Education—General.*

Management.	Taluk.	Institution.	No. on register at end of 1076.	No. on register at end of 1077.	Increase.	Decrease.	Percentage attendance.	Number vaccinated.	Distribution of students according to classes. Junior F. A.	Senior F. A.	Junior B. A.	Senior B. A.	Distribution of students according to caste or creed. Europeans.	Eurasians.	Tamil Brahmins.	Malayali Brahmins.	Kshatriyas.	Malayali Sudras.	Pandy Sudras.	Ilavas.	Other Hindus.	Syrian Christians.	Roman Catholic Christians.	Protestant Christians.	Distribution of students according to occupation of parents or guardians. Government servants.	Teachers not Government servants.	Landholders or agriculturists.	Vakils.	Labourers or coolies.	Traders or merchants.	Artisans.	Others unspecified.	Examination results. B. A. No. examined.	English language. No. passed.	2nd language. No. examined.	2nd language. No. passed.	Science. No. examined.	Science. No. passed.	F. A. No. examined.	F. A. No. passed.	Expenditure. Rs.	Ch.	C.	Receipts. Rs.	Ch.	C.	Cost to Government. Rs.	Ch.	C.
Government	Trivandrum	H. H. Maha Rajah's College	159	185	26		92·25	179	58	41	49	37	2	91	3	4	56	8	3	8	4	6	83	2	65	8	10	17	31	22	26	21	38	21	21	17	64,411	15	10	7,972	12	4	56,439	3	6
Do.	Do.	H. H. Maha Rajah's College for Girls	2	8	6		95·1	8	7	1			1	1			3				1		2	6				2							1	1	2,330						2,330		
Private	Do.	Holy Angel's Convent College	3	1	1		91·2		2	2			2	2									1				1								1	1										
Do.	Agastiswaram	Scott Christian College, Nagercoil	22	20		2	93·0	6	10	10				12			1						7	3	5	10	1							10	2										
Do.	Kottayam	C. M. S. College, Kottayam	58	57		1	87·5		31	26				5			17			1	25		6	7		35	3							32	20										
		Total	244	274	30		91·8	193	108	80	49	37	5	108	3	4	76	9	3	9	30		24	106	7	110	12						31	22	26	24	38	21	65	41	66,741	15	10	7,972	12	4	58,769	3	6

(71)—*Collegiate Education—Special.*

Management.	Taluk.	Institution.	Number on register at end of 1076.	Number on register at end of 1077.	Increase.	Decrease.	Percentage attendance.	Number vaccinated.	Distribution of students according to classes. Senior B. L.	Junior B. L.	Pleadership.	Distribution of students according to caste or creed. Europeans.	Eurasians.	Tamil Brahmins.	Malayali Brahmins.	Kshatriyas.	Malayali Sudras.	Pandy Sudras.	Konganiks.	Ilavas.	Chaniars.	Paraiyas.	Pulayas.	Vedars.	Kuravers.	Vahias.	Kanikas.	Other Hindus.	Mahomedans.	Syrian Christians.	Roman Catholic Christians.	Protestant Christians.	Distribution of students according to occupation of parents or guardians. Government servants.	Teachers not Government servants.	Landholders or agriculturists.	Traders or merchants.	Vakils.	Labourers or coolies.	Artisans.	Others unspecified.	Examination results. B. L. Number appeared.	B. L. Number passed.	F. L. Number appeared.	F. L. Number passed.	Pleadership. Number appeared.	Pleadership. Number passed.	Expenditure. Rs.	Ch.	C.	Receipts. Rs.	Ch.	C.	Cost to Government. Rs.	Ch.	C.
Government	Trivandrum	H. H. The Maha Rajah's Law College	194	124		70	94·3	120	23	27	74			91			57	1		1								6		22	2	4	32	2	58	3	17			12	45	17	33	14	45	21	9,024	5	6	9,514					

A.—EDUCATION—*continued.*

School Education—General.

(72)—*English—High Schools.*

Management.	Taluk.	Institution.	Number on register at end of 1077.	Percentage attendance.	Number vaccinated.	Distribution of pupils according to classes. Class I.	Class II.	Class III.	Class IV.	Form I.	Form II.	Form III.	Form IV.	Form V.	Form VI.	Distribution of pupils according to caste or creed. Europeans.	Eurasians.	Tamil Brahmins.	Malayali Brahmins.	Kshatriyas.	Malayali Sudras.	Pandy Sudras.	Konganiks.	Ilavas.	Chaniars.	Paraiyas.	Pulayas.	Vedars.	Kuravers.	Vahias.	Kanikas.	Other Hindus.	Mahomedans.	Syrian Christians.	Roman Catholic Christians.	Protestant Christians.	Distribution of pupils according to occupation of parents or guardians. Government servants.	Teachers not Govt. servants.	Landholders or agriculturists.	Vakils.	Labourers or coolies.	Traders or merchants.	Artisans.	Others unspecified.	Examination results. Matriculation. No. examined.	Matriculation. No. passed.	Lower Secondary. No. examined.	Lower Secondary. No. passed.	Middle School. No. examined.	Middle School. No. passed.	Expenditure. Rs.	Ch.	C.	Receipts. Rs.	Ch.	C.	Cost to Government. Rs.	Ch.	C.
Government.	Agastiswaram	Kottar High School	424	85·5	381				76	65	61	51	63	64	40			217		1	34	96			3							5				8	4	117	3	184	25	6	52	16	20	23	10	23	16			7,061	15	13	4,536	15	1	2,544	2	5
Do.	Trivandrum	H. H. the Maha Rajah's High School	209	91·3	200			71	68	107	121	111	138	121	67		20	230	2	26	271	89		15									2	11	15	1	65	186		184	30	2	53	6	18	39	26					16,517	26	3	18,109	5				
Do.	Do.	Do. for Girls	361	88·3	361	54	62	75	41	46	38	30	9	4		18	9		2	77	15	15										23			23	46	117	166		57	12	11	27	12	46	4	4	9	7			11,954	13	5	187	1	15	11,767	1	6
Do.	Quilon	Quilon High School	151	87	151				32	51	48	76	45	30	41		5	48	2		168	14	6	44									10	4	28	1	18	76	3	145	51		51	7	5	19	8						5,876	24	12	3,208			2,668	24	12
Do.	Ambalapuzha	Alleppey do.	231	82	231		35	25	22	37	43	23	13	22	11		8	28	2	1	59	28	7	2									13	11	18	27	1	60		71	56		41	3	30	18	5			7	6		5,706	19	7	2,011	11		3,705	8	7
Do.	Parur	Parur do.	348	89·5	322				73	95	46	44	28	25	30		2	79	2		171	11	1	15											37	22	1	88	4	103	56		22	1	31	11	6	5	4				6,066	5	8	3,381	8		2,724	2	
Aided	Trivandrum	Native High School	122	83	55			31	10	50	50	43	35	38	35		1	82	9	7	157	20	6	1									18	7	38		1	157	11	121	9		13	5	6	19	4	14	9				2,456	25	3				2,456	25	3
Do.	Do.	Town High School	115	77·05	45	21	10	27	31	50	42	45	44	60	81		1	205	1		43	20		18									3	1		14		98	10	86	11		45		163	31	17	11	9	1	1	1,400	1	14				1,400	1	14
Do.	Do.	St. Joseph's do.	268	74·5	250			68	21	40	36	27	25	21	27			34	8		1	48	30		11	1	1						18	11	12	82	12	117	7	55	4	3	48	6	19	14	3	3	1			1,265	15	4				1,265	15	4
Do.	Do.	Holy Angel's Convent High School for Girls	105	78·8	16	229	24	22	13	56	12	10	10	7	12	26	156		7			15	6		3	5			9				7		13	156	2	119		26	1	15	12	11	224	5	5	10	10			2,628	12	11				2,628	12	11
Do.	Agastiswaram	Nagercoil Girls' High School	130	44	130		21	23	21	23	15	16	5	2	6																		1				135	14	80	22		1	6		4	2	1	8	2			876	10	5				876	10	5
Do.	Changanachery	St. Berchman's High School	230	41·4	218			32	21	21	20	34	29	31	32			11		2	36	2	3										2	2	6	164	1	13	4	152	12	1	16		2	13	4	9	6			1,007	16	7				1,007	16	7
Do.	Kottayam	Mar Dionysius Seminary	52	88·9	510			91	56	77	49	58	72	40	71		7	19	2		146	4											6	3	314	9	19	81	8	322	22	3	36	1	50	31	6	26	32			1,851	27	12				1,851	27	12
Do.	Do.	Mar Thoma Syrian Seminary	211	85·4	86			41	11	18	21	31	37	15	34			4	1	2	13		1	7									3		160	4	16	17	9	117	10	1	24	1	32	11	2	11	6			1,332						1,332		
Private	Agastiswaram	Nagercoil L. M. High School	206	83	46		15	29	47	28	25	35	53	25	76			11			6	5		1									5	1			267	16	56	118	2	9	47	9	39	21	9	25	17											
Do.	Trivandrum	Fort High do.	236	77·2	248		24	19	13	34	27	34	34	24	68			138	10	7	85	24		3									14	2	1	1	2	86	5	107	13	36	25	10	4	38	8											
Do.	Kottayam	C. M. S. High do.	586	88			21	29	41	60	65	79	90	85	116		1	39			100	1	1	5					1				14	1	179	16	228	69	14	202	15	4	41	4	207	87	24	59	32											
		Total	6,201	83·6	3,832	304	210	586	676	688	735	783	790	629	714	36	253	1,235	31	43	1,483	361	93	192	9	1		9	1				282	71	510	500	862	1,740	253	2,171	268	172	589	95	1,013	387	136	225	151	8	7	66,193		8	31,467		24	34,785	3	9

A.—EDUCATION—*continued.*

SCHOOL EDUCATION—GENERAL.

(73)—English—Middle Schools.

Management.	Taluk.	Institution.	Number on register at end of 1077.	Percentage attendance.	Number vaccinated.	Distribution of pupils according to classes. Class I.	Class II.	Class III.	Class IV.	Form I.	" II.	" III.	" IV.	" V.
Govt.	Tovala	Bhutapandi English Middle School	101	89·7	56	...	...	...	36	32	24	9	...	...
Do.	Eraniel	Eraniel do.	127	88·5	26	...	...	...	29	34	30	34	...	...
Do.	Kalkulam	Thackalay do.	168	86·0	167	...	...	...	55	31	30	21	31	...
Do.	do.	Tiruvattar do.	66	81·6	66	...	...	...	21	17	12	16	...	...
Do.	Neyyattinkara.	Neyyattinkara do.	110	88·7	110	...	...	...	32	34	24	20	...	...
Do.	Chirayinkil	Chirayinkil do.	59	88·4	13	...	...	...	19	11	16	13	...	...
Do.	do.	Attungal do.	90	85·3	11	...	...	...	31	19	14	20	6	...
Do.	Kottarakara	Kottarakara do.	98	85	91	...	...	...	33	23	23	19	...	...
Do.	Shencottah	Shencottah do.	67	81	67	...	...	...	25	15	16	11	...	...
Do.	Karunagapalli.	Kayenkulam do.	157	87	157	...	...	...	42	43	49	23	...	...
Do.	Kartigapalli	Haripad do.	195	87	45	...	...	...	41	48	40	48	18	...
Do.	Mavelikara	Mavelikara do.	276	90	23	...	...	...	55	53	48	57	36	25
Do.	do.	do. Special do.	36	80	6	...	3	3	6	2	4	4	6	8
Do.	Chengannur	Chengannur do.	99	87	71	...	...	...	18	32	28	21	...	...
Do.	Tiruvalla	Tiruvalla do.	105	87	104	...	...	...	42	21	19	12	11	...
Do.	Ambalapuzha	Ambalapuzha do.	90	92·3	90	...	...	...	15	24	23	17	11	...
Do.	Shertala	Shertala do.	56	81·3	7	...	...	...	20	22	10	4	...	...
Do.	Vaikam	Vaikam do.	249	91·5	249	...	...	...	61	56	45	17	47	23
Do.	Changanachery	Changanachery do.	88	87·2	88	...	...	...	23	24	16	16	9	...
Do.	Meenachil	Bharananganam do.	139	88·1	...	21	9	29	37	15	21	7	...	...
Do.	Alengad	Alwaye do.	74	86·4	70	...	...	...	29	20	16	9	...	...
Aided.	Vilavankode	Martandam L. M. S. School	277	81·3	88	...	...	70	59	61	57	30	...	...
Do.	Trivandrum	Fort Zenana Mission Girls' School.	235	70·2	216	144	41	24	10	9	5	2	...	...
Do.	Quilon	St. Joseph's Convent Girls' School.	80	65	64	22	9	15	14	10	7	3	...	...
Do.	Mavelikara	C. M. S. English Middle School	118	83	118	...	24	45	18	19	12	...	...	...
Do.	do.	Kattanam do.	52	87	18	...	14	15	13	10	...	...	...	...
Do.	do.	Mar Gregorius School	81	86	78	...	13	19	24	16	9	...	...	...
Do.	Chengannur	Kodukulanji English School	56	91	32	...	...	...	23	13	13	7	...	...
Do.	Tiruvalla	Mallapalli do	100	79	87	...	...	...	62	12	12	14	...	...
Do.	Ambalapuzha	Leo. XIII School, Alleppey	197	83·5	197	35	32	29	24	15	18	22	7	15
Do.	do.	Thalavady C. M. S. English School	79	93·7	70	...	...	36	19	16	8	...	...	...
Do.	do.	St. Aloysius English Middle School, Edathwa.	90	88·4	76	...	...	11	17	16	16	16	14	...
Do.	do.	St. Joseph's European Girls' School, Alleppey.	116	81·3	116	58	11	10	13	11	6	7	...	...
Do.	Kottayam	C. N. I. Practising School	189	80	185	65	29	43	12	14	11	15	...	...
Do.	do.	Pallam A. V. School	95	89·5	94	...	...	23	22	24	15	11	...	...
Do.	do.	Olesha C. M. S. English School	88	83	81	...	31	19	16	12	10	...	...	...
Do.	do.	Mar Gregorius School	72	87·3	63	...	...	23	27	11	11	...	...	...
Do.	do.	Buchanan Institution, Pallam	123	92·3	123	...	...	45	37	18	10	13	...	...
Do.	do.	C. M. S. Girls' School, Kottayam	144	89·7	144	...	26	32	44	18	7	17	...	...
Do.	do.	St. Joseph's Convent do.	104	72·2	95	31	28	20	9	7	4	5	...	...
Do.	Ettumanur	St. Ephraim's School, Mannanam	157	83·8	151	...	...	28	42	34	23	20	10	...
Do.	Muvattupuzha.	C. M. S. English School, Muvattupuzha	73	85·02	52	...	22	21	15	8	7	...	...	...
Private.	Agastisvaram	Nagercoil Union English School	108	84·4	105	20	11	17	10	13	15	22	...	...
Do.	Trivandrum	Punnapuram English School	43	76·6	38	...	...	...	21	11	11	...	...	...
Do.	do.	Pettah do. Middle School	71	87·4	69	...	15	6	17	12	10	5	6	...
Do.	do.	Lekshmipuram Vidyasala, Trivandrum	155	86·0	145	...	27	31	22	32	33	10	...	...
Do.	Quilon	St. Aloysius English School	497	79	459	52	35	84	98	76	39	40	41	33
Do.	Tiruvalla	Abraham's Melpan's School	125	86	118	...	...	...	55	27	29	14	...	...
Do.	Changanachery	Puthupally M. D. School	65	75·3	64	...	14	17	13	11	10	...	...	...
Do.	Ettumanur	St. Mary's A. V. School	45	45·5	36	...	...	10	28	7	...	...	...	...
Do.	Ambalapuzha.	Anapranpal English School	97	92·2	54	...	...	38	23	14	4	10	8	...
Do.	do.	Nedumudy Gouri vilasom School	19	88·8	16	...	...	6	5	8	...	...	...	...
Do.	do.	Pulinkunnu St. John's School	45	87·5	10	...	5	10	7	14	9	...	...	...
Do.	do.	C. M. S. English School, Alleppey	108	83·4	102	10	20	20	24	23	11	...	...	...
Do.	Shertallay	Pope Leo XIII School, Ezhupunnay	45	74·8	17	20	11	6	4	4	...	...	...	...
Do.	do.	Erachery English School	16	80	16	...	...	6	3	4	3	...	...	...
Do.	Minachil	Poonjar do.	37	93·7	...	...	3	6	1	5	2	...	...	...
Do.	do.	Pala St. Thomas School	17	94·1	...	...	...	3	4	10	...	...	...	...
Do.	Muvattupuzha.	Kothamangalam St. Basalin's School	26	96·0	17	...	8	6	3	9	...	...	...	...
Do.	Kunnatnad	Edapally Vadackumbhagom School	35	86·6	30	...	6	5	3	17	4	...	...	...
		Total	6510	83·9	4961	478	447	831	1531	1229	949	681	261	103

Management.	Taluk.	Institution.	Distribution of pupils according to caste or creed. Europeans.	Eurasians.	Tamil Brahmins.	Malayala Brahmins.	Kshatriyas.	Malayali Sudras.	Pandy Sudras.	Konganies.	Elayas.	Chaunars.	Paraiyars.	Pulayars, Vedars.	Kuravas.	Valans, Kanies.	Other Hindus.	Mahomedans.	Syrian Christians.	Roman Catholic Christians.	Protestant Christians.	Distribution of pupils according to occupation of parents or guardians. Government servants.	Teachers not Govt. servants.	Land-holders or agriculturists.	Vakils.	Labourers or coolies.	Traders or merchants.	Artisans.	Others unspecified.	Examination results. Lower Secondary. No. examined.	No. passed.	Expenditure. Rs.	Ch.	C.	Receipts. Rs.	Ch.	C.	Cost to Government. Rs.	Ch.	C.
Govt.	Tovala	Bhutapandi English Middle School	...	...	39	...	...	1	35	...	...	...	...	...	...	...	1	4	...	...	21	19	5	62	3	...	4	...	8	6	6	1,445	11	9	727	13	...	717	26	9
Do.	Eraniel	Eraniel do.	...	...	7	...	...	16	28	...	1	2	1	...	...	...	12	...	...	4	56	17	4	56	2	...	18	10	20	36	19	1,540	13	13	948	2	8	592	11	5
Do.	Kalkulam	Thackalay do.	...	...	69	...	...	49	26	...	...	...	...	...	...	...	7	2	2	7	6	6	...	80	8	31	14	5	24	...	...	2,070	22	11	1,338	16	...	732	6	11
Do.	do.	Tiruvattar do.	...	...	18	...	...	28	9	...	...	...	1	...	...	...	3	...	...	2	5	20	...	30	3	...	6	...	7	12	5	1,508	14	11	536	15	...	971	27	11
Do.	Neyyattinkara.	Neyyattinkara do.	...	...	16	...	...	36	9	...	7	4	...	...	...	...	5	...	...	...	33	48	1	49	2	...	7	3	...	...	...	1,377	22	12	835	6	...	542	16	12
Do.	Chirayinkil	Chirayinkil do.	...	...	4	...	...	44	1	...	10	...	...	...	...	...	...	...	...	...	...	28	4	16	1	...	5	...	5	...	...	1,198	13	6	376	10	...	822	3	6
Do.	do.	Attungal do.	...	...	25	1	...	52	1	...	...	...	...	...	...	...	6	...	1	...	4	22	2	46	9	...	5	...	6	...	...	1,681	11	15	705	14	...	975	25	15
Do.	Kottarakara	Kottarakara do.	...	1	16	...	...	49	4	1	...	...	...	...	...	...	3	4	17	...	3	22	2	57	7	1	5	1	3	...	...	1,289	16	10	725	18	...	563	26	10
Do.	Shencottah	Shencottah do.	...	...	45	...	...	9	...	...	...	...	...	...	...	...	11	2	...	...	...	12	...	51	...	...	1	...	3	12	10	1,161	21	...	522	16	...	639	5	...
Do.	Karunagapalli.	Kayenkulam do.	...	...	10	...	...	51	9	13	19	...	...	...	...	...	1	...	29	32	3	26	3	82	3	4	26	...	13	...	...	1,685	6	11	1,245	27	...	439	7	11
Do.	Kartigapalli	Haripad do.	...	...	57	2	1	76	5	...	...	...	...	...	...	...	9	1	42	1	1	44	1	131	9	...	10	...	...	...	...	2,344	13	4	1,624	16	...	719	25	4
Do.	Mavelikara	Mavelikara do.	...	...	20	2	1	162	9	...	...	...	...	...	...	...	6	...	60	5	11	52	9	182	7	...	16	...	10	...	...	3,082	21	12	2,424	15	...	658	6	12
Do.	do.	do. Special do.	...	...	...	36	...	...	...	...	...	...	...	...	...	...	...	...	...	...	...	...	...	...	...	...	...	...	36	...	...	3,633	1	11	...	...	...	3,633	1	11
Do.	Chengannur	Chengannur do.	...	...	3	1	...	32	...	...	...	...	...	...	...	...	1	...	52	...	10	17	1	54	4	...	11	...	12	...	...	1,196	4	18	871	25	...	324	7	13
Do.	Tiruvalla	Tiruvalla do.	...	...	17	2	2	44	1	...	...	...	...	...	...	...	6	...	27	3	3	32	...	43	12	3	7	...	8	...	...	2,042	1	15	1,097	7	...	944	22	15
Do.	Ambalapuzha	Ambalapuzha do.	...	...	25	...	1	57	2	1	...	...	...	...	...	...	4	...	...	...	...	44	...	31	6	...	3	...	6	...	...	1,657	3	14	693	18	...	963	13	14
Do.	Shertala	Shertala do.	...	...	9	...	2	24	3	9	...	...	...	...	...	...	2	...	1	4	2	15	...	21	8	...	10	...	2	7	6	1,326	20	...	457	14	...	869	6	...
Do.	Vaikam	Vaikam do.	...	1	85	1	5	117	11	11	...	...	...	...	...	...	8	...	...	10	...	71	3	134	19	...	15	...	7	13	10	2,550	7	2	2,128	19	...	421	16	2
Do.	Changanachery	Changanachery do.	...	...	8	...	2	51	4	3	...	...	...	...	...	...	...	...	1	19	...	26	...	45	2	3	12	...	...	...	...	1,698	17	6	738	5	...	960	12	6
Do.	Meenachil	Bharananganam do.	...	...	2	...	...	27	...	...	...	...	...	...	...	...	...	...	2	108	...	8	4	107	4	2	14	...	...	7	6	1,041	18	8	574	10	...	467	8	8
Do.	Alengad	Alwaye do.	...	1	1	1	...	43	3	2	...	...	...	...	...	...	5	1	6	8	3	29	1	33	...	...	8	...	3	...	...	1,399	24	7	496	...	...	903	24	7
Aided.	Vilavankode	Martandam L. M. S. School	...	1	6	1	...	61	20	...	5	4	...	...	...	...	23	2	...	4	150	23	11	61	5	81	24	5	47	34	18	231	27	12	...	...	...	231	27	12
Do.	Trivandrum	Fort Zenana Mission Girls' School.	...	...	43	...	...	170	5	...	...	...	...	...	...	...	7	...	8	...	2	126	6	10	11	4	13	4	61	3	3	940	20	...	...	...	...	940	20	...
Do.	Quilon	St. Joseph's Convent Girls' School.	68	...	...	...	...	2	...	...	...	...	...	...	...	...	...	...	3	6	1	11	...	66	3	...	...	...	...	...	...	1,095	...	...	...	...	...	1,095	...	...
Do.	Mavelikara	C. M. S. English Middle School	...	...	...	...	...	2	...	...	...	...	...	...	...	...	1	...	64	1	50	27	12	35	...	19	25	...	...	...	...	120	...	...	...	...	...	120	...	...
Do.	do.	Kattanam do.	...	...	...	...	...	11	...	1	...	...	...	...	...	...	...	...	25	...	15	8	2	22	...	12	8	...	...	...	...	159	27	12	...	...	...	159	27	12
Do.	do.	Mar Gregorius School	...	...	...	...	...	17	2	...	...	...	...	...	...	...	...	...	62	...	...	6	4	54	2	...	15	...	...	...	...	194	8	14	...	...	...	194	8	14
Do.	Chengannur	Kodukulanji English School	...	...	...	...	...	11	...	...	...	...	...	...	...	...	...	...	18	...	27	3	3	41	...	...	5	...	4	...	...	268	18	3	...	...	...	268	18	3
Do.	Tiruvalla	Mallapalli do	...	...	1	...	...	6	...	...	...	...	...	...	...	...	...	...	47	...	46	...	11	88	...	...	1	...	...	...	...	225	27	12	...	...	...	225	27	12
Do.	Ambalapuzha	Leo. XIII School, Alleppey	...	12	16	...	2	6	4	...	9	...	...	...	...	...	...	12	2	130	4	21	5	40	7	24	45	16	39	3	2	572	18	7	...	...	...	572	18	7
Do.	do.	Thalavady C. M. S. English School	...	...	...	...	...	...	...	...	3	...	...	...	...	...	...	...	57	...	19	...	7	54	...	...	14	...	4	...	...	243	23	5	...	...	...	243	23	5
Do.	do.	St. Aloysius English Middle School, Edathwa.	...	...	...	...	...	11	...	...	...	...	...	...	...	...	...	...	13	65	1	...	...	78	...	...	12	...	...	6	5	454	2	15	...	...	...	454	2	15
Do.	do.	St. Joseph's European Girls' School, Alleppey.	41	...	...	...	...	...	...	...	...	...	...	...	...	...	...	...	...	70	5	...	14	20	...	50	10	...	22	3	3	599	4	9	...	...	...	599	4	9
Do.	Kottayam	C. N. I. Practising School	...	...	1	...	...	8	...	...	12	...	...	...	...	8	...	...	46	...	114	11	27	36	2	75	21	8	9	19	4	408	...	...	...	...	...	408	...	...
Do.	do.	Pallam A. V. School	...	...	...	...	2	10	...	...	1	...	...	...	...	...	...	...	55	...	27	10	14	43	...	7	5	1	15	15	13	348	...	...	...	...	...	348	...	...
Do.	do.	Olesha C. M. S. English School	...	...	4	...	...	15	...	...	...	...	...	...	...	...	...	...	35	4	30	15	17	37	2	2	5	...	10	5	5	203	14	...	...	...	...	203	14	...
Do.	do.	Mar Gregorius School	...	...	...	...	...	14	...	2	...	...	...	...	...	...	...	5	46	2	3	12	3	28	2	4	20	...	3	...	...	159	...	...	...	...	...	159	...	...
Do.	do.	Buchanan Institution, Pallam	...	...	...	...	...	...	...	...	...	...	...	...	...	...	...	...	45	1	77	15	39	37	2	5	5	3	17	12	12	864	27	12	...	...	...	864	27	12
Do.	do.	C. M. S. Girls' School, Kottayam	...	...	...	...	...	1	...	...	...	...	...	...	...	...	...	...	76	2	65	14	10	75	6	7	26	2	4	4	4	1,082	19	13	...	...	...	1,082	19	13
Do.	do.	St. Joseph's Convent do.	...	...	...	...	...	...	...	...	...	...	...	...	...	...	...	...	17	78	9	10	2	24	4	40	10	10	4	4	4	657	13	8	...	...	...	657	13	8
Do.	Ettumanur	St. Ephraim's School, Mannanam	...	...	8	...	...	9	...	1	...	...	...	...	...	...	1	...	2	136	...	3	2	137	...	4	11	...	...	4	4	551	18	10	...	...	...	551	18	10
Do.	Muvattupuzha.	C. M. S. English School, Muvattupuzha	...	1	16	...	2	25	1	...	...	...	...	...	...	...	5	3	14	2	4	25	...	19	13	...	4	...	12	...	...	202	22	9	...	...	...	202	22	9
Private.	Agastisvaram	Nagercoil Union English School	...	...	7	2	...	2	14	...	...	2	1	...	...	...	9	...	2	8	61	16	...	45	1	10	10	6	20	15	10	...	...	...	...	...	...	...	...	...
Do.	Trivandrum	Punnapuram English School	...	...	...	...	...	20	4	...	...	...	...	...	...	...	1	...	...	18	...	20	...	20	...	...	3	...	...	...	...	...	...	...	...	...	...	...	...	...
Do.	do.	Pettah do. Middle School	...	5	...	...	...	20	2	...	16	...	...	...	...	...	4	...	2	21	1	19	2	31	...	5	3	...	11	...	...	...	...	...	...	...	...	...	...	...
Do.	do.	Lekshmipuram Vidyasala, Trivandrum	...	...	144	...	...	8	2	...	...	...	...	...	...	...	1	...	...	...	...	75	...	...	...	6	...	6	1	67	...	...	...	...	...	...	...	...	...	...
Do.	Quilon	St. Aloysius English School	...	16	...	2	...	121	15	5	48	...	...	...	...	...	25	17	...	232	16	98	8	133	8	9	45	10	186	...	...	...	...	...	...	...	...	...	...	...
Do.	Tiruvalla	Abraham's Melpan's School	...	...	1	1	...	15	1	2	...	...	...	...	...	...	1	...	32	...	2	4	8	71	...	...	15	...	27	...	...	...	...	...	...	...	...	...	...	...
Do.	Changanachery	Puthupally M. D. School	...	...	...	...	...	4	...	...	...	...	...	...	...	...	...	...	57	1	3	1	...	60	...	1	3	...	...	...	...	...	...	...	...	...	...	...	...	...
Do.	Ettumanur	St. Mary's A. V. School	...	...	...	...	...	...	...	...	...	...	...	...	...	...	...	...	...	45	...	...	...	35	...	...	7	3	...	...	...	...	...	...	...	...	...	...	...	...
Do.	Ambalapuzha.	Anapranpal English School	...	...	18	...	...	45	2	...	...	...	...	...	...	...	...	...	12	...	20	4	...	87	...	...	1	...	5	...	...	...	...	...	...	...	...	...	...	...
Do.	do.	Nedumudy Gouri vilasom School	...	...	...	1	...	15	...	...	...	...	...	...	...	...	...	...	...	...	3	2	2	14	...	...	...	1	...	...	...	...	...	...	...	...	...	...	...	...
Do.	do.	Pulinkunnu St. John's School	...	...	...	...	...	2	...	...	...	...	...	...	...	...	...	...	...	43	...	...	...	40	...	...	5	...	...	...	...	...	...	...	...	...	...	...	...	...
Do.	do.	C. M. S. English School, Alleppey	...	...	15	...	...	10	15	10	3	...	...	...	...	10	6	15	11	13	31	3	19	5	5	27	4	...	14	7	4	...	...	...	...	...	...	...	...	...
Do.	Shertallay	Pope Leo XIII School, Ezhupunnay	...	1	...	...	...	...	...	...	...	...	...	...	...	...	...	...	2	42	...	...	1	18	...	26	...	...	...	...	...	...	...	...	...	...	...	...	...	...
Do.	do.	Erachery English School	...	...	...	...	...	...	...	...	...	...	...	...	...	...	...	...	...	16	...	...	...	16	...	...	...	...	...	...	...	...	...	...	...	...	...	...	...	...
Do.	Minachil	Poonjar do.	...	...	2	...	6	9	...	...	...	...	...	...	...	...	...	...	...	17	...	1	...	7	...	...	2	...	6	...	...	...	...	...	...	...	...	...	...	...
Do.	do.	Pala St. Thomas School	...	...	...	...	...	...	...	...	...	...	...	...	...	...	...	...	...	...	...	...	...	17	...	...	...	...	...	...	...	...	...	...	...	...	...	...	...	...
Do.	Muvattupuzha.	Kothamangalam St. Basalin's School	...	...	...	...	...	1	...	2	...	...	...	...	...	...	...	...	11	12	...	3	...	19	...	...	2	2	...	...	...	...	...	...	...	...	...	...	...	...
Do.	Kunnatnad	Edapally Vadackumbhagom School	...	...	1	...	1	33	...	...	...	...	...	...	...	...	...	...	...	...	...	2	...	33	...	...	...	...	...	...	...	...	...	...	...	...	...	...	...	...
		Total	...	148	759	17	63	1642	257	59	122	12	3	...	...	136	59	1078	1169	929	1174	253	3000	188	454	666	95	760	227	153	46,516	25	11	19,068	14	8	27,448	11	3

N. B. The cost on account of Schools which were abolished during the year is omitted.

A.—EDUCATION—*continued.*

School Education—General.

(74)—*Vernacular—High Schools.*

Management.	Taluk.	Institution.	No. on roll at end of 1077.	Percentage attendance.	Number vaccinated.	Distribution of pupils according to classes.								Distribution of pupils according to caste or creed.																		Distribution of pupils according to occupation of parents or guardians.									Examination results.		Expenditure.			Receipts.			Cost to Government.		
						Class I.	Do. II.	Do. III.	Do. IV.	Do. V.	Do. VI.	Do. VII.	Do. VIII.	Europeans.	Eurasians.	Tamil Brahmins.	Malayala Brahmins.	Kshatriyas.	Malayali Sudras.	Pandy Sudras.	Konganies.	Elavas.	Channars, Parayas, Pulayas, Vedars, Kuravers, Valans, and Kannies.	Other Hindus.	Mahomedans.	Syrian Christians.	R. C. Christians.	Protestant Christians.	Govt. servants.	Teachers not Govt. servants.	Land-holders or agriculturists.	Vakils.	Labourers or coolies.	Traders or merchants.	Artisans.	Others unspecified.	No. appeared.	Vernacular Elementary. No. passed.	Rs.	ch.	c.	Rs.	ch.	c.	Rs.	ch.	c.
Government	Trivandrum	Vernacular High School for boys	488	78·3	488	74	76	122	95	62	38	10	11	...	...	44	2	4	363	22	3	4	...	41	4	1	...	...	271	8	93	11	22	44	10	26	38	21	2,627	24	11	644	26		1,982	26	11
Do.	Do.	Do. for girls	436	78·3	426	111	81	105	73	24	25	10	7	...	...	41	2	...	384	5	...	...	...	4	...	...	...	...	248	27	59	34	29	23	13	3	20	13	6,279	16	5	..	...		6,279	16	5
		Total	924	78·3	914	185	157	227	168	86	63	20	18	...	...	85	4	4	747	27	3	4	...	45	4	1	...	...	522	35	152	45	51	67	23	29	58	34	8,907	13	..	644	26	..	8,262	15	...

A.—EDUCATION—*continued.*

School Education—General.

(75)—Vernacular—Middle Schools.

A.—EDUCATION—*continued.*

School Education—General.

(75)—VERNACULAR—MIDDLE SCHOOLS.

Management.	Taluk.	Institution.	Number on Register at end of 1077.	Percentage attendance.	Number vaccinated.	Distribution of pupils according to classes. Class I.	II.	III.	IV.	V.	VI.	Distribution of pupils according to caste or creed. Eurasians.	Tamil Brahmins.	Malayala Brahmins.	Kshatriyas.	Malayali Sudras.	Pandy Sudras.	Konambies.	Ilavas.	Chaunans.	Panayas. Pulayas. Vedans.	Kuravers.	Valans.	Kaimins.	Other Hindus.	Mahomedans.	Syrian Christians.	Roman Catholic Christians.	Protestant Christians.	Others unspecified.	Distribution of pupils according to occupation of parents or guardians. Government servants.	Teachers not Government servants.	Landholders or agriculturists.	Vakils.	Labourers or coolies.	Traders or merchants.	Artisans.	Others unspecified.	Examination results. Vernacular Elementary. No. examined.	No. passed.	Expenditure. Rs.	Ch.	C.	Receipts. Rs.	Ch.	C.	Cost to Government. Rs.	Ch.	C.
Government	Agastisvaram	Suchindram Vernacular Middle School	235	72·01	56	102	31	35	49	18		92		16	100									21						42		143	3	25	10	3	9	15	3	1,240	19	14	282	8		958	11	14
Do.	Do.	Kottar do.	316	76·7	205	77	75	72	53	17	21	103		23	130		5							17	4		4			80	1	103	17	9	53	34	19	12	7	1,081	12	13	353	19	4	727	21	9
Do.	Eraniel	Eraniel do.	280	76·3	48	100	60	51	42	36		13		65	15			5	3					165		20	3			16	3	116	5	8	77	20	14			906	5	10	86	4	12	60		14
Do.	Kalkulam	Kalkulam do.	356	77·5	334	108	79	71	69	29		67	1	197	21									67	1	2				107	24	123	17	15	24	14	37	12	6	1,099	12	5	453	27		645	15	5
Do.	Do.	Tiruvattar do.	240	72·3	233	84	37	70	38	11		33	2	162	19									24						15	5	106	2	21	8	53		8	2	799	12	12	270	5	4	529	7	4
Do.	Do.	Thiruvattar do. for Girls	180	56·5	172	105	29	16	14	16		16	1	139	12									12						59		34	2	6	9	1	09	2	1	1,056	3	12				1056	3	12
Do.	Vilavankode	Vilavankode do.	260	74·3	204	75	78	44	45	18		22	1	162	13			3						40		10	9			51	3	105	4	16	29	18	34	11	3	846	19	8	335	9		511	10	8
Do.	Do.	Arudesapattu do.	200	60·0	100	41	30	56	47	26		24	1	147	3									25						37	2	116	4	20	6	12	3	13	3	606	4	9	275	14		420	18	9
Do.	Neyyattinkara	Neyyattinkara do.	648	76·7	646	151	107	140	109	40	28	30		420	13		24							78		10	84			151	4	383	12	22	22	31	43	38	11	1,689	25	12	738			951	25	12
Do.	Do.	Neyyattinkara do. do.	225	71·2	125	106	46	32	26	12		20	1	100	7									7						60		90	10	40	10	5	10	7	2	1,180	4	15				1180	4	15
Do.	Do.	Kanjirankulam do. do.	136	65·5	122	43	35	28	20	10				16			16	11						10			5	78		4	4	113	1	1	7	3	3	5	5	559	18	12				559	18	12
Do.	Trivandrum	Karamana do. do.	202	60·2	202	50	87	33	17	6		61		118										23						75	2	53	2	23	12	13	22			1,399	20	14				1399	20	14
* Do.	Do.	Normal School for Male Teachers, Practising Branch	324	86·4	324	88	97	74	25	20	11	19		178	20		18	8						32		3	31	5		48	6	42	5	27	13	24	59													
Do.	Nedumangad	Nedumangad Ver. Mdl. School for Boys	157	78·1	157	58	23	34	21	10	5	14		81	23	1	8							25						41		77		17	8		14	8	3	693	26	1	116	4	8	497	21	9
Do.	Chirayinkil	Chirayinkil do. do.	241	74·4	233	49	56	44	63	10	10			216	3									17			5			10		136	7	3	10	4	22	16	9	745	21	9	318	5	2	427	16	7
Do.	Do.	Attungal do. do.	226	78·4	221	63	55	61	26	21		20		158	1									41	1	5				52	1	126	6	4	6	6	25	10	8	585	20	3	259	15		326	5	3
Do.	Do.	Kadackavur do. do.	157	77·9	148	52	42	43	12	8				2			144							2	9					1	1	45	1	8	19	30	22	1	1	489	7	5	208	11		280	24	5
Do.	Do.	Chirayinkil do. for Girls	140	61·9	133	66	31	17	12	12				130										6			4			48		82	4		1	2	3	5	5	1,128	12	11				1128	12	11
Do.	Do.	Attungal do. do.	134	64·7	124	62	26	15	18	13		7		94	3									26				4		52		36	6	5	6	4	25	3	2	1,062	22	10				1062	22	10
Do.	Kottarakara	Kottarakara do. for Boys	275	77	275	58	78	70	26	25	16	19	1	203	11	2								2		30	1	2	12	1	108	5	4	13		11	13	3	785	25	8	354	14		431	11	8
Do.	Do.	Do. do. for Girls	130	63	130	63	30	23	9	5		22		85	3									3	1	10				64		45	5	8	7	1				577	12	12				577	12	12
Do.	Pathanapuram	Punalur do. for Boys	100	70	100	47	17	19	11	6		8		57	10									5	5	10		1		30		38	2	14	9	4	3	7	5	516	12	2	136	3		380	9	2
Do.	Shencottah	Shencottah do. do.	179	78	143	74	48	34	21	13	9	93	1		41									35	7	2				30		102	2	8	21	11	5	7	4	696	5	7	210	4		486	1	7
Do.	Do.	Aykudy do. do.	108	82	14	38	13	18	14	8	13	82			26															3		105								378	18	9	116	22		261	24	9
Do.	Quilon	Quilon do. do.	391	75	350	70	83	75	77	49	28	4		99	9	11	30							15		5	7	1	67	1	258	8	33	21	3			1,181	2	1	539	14		641	16	1
Do.	Do.	Paravur do. do.	216	90	9	61	37	59	36	15	8	2		205	3									3	1		2			41	2	150	2		18		3			625	7	7	345	13		279	22	7
Do.	Do.	Mavyanad do. do.	167	82	126	48	48	27	31	13				33			112							5	2		8	7		3	2	94		3	22	41	2			370	21	1	117	10		253	11	1
Do.	Do.	Quilon do. for Girls	153	60	16	77	36	27	19	8		14		123	3	5								2		11				55	1	51	7	19	7	4	14			627	17	7				627	17	7
Do.	Kunnattur	Padinjarekallada do. for Boys	144	70	35	49	42	22	20	8	3	1		97	2	3								8		30		3		15		106	1	6	5	3	8			446	16	7	64	12		382	4	7
Do.	Do.	Vallicod do. do.	100	58	100	44	15	6	27	17		1	4	81	3	1								8		11				9	2	91		1	2	4		11	6	476	5	11	121	19		354	14	11
Do.	Do.	Adur do. do.	165	68	165	61	31	37	21	15		2		98	1												01			20		138		5	2				452	25	4	165	23		287	2	4
Do.	Karunagapalli	Karunagapalli do. do.	209	70	200	98	51	62	50	24	22	11	1	222	1	12								20	17	16	9			53		100	17	3	17	7	3			1,280	23	13	397	21		883	2	13
Do.	Do.	Kayangulam do. do.	257	78	254	50	40	86	31	25	25			170	21	5								4	6	42	9			12	9	134		52	35	12	3			714	3	2	392	11		321	20	2
Do.	Do.	Karunagapalli do. for Girls	120	69	116	50	24	21	14	9		5		113	2															37		73	3	3	4					606	14	3				606	14	3
Do.	Do.	Kayangulam do. do.	145	53	48	60	41	28	11	5		1		49	7									8		70	9			27		37		9	62	4	6			640	23	10				640	23	10
Do.	Kartigapalli	Kartigapalli do. for Boys	230	75	230	28	45	80	43	34		31		138	8									13		24				65		153	2	9	1			20	3	962	12	5	324	9		578	3	5
Do.	Do.	Keerikad do. do.	193	74	193	60	26	21	36	36	14	3		164	6									4	4	12				8		109	1	1	8	1	3	6	3	638	22	14	207	20		430	2	14
Do.	Do.	Haripad do. for Girls	145	60	145	70	28	20	10	8		36		99	2									5		3				12		55	5	18	4	1	20	4	2	567	12					567	12	
Do.	Mavelikarai	Mavelikara do. for Boys	445	84	441	110	80	91	88	59	17	25	1	316	9	1								13		72	2	6		81	2	285	8	9	37	3	20	36	24	1,498	2	3	575	24	4	922	5	15
Do.	Do.	Do. do. for Girls	120	60	120	44	33	18	10	9		9		108	3															20		68	7	19				1	1	757	13	5				757	13	5
Government	Mavelikara	Puthiakavu do. for Girls	114	72	114	40	26	21	11	8					19									1		94				8		57	2	1	40		8	1	1	699	15	9				699	15	9
Do.	Chengannur	Chengannur do. for Boys	361	81	361	40	71	67	114	26	23	3	6	167	3									17		163				45	2	244	1	1	55	4	9			1,183	28	13	566	10		616	12	13
Do.	Do.	Do. do. for Girls	253	58	253	45	80	78	32	9		8		79	3									2		161				42	3	144	2	12	39		11			682	27	11				682	27	11
Do.	Tiruvalla	Tiruvalla do. for Boys	438	73	438	34	108	118	102	51	25	12		264	2	3								4		148				56	4	210	9	46	58	13	12			2,150	3	6	731	20	8	1418	10	14
Do.	Do.	Do. do. for Girls	175	60	90	90	32	33	9	12		10	3	154	2									2						43	4	95	5	13	7		8			648	3	12				648	3	12
Do.	Do.	Paliakaray do.	134	64	134	28	35	33	24	14																129		5		10	2	66	8	2	42	4	6			520	9	9				520	9	9
Do.	Ampalapuzha	Ambalapuzha do. for Boys	418	82·4	378	89	86	81	80	40	42	77	7	279	2	16								19	1		14			149	6	185	6	14	22	9	33	19	11	1,268	4	7	544	6		741	26	7
Do.	Do.	Do. do. for Girls	164	53·07	161	84	40	27	7	6		41	2	105		6								5			5			55		87	10		12					765	12	3				765	12	3
Do.	Shertallay	Shertalla do. for Boys	312	75·2	302	91	60	58	53	27	23	14		206	13	31								39			3			61		198	8	4	28	10	13	12	2	725	11	12	326	8		399	3	12
Do.	Do.	Do. do. for Girls	104	59·1	102	57	19	13	7	6		17		47	10	12								17						34		41	6	14	4	5		1	1	577	17					577	17	
Do.	Vaikam	Vaikam do. for Boys	428	76·8	176	65	91	117	91	35	29	75	1	14	255	10	18							20	1	11	23			70		334	19	6	20	1	69	15	11	1,206	13	13	403	25	8	802	16	5
Do.	Do.	Do. do. for Girls	136	63·1	59	40	34	21	20	15	6	20		3	100	5	3							3		1	1			35	2	40	5	2	8		14	3	2	590	1					590	1	
Do.	Ettumanur	Ettumanur do. for Boys	200	76·1	107	86	42	48	35	31	18	8		174	4	11								30			33			17	2	155	2	1	15	2	26			553	11	14	217	19		225	20	14
Do.	Do.	Do. do. for Girls	120	61·9	97	60	19	20	8	5	8	4		92	2	4								17		1				43	2	37	4	2	4	6	24			823	2	2				823	2	2
Do.	Kottayam	Kottayam do. for Boys	280	77·1	202	37	60	74	61	27	21	15	1	205	4	1								11	3	35	2	3		62	6	152	15	7	31		7	19	6	590	21	2	365	20		624	23	2
Do.	Do.	Do. do. for Girls	120	57·8	114	55	32	19	9	5		24		89	4									2						57		52	10				1	1		641	2	14				641	2	14
Do.	Changanachery	Changanachery do. for Boys	233	69	178	60	41	41	30	24	28	19	1	110	4	9								8	3		85			48	2	111	6	7	44		15	20	7	811	25	6	302	25		508	26	6
Do.	Do.	Changanachery do. for Girls	134	76·4	134	48	23	20	24	22		1		72										7			54			7		108		11	8					590	15	10	188	5		301	10	10
Do.	Do.	Perunai do. for Girls	102	65·4	56	55	16	12	10	9		6	2	63	1															11		81	4		6					662	7	11				662	7	11
Do.	Minachil	Pala do. for Boys	199	72·3	32	43	35	38	36	25	27	2	4	106	22									3	2	5	55			35	2	127	2	12	18		3	26	9	619	19	3	257	24		361	23	3
Do.	Muvattupuzha	Muvattupuzha do. for Boys	145	77·6	125	40	35	19	20	14	17		12		8	1								4	1	4	4			40		61	9	1	7		21	9	4	685	19	4	178	19		507		4
Do.	Todupuzha	Todupuzha do. do.	161	58·01	65	68	27	27	14	16	9	24	5	40	5									78	4		5			55	1	71		5	5		26	5		461	10	8	116	24		344	23	8
Do.	Kunnathnad	Perumpavur do. do.	144	70·9	136	26	27	31	25	19	16	29	2	94										2	1		16			34		61	5		9		35	17	8	433	25	11	196	26		436	27	11
Do.	Do.	Edapally do. do.	248	79·7	210	52	41	51	40	39	25	27		184	9									14		11				28	6	100	3	8	18		11			736	25	12	298	5	8	438	20	4
Do.	Do.	Do. do. for Girls	115	53·6	102	38	26	20	17	12	6	6		107										2						32	1	73					9			680	7	3				680	7	3
Do.	Alengad	Alwaye do. for Boys	127	74·4	44	38	25	18	31	15				100		12								3	2		1			24	2	98	2	6	20	1	4			483	14	14	119	12		364	2	14
Do.	Parur	Varur do. do.	375	80·9	30	50	87	78	111	30	19	2	28	271	21	8								12	2	14	2	13		117	1	157	10	12	40	11	22	21	10	1,204	25	5	415	8	8	789	16	13
Do.	Do.	Do. do. for Girls	115	60	105	54	26	19	10	6		39		68	2											5	2			32		51	12		20			1	1	633	13	6				633	13	6
Aided	Trivandrum	Paloulangara do. for Boys	130	70·5	120	50	30	30	14	6		1	3	114	4		1							15	1					63	4	101	5	11	9	21	7	2	1	275						275		
Do.	Do.	Kuthiravattam do. do.	151	73·1	57	59	32	30	20	10		2		91	15		2							38						41	12	20	12	17	20	6	20	6		240						240		
Do.	Do.	Punnapuram do. do.	303	74·3	50	108	56	75	39	18	16	5	2	274	12		1							8				1		220	9	42	3	7	8		4	9	4	448	13	13				448	13	13
Do.	Agastisvaram	Nagercoil do. for Girls	64	77	64	16	18	9	7	7	7																	64		2	20	21		13	7	3				317	25	7				317	25	7
Do.	Eraniel	Neyyoor do. do.	113	83·6	108			53	25	20	15					2											1	112		3	7	54		21		28			277	7	4				277	7	4
Do.	Kottayam	Buchanan Institution, Pallam	54	81·4	54	13	31			10																11		41		2	20	10		6	4	1	11	3	1	180						180		
Do.	Ettumanur	Kaipuzha Sacred Hearts' Convent Girls' School	81	82·3	35	34	19	9	9	10																	81				4	35		25	15	2		7	5	330	17	8				330	17	8
Do.	Changanachery	Changanacherry St. Joseph's Convent Girls' School	111	62·5	96	21	32	22	18	12	6			2													108	1	2	1	40	1		67				5	5	577	14					577	14	
Private	Neyyattinkara	Parassala L. M. S. Ver. Middle School	80	75·2	78			45	19	16				5	3		3	4					1			3	61		4	12	45	1	6	5	1	6											
Do.	Shertallay	Leo XIII School, Mararikulam	370	67·1	275	75	80	60	80	75																	370				15	135		45	45	8											
Do.	Do.	St. John's School, Kuthattukulam	90	78	31	21	22	19	12	15				4												75	11		2	3	63		15	8	1											
Total			16,253	719	12,638	4,965	3,532	3,312	2,580	1,489	616	4	1,432	51	52	9,299	733	170	304	31	3			1,264	87	1,298	1,019	600	3,542	231	8,196	372	915	1,466	439	1,080	466	211	57,390	8	14	13,107	18	6	43,832	18	8

* The cost on account of this school is included in that of the Normal School for Male Teachers.

Management.	Taluk.	Number of Schools	Number on Register at end of 1077.	Percentage attendance.	Number vaccinated.	Distribution of pupils according to classes. Class I.	Do. II.	Do. III.	Do. IV.	Distribution of pupils according to caste or creed. Europeans.	Eurasians.	Tamil Brahmins.	Malayala Brahmins.	Kshatriyas.	Malayali Sudras.	Pandy Sudras.	Konganies.	Elavas.	Channars.	Parayas, Pulayas, Vedars, Kuravers.	Velans.	Kanies.	Other Hindus.	Mahomedans.	Syrian Christians.	Roman Catholic Christians.	Protestant Christians.	Distribution of pupils according to occupation of parents or guardians. Government servants.	Teachers not Govt. servants.	Land-holders or Agriculturists.	Vakils.	Labourers or coolies.	Traders or merchants.	Artisans.	Others unspecified.			Cost to Government. Expenditure.		Receipts.		Cost to Government.	
Government	Agastiswaram	1	210	83·2	27	111	52	24	20						1	36	47	48	2	162	29	5							10	18	1	44	56	4	2	34	16	92	613	24	3	53	14	539	10	3
Do.	Eranel ...	1	151	71	43	68	26	29	28								90	28		17	7								20	7		40	9			51	7	8	538	15	1	161	21	383	19	6
Do.	Kalkulam	1	158	60·2	150	79	32	29	18								57	7		57	10	13							94	14		44	9	6		18	7	13	850	7	1			570	7	7
Do.	Vilavancode	2	261	45	231	173	38	33	17								54	17		51	6								84	9		44	14	9		12	5	24	1,737	10	13			1,737	10	13
Do.	Neyyattinkarai	4	750	66	722	356	150	151	104								214	17		48	23								108	6		108	9	9		49	24	13	8,231	6	1	492	5	8	2,706	6	5
Do.	Trivandrum	2	203	72	287	158	64	41	41								544	36		19	26								10	1		6	1			23	13	6	318	15	5	104	21	718	13	15
Do.	Nedumangad	1	145	69·06	40	58	30	19	29								94	2		2									57	4		9	1			13	3	2	365	19	5	50	23	214	3	5
Do.	Chirayinkil	1	64	68	302	170	44	60	41								182	1		56									138	5		138	6	5		4	11		1,509	11		177	11	1,831	17	11
Do.	Pattanapuram	1	51	56·9	51	17	19	24	15								94	5		5									13	3		20	1			1			365	19	5	95	9	289	21	3
Do.	Shencottah	1	80	63·8	19	132	24	16	8								48	3		48									138	5		72	4	4		4	2	2	1,234	11	1	313	24	314	3	5
Do.	Quilon	1	88	71	173	132	58	58	30								74			74									1			179	2	1		2	1	1	335	12	3	95	9	980	15	1
Do.	Karthigapalli	1	89	48·01	88	42	16	17	13																							96	7	2		39	18	8	301	12	8	313	24	301	12	8
Do.	Mavelikara	1	80	51·3	43	20	18	22	22																							72	2	1		7	15	1	1,234	11	1			398	3	3
Do.	Chengannoor	1	135	65·5	85	70	17	16	9																							114	1	1		12	1	1	301	12	8			398	3	3
Do.	Tiruvalla	1	295	65·5	214	125	79	42	16																							84	1	1		2	1	1	1,234	11	1	313	24	1,234	11	1
Do.	Ambalapuzha	2	170	48	160	84	46	24	16																							72	1	1		2	1	1	301	12	8			301	12	8
Do.	Changanacherry	2	267	76·3	264	186	97	59	25																							114	1	1		2	1	1	1,234	11	1	313	24	1,234	11	1
Do.	Ettumanoor	1	98	65·5	70	44	46	25	9																							72	1	1		2	1	1	301	12	8			398	3	3
Do.	Meenachil	1	75	59·8	70	24	14	19	9																							114	1	1		2	1	1	1,234	11	1	313	24	1,234	11	1
Do.	Muvattupuzha	1	70	62·3	63	26	24	19	18																							72	1	1		2	1	1	301	12	8			398	3	3
Do.	Kunnathnad	1	63	48·6	60	20	19	13	7																							114	1	1		2	1	1	1,234	11	1	313	24	1,234	11	1
Aided	Agastiswaram	1	17	76·6	25	18	13	13	4																							72	1	1		2	1	1	301	12	8			398	3	3
Do.	Trivandrum	3	234	78	194	101	51	13	31																							114	1	1		2	1	1	1,234	11	1	313	24	1,234	11	1
Do.	Chirayinkil	3	168	74	121	51	23	16	4																							72	1	1		2	1	1	301	12	8			398	3	3
Do.	Tiruvalla	1	42	88	70	51	11	8	2																							114	1	1		2	1	1	1,234	11	1	313	24	1,234	11	1
Do.	Vaikam	1	106	74	12	35	21	18	11																							72	1	1		2	1	1	301	12	8			398	3	3
Do.	Ettumanoor	3	227	70	79	156	53	42	31																							114	1	1		2	1	1	1,234	11	1	313	24	1,234	11	1
Do.	Kottayam	1	120	70	116	73	20	18	27																							72	1	1		2	1	1	301	12	8			398	3	3
Do.	Changanacherry	1	90	80·8	93	31	50	16	18																							114	1	1		2	1	1	1,234	11	1	313	24	1,234	11	1
Do.	Meenachil	1	80	70·2	40	26	13	8	22																							72	1	1		2	1	1	301	12	8			398	3	3
Do.	Alengad	1	65	72·1	69	26	18	22	16																							114	1	1		2	1	1	1,234	11	1	313	24	1,234	11	1
Do.	Parur	1	70	62·4	15	38	18	22	16																							72	1	1		2	1	1	301	12	8			398	3	3
Private	Kottarakara	1	38	91	14																											114	1	1		2	1	1	1,234	11	1	313	24	1,234	11	1
Do.	Chengannoor	1	26	80	2	25	25	7	27																							72	1	1		2	1	1	301	12	8			398	3	3
Do.	Ambalapuzha	1	103	95	13	25	10	11	26																							114	1	1		2	1	1	1,234	11	1	313	24	1,234	11	1
Do.	Alengad ...	1	54	68	25	13	10	4	21																							72	1	1		2	1	1	301	12	8			398	3	3
Do.	Parur ...	2	121	86	93	33	33	21	13																							114	1	1		2	1	1	1,234	11	1	313	24	1,234	11	1
Total ...		56	5,811	60·4	4,036	2,726	1,279	1,028	778	...	16	308	37	12	2,596	208	15	238	64	...	2	...	594	66	547	875	233	798	107	2,770	56	888	635	263	294	18,601	3	5	2,051	12	8	16,549	18	13

Government.	Taluk.	No. of Schools.	Number on Register at end of 1077.	Percentage attendance.	Number vaccinated.	Distribution of pupils according to classes. Class I.	Do. II.	Do. III.	Distribution of pupils according to caste or creed. Europeans.	Eurasians.	Tamil Brahmins.	Malayala Brahmins.	Kshatriyas.	Malayali Sudras.	Pandy Sudras.	Konganies.	Elavas.	Channars.	Parayas.	Pulayas.	Vedars.	Kuravers.	Velans.	Kannies.	Other Hindus.	Mahomedans.	Syrian Christians.	Roman Catholic Christians.	Protestant Christians.	Distribution of pupils according to occupation of parents or guardians. Government servants.	Teachers not Govt. servants.	Land-holders or Agriculturists.	Vakils.	Labourers or coolies.	Traders or merchants.	Artisans.	Others unspecified.			Cost to Government. Expenditure.		Receipts.		Cost to Government.	
Government	Toyala	10	631	70·9	437	436	146	46																															3,053	27	11	156	26	1,677	3	11
Do.	Agastiswaram	13	284	70·09	148	97	50	37																															2,811	14	6	171	21	1,570	10	11
Do.	Eranel	13	1,063	72·2	677	366	212	179																															3,301	10	15	176	26	1,826	12	5
Do.	Kalkulam	8	542	62·6	330	111	59	61																															1,910	1	13	136	16	1,086	2	2
Do.	Vilavancode	10	664	62·3	414	495	140	15																															2,214	21	1	1,086	2	1,086	2	2
Do.	Neyyattinkara	16	1,000	61·7	1,000	1,027	422	211																															17	1	1	4	1	4	1	1
Do.	Trivandrum	6	296	66·7	306	306	148	38																															2,025	2	1	1,725	17	1,725	17	1
Do.	Nedumangad	12	1,031	69	501	500	248	89																															2,275	17	1	2,275	17	2,275	17	1
Do.	Chirayinkil	7	1,257	66	406	435	207	97																															2,275	17	1	2,275	17	2,275	17	1
Do.	Pattanapuram	7	1,250	69	1,000	317	140	104																															2,275	17	1	2,275	17	2,275	17	1
Do.	Shencottah	7	1,000	66	1,000	1,150	49	36																															2,275	17	1	2,275	17	2,275	17	1
Do.	Quilon	12	1,286	63·3	1,000	1,127	422	211																															2,275	17	1	2,275	17	2,275	17	1
Do.	Karunagappalli	8	1,000	61·7	1,000	1,000	500	250																															2,275	17	1	2,275	17	2,275	17	1
Do.	Kartikapalli	11	1,000	63	406	435	207	97																															2,275	17	1	2,275	17	2,275	17	1
Do.	Mavelikara	11	1,000	61·3	317	140	104	56																															2,275	17	1	2,275	17	2,275	17	1
Do.	Chengannoor	13	1,000	63·3	1,000	1,000	250	250																															2,275	17	1	2,275	17	2,275	17	1
Do.	Tiruvalla	14	1,000	61·7	1,000	1,000	250	250																															2,275	17	1	2,275	17	2,275	17	1
Do.	Ambalapuzha	15	1,000	61·7	1,000	1,000	250	250																															2,275	17	1	2,275	17	2,275	17	1
Do.	Alengad ...	12	1,000	61·7	1,000	1,000	250	250																															2,275	17	1	2,275	17	2,275	17	1
Do.	Parur ...	12	1,000	61·7	1,000	1,000	250	250																															2,275	17	1	2,275	17	2,275	17	1
Aided	Agastiswaram	1	36	83·3	36	36	18	18																															1,725	17	1	1,725	17	1,725	17	1
Do.	Trivandrum	2	172	71	121	172	43	43																															2,275	17	1	2,275	17	2,275	17	1
Do.	Chirayinkil	2	71	71	71	71	18	18																															2,275	17	1	2,275	17	2,275	17	1
Do.	Tiruvalla	2	26	71	26	26	13	13																															2,275	17	1	2,275	17	2,275	17	1
Do.	Vaikam	1	67	71	67	67	17	17																															2,275	17	1	2,275	17	2,275	17	1
Do.	Ettumanoor	2	26	71	26	26	13	13																															2,275	17	1	2,275	17	2,275	17	1
Do.	Kottayam	6	6	71	6	6	3	3																															2,275	17	1	2,275	17	2,275	17	1
Do.	Changanacherry	6	13	71	13	13	6	6																															2,275	17	1	2,275	17	2,275	17	1
Do.	Meenachil	1	1	71	1	1	1	1																															2,275	17	1	2,275	17	2,275	17	1
Do.	Alengad	2	210	71	210	210	105	105																															2,275	17	1	2,275	17	2,275	17	1
Do.	Parur	8	8	71	8	8	4	4																															2,275	17	1	2,275	17	2,275	17	1
Private	Kottarakara	1	14	71	14	14	7	7																															2,275	17	1	2,275	17	2,275	17	1
Do.	Chengannoor	1	26	71	26	26	13	13																															2,275	17	1	2,275	17	2,275	17	1
Do.	Ambalapuzha	1	103	71	103	103	51	51																															2,275	17	1	2,275	17	2,275	17	1
Do.	Alengad ...	1	54	71	54	54	27	27																															2,275	17	1	2,275	17	2,275	17	1
Do.	Parur ...	2	121	71	121	121	60	60																															2,275	17	1	2,275	17	2,275	17	1
Total ...		293	21,907	69·7	14,715	13,548	5,322	3,037	...	...	716	159	21	9,059	1,327	22	1,295	308	68	66	2	3	16	37	2,152	1,173	2,483	2,350	60	1,483	210	12,716	73	3,035	2,101	1,418	871	65,695	24	14	6,896	3	7	58,799	21	7

A.—EDUCATION—*continued.*

School Education—General.

(77)—*Lower Primary Schools.*

Management.	Taluk.	No. of Schools.	Number on Register at end of 1077.	Percentage attendance.	Number vaccinated.	Distribution of pupils in classes. Class I.	II.	III.	Distribution of pupils according to caste or creed. Europeans.	Eurasians.	Tamil Brahmins.	Malayala Brahmins.	Kshatriyas.	Malayali Sudras.	Pandy Sudras.	Konganies.	Ilavas.	Chamars.	Paraiyas.	Pulayas.	Vedars.	Kuravers	Velans.	Kanies.	Other Hindus.	Mahomedans.	Syrian Christians.	Roman Catholic Christians.	Protestant Christians.	Distribution of pupils according to occupation of parents or guardians. Government servants.	Teachers not Government servants.	Land-holders or agri-culturists.	Vakils.	Labourers or coolies.	Traders or merchants.	Artisans.	Others unspecified.	Expenditure. Rs.	Ch.	C.	Receipts. Rs.	Ch.	C.	Cost to Government. Rs.	Ch.	C.
Aided.	Tovala	21	793	78·6	251	562	200	31	...	...	7	...	...	12	116	...	23	45	147	...	...	2	...	...	100	9	...	66	263	20	9	143	3	525	33	53	7	1,238	3	5	...	...	...	1,238	3	5
	Agastiswaram	68	3,006	69·3	1,713	2,044	827	335	...	...	12	...	...	41	246	...	29	747	206	...	...	...	...	...	513	36	...	314	808	56	31	836	7	1,435	195	357	88	4,736	11	3	...	...	...	4,736	11	3
	Eraniel	84	4,261	57·1	3,816	2,878	1,172	211	...	...	...	5	...	126	90	...	10	1176	129	...	...	4	...	...	492	71	...	985	1164	15	31	2687	1	741	282	265	23	6,972	18	6	...	...	...	6,972	18	6
	Kalkulam	34	1,760	68·5	1,166	1,137	574	49	...	...	...	2	...	113	4	...	4	391	73	18	...	...	...	...	248	53	18	121	715	8	6	284	...	1,312	61	50	39	2,534	23	2	...	...	...	2,534	23	2
	Vilavankode	33	1,428	58·7	686	1,266	219	3	...	...	18	...	...	61	3	...	32	251	10	18	...	1	...	...	247	17	...	124	616	1	18	152	...	1,113	45	55	44	2,633	9	13	...	...	...	2,633	9	13
	Neyyattinkara	62	2,656	64·3	817	1,944	672	4	...	...	...	...	...	217	...	...	187	506	46	58	...	1	...	...	212	32	...	57	1340	25	26	737	2	1,602	90	44	76	4,106	23	15	...	...	...	4,106	23	15
	Trivandrum	36	2,133	69·4	1,702	1,311	573	219	...	1	58	6	4	920	93	1	235	31	...	...	...	...	...	2	357	82	6	196	141	609	42	571	18	472	100	126	195	3,065	4	15	...	...	...	3,065	4	15
	Nedumangad	7	229	62·6	153	103	36	...	...	...	2	...	...	69	...	...	20	...	4	3	...	1	...	...	21	4	...	...	105	7	2	56	...	117	30	15	2	376	17	4	...	...	...	376	17	4
	Chirayinkil	15	748	75·5	374	433	238	77	...	...	20	...	...	297	16	...	235	...	...	...	...	...	...	...	70	61	15	1	36	37	16	336	3	134	93	43	87	1,215	15	8	...	...	...	1,215	15	9
	Kottarakara	25	1,367	72	702	815	421	31	...	...	2	12	...	370	21	...	248	...	4	3	...	13	...	...	97	23	466	...	108	30	12	813	...	328	58	85	41	2,06	2	13	...	...	...	2,064	2	13
	Pathanapuram	14	576	65	317	401	175	...	...	...	6	2	...	223	4	2	27	...	2	...	...	28	...	...	65	49	116	2	53	13	1	325	...	161	14	46	13	391	11	5	...	...	...	391	11	5
	Shencottah	9	320	70	208	270	39	11	...	...	...	...	...	...	33	...	...	64	30	...	...	...	...	...	88	68	...	...	28	3	3	122	3	120	30	23	16	5·9	14	...	...	...	...	5·9	14	...
	Quilon	47	2,728	68	1,801	1,565	763	400	...	...	1	5	...	931	7	1	579	4	...	...	...	8	1	5	195	171	227	472	121	151	52	1129	5	622	313	320	136	4,837	24	8	...	...	...	4,837	24	8
	Kunnattur	16	923	68	681	469	279	35	...	...	5	1	1	256	5	1	47	...	...	...	...	...	...	...	33	62	336	50	7	6	14	468	...	157	141	8	9	1,121	8	3	...	...	...	1,121	8	3
	Karunagapalli	45	2,683	65	1,826	1,636	701	346	...	...	3	2	...	714	...	...	528	41	...	...	...	1	3	2	214	237	216	521	201	38	43	1312	1	398	488	314	88	4,432	18	4	...	...	...	4,432	18	6
	Kartikapalli	23	1,478	69	1,354	1,003	341	144	...	...	4	1	...	465	8	...	240	18	46	...	...	...	...	...	46	293	309	16	32	37	28	667	10	515	121	60	31	3,007	13	15	...	...	...	3,007	13	15
	Mavelikara	36	2,014	67	1,582	1,195	411	108	...	...	...	2	...	708	143	...	122	...	48	...	...	...	...	...	87	8	704	24	168	35	42	1005	4	325	405	95	13	3,351	15	3	...	...	...	3,351	15	3
	Chengannur	60	2,324	67	1,636	1,624	624	76	...	...	...	2	2	553	7	6	183	...	...	37	...	5	20	...	130	32	1220	8	109	26	222	1152	17	341	329	104	126	3,750	14	4	...	...	...	3,750	14	4
	Tiruvalla	101	4,882	69	3,548	3,427	1,254	201	...	...	5	4	14	752	42	5	71	...	18	176	...	...	...	...	165	26	2570	369	625	39	101	2929	13	1,242	625	157	76	7,931	1	5	...	...	...	7,931	1	5
	Ampalapuzha	21	1,052	65·4	429	650	341	61	...	...	9	5	...	113	15	...	143	...	...	68	...	...	...	...	27	6	242	382	112	45	13	126	9	316	160	50	24	1,639	20	...	...	...	...	1,639	20	...
	Shertalla	16	975	56·1	574	503	278	102	...	...	...	1	1	287	7	21	288	...	...	...	...	...	...	...	48	2	15	269	23	15	32	415	12	202	152	112	35	1,637	15	6	...	...	...	1,637	15	6
	Vaikam	9	667	72·9	324	327	182	158	...	...	11	13	4	253	...	2	75	...	...	...	...	...	15	...	29	12	78	185	...	40	9	404	13	39	81	57	24	962	15	8	...	...	...	962	15	8
	Ettumanur	11	558	63·1	209	398	101	59	...	...	9	1	...	87	...	...	9	...	...	...	...	...	...	...	22	6	15	215	119	5	95	204	...	173	68	10	3	933	9	10	...	...	...	933	9	10
	Kottayam	43	2,325	70	1,078	1,530	572	223	...	...	...	3	...	101	...	8	154	...	76	120	...	...	...	...	154	13	1008	125	500	80	87	816	4	933	194	66	115	4,005	3	15	...	...	...	4,005	3	15
	Changanachery	29	1,351	66	749	1,005	286	60	...	...	1	2	...	206	4	...	30	...	65	93	...	16	...	...	22	16	205	232	158	32	48	382	8	704	111	38	28	2,300	13	2	...	...	...	2,300	13	2
	Minachil	12	610	73·9	24	421	183	...	...	...	...	7	...	60	5	...	58	16	21	...	...	...	1	...	9	...	...	250	174	7	3	405	...	93	16	61	25	783	...	...	...	...	...	783	...	...
	Muvattupuzha	5	235	65·8	7	133	64	38	...	...	...	...	...	41	...	...	16	...	...	...	...	...	1	...	8	...	45	124	...	...	3	185	...	99	3	24	...	200	10	14	...	...	...	200	10	14
	Todupuzha	5	218	77·07	22	154	44	20	...	...	...	...	...	28	8	...	27	...	...	...	...	...	1	...	24	3	...	78	49	4	7	154	...	31	5	17	...	319	17	9	...	...	...	319	17	9
	Kunnatnad	9	403	70·1	134	227	152	24	...	...	...	2	...	122	...	...	7	...	...	...	...	...	...	...	13	1	165	93	...	7	7	304	...	37	35	8	5	459	8	14	...	...	...	459	8	14
	Alangad	10	338	74·8	77	224	111	...	...	...	8	1	...	109	...	...	5	...	...	...	...	...	...	...	32	1	51	126	...	4	6	238	...	37	27	21	4	403	14	...	...	...	...	403	14	...
	Parur	7	396	72·3	241	263	96	37	...	...	...	...	...	33	...	3	18	...	...	...	...	...	...	...	19	5	122	195	1	5	4	189	...	62	170	16	3	461	27	14	...	...	...	461	27	14
	Total.....	907	45,317	68·1	28,323	30,400	11,928	2,870	...	1	176	123	20	8,271	880	65	3,656	3,284	972	664	...	64	58	9	3,787	3,793	8,149	5,551	8,136	1,400	1,723	19,644	133	14,329	5,478	2,700	1,591	73,198	21	15	...	...	...	73,198	21	15

A.—EDUCATION—*continued.*

School Education—General.

(77)—*Lower Primary Schools.*

Management.	Taluk.	Number of Schools.	Number on Register at end of 1077.	Percentage attendance	Number vaccinated.	Distribution of pupils according to classes. Class I.	II.	III.	Distribution of pupils according to caste or creed. Europeans.	Eurasians.	Tamil Brahmins.	Malayala Brahmins.	Kshatriyas.	Malayali Sudras.	Pandy Sudras.	Konganies.	Ilavas.	Chamars.	Paraiyas.	Pulayas.	Vedars.	Kuravas.	Velans.	Kanies.	Other Hindus.	Mahomedans.	Syrian Christians.	Roman Catholic Christians.	Protestant Christians.	Distribution of pupils according to occupation of parents or guardians. Government servants.	Teachers not Govt. servants.	Land-holders or agri-culturists.	Vakils.	Labourers or coolies.	Traders or merchants.	Artisans.	Others unspecified.
Private.	Tovala	29	862	75·2	282	683	118	1	...	...	4	...	...	13	235	...	27	33	90	...	...	...	...	...	131	8	...	33	223	3	1	279	...	368	8	40	103
	Agastiswaram	41	1,381	74·1	540	1069	253	59	...	...	21	...	...	38	349	...	8	185	137	...	...	...	1	...	299	6	...	32	265	67	1	392	4	462	74	150	31
	Eraniel	83	3,574	72·07	1,580	3125	434	15	...	...	...	...	...	203	281	...	74	1167	367	81	5	5	2	...	535	304	21	342	214	20	33	1,175	4	1,208	502	339	199
	Kalkulam	59	2,242	68·3	1,172	2019	223	...	...	...	27	...	...	425	98	...	29	531	150	25	2	...	...	8	424	18	...	188	270	23	5	740	5	1,057	158	127	123
	Vilavankode	37	1,224	70·8	337	1009	192	23	...	...	2	7	...	347	41	...	40	206	52	37	...	...	5	...	178	65	...	203	21	12	13	427	2	428	167	107	68
	Neyyattinkara	116	3,801	79·2	1,795	3016	816	29	...	...	2	10	...	987	29	1	685	818	47	165	...	5	11	...	457	53	5	408	188	62	67	1,109	...	1,974	206	249	203
	Trivandrum	79	3,787	77·03	2,537	2265	927	495	...	1	151	16	3	1,149	192	2	628	138	1	1	...	1	2	...	733	346	35	321	7	566	91	1,321	20	696	496	416	162
	Nedumangad	38	1147	55·4	437	804	278	63	...	...	...	11	...	527	10	...	115	16	10	3	...	2	9	4	184	58	...	...	188	26	14	545	...	365	62	121	14
	Chirayinkil	61	1,937	71·8	946	1169	612	150	...	...	2	8	...	746	3	...	600	5	...	...	...	...	8	...	203	274	1	43	45	38	62	955	6	394	273	121	100
	Kottarakara	72	2,241	70	305	1534	657	50	...	...	12	...	...	1,112	13	...	477	...	...	...	...	41	...	...	295	105	153	5	28	7	63	1,055	5	130	236	103	37
	Pathanapuram	25	900	70	400	715	172	14	...	...	...	4	...	496	23	...	153	12	...	...	...	11	...	...	78	33	75	...	15	3	36	590	...	161	46	55	7
	Shencottah	18	496	67	385	419	48	29	...	...	18	...	...	...	87	...	...	18	10	...	...	...	...	...	303	60	...	...	...	...	4	270	...	99	37	75	11
	Quilon	124	7,023	64	6,003	3130	2760	1127	...	...	14	35	...	5,481	13	32	713	...	...	...	...	14	...	10	485	187	...	...	39	272	14	4,843	6	1,792	102	12	62
	Kunnattur	58	2,408	75	1,030	1601	750	57	...	...	...	2	...	1,463	...	...	...	...	...	...	...	...	...	...	116	...	537	...	...	2	...	2,359	...	22	78	3	44
	Karunagapalli	92	4,684	60	3,802	2219	1372	1003	...	...	9	12	...	3,580	6	24	774	...	...	...	...	12	...	23	112	132	...	...	...	27	30	2,524	9	678	183	12	1220
	Kartikapalli	61	2,537	70	1,896	1456	938	163	...	...	2	...	...	1,175	10	...	37	...	...	...	...	...	...	...	9	434	287	3	...	4	...	2,041	...	185	222	23	88
	Mavelikara	68	2,931	76	1,929	1892	862	227	...	...	7	...	...	2,003	...	...	279	...	...	...	...	...	...	...	52	6	634	...	...	...	...	1,006	...	410	581	30	54
	Chengannur	92	2,892	50	1,530	2176	637	49	...	...	2	72	24	834	34	2	323	...	11	93	...	25	...	...	219	44	974	59	140	134	149	1,273	...	542	563	134	67
	Tiruvalla	123	3,729	64	2,120	2732	838	150	...	...	26	59	8	972	10	...	246	...	16	189	...	...	...	...	84	40	1673	46	324	9	36	2,147	...	715	652	57	15
	Ambalapuzha	123	4,512	84·9	2,319	2732	1123	657	...	2	56	16	11	1,037	342	117	997	8	5	201	...	6	27	...	196	508	206	752	93	143	136	706	13	1,343	56	317	1262
	Shertalla	134	4,310	85	1,641	2807	1024	439	...	...	19	9	4	1,006	27	153	1547	14	...	33	...	...	31	14	371	80	336	620	46	10	93	1,781	21	1,179	822	450	347
	Vaikam	112	3,052	85.2	1,311	1720	1050	273	...	...	52	11	3	831	13	17	918	3	...	5	...	...	32	...	206	152	168	626	18	75	84	1,042	32	747	703	169	221
	Ettumanur	47	1,554	67·2	221	1189	274	91	...	...	13	2	...	258	10	9	188	...	10	76	...	...	...	5	62	50	...	726	145	1	6	695	...	397	121	110	64
	Kottayam	72	2,126	69·9	752	1280	696	150	...	...	15	40	...	360	44	23	464	...	12	36	...	...	11	...	218	38	568	245	52	19	50	917	12	571	181	195	181
	Changanachery	64	2,133	71·7	971	1516	480	137	...	...	...	5	...	411	26	...	176	...	6	27	...	...	...	...	131	201	275	407	408	10	43	1,069	7	641	148	231	10
	Minachil	121	4,585	76·6	208	3810	708	67	...	...	5	6	3	599	29	...	582	15	...	...	8	...	30	5	197	77	...	2965	74	10	21	3,016	...	540	474	285	239
	Muvattupuzha	102	3,289	73·05	555	2421	801	67	...	...	4	28	10	629	20	...	331	...	1	...	3	43	34	...	193	71	638	1251	27	2	62	2,361	...	353	231	184	65
	Thodupuzha	33	1,202	78·4	285	840	287	75	...	...	5	3	...	116	75	...	211	...	...	...	20	...	3	9	88	63	130	435	35	40	9	824	2	50	31	196	41
	Kunnatnad	138	4,242	76	1,902	3555	630	57	...	...	62	37	...	925	49	16	531	...	...	...	...	4	16	5	277	460	958	897	8	22	86	3,006	...	568	311	54	93
	Alangad	65	2,390	70·8	641	2025	298	67	...	...	3	12	...	440	...	...	302	...	...	...	...	9	23	...	157	500	180	745	10	21	6	1,237	...	708	363	32	98
	Parur	80	2,693	71·3	1,338	1992	612	89	...	...	14	12	...	520	32	38	855	...	...	...	...	7	50	...	205	68	276	616	...	50	96	1,241	16	560	419	86	206
	Total.....	2,374	86,915	70·0	41,360	58,028	21,016	5,971	...	3	547	408	78	29,282	2,156	434	12,290	3,112	904	972	35	146	303	117	7,510	4,570	8,139	19,038	2,872	1,800	1,257	44,247	194	19,363	9,019	4,406	5,869

A.—EDUCATION—*continued.*

(78)—*Training Schools.*

Institution.	No. on roll at end of 1076.	No. on roll at end of 1077.	Increase.	Decrease.	Percentage attendance.	No. vaccinated.	Distribution of students according to caste or creed. Europeans.	Eurasians.	Tamil Brahmins.	Malayala Brahmins.	Kshatriyas.	Malayali Sudras.	Pandi Sudras.	Kongunies.	Elavas.	Chaunars.	Paraiahs.	Pulayas.	Vedars.	Kuravas.	Velans.	Kannies.	Other Hindus.	Mahomedans.	Syrian Christians.	Roman Catholic Christians.	Protestant Christians.	Distribution of students according to occupation of parents or guardians. Government servants	Teachers not Government servants.	Land-holders or agriculturists.	Vakils.	Labourers or coolies.	Traders or merchants.	Artisans.	Others unspecified.	Expenditure. Rs.	ch.	c.	Receipts. Rs.	ch.	c.	Cost to Government. Rs.	ch.	c.
Normal School for Male Teachers (English and Vernacular)	62	60	...	2	96·3	60	...	...	20	...	...	29	1	...	1	...	...	...	...	...	...	...	2	...	5	...	2	21	...	19	1	...	3	...	16	11,303	6	7	311	2	9	10,992	3	14
Vernacular Normal School for Female Teachers ..	11	12	1	...	79·7	12	...	...	...	...	...	1	...	...	...	...	...	...	...	...	...	...	...	...	...	...	...	6	...	4	2	...	...	...	...	992	3	9	...	...	...	992	3	9
Holy Angel's Convent English Normal School ...	6	8	2	...	79·7	...	1	4	...	...	...	1	...	...	...	...	...	...	...	...	...	...	...	...	...	...	2	1	...	1	...	2	...	...	4	578	1	...	...	...	...	578	1	...
Bachanan Institution, Pallam	24	34	10	...	98·5	34	...	...	...	...	...	...	...	...	...	...	...	...	...	...	...	...	...	...	3	...	31	...	11	7	...	...	1	1	14	600	...	...	...	...	...	600	...	...
C. N. I. Normal School, Kottayam ...	35	33	...	2	90·2	33	...	...	...	...	...	...	...	...	...	...	...	...	...	...	...	...	...	...	9	1	23	2	8	10	...	4	3	2	4	871	27	8	...	...	...	871	27	8
St. Joseph's Convent Training School, Kottayam ...	...	6	6	...	80	6	...	...	...	...	...	...	...	...	...	...	...	...	...	...	...	...	...	...	...	6	...	2	...	3	...	...	...	...	1	...	...	...	...	...	...	...	...
Total	138	153	15	...	87·4	145	1	4	20	...	...	42	1	...	1	...	...	...	...	...	...	...	2	...	17	7	58	32	19	44	3	6	7	3	39	14,345	10	8	311	2	9	14,034	7	15

A.—E[illegible]ATION—*continued.*

[illegible] *pecial Schools.*

Institutions	No. on roll at end of 1076.	No. on roll at end of 1077.	Increase.	Decrease.	Percentage attendance.	Number vaccinated.	Distribution of pupils according to caste or creed. Europeans.	Eurasians.	Tamil Brahmins.	Malayala Brahmins.	Kshatriyas.	Malayali Sudras.	Pandi Sudras.	Kongunies.	Elavas.	Chaunars.	Paraiyars.	Pulayars.	Vedars.	Kuravars.	Velans.	Kannies.	Other Hindus.	Mahomedans.	Syrian Christians.	Roman Catholic Christians.	Protestant Christians.	Distribution of pupils according to occupation of parents or guardians. Government servants.	Teachers not Govt. servants.	Landholders or agriculturists.	Vakils.	Labourers or coolies.	Traders or merchants.	Artisans.	Others unspecified.	Expenditure. Rs.	Ch.	C.	Receipts. Rs.	Ch.	C.	Cost to Government. Rs.	Ch.	C.
Sanskrit College, Trivandrum	170	159	..	11	70·1	156	...	...	87	52	3	22	...	...	...	...	...	...	...	...	...	...	2	...	...	...	...	16	38	40	...	5	...	...	60	7,848	1	7	32	4	8	7,815	24	15
Reformatory School	21	14	...	7	94·1	14	...	...	...	...	...	9	...	...	1	...	...	1	...	1	...	...	4	2	1	...	...	...	...	2	...	5	2	3	2	1,814	18	6	85	1	4	1,729	17	2
School of Arts	51	49	...	2	82·5	49	...	5	8	...	...	11	5	...	...	...	...	...	...	...	...	...	10	1	...	9	...	12	4	...	...	...	4	13	16	13,018	20	8	2,819	15	14	10,199	4	10
The Native Technical Institute, Trivandrum ..	119	88	...	31	77	80	...	4	30	...	...	33	...	...	...	5	...	...	...	...	...	...	...	...	4	7	5	10	5	50	2	...	7	...	14	68	7	14	...	—	...	68	7	14
Muhammadan Technical School for boys, for Carpentry.	...	6	6	...	95·2	6	...	...	...	...	...	...	...	...	...	...	...	...	...	...	...	...	...	...	...	6	...	...	...	...	...	...	...	6	...	...	...	...	...	...	...	...	...	...
Do. do. for girls, for lace making .	...	68	68	..	97	65	...	...	...	...	...	...	...	...	...	...	...	...	...	...	...	...	...	...	...	68	...	...	...	...	20	6	2	40	...	...	...	...	...	...	...	...	...
Travancore Technical School for Carpentry... ..	...	9	9	...	66	3	...	...	...	...	...	...	...	...	1	...	...	...	...	...	...	...	4	4	...	...	...	...	...	2	...	3	...	4	...	...	...	...	...	...	...	...	...
C. M. S. Industrial School, Kottayam	23	22	...	1	85	22	...	...	...	...	...	...	...	...	...	...	...	...	...	...	...	...	...	...	...	...	22	...	...	...	...	22	...	...	...	156	...	...	...	...	...	156	...	...
St. Berchman's Technical School, Changanachery ..	...	30	39	...	89·02	39	...	...	9	...	...	1	...	...	...	...	...	...	...	...	...	...	...	...	...	23	6	9	...	22	3	...	5	...	...	...	...	...	...	...	...	...	...
Agricultural Training School	...	...	...	...	...	...	...	...	...	...	...	...	...	...	...	...	...	...	...	...	...	...	...	...	...	...	...	...	...	...	...	...	...	...	...	...	...	...	...	...	...	...	...	...
Total.....	384	454	70	...	76·5	434	...	9	128	52	3	69	5	...	2	5	...	1	...	1	...	...	20	7	5	115	35	17	47	116	5	52	24	26	132	22,900	20	3	3,936	21	10	19,963	26	9

A.—EDUCATION—*continued.*

(80)—*Talukwar distribution of institutions of different grades with their strength.*

| Tatuks. | Institutions, Government, Aided and Unaided. | | |

B.—MUSEUM AND PUBLIC GARDENS.

(82)—Statement of the number of visitors who have signed their names in the visitors' Book during 1077 M. E.

Month.	Visitors.	Remarks.
Auvany	98	
Purattasy	44	
Arpasy	21	
Kartigay	42	
Margaly	88	
Thye	71	
Mausy	88	
Panguny	91	
Chittray	95	
Vaikausy	67	
Áuny	122	
Audy	50	
Total.....	877	

SUPPLEMENT

TO THE

REPORT

ON THE

ADMINISTRATION

OF

TRAVANCORE

FOR THE YEAR

M. E. 1077.
A. D. 1901—1902.

BUDGET ESTIMATE

FOR THE YEAR

M. E. 1079.
A. D. 1903—1904.

TRIVANDRUM:

PRINTED AT THE TRAVANCORE GOVERNMENT PRESS.

1903.

BUDGET ESTIMATE OF THE TRAVANCORE STATE FOR M. E. 1079—(1903-1904).

GENERAL ABSTRACT—REVENUE AND RECEIPTS.

Serial No.		Reference to detailed estimate.	Budget 1079.	Revised 1078.	Budget 1078.	Account 1077.	Budget estimate 1079 compared with revised 1078. Increase.	Decrease.
	1	2	3	4	5	6	7	8
		Page.	Rs.	Rs.	Rs.	Rs.	Rs.	Rs.
I.	Land Revenue	3	22,81,747	22,81,747	21,96,732	23,04,886	...	...
II.	Salt	4	21,33,000	21,33,000	21,50,500	21,44,162	...	...
III.	Stamps	4	4,12,400	4,12,400	4,11,700	4,11,174	...	...
IV.	Abkari and Opium	4	7,35 000	7.35,000	7,09,500	7,35,234	...	...
V.	Customs	5	7,26,714	7,26,714	7,18,214	7,18,429	...	...
VI.	Tobacco	5	11,00,000	11,00,000	10,09,000	10 62,715	...	...
VII.	Cardamom	5	1,29,000	1,29,000	1,33,920	1,13,745	...	...
VIII.	Forests	6	6,00,520	5,57,468	6,50,180	5,72,580	43,092	...
IX.	Registration	7	2,78,200	2,78,200	2,71,900	2,72,261	...	...
X.	Devaswom or Religious Institutions	7	58,000	58,000	61,000	56,206	...	...
XI.	Oottupurahs or Charitable Institutions	7	35,200	35,200	28,200	38,690	...	...
XII.	Post Office	8	67,700	66,300	66,000	68,375	1,400	...
XIII.	Mint	8	56,100	56,100	21,600	24,650	...	...
XIV.	Law and Justice	8	6,16,860	6,16,808	6,24,000	6,27,029	...	...
XV.	Jails	9	7,100	7,100	6,100	7,343	...	...
XVI.	Police	9	4,600	4,600	4,600	4,364	...	...
XVII.	Marine	9	25,150	25,150	25,150	29,022	...	...
XVIII.	Education, Science and Art	10	1,14,545	1,14,545	1,12,445	1,21,045	...	...
XIX.	Medical	11	1,100	1,100	3,300	1,801	...	...
XX.	Nair Troops	11	800	800	1,200	1,063	...	...
XXI.	Elephant and Horse Establishments	11	6,500	6,500	2,800	14,581	...	...
XXII.	Public Works	11	42,000	42,000	37,000	54,436	...	...
XXIII.	Stationery and Printing	11	2,400	2,400	2,250	2,675	...	...
XXIV.	Interest	12	2,62,500	2,62,500	2,70,500	2,81,938	...	...
XXV.	Mining (Plumbago)	12	5,000	5,000	4,000	5,466	...	...
XXVI.	Viruthy Service Fund	12	1,00,000	1,00,000	1,00,000	1,11,810	...	...
XXVII.	Miscellaneous	12	28,300	28,300	27,800	1,80,572	...	...
			96,30,416	97,85,924	96,51,591	99,91,334	...	...
	Receipts under Debt Account.....	...	2,47,563	2,47,563	32,063	2,49,325	...	...
	Total.....	...	1,00,77,979	1,00,33,487	96,83,654	1,02,40,659	...	...
	Opening Balance inclusive of Viruthy Service Fund.....	...	88,64,642	99,38,777	97,75,926	1,03,07,332	...	...
	Grand Total.....	...	1,89,42,621	1,99,72,264	1,94,59,580	2,04,47,991	...	...

BUDGET ESTIMATE OF THE TRAVANCORE STATE FOR M. E. 1079—(1903-1904).

GENERAL ABSTRACT OF EXPENDITURE.

Serial No.		Reference to detailed estimate.	Budget 1079.	Revised 1078.	Budget 1078.	Account 1077.	Budget estimate 1079 compared with revised 1078.	
							Increase.	Decrease.
	1	2	3	4	5	6	7	8
		Page.	Rs.	Rs.	Rs.	Rs.	Rs.	Rs.
1	Devaswom or Religious Institutions	13	7,10,000	7,10,000	6,95,000	7,32,260	..	...
2	Oottupurans or Charitable Do.	13	4,28,000	4,28,000	4,28,000	4,29,251	...	...
3	The Palace	13	6,15,000	6,15,000	6,00,000	6,14,288	...	...
4	General Administration	13	1,84,000	1,83,000	1,83,000	1,82,748	1,000	...
5	Land Revenue	15	3,74,000	3,74,000	3,73,000	3,64,936	...	...
6	Revenue Survey and Settlement	16	2,95,000	2,94,000	2,92,000	2,88,586	1,000	...
7	Salt	17	4,50,000	4,60,000	4,33,000	4,34,614	...	10,000
8	Stamps	19	17,000	38,000	32,000	19,438	...	21,000
9	Abkari and Opium	19	35,000	35,000	35,000	32,964	...	...
10	Customs	20	31,000	31,000	30,000	29,015	...	...
11	Tobacco	20	54,000	53,000	46,000	45,651	1,000	...
12	Cardamom	21	40,000	40,000	40,000	37,547	...	...
13	Forests	22	4,42,000	4,40,000	4,52,000	4,47,326	2,000	...
14	Registration	24	1,10,000	1,10,000	1,08,000	1,03,659	...	...
15	Post Office	24	93,000	92,000	87,000	87,381	1,000	...
16	Mint	26	12,000	15,000	8,000	8,406	...	3,000
17	Law and Justice	27	5,32,000	5,32,000	5,36,000	5,32,133	...	...
18	Jails	28	61,000	60,000	60,000	57,992	1,000	...
19	Police	29	2,30,000	2,32,000	2,30,000	2,28,297	...	2,000
20	Marine	30	26,000	26,000	25,000	25,708	...	...
21	Education, Science and Art	30	6,25,000	6,00,000	5,74,000	5,66,587	25,000	...
22	Medical	36	2,92,000	2,75,000	2,82,000	2,55,816	17,000	...
23	Sanitation, Vaccination and Vital Statistics	37	1,21,000	1,21,000	1,20,000	1,18,849	...	...
24	Nair Troops	38	2,40,000	2,10,000	1,90,000	1,82,673	30,000	...
25	Elephant and Horse Establishments	39	1,25,000	1,25,000	1,22,000	1,21,151	...	...
26	Superannuation Pensions	39	3,15,000	3,15,000	3,10,000	3,11,310	...	...
27	Public Works	39	24,00,000	26,27,470	24,00,000	26,25,002	...	2,27,470
28	Stationery and Printing	40	1,34,000	1,34,000	1,00,000	1,58,963	...	...
29	Minor Departments	41	68,000	68,000	66,000	64,311	...	...
30	Subsidy to the British Indian Government...	41	8,10,652	8,10,652	8,10,652	8,10,652	...	...
31	Miscellaneous	41	1,50,000	2,00,000	1,50,000	2,09,463	...	50,000
32	Census	41	...	10,000	...	15,772	...	10,000
33	Interest on the outlay on the Travancore Branch of the Tinnevelly-Quilon Railway ...	41	3,00,000	2,50,000	1,00,000	58,013	50,000	...
34	Anniversary of the demise of His Highness the First Prince	41	...	...	...	6,223	...	...
35	Do. Do. Do. the Eliah Raja	41	...	...	...	6,922	...	...
36	Do. Do. of Her Highness the Senior Ranee	41	...	...	...	24,160	...	...
37	His Highness the Maha Rajah's tour to Delhi	41	...	3,50,000	...	30,325	...	3,50,000
		...	1,03,19,652	1,08,64,122	99,17,652	1,02,58,407	...	...
	Expenditure under Debt Account	...	2,43,500	2,43,500	70,050	2,50,807	...	...
	Total	...	1,05,63,152	1,11,07,622	99,87,702	1,05,09,214	...	...
	Closing balance inclusive of Viruthy Service Fund.....	...	83,79,469	88,64,642	94,71,878	99,38,777	...	...
	Grand Total.....	...	1,89,42,621	1,99,72,264	1,94,59,580	2,04,47,991	...	...

REVENUE AND RECEIPTS FOR THE YEAR M. E. 1079.

I. LAND REVENUE.

	Budget 1079.		Revised 1078.		Budget 1078.		Account 1077.		Budget estimate 1079 compared with revised 1078.		Explanatory Remarks.
	Rs.	Rs.	Rs.	Rs.	Rs.	Rs.	Rs.	Rs.	Increase Rs.	Decrease Rs.	
1. Ayacut or settled revenue ...	18,10,000	...	18,10,000	...	17,37,000	...	18,10,274	...	...	...	Based on the actuals of 1077.
2. Land tax not included in the Ayacut...	1,16,000	...	1,16,000	...	1,16,000	...	1,16,218	...	...	...	Do. Do.
3. Arrears of tax on puthuval and other lands up to the year of registry	60,000	...	60,000	...	57,000	...	73,440	...	...	...	Estimated at the average of the receipts for the last three years.
4. Sale proceeds of Government lands...	34,000	...	34,000	...	38,000	...	33,595	...	...	...	Based on the actuals of 1077.
5. Sale proceeds of waste lands for coffee and tea cultivation ...	...	...	...	...	...	...	3,540	...	...	...	
6 Sale proceeds of surplus paddy less the commutation rate ...	1,09,000	...	1,09,000	...	1,09,000	...	1,07,577	...	...	...	Based on the budget for 1078.
7. Arrears of revenue of past year collected...	40,000	...	40,000	...	33,000	...	42,254	...	...	...	Calculated at the average of the receipts for the last three years.
8. One rupee acreage levied on registry of puthuval lands ...	19,000	...	19,000	..	16,000	...	21,499	...	...	...	Do. Do.
9. Assessment levied on hill cultivation...	7,000	...	7,000	...	8,000	...	6,702	...	...	...	Based on the actuals of 1077.
10. Rents on Government buildings .	6,000	...	6,000	...	4,000	...	6,994	...	...	...	Taken at the average of the receipts for the last three years.
11. Process service fees ...	2,000	...	2,000	...	2,000	...	1,913	...	...	...	Based on the budget for 1078.
12. Revenue from coffee and tea estates...	13,000	...	13,000	...	13,000	...	14,517	...	...	...	
13. Rents on shops	2,000	...	2,000	...	2,000	...	2,196	...	...	...	
14. Rent on the Periyar tract leased out to the British Government	43,747	...	43,747	...	43,732	...	43,747	...	...	...	
15. Miscellaneous	20,000	...	20,000	...	20,000	...	20,414	...	...	...	Do. Do.
	...	22,81,747	...	22,81,747	...	21,98,732	...	23,04,880	...	...	

II. SALT.

	Budget 1079.		Revised 1078.		Budget 1078.		Account 1077.		Budget estimate 1079 compared with revised 1078.		Explanatory Remarks.
	Rs.	Rs.	Rs.	Rs.	Rs.	Rs.	Rs.	Rs.	Increase. Rs.	Decrease. Rs.	
1. Salt sales	20,82,000	...	20,82,000	...	20,70,000	...	20,93,397	...	...	...	(1) The receipts for the first four months of the current year show a decrease from the corresponding period of last year. Hence, the estimates are reduced.
2. Mélvarasanjayam	20,000	...	20,000	...	36,000	...	20,469	...	...	...	
3. Penalty for default in the import of foreign salt ..	30,000	...	30,000	...	43,000	...	29,619	...	...	...	(2), (3) and (4) are based on the actuals of 1077.
4. Miscellaneous	1,000	...	1,000	...	1,500	...	677	...	...	...	
		21,33,000	...	21,33,000	...	21,50,500	...	21,44,162	...	...	

III. STAMPS.

1. Sale proceeds of ordinary stamp paper ..	3,82,000	...	3,82,000	...	3,83,000	...	3,81,882	...	...	...	(1), (3) and (4) are based on the actuals of 1077 and the remaining items on the budget for 1078.
2. Do. Hundi stamp paper ...	3,000	...	3,000	...	3,000	...	3,155	...	...	...	
3. Do. Revenue adhesive stamp.	14,000	...	14,000	...	12,000	...	14,287	...	...	...	
4. Do. Foreign bill stamp ...	300	...	300	...	600	...	327	...	...	...	
5. Fines and penalties ...	3,000	...	3,000	...	3,000	...	3,472	...	...	...	
6. Duty on impressing documents...	10,000	...	10,000	...	10,000	...	7,862	...	...	...	
7. Miscellaneous	100	...	100	...	100	...	189	...	...	...	
		4,12,400	...	4,12,400	...	4,11,700	...	4,11,174	...	...	

IV. ABKARI AND OPIUM.

1. Country spirits	6,73,000	...	6,73,000	...	6,46,000	...	6,81,081	...	...	...	The accounts for the first four months show a decrease in the revenue. Hence the lower estimates.
2. Opium and bhang	51,000	...	51,000	...	51,000	...	50,828	...	...	...	Based on the actuals of 1077.
3. Fees on licenses for the sale of foreign spirits...	4,000	...	4,000	...	3,500	...	4,285	...	...	...	Do. Do.
4. Collection of arrears ...	2,000	...	2,000	...	5,000	...	12,309	...	...	...	As there is not much of arrears to be recovered, the estimates have been reduced.
5. Sundry receipts	5,000	...	5,000	...	4,000	..	6,731	...	...	...	Calculated at the average of the receipts for the last three years.
		7,35,000	...	7,35,000	...	7,00,500	...	7,55,234	...	...	

V. CUSTOMS.

Land Customs.											
1. Exports	4,75,000	...	4,75,000	...	4,79,000	...	4,75,683	...	...	...	Based on the actuals of 1077.
2. Imports	11,000	...	11,000	...	11,000	...	11,209	...	...	...	
Sea Customs.											
3. Exports	1,88,000	...	1,88,000	...	1,77,000	...	1,70,415	...	...	...	The increase in the receipts during the first 4 months of the current year justifies the higher estimates.
4. Imports	10,000	...	10,000	...	9,000	...	12,594	...	...	..	The fall in the receipts during the first 4 months of the current year accounts for the lower estimates.
Miscellaneous.											
5. Annual compensation by the British Government under the Interportal Convention ...	40,714	...	40,714	...	40,714	...	40,714	...	...	...	
6. Sundry receipts	2,000	...	2,000	...	1,500	...	2,814	...	...	...	Calculated at the average of the receipts for the last three years.
	..	7,26,714	...	7,26,714	..	7,18,214	...	7,13,429	...	...	

VI. TOBACCO.

1. Jaffna tobacco	5,03,000	...	5,03,000	...	4,24,000	...	4,63,929	...	...	...	The revenue for the first 4 months of the current year being better than the corresponding period of last year, higher estimates are framed.
2. Coimbatore tobacco ...	3,85,000	...	3,85,000	...	3,72,000	...	3,82,885	...	...	...	Do. Do.
3. Tinnevelly dry tobacco ...	2,03,000	...	2,03,000	...	2,04,000	...	2,05,797	...	...	...	
4. Tinnevelly confected tobacco ...	...	...	...	...	...	...	16	...	...	...	
5. Rent on ware-houses	8,000	...	8,000	...	8,000	...	8,191	...	...	...	Based on the budget for 1078.
6. Miscellaneous	1,000	...	1,000	...	1,000	...	1,897	...	...	...	
	...	11,00,000	...	11,00,000	...	10,09,000	...	10,62,715	...	...	

VII. CARDAMOM.

1. Land tax on magara yelom cardamom gardens...	96,000	...	96,000	...	96,000	...	78,659	...	...	...	1 to 4 based on the budget for 1078.
2. Sale proceeds of cardamom ...	2,000	...	2,000	...	2,000	..	3,158	...	...	...	
3. Mèlvarom or quit rent on cardamom gardens...	100	...	100	...	100	...	237	...	...	...	
4. Miscellaneous	1,000	...	1,000	...	1,000	...	1,740	...	...	...	
5. Receipts from timber depôts ...	21,000	...	21,000	...	24,000	...	21,[illegible]97	...	...	...	Based on the actuals of 1077.
6. Grazing fees	3,500	...	3,500	...	3,500	...	3,524	...	...	...	
Other Goods.											
1. Ivory	100	...	100	...	1,000	...	45	...	...	..	
2. Bees-wax	300	...	300	...	800	...	299	...	...	...	
3. Dammer	...	...	...	...	20	...	...	...	...	...	
4. Miscellaneous	5,000	...	5,000	...	5,500	...	4,986	...	...	...	
	...	1,29,000	...	1,29,000	...	1,33,920	...	1,13,745	...	...	

VIII. FORESTS.

	Budget 1079.		Revised 1078.		Budget 1078.		Account 1077.		Budget estimate 1079 compared with revised 1078.		Explanatory Remarks.
	Rs.	Rs.	Rs.	Rs.	Rs.	Rs.	Rs.	Rs.	Increase Rs.	Decrease Rs.	
I. Timber and other produce removed from the forests by Government Agency.											
(*a*) Timber											
1. Royalties	3,29,300	...	3,34,000	...	3,34,000	...	3,46,301	...	...	4,700	Larger sales are anticipated in 1078 than in 1079. Hence the difference.
2. Jungle-wood	2,00,000	...	1,50,543	...	2,24,960	...	1,58,892	...	49,457	...	The revised estimate stands reduced because the accounts for the last five months show that there has been no demand for jungle wood and that it does not find a ready sale in some of the newly established minor depôts. The Conservator hopes to be able to effect larger sales and to recover outstandings in 1079.
(*b*) Firewood and Charcoal ...	1,000	...	1,300	...	1,600	...	...	...	..	300	
(*c*) Bamboos	8,600	...	8,680	...	14,500	...	5,759	...	...	80	
(*d*) Cardamom	18,000	...	18,000	...	32,600	...	17,879	...	...	..	Based on the actuals of 1077.
(*e*) Ivory	1,310	...	1,310	...	1,710	...	468	...	...	...	
(*f*) Minor produce	2,300	...	2,300	...	2,200	...	1,736	...	...	...	
II. Timber and other produce removed from the forests by consumers or purchasers.											
(*a*) Timber.											
1. Royalties	9,000	...	9,000	...	12,500	...	8,967	...	...	...	Based on the actuals of 1077.
2. Junglewood ...	11,000	...	11,000	...	7,000	...	11,251	...	...	...	
(*b*) Firewood and charcoal ...	2,000	...	3,010	...	1,510	...	1,611	...	...	1,010	The increase in the revised estimate over the budget for 1079 is explained by a good quantity of firewood being consumed by the railway at the Ariencavoo tunnel.
(*c*) Bamboos ...	950	...	950	...	950	...	1,989	..	...	...	Based on the budget for 1078.
(*d*) Grazing and fodder grass ...	400	...	400	...	400	...	479	...	...	...	
(*e*) Minor produce	6,100	...	6,100	...	6,100	...	5,462	...	...	...	
III. Confiscated forest produce, drift and waifwood. ..	4,000	...	4,000	...	2,900	...	4,338	...	...	...	Based on the actuals of 1077
IV. Elephants.											
(*a*) Sale of elephants ...	...	...	...	...	...	...	...	...	...	...	
(*b*) Hire of elephants ...	800	...	800	...	650	...	793	...	...	...	Do. Do.
V. Miscellaneous.											
(*a*) Fines and forfeitures ...	3,300	...	3,300	...	3,300	...	3,994	...	...	...	
(*b*) Refunds	500	...	775	...	1,300	...	539	...	...	275	The Conservator is of opinion that refunds in 1079 will be less than in the current year.
(*c*) Other sources	2,000	...	2,000	...	2,000	..	2,122	...	...	...	
		6,00,560		5,57,468		6,50,180		5,72,580			

IX. REGISTRATION.

1. Fees for registering documents.	2,63,500	...	2,63,500	...	2,58,000	...	2,57,572	...	...	...	The receipts for the last four months were better than those of the corresponding period of last year. Hence the increase in the estimates.
2. Sale proceeds of printed forms for copies of documents ...	14,300	...	14,300	...	13,500	...	14,188	...	...	...	Based on the actuals of 1077.
3. Fines	200	...	200	...	200	...	150	...	...	...	
4. Fees on unclaimed documents.	200	...	200	...	200	...	351	...	...	...	Based on the budget for 1078.
		2,78,200		2,78,200		2,71,900		2,72,261			

X. DEVASWOM OR RELIGIOUS INSTITUTIONS.

1. Offerings	28,000	...	28,000	...	28,000	...	27,510	...	...	...	Based on the actuals of 1077.
2. Sale proceeds of surplus provisions &c. ...	9,000	...	9,000	...	9,000	...	8,425	...	...	...	
3. Adyara or fees levied on the appointment of certain servants in Pagodas ...	8,000	...	8,000	...	9,000	...	7,573	...	...	...	
4. Recovery of outstanding advances ...	11,000	...	11,000	...	13,000	...	10,836	...	...	...	
5. Miscellaneous	2,000	...	2,000	...	2,000	...	1,862	...	...	...	
		58,000		58,000		61,000		56,206			

XI. OOTTUPURAHS OR CHARITABLE INSTITUTIONS.

1. Sale proceeds of surplus provisions ...	200	...	200	...	200	...	143	...	...	...	Based on the budget for 1078.
2. Recovery of outstanding advances ...	32,000	...	32,000	...	25,000	...	35,175	...	...	...	Calculated at the average of the receipts for the last three years.
3. Miscellaneous	3,000	...	3,000	...	3,000	...	3,372	...	...	...	Based on the budget for 1078.
		35,200		35,200		28,200		38,690			

XII. POST OFFICE.

	Budget 1079.		Revised 1078.		Budget 1078.		Account 1077.		Budget estimate 1079 compared with revised 1078.		Explanatory Remarks.
	Rs.	Rs.	Rs.	Rs.	Rs.	Rs.	Rs.	Rs.	Increase. Rs.	Decrease Rs.	
1. Sale proceeds of Anchal stamps.	47,700	..	47,000	...	45,000	...	47,168	...	700	...	1 & 4. The receipts under these heads show an increase. Hence the budget for 1079 is increased.
2. Other receipts	7,000	...	7,000	...	6,000	...	6,882	...	...	...	
3. Collections from transit boat &c.	7,500	...	7,500	...	11,000	..	9,655	...	...	...	2. Based on the actuals of 1077.
4. Receipts from commission on issue of hundies ..	5,500	...	4,800	...	4,000		4,660	...	700	...	3. There has been a decline in the receipts under this head owing to the opening of the Cochin-Shoranore Railway.
5. Miscellaneous	...	...	...	...	.	..	10	...	...		
		67,700		66,300	...	66,000	...	68,375	...	...	

XIII. MINT.

1. Gain in gold coinage ..	..	...	...	...		...	...	...	...	...	
2. do. silver do ..	6,000	...	6,000	...	11,500	.	5,643	...	...	...	
3. do. copper do. ..	50,000	...	50,000	...	10,000	...	18,897	...	...	...	
4. Miscellaneous ..	100	...	100	...	100	...	110	...	...	...	
		56,100	..	56,100	..	21,600	...	24,650	...	...	

XIV. LAW AND JUSTICE.

A. Civil and Sessions Courts.											
1. Institution fees	2,40,000	...	2,40,000	...	2,49,000	...	2,47,318	...	...	...	The decline in the receipts during the first four months of the current year accounts for the lower estimates.
2. Petition and Vakaluth fees ..	1,50,000	...	1,50,000	...	1,55,000	...	1,55,857	...	...	...	
3. Process fees	1,30,000	...	1,30,000	...	1,38,000	...	1,35,612	...	...	...	
4. Fines	800	...	800	...	1,000	...	816	...	...	...	
5. Copying fees	50,000	...	50,000	...	48,000	..	49,943	...	...	...	Based on the actuals of 1077.
6. Lapsed deposits	7,000	...	7,000	...	3,000	...	7,115	...	...	...	
7. Miscellaneous	1,000	...	1,000	...	1,000	...	1,164	...	...	...	
		5,78,800	...	5,78,800	...	5,95,000	...	5,97,825	...	...	
B. Magistrates' Courts.											
1. Fines	30,000	...	30,000	...	22,000	...	29,986	...	...	...	1 and 2 are based on the actuals of 1077, and 3 on the budget for 1078.
2. Petition and Vakaluth fees ...	7,000	...	7,000	...	6,000	...	7,408	...	...	...	
3. Miscellaneous	1,000	...	1,000	...	1,000	...	1,810	...	...	...	
		38,000		38,000		29,000		39,204			
		6,16,800		6,16,800		6,24,000		6,37,029			

XV. JAILS.

1. Receipts from Jail manufacture.	7,000	...	7,000	...	6,000	...	7,321	...	...	...	Based on the actuals of 1077.
2. Miscellaneous	100	...	100	...	100	...	22	...	...	...	Based on the budget for 1078.
		7,100		7,100		6,100		7,343			

XVI. POLICE.

1. Recoveries from the sale of clothing &c....	1,000	...	1,000	..	1,000	...	677	...	...	...	Based on the budget for 1078.
2. Unclaimed wages credited to Government...	500	...	500	...	500	...	314	...	...	...	
3. Police supplied to private persons. .	3,000	...	3,000	...	3,000	...	3,373	...	...	...	
4. Miscellaneous	100	...	100	...	100	...	...	...	...	...	
		4,600		4,600		4,600		4,364			

XVII. MARINE.

1. Port dues	10,000	...	10,000	...	10,000	..	11,162	...	..	...	Based on the budget for 1078.
2. Tramway receipts	7,000	...	7,000	...	7,000	...	8,624	...	..	...	
3. Pier receipts	8,000	...	8,000	...	8,000	...	9,123	...	...	...	
4. Light-house fees	50	...	50	...	50	...	33	...	...	...	
5. Miscellaneous	100	...	100	...	100	...	81	...	...	...	
		25,150		25,150		25,150		29,023			

XVIII. EDUCATION, SCIENCE AND ART.

	Budget 1079.		Revised 1078.		Budget 1078.		Account 1077.		Budget estimate 1079 compared with revised 1078.		Explanatory Remarks.
	Rs.	Rs.	Rs.	Rs.	Rs.	Rs.	Rs.	Rs.	Increase. Rs.	Decrease. Rs.	
Fees.											
1. His Highness the Maha Rajah's College and High School, Trivandrum...	26,000		26,000	...	25,000	...	26,076				
2. Law College	10,000		10,000	...	12,000	...	9,514	...	...	...	Based on the actuals of 1077
3. English Normal School ...	300		300	...	200	...	311				
4. Girls' College and High School..	100		100	...	100	...	187				
5. English District Schools ...	33,000		33,000	...	33,000	...	32,303				
6. Government Vernacular Schools	23,000		23,000	...	23,000	...	23,483				
Miscellaneous.											
1. Sale proceeds of books in the Depots...	9,000		9,000	...	9,000	...	9,906				
2. Receipts from the Museum and Public Gardens...	1,000		1,000	...	1,000	...	956	...	...	...	Based on the budget for 1078.
3. Sales at the Industrial School of Arts...	2,500		2,500	...	2,500	...	2,819				
4 Sales at the Agricultural Demonstration Farm...	500		500	...	500	...	649				
5. Examination fees	9,000		9,000	...	6,000	...	14,724	...	...	...	Calculated at the average of the receipts for the last 3 years.
6. Receipts from the Sanskrit College...	20		20	...	20	...	32				
7. Receipts from the Reformatory..	100		100	...	100	...	85	...	...	...	Based on the budget for 1078.
8. Sundry receipts	25		25	...	25	...	...				
		1,14,545		1,14,545		1,12,445		1,21,045			
1. Fees, Veterinary Hospital ...	100	...	100	...	100	...	47	...	...	...	
2. Sale proceeds of articles in the Medical Stores...	1,000	...	1,000	...	2,500	...	1,218	...	...	...	
3. Medical School fees ..	...	...	...	...	700	...	612	...	...	...	
4. Miscellaneous	...	...	...	...	...	...	14	...	...	...	
		1,100		1,100		3,300		1,891	...	...	
XX. NAYAR TROOPS.											
1. Sale proceeds of articles in the Military Stores...	200	...	200	...	600	...	188	...	...	...	
2. Miscellaneous	600	...	600	...	600	...	875	...	...	...	
		800		800		1,200		1,063			
XXI. ELEPHANT AND HORSE ESTABLISHMENTS.											
1. Collections from hiring elephants...	1,000	...	1,000	...	1,000	...	1,160	...	...	...	
2. Do. from sale of horses...	4,000	...	4,000	...	300	...	12,103	...	...	...	
3. Miscellaneous	1,500	...	1,500	...	1,500	...	1,318	...	...	...	
		6,500		6,500		2,800		14,581			
XXII. PUBLIC WORKS.											
1. Miscellaneous receipts from the Chief Engineer's Department...	7,000	...	7,000	...	11,000	...	6,596	...	...	..	Based on the actuals of 1077.
2. Do. from the Marahmut Department...	35,000	...	35,000	...	26,000	...	47,837	...	...	...	Calculated at the average of the receipts for the last 3 years.
		42,000		42,000		37,000		54,433			
XXIII. STATIONERY AND PRINTING.											
1. Receipts from work done in the Printing Office for private persons	200	...	200	...	150	...	271	...	...	...	
2. Sale of the Gazette ...	2,000	...	2,000	...	2,000	...	2,153	...	...	...	
3. Stationery receipts ...	200	...	200	...	100	...	251	...	...	...	
4. Miscellaneous	...	...	...	...	...	...	...	...	...	...	
		2,400		2,400		2,250		2,675			

XXIV. INTEREST.

	Budget 1079.		Revised 1078.		Budget 1078.		Account 1077.		Budget estimate 1079 compared with revised 1078.		Explanatory Remarks.
	Rs.	Rs.	Rs.	Rs.	Rs.	Rs.	Rs.	Rs.	Increase. Rs.	Decrease. Rs.	
1. Interest on Promissory Notes ..	2,36,000	...	2,36,000	...	2,36,000	...	2,36,054	...	...	...	
2. Do. on money with Messrs. Arbuthnot and Co....	15,000	...	15,000	...	21,000	...	33,810	...	...	...	The estimates are reduced owing to smaller balances with them.
3. Do. on money deposited with the Cochin Bank...	1,000	...	1,000	...	1,000	...	949	...	...	...	
4. Do. on loans to private persons...	500	...	500	...	500	...	612	...	...	...	
5. Do. on arrears of land revenue...	2,000	...	2,000	...	2,000	...	2,433	...	...	...	
6. Do. on arrears of abkari revenue...	8,000	...	8,000	...	10,000	...	8,080	...	...	...	
		2,62,500		2,62,500		2,70,500		2,81,938			

XXV. MINING (PLUMBAGO.)

Mining (Plumbago)	...	5,000	...	5,000	...	4,000	...	5,466	...	...	

XXVI. VIRUTHY SERVICE FUND.

Sale proceeds of viruthy lands ...	...	1,00,000	...	1,00,000	...	1,00,000	...	1,11,810	...	...	

XXVII. MISCELLANEOUS.

1. Adyara or succession and other customary fees...	1,000	...	1,000	...	500	...	922	...	...	...	
2. Surplus credited from Sree-pandaravaga...	10,000	..	10,000	...	10,000	...	10,868	...	...	..	
3. Receipts from cattle pounds ...	3,500	...	3,500	...	3,500	...	3,988	...	...	...	
4. Sale proceeds of escheats and unclaimed moveables...	300	...	300	...	300	...	328	...	...	...	
5. Sale proceeds of articles not credited under any other major head	1,500	...	1,500	...	1,500	...	1,889	...	...	...	
6. Compensation for lands acquired by the South Indian Railway Company ...	..	...	...	...	...	...	1,42,866	...	...	...	
7. Miscellaneous	12,000	...	12,000	...	12,000	...	19,711	...	...	...	
		28,300		28,300		27,800		1,80,572			

ESTIMATE OF EXPENDITURE FOR M. E. 1079.

1. DEVASWOM OR RELIGIOUS INSTITUTIONS.

	Budget 1079.		Revised 1078.		Budget 1078.		Account 1077.		Budget estimate 1079 compared with revised 1078.		Explanatory Remarks.
	Rs	Rs.	Rs.	Rs.	Rs.	Rs.	Rs.	Rs.	Increase Rs.	Decrease Rs.	
Devaswom or Religious Institutions.	...	7,10,000	...	7,10,000	...	6,95,000	...	7,32,260	...	...	Taken at the average of the expenditure for the last 3 years.

2. OOTTUPURAHS OR CHARITABLE INSTITUTIONS.

Oottupurahs or Charitable Institutions...	...	4,28,000	...	4,28,000	...	4,28,000	...	4,29,251	...	...	Based on the budget for 1078.

3. THE PALACE.

The Palace...	...	6,15,000	...	6,15,000	...	6,00,000	...	6,14,283	...	...	Based on the actuals of 1077.

4. GENERAL ADMINISTRATION.

Salaries.	...	64,800	...	64,569	...	64,800	...	64,218	231	...	Increments were given to two of the officers of the Huzur Cutcherry in the current year. As these will have full effect in the next, the budget for 1079 is increased.
Establishments.											
(a) English Office	23,538	...	23,493	...	22,518	...	22,510	...	45	...	An increase of 5 Rs was given to one of the clerks under the scale and Rs. 25 to one of the assistants to the Chief Secretary in Auvany and Kartigay 1078 repectively. The budget for 1079 provides for a year's charges on this account.
(b) Jemabundy Account Department. ..	16,308	...	16,308	...	16,609	...	16,265	...	...	...	
(c) Huzur Treasury	9,186	...	9,186	...	9,342	...	9,102	...	...	...	
(d) Jemabundy Rayasam Department...	6,024	...	6,024	...	6,324	...	6,262	...	...	...	
(e) Huzur Rayasam Do. ...	4,452	...	4,452	...	6,252	...	6,081	...	...	...	The decrease in the estimates from the actuals of 1077 is due to the separation of the Devaswom Department from the Huzur Rayasam.

4. GENERAL ADMINISTRATION—(*continued*).

	Budget 1079.		Revised 1078.		Budget 1078.		Account 1077.		Budget estimate 1079 compared with revised 1078.		Explanatory Remarks.
	Rs.	Rs.	Rs.	Rs.	Rs.	Rs.	Rs.	Rs.	Increase Rs.	Decrease Rs.	
(*f*) Do. Marahmut Do. ..	15,414	..	15,414	...	15,390	...	15,130	...	...	...	
(*g*) Do. Peravagay Do. ...	9,974	...	9,974	...	10,034	...	9,640	...	...	...	
(*h*) Do. Devaswom Do. ...	4,680	...	4,660	...	3,2[illegible]2	...	2,763	...	20	...	An increase of Rs. 5 was granted to one of the Aminadars in the current year which will have full effect in 1079. Hence, the difference.
(*i*) Do. Educational Do. ..	4,032	...	4,032	...	4,512	...	3,826	...	...	...	
(*j*) Do. Police Rayasam Do.	1,380	...	1,380	...	1,116	...	1,159	...	...	...	
(*k*) Do. Gazette Do. ...	972	...	972	...	936	...	945	...	...	...	
(*l*) Do. Record Do. ...	1,524	...	1,524	...	1,464	...	1,203	...	...	...	
(*m*) Lascars, Peons, Harikars &c..	13,812	...	13,812	...	13,884	...	13,382	...	...	...	
		1,11,296	...	1,11,231	...	1,11,633	...	1,08,268	...	...	
Contingencies.											
(*a*) Acting allowance ...	1,000	...	1,000	...	1,000	...	493	...	...	...	
(*b*) Lighting charges ...	1,000	...	1,000	...	1,000	...	508	...	...	...	
(*c*) Travelling allowance ...	2,000	...	2,000	...	1,500	...	3,786	...	...	...	
(*d*) Postage & telegram charges...	1,500	...	1,500	...	1,500	...	1,326	...	...	..	
(*e*) Binding charges... ...	500	...	500	...	400	...	495	...	...	...	
(*f*) Money bags &c., for the Treasury...	1,000	...	1,000	...	400	...	642	...	...	...	
(*g*) Boat and cart hire for the carriage of records...	500	...	500	...	300	...	1,194	...	...	...	
(*h*) Purchase of articles for office use...	500	...	500	...	500	...	123	...	...	...	
(*i*) Petty construction & repairs...	100	...	100	...	100	...	55	...	...	...	
(*j*) Miscellaneous	1,000	...	1,000	...	1,000	...	1,640	...	...	...	
		9,100	...	9,100	...	7,700	...	10,262	...	...	
		1,85,196	...	1,84,900	...	1,84,133	..	1,82,748	..	...	
Deduct probable savings ...	...	1,196	...	1,900	...	1,133	...	...	...	...	
		1,84,000	...	1,83,000	...	1,83,000	...	1,82,748	...	..	

5. LAND REVENUE.

Salaries		43,800	...	43,757	...	42,000	...	42,768	43	...	One of the Dewan Peishcars was granted an increase of Rs 100 in the beginning of the current year. The budget for 1079 provides for 12 months' charges on this account.
Establishments.											
(*a*) Division establishments ...	23,765	...	23,765	...	22,711	...	22,521	...	...	...	
(*b*) Tahsildars and establishments...	3,39,954	...	3,39,954	...	3,40,265	...	3,23,016	...	...	...	
		3,63,719		3,63,719	...	3,62,976	...	3,45,537	...	...	
Contingencies.											
(*a*) Acting allowance ...	3,000	...	3,000	...	3,000	...	2,340	...	...	...	
(*b*) Horse allowance for Tahsildars...	3,000	...	3,000	...	3,000	...	2,093	...	...	...	
(*c*) Lighting charges ...	3,500	...	3,500	...	3,500	...	3,349	...	...	...	
(*d*) Travelling allowance ...	10,000	...	10,000	...	7,000	...	8,989	...	...	...	
(*e*) Postage and telegram charges.	800	...	800	...	800	...	518	...	...	...	
(*f*) Binding charges	2,500	...	2,500	...	2,500	...	2,466	...	...	...	
(*g*) Money bags	150	...	150	...	150	...	154	...	...	...	
(*h*) Boat and cart hire for the carriage of records ..	1,500	...	1,500	...	1,500	...	1,693	...	...	...	
(*i*) Printing charges ..	200	...	200	...	200	...	254	...	...	...	
(*j*) Purchase of articles for office use...	1,500	...	1,500	...	1,500	...	1,540	...	...	...	
(*k*) Petty construction and repairs	100	...	100	...	100	...	104	...	...	...	
(*l*) Charges for remittance of treasure...	3,000	...	3,000	...	3,000	...	2,180	..	...	...	
(*m*) Carriage of stationery ...	1,000	...	1,000	...	1,000	...	1,166	...	...	...	
(*n*) Miscellaneous	100	...	100	...	100	...	90	...	...	...	
	...	30,350	...	30,350	...	27,350	...	26,936	...	...	
	...	4,37,869	...	4,37,826	...	4,32,326	...	4,15,236	...	...	
Deduct ⅓ transferred to 'Law and Justice'...	...	87,574	...	87,565	...	86,465	...	83,047	...	...	
		3,50,295	...	3,50,261	...	3,45,861	...	3,32,189	...	...	
Kandukrishi.											
Establishment	10,337	...	10,337	...	10,281	...	10,080	...	...	...	
Contingent charges	150	...	150	...	100	...	145	...	...	...	
	...	10,487	...	10,487	...	10,381	...	10,225	...	...	
Tangacherry and Cotadilly farm establishments...	...	278	...	278	...	229	...	224	...	...	

5. LAND REVENUE—(*continued*).

	Budget 1079.		Revised 1078.		Budget 1078.		Account 1077.		Budget estimate 1079 compared with revised 1078.		Explanatory Remarks.
	Rs.	Rs.	Rs.	Rs.	Rs.	Rs.	Rs.	Rs.	Increase. Rs.	Decrease. Rs.	
Miscellaneous.											
(*a*) Amount paid to the British Government on account of the lease of the Tangacherry and Anjengo farms ...	3,967	...	3,967	...	3,967	...	3,967				
(*b*) Jenmibhogam	7,000	...	7,000	...	7,000	...	5,634				
(*c*) Rents on granary buildings ...	6,000	...	6,000	..	5,500	...	6,093				
(*d*) Money refunded... ...	6,000	...	6,000	...	5,000	...	5,798				
(*e*) Contribution paid to the Tenkasi Taluq for the territory transferred to the Shencottah Taluq ..	611	...	611	...	611	...	611				
(*f*) Sundries	200	...	200	...	50	...	195				
		23,778	...	23,778		22,128		22,298			
		3,84,838		3,84,804		3,78,599		3,64,936			
Deduct probable savings ...	...	10,838	...	10,804	...	5,599	...	...			
		3,74,000		3,74,000		3,73,000		3,64,936			

6. REVENUE SURVEY AND SETTLEMENT.

REVENUE SURVEY.

Salaries	13,337	...	16,817	...	18,540	...	15,820	...	...	3,480	*Salaries.* The decrease in the budget for 1079 from the revised estimate is due to the savings out of the Superintendent's pay according to the revised scale, after making provision for certain extra charges.
Establishment (office and field) ...	74,683	...	74,683	...	70,560	...	64,445	...			
		88,020		91,500		89,100		80,265			
Contingencies.											
(*a*) Travelling allowance ...	14,000	...	14,000	...	14,000	...	8,342	...			
(*b*) Clearing forest and cost of demarcation stones ..	1,000	...	1,000	...	1,000	...	362	...			
(*c*) Miscellaneous	2,900	...	2,900	...	2,900	...	2,585	...			
		17,900		17,900		17,900		11,289			
		1,05,920		1,09,400		1,07,000		91,554			
Deduct probable savings ..	...	15,920	...	15,400	...	15,000	..	...			
		90,000		94,000		92,000		91,554			

SETTLEMENT.

Salaries	21,300	..	21,300	...	19,800	...	21,143	...	...	...	
Establishment (office and field) ...	1,94,428	...	1,81,928	...	1,94,428	...	1,67,624	..	12,500	...	The budget for 1079 includes provision for grant of increases to the establishment under the scale. Hence, the increase over the revised estimate.
		2,15,728	...	2,03,228	...	2,14,228	...	1,88,767	...	...	
Contingencies.											
1. Travelling allowance ...	8,000	...	6,700	...	7,000	...	5,246	...	1,300	...	*Travelling allowance.* The increase in the budget for 1079 over the revised estimate provides for greater circuits and for travelling allowance to the superior officers of the Department in connection with block work.
2. Miscellaneous	5,000	...	3,500	...	5,000	...	3,019	...	1,500		
		13,000	...	10,200	...	12,000	...	8,265			
		2,28,728	...	2,13,428	...	2,26,228	...	1,97,032			
Deduct probable savings ..	...	23,728	...	13,428	...	26,228	...	...			
		2,05,000	...	2,00,000	...	2,00,000	...	1,97,032			
Total of Revenue Survey and Settlement...	...	2,95,000	...	2,94,000	...	2,92,000	...	2,88,586			

7. Salt.

Salaries	...	3,600	...	3,600	...	3,600	...	3,600	...		
Establishments.											
(*a*) Salt Deputy Peishcar's office establishment .	1,025	...	1,025	...	1,025	...	1,025	...	...		
(*b*) Establishment connected with salt pans...	9,589	...	9,589	...	9,949	...	8,663	...	...		
(*c*) Kuduchandram establishments...	7,171	...	7,171	...	7,171	...	7,129	...	...		
(*d*) Range Inspectors and their office establishments...	2,274	...	2,274	...	2,394	...	2,159	...	...		
(*e*) Bankshalls	31,339	...	30,871	...	29,107	...	27,691	...	468	...	The increase in the budget for 1079 is intended to meet a year's charges on account of a bankshall newly opened at Palar in the current year.
		51,398	...	50,930	...	49,646	...	46,667			

7. SALT.—(*continued.*)

	Budget 1079.		Revised 1078.		Budget 1078.		Account 1077.		Budget estimate 1079 compared with revised 1078.		Explanatory Remarks.
	Rs.	Rs.	Rs.	Rs.	Rs.	Rs.	Rs.	Rs.	Increase. Rs.	Decrease. Rs.	
Contingencies.											
(*a*) Cost price of salt ..	3,24,000	...	3,24,000	...	2,89,000	...	3,09,422	...	..	...	*Contingencies.* (*a*). The revised estimate is in excess of the actuals of 1077 owing to the larger quantity of Bombay salt contracted for in the current year. The budget for 1079 is based on the revised estimate.
(*b*) Charges for transport ...	67,000	...	67,000	...	70,000	...	66,796	...	...	...	
(*c*) Lighting charges ...	250	...	250	...	250	...	269	...	...	...	
(*d*) Oil for cleaning scales ...	250	...	250	...	250	...	219	...	...	...	
(*e*) Binding charges ...	150	...	150	...	100	...	139	...	...	...	
(*f*) Cost of gunny bags and twine...	...	...	10,000	...	10,000	...	...	...	...	10,000	(*f*). Gunny bags and twine which are purchased in alternate years fall due in 1078.
(*g*) Travelling allowance ...	2,000	...	2,000	...	2,000	...	1,810	..	...	...	
(*h*) Purchase of articles for office use	500	...	500	...	500	...	234	...	...	...	
(*i*) Petty construction and repairs	50	.	50	...	50	...	29	...	...	...	
(*j*) Postage and telegram charges	...	...	...	...	...	...	1	...	...	...	
(*k*) Payment to the Edapally Chief on account of salt revenue within his estate ...	3,000	...	3,000	...	3,000	...	2,818	...	...	...	
(*l*) Miscellaneous	3,000	...	3,000	...	8,000	...	2,610	...	...	...	
		4,00,200	...	4,10,200	...	3,83,150	...	3,84,347	...	...	
		4,55,198	...	4,64,730	...	4,36,396	...	4,34,614	...	...	
Deduct probable savings ...	...	5,198	...	4,730	...	3,396	...	...	...	...	
		4,50,000	...	4,60,000	...	4,33,000	...	4,34,614	...		

8. STAMPS.

Salaries	...	1,200		2,220	...	3,240	...	3,240	...	1,020	*Salaries.* On the death of Mr. Sawyer who was Superintendent of Stamps and Stationery and of Records on Rs. 200, the appointment was split up and separate officers have been appointed on Rs. 100 each; the supernumerary office attached to the Stamp and Stationery Department has also been abolished. This accounts for the smaller allotment for 1079.
Establishment	...	9,648		9,571	...	9,444	...	8,930	77	...	
Contingencies.											
(*a*) Discount paid to licensed vendors...	5,000	...	5,000	...	6,000	...	4,609	...	...	...	
(*b*) Refund of stamp duty and penalty..	1,000	...	1,000	...	550	...	997	...	...	...	
(*c*) Payment for water-marked paper...	...	...	15,000	...	10,000	...	...	...	...	15,000	
(*d*) Payment for anchal cards ...	...	...	5,000	...	2,000	...	115	...	...	5,000	*Establishment.* The grant of an increase of 5 Rs. to the Head Accountant and the appointment of a clerk on Rs. 12 in the current year will have full effect in the next. Hence, the increase in the budget for 1079.
(*e*) Cost of making dies ...	500	...	500	...	500	...	105	...	...	...	
(*f*) Printing charges ...	...	...	...	...	...	...	...	...	...	...	
(*g*) Carriage of stamps ...	150	...	150	...	150	...	133	...	...	...	
(*h*) Miscellaneous	500	...	500	...	500	...	1,309	...	...	...	
		7,150	...	27,150	...	19,700	...	7,268	...	...	
		17,998	...	38,941	...	32,384	...	19,438	...	...	*Contingencies.* (*c*) *and* (*d*). The allotments in the revised estimates are intended to meet payments for water-marked paper and anchal card boards ordered. No expenditure is anticipated in 1079 on this account.
Deduct probable savings ...	...	998	...	941	...	384	...	...	...	...	
		17,000	...	38,000	...	32,000	...	19,438	...	...	

9. ABKARI AND OPIUM.

Establishments.	23,292	...	23,292	...	23,352	...	22,435	...	...	...
Contingencies.										
(*a*) Payments to Edapally and Pooniat Chiefs, Kilimanoor Koil Tampuran and Sreepaudom Palace	10,000	...	10,000	...	10,000	...	9,037	...	...	...
(*b*) Rewards	400	...	400	...	400	...	389	...	...	...
(*c*) Miscellaneous	1,500	...	1,500	...	1,500	...	1,103	...	...	...
		35,192		35,192		35,252		32,964	...	...
Deduct probable savings ...	...	192	...	192	..	252	...	...	...	...
		35,000		35,000		35,000		32,964	...	...

10. CUSTOMS.

	Budget 1079.		Revised 1078.		Budget 1078.		Account 1077.		Budget estimate 1079 compared with revised 1078.		Explanatory Remarks.
	Rs.	Rs.	Rs.	Rs.	Rs.	Rs.	Rs.	Rs.	Increase. Rs.	Decrease Rs.	
(a) Superintendent and establishment ...	4,944	...	4,944	...	4,884	...	4,906	...			
(b) Custom-house establishment...	23,191	...	23,191	...	22,138	...	19,170	...			
		28,135		28,135		27,022		24,076			
Contingencies.											
(a) Lighting charges ...	1,000	...	1,000	...	1,000	...	951	...			
(b) Boat hire	200	...	200	...	150	...	213	...			
(c) Refund of duties ...	600	...	600	...	1,000	...	84	...			
(d) Travelling allowance ...	100	...	100	...	50	...	78	...			
(e) Binding charges ...	30	...	30	...	30	...	1	...			
(f) Miscellaneous	1,000	...	1,000	...	500	...	872	...			
		2,930	...	2,930	...	2,730	...	2,199			
		31,065	...	31,065	...	29,752	...	26,275			
Add ⅓ of the charges of the Commercial Office ...		2,964	..	2,964	...	3,194	...	2,740			
		34,029	...	34,029	...	32,946	...	29,015			
Deduct probable savings ...		3,029	...	3,029	...	2,946	...	...			
		31,000	...	31,000		30,000	...	29,015			

11. TOBACCO

Salaries	3,600	...	3,600	...	2,700	...	2,914	...			
Preventive establishment including the Superintendent's office ...	35,394	...	33,944	...	27,846	...	25,678	..	1,450	...	With a view to check smuggling in Vadacode, a preventive establishment was appointed in Kanny 1078, and increases were granted to the Kottayam Division Preventive establishment in the beginning of the current year. The budget for 1079 provides for a year's charges. Hence, the difference.
Bankshall establishments ...	9,108	...	9,108	...	9,204	...	9,029	...			
		48,102		46,652		39,750		37,621			
Contingencies.											
(a) Lighting charges ...	200	...	200	...	150	...	210	...			
(b) Boat hire	1,500	...	1,500	...	1,500	...	1,037	...			
(c) Binding charges... ..	50	...	50	...	50	...	11	...			
(d) Travelling allowance ...	1,000	...	1,000	...	1,000	...	711	...			
(e) Rewards	250	...	250	...	200	...	244	...			
(f) Payment to the Edapally Chief ...	58	...	58	...	58	...	58	...			
(g) Do. to the British Government of Anjengo tobacco revenue ...	2,712	...	2,712	...	2,712	...	2,712	...			
(h) Purchase of articles for office use ...	100	...	100	...	100	...	12	...			
(i) Miscellaneous	300	...	300	...	300	...	295	...			
		6,170	...	6,170	...	6,070	...	5,290			
		54,272	...	52,822	...	45,820	...	42,911			
Add ⅓ of the charges of the Commercial Office ...		2,964	...	2,964	...	3,194	...	2,740			
		57,236	...	55,786	...	49,014	...	45,651			
Deduct probable savings ...		3,236	...	2,786	...	3,014	...	...			
		54,000	...	53,000	...	46,000	...	45,651			

12. CARDAMOM.

Salaries	6,000	...	6,000	...	6,000	...	4,209	...			
Establishment	22,834	...	22,834	...	23,491	...	21,632	...			
		28,834		28,834		29,491		25,841			
Contingencies.											
(a) Kudivila or cultivator's share.	1,000	...	1,000	...	500	...	1,018	...			
(b) Transport charges of cardamom	1,000	...	1,000	...	400	...	607	...			
(c) Kudivila paid for other goods.	500	...	500	...	500	...	464	...			
(d) Transport charges on other goods ...	60	...	60	...	60	...	44	...			
(e) Travelling allowance ...	6,000	...	6,000	...	5,500	...	6,069	...			
(f) Postage and telegram charges.	500	...	500	...	600	...	495	...			
(g) Binding charges ...	150	...	150	...	150	...	4	...			
(h) Purchase of articles for office use ...	500	...	500	...	1,000	...	293	...			
(i) Petty construction and repairs	1,000	...	1,000	...	1,000	..	796	...			
(j) Boat and cart hire for the carriage of records ...	100	...	100	...	100	...	91	...			
(k) Exchange compensation allowance ...	...	...	...	...	...	...	162	...			
(l) Miscellaneous	1,500	...	1,500	...	1,500	...	1,663	...			
		12,310	...	12,310	...	11,310	...	11,706			
		41,144	...	41,144	...	40,801	...	37,547			
Deduct probable savings ...		1,144	...	1,144	...	801	...	...			
		40,000	...	40,000	...	40,000	...	37,547			

13. FORESTS.

	Budget 1079.		Revised 1078.		Budget 1078.		Account 1077.		Budget estimate 1079 compared with revised 1078.		Explanatory Remarks.
	Rs.	Rs.	Rs.	Rs.	Rs.	Rs.	Rs.	Rs.	Increase Rs.	Decrease Rs.	
A. Conservancy and Works.											
I. Timber and other produce removed from the forests by Government Agency.											
(a) Timber.											
1. Royalties	1,29,300	...	1,34,800	...	1,61,800	...	1,28,407	...	...	5,500	*Royalties and junglewood.* The figures in the revised estimates represent the sanctioned amounts. The allotments for 1079 against these subheads are intended to meet payments of kolevila to the contractors.
2. Junglewood	1,20,000	...	1,09,420	...	95,960	...	1,38,626	...	10,580	...	
(b) Firewood and charcoal ...	400	...	850	...	1,000	...	787	...	...	450	The higher provision in the revised estimate is intended by the Conservator to meet the payment for collecting fuel for the Quilon and the Cochin Railways.
(c) Bamboos	6,040	...	6,040	...	9,440	...	4,701	...	...	...	
(d) Cardamom	10,206	...	10,206	...	9,700	...	10,372	...	...	...	
(e) Ivory	345	...	345	...	500	...	111	...	...	...	
(f) Minor produce	775	...	775	...	500	...	1,043	...	...	...	
II. Timber and other produce removed from the forests by consumers or purchasers...	12,000	...	12,000	...	7,900	...	11,991	...	...	...	
III. Confiscated forest produce, drift and waifwood...	325	...	350	...	300	...	541	...	...	25	
IV. Elephants.											
(a) Expenditure on capturing elephants and their keep till trained...	8,000	...	6,500	...	8,500	...	8,170	...	1,500	...	There will be no capturing operations in the Quilon Division during the current year. Hence, the decrease in the revised estimate.
(b) Keep of trained elephants ...	3,000	...	3,000	...	5,100	...	2,914	...	...	...	
(c) Hire of elephants ...	100	...	100	...	300	...	...	...	...	...	
V. Stores, Tools and Plant. ...	2,000	...	2,700	...	2,700	...	1,969	...	...	700	The revised estimate is based on the budget for 1078 and the budget for 1079 on the actuals of 1077.
VI. Communications and buildings.											
(a) Roads and bridges ...	7,000	...	7,000	...	7,000	...	5,707	...	...	...	
(b) Buildings	10,200	...	10,300	...	10,300	...	8,349	...	...	100	
(c) Other works	4,800	...	5,000	...	6,600	...	5,302	...	...	200	
VII. Organization, improvement and extension of forests.											
(a) Demarcation	8,500	...	8,000	...	9,200	...	7,688	...	500	...	The allotment for 1079 is intended to meet the charges on account of cutting new boundaries and maintaining existing boundaries of reserves.
(b) Cost of forest settlement, compensation for land and rights...	600	...	2,750	...	1,000	...	...	...	...	2,000	The revised estimate represents the amount of compensation paid in the current year for land assumed. The Conservator estimates the expenditure for 1079 at Rs. 600.
(c) Surveys	1,8 0	...	2,000	...	2,200	...	987	...	...	150	The Conservator estimates the charges in 1078 and 1079 at 5,300 and 5,000 Rs. respectively.
(d) Working plans	5,000	...	5,300	...	8,000	...	1,213	...	...	300	
(e) Sowing and planting ...	24,000	...	24 100	...	24,100	...	19,869	...	...	100	
(f) Protection from fire ...	3,000	...	3,300	...	3,900	..	1,970	...	...	300	
(g) Other works	100	...	200	...	200	...	6	...	...	100	
VIII. Miscellaneous.											
(a) Refunds	300	...	300	...	300	...	1,715	...			
(b) Law charges	200	...	200	...	200	...	75	...			
(c) Other charges	540	...	540	...	540	...	85	...			
B. Establishment.											
I. Salaries.											
(a) Conservator, Deputy and Assistant Conservators...	27,270	...	27,270	...	23,400	...	19,326	...			*Salaries.* (a).—Increments of Rs. 50 and 20 were given to one of the Deputy Conservators and to the Special Assistant Conservator respectively, in the current year and the estimates include provision for a third Deputy Conservator on Rs. 350; hence, they are higher than the budget for 1078. (d). The expenditure under this head will be less in 1079 on account of the return of the Conservator from furlough and of one of the Deputy Conservators from other duty.
(b) Executive and protective staff.	20,160	...	20,160	...	19,100	...	19,155	...			
(c) Office establishment ...	16,068	...	16,068	...	16,500	...	15,544	...			
(d) Deputation and special allowances...	8,298	...	9,696	...	9,000	..	11,473	...	...	1,398	
II. Travelling allowance.											
(a) Conservator, Deputy and Assistant Conservators .	5,500	...	5,500	...	5,000	...	6,357	...			
(b) Executive and protective staff.	3,000	...	3,000	...	3,500	...	3,033	...			
(c) Office establishment ...	3,000	...	3,000	...	2,500	...	2,918	...			
III. Contingencies.											
(a) Charges on conveyance of records .	1,500	...	1,500	...	1,200	...	1,515	...			
(b) Rent	1,100	...	1,100	...	800	...	1,074	...			
(c) Telegram and postage ...	300	...	300	...	300	...	423	...			
(d) Sundries	3,900	...	3,900	...	7,000	.	3,910	...			
		4,48,677	...	4,47,570	...	4,65,540	...	4,47,326			
Deduct probable savings ...		6,677	...	7,570	...	13,540	...	...			
		4,42,000	...	4,40,000	...	4,52,000		4,47,326			

14. REGISTRATION.

	Budget 1079.		Revised 1078.		Budget 1078.		Account 1077.		Budget estimate 1079 compared with revised 1078.		Explanatory Remarks.
	Rs.	Rs.	Rs.	Rs.	Rs.	Rs.	Rs.	Rs.	Increase. Rs.	Decrease. Rs.	
Salaries	...	4,800	...	4,800	...	4,800	...	4,800	...	...	
Establishments.											
(*a*) Director's Office establishment.	11,496	...	11,496	...	11,496	...	10,935	...	...	...	*Establishments.* (*c*). Three additional Sub-Registry offices were opened in the beginning of the current year at a cost of 300 Rs. per mensem. The budget for 1079 provides for a year's charges on this account.
(*b*) District Registrars and their establishments ..	6,337	...	6,337	...	6,337	...	6,181	...	...	...	
(*c*) Sub-Registrars and their establishments ...	81,654	...	81,354	...	77,466	...	74,031	...	300	...	
		99,487	...	99,187	...	95,299	...	91,147	...	...	
Contingencies.											
(*a*) Refund of fees	350	...	350	...	350	...	207	...	...	...	
(*b*) Travelling allowance ...	2,500	...	2,500	...	2,500	...	1,916	...	...	...	
(*c*) Binding charges	3,000	...	3,000	...	3,000	...	3,149	...	...	...	
(*d*) Purchase of articles for office use ...	100	...	100	...	100	...	12	...	...	...	
(*e*) Printing charges ...	2,000	...	2,000	...	2,000	...	1,590	...	...	...	
(*f*) Boat and cart hire for conveying records ...	300	...	300	...	300	...	279	...	...	...	
(*g*) Rents	500	...	500	...	600	...	358	...	...	...	
(*h*) Miscellaneous	300	...	300	...	457	...	201	...	...	...	
		9,050	...	9,050	...	9,307	...	7,712	...	...	
		1,13,337	...	1,13,037	...	1,09,406	...	1,03,659	...	...	
Deduct probable savings ...	...	3,337	...	3,037	...	1,406	...	...	...	...	
		1,10,000	...	1,10,000	...	1,08,000	...	1,03,659	...	...	

15. POST OFFICE—ANCHAL AND TRANSIT.

ANCHAL.

Salaries	...	3,000	...	2,942	...	2,400	...	2,400	58	...	An increase of Rs. 50 was granted to the Anchal Superintendent in the beginning of the current year and this will have full effect in 1079. Hence, the difference.
Establishments.											
(*a*) Office establishment of the Superintendent ...	5,695	...	5,590	...	4,788	...	4,766	...	105	...	The appointment of a clerk on Rs. 10 in Dhanu 1078 will have full effect in 1079. The budget for 1079 provides also for the grant of an increase of Rs. 5 to the Head Sumprethy with effect from Auvany of that year. Hence, the difference.
(*b*) Inspectors and their establishments ...	3,311	...	3,136	...	2,940	...	2,905	...	175	...	The Transit Inspector was transferred to the Anchal Dept. with an immediate increase of Rs. 5, and increases were granted to some of the clerks in Dhanu 1078. The budget for 1079 provides for 12 months' charges on this account and for the grant of increments to the Anchal Inspectors under the scale which fall due in the beginning of the next year.
(*c*) Anchal Masters and their establishments...	62,387	...	61,244	...	55,716	...	54,925	...	1,143	...	Increases were given to existing establishments and additional hands were entertained at different periods of the current year. Full provision is entered in the budget for 1079. Hence, the variation.
		71,393	...	69,970	...	63,444	...	62,596	...	...	
Contingencies.											
1. Lighting charges	1,000	...	1,000	...	829	...	861	...	...	...	
2. Travelling allowance ...	2,500	...	2,500	...	2,500	...	2,409	...	...	...	
3. Discount paid to vendors of anchal stamps...	3,500	...	3,200	...	3,000	...	3,115	...	300	...	
4. Rent	220	...	220	...	350	...	225	...	...	...	
5. Purchase of umbrellas &c., for runners...	350	...	350	...	350	...	335	...	...	...	
6 Purchase of articles for office use..	500	...	800	...	...	...	756	...	...	300	
7. Commission on hundies ...	2,750	...	2,400	...	2,000	...	1,998	...	350	...	
8. Miscellaneous	600	...	600	...	600	...	324	...	...	...	
		11,420	...	11,070	...	9,629	...	10,023	...	...	

TRANSIT.

	Budget 1079.		Revised 1078.		Budget 1078.		Account 1077.		Budget estimate 1079 compared with revised 1078.		Explanatory Remarks.
	Rs.	Rs.	Rs.	Rs.	Rs.	Rs.	Rs.	Rs.	Increase. Rs.	Decrease. Rs.	
(a) Establishment	7,936	...	7,936	...	9,369	...	9,256	...	...	...	
(b) Hire of boats	669	...	669	...	669	...	834	...	...	...	
(c) Hire of bullocks... ...	...	...	...	...	2,024	...	1,903	...	...	...	The opening of the Cochin-Shoranore Railway has dispensed with the necessity of maintaining a transit line from Karuvupadana to Shoranore. Hence, no provision is made in the estimates.
(d) Miscellaneous	500	...	500	...	665	...	369	...	..	...	
		9,105	...	9,105	...	12,727	...	12,362	...	...	
		94,918	...	93,087	...	88,200	...	87,381	...	...	
Deduct probable savings ..	...	1,918	...	1,087	...	1,200	...	...	...	...	
		93,000	...	92,000	...	87,000	...	87,381	...	...	

16. MINT.

Superintendent and his establishment...	2,994	...	2,994	...	2,994	...	2,882	...	...	...	
Contingencies.											
(a) Charges for coinage ...	7,000	...	7,000	...	4,000	...	3,490	...	...	...	The increase in the revised estimate for 1078 is intended for meet the additional expenditure in connection with new coinage.
(b) Purchase of charcoal &c. ...	1,000	...	1,000	...	500	...	313	...	...	...	
(c) Miscellaneous ...	2,000	...	5,000	...	600	...	1,721	...	...	3,000	The increase in the revised estimate over the budget for 1079 is intended to meet the purchase of additional machinery in the current year.
		12,994	...	15,994	...	8,094	...	8,406	...	...	
Deduct probable savings ...	...	994	...	994	...	94	...	...	...	...	
		12,000	...	15,000	...	8,000	...	8,406	...	...	

17. LAW AND JUSTICE.

HIGH COURT.

(a) Salaries	...	50,057	...	50,057	...	50,057	...	49,170	...	...	
(b) Establishment.											
English	...	7,398	...	7,398	...	7,298	...	7,325	...	...	
Vernacular	...	15,081	...	15,081	...	15,091	...	14,277	...	...	

CIVIL AND SESSIONS COURTS.

(a) Salaries	...	40,200	...	40,200	...	40,200	...	39,801	...	...	
(b) Establishments	...	50,100	...	50,100	...	51,300	...	49,429	...	...	

MUNSIFFS' COURTS.

Munsiffs and their establishments ...	...	1,77,836	...	1,77,836	...	1,76,636	...	1,69,447	...	...	

MAGISTRATES' COURTS.

Magistrates and their establishments.	...	22,082	...	22,082	...	21,315	...	22,075	...	...	

SIRKAR VAKILS' DEPARTMENT.

Salaries	...	8,400	...	8,400	...	8,400	...	8,219	...	...	
Office establishment of the Head Sirkar Vakil...	...	1,968	...	1,968	...	1,968	...	2,003	...	...	
Zillah Court Sirkar Vakils and their establishments...	...	10,644	...	10,569	...	10,044	...	10,219	75	...	An increase of Rs. 25 was granted to one of the Sirkar Vakils in Thulam 1078. The budget for 1079 provides for a year's charges on this account. Hence, the variation.

SIRKAR VAKILS' DEPARTMENT.

	Budget 1079.		Revised 1078.		Budget 1078.		Account 1077.		Budget estimate 1079 compared with revised 1078.		Explanatory Remarks.
	Rs.	Rs.	Rs.	Rs.	Rs.	Rs.	Rs.	Rs.	Increase Rs.	Decrease Rs.	
Contingencies under "Law and Justice."											
(a) Lighting charges ...	800	...	800	...	800	...	780	...	...	...	
(b) Binding charges ...	1,000	...	1,000	...	1,000	...	518	...	...	...	
(c) Travelling allowance ...	3,000	...	3,000	...	2,000	...	2,619	...	...	...	
(d) Batta paid to prisoners ...	10,000	...	10,000	...	10,000	...	9,538	...	...	...	
(e) Batta paid to complainants and witnesses...	2,500	...	2,500	...	2,500	...	2,213	...	...	...	
(f) Refund of institution fees ...	26,000	...	26,000	...	28,000	...	25,814	...	...	...	
(g) Acting allowance ...	1,000	...	1,000	...	1,000	...	1,175	...	...	...	
(h) Fines refunded ...	10,000	...	10,000	...	7,000	...	9,257	...	...	...	
(i) Refund of process fees ...	1,500	...	1,500	...	2,000	...	1,212	...	...	...	
(j) Printing charges ...	1,000	...	1,000	...	2,000	...	...	...	...	...	
(k) Purchase of articles for office use .	2,000	...	2,000	...	2,000	...	2,141	...	...	...	
(l) Institution fees for Sircar suits...	3,000	...	3,000	...	3,000	...	2,885	...	...	...	
(m) Postage and telegram charges	100	...	100	...	100	...	51	...	...	...	
(n) Petty construction and repairs...	100	...	100	...	300	...	50	...	...	...	
(o) Exchange compensation allowance...	500	...	500	...	500	...	398	...	...	...	
(p) Miscellaneous	3,000	...	3,000	...	4,000	...	2,989	...	...	...	
	...	65,500	...	65,500	...	66,200	...	61,640	...	...	
Add ⅓ of the "Land Revenue" charges	..	87,574	...	87,565	...	86,465	...	83,047	...	...	
Add ¼ of the charges of the Commercial Office...	...	5,860	...	5,860	...	6,388	...	5,481	...	...	
	...	5,42,700	...	5,42,616	...	5,41,362	...	5,22,133	...	...	
Deduct probable savings ...		10,700	...	10,616	...	5,362	...	...	...	...	
		5,32,000	...	5,32,000	...	5,36,000	...	5,22,133	...	...	
18. JAILS.											
(a) Salaries	4,980	...	4,980	...	4,980	...	4,980	...	...	...	
(b) Establishment	13,711	...	13,711	...	13,699	...	12,558	...	...	...	
(c) Cost of Jail police guard ...	5,000	...	5,000	...	5,148	...	3,889	...	...	...	
	...	23,691	...	23,691	...	23,827	...	21,427	...	...	

Contingencies.											
(a) Dieting	31,000	...	31,000	...	30,000	...	30,998	...			
(b) Lighting charges ...	1,000	...	1,000	...	1,200	...	906	...			
(c) Clothing and oil ...	1,500	...	1,500	...	300	...	1,351	...			
(d) Clothing for warders ...	1,800	...	1,500	...	1,500	...	...	...			
(e) Clothing for the Police ...	500	...	500	...	500	...	500	...			
(f) Purchase of raw materials for manufacture...	3,500	...	3,500	...	3,500	...	1,938	...			
(g) Purchase of sundry articles...	500	...	500	...	500	...	590	...			
(h) Passage money to released convicts...	100	...	100	...	100	...	13	...			
(i) Miscellaneous	300	...	300	...	500	...	269	...			
		40,200	...	39,900	...	38,100	...	36,565			
		63,891	...	63,591	...	61,927	...	57,992			
Deduct probable savings ...	...	2,891	...	3,591	...	1,927	...	...			
		61,000	...	60,000	...	60,000	...	57,992			
19. POLICE.											
Salaries	...	20,593	...	20,593	...	20,593	...	20,069			
Establishment	...	1,76,296	...	1,76,296	...	1,75,104	...	1,65,490			
Contingencies.											
(a) Batta, mileage, and horse allowance...	21,440	...	20,580	...	20,580	...	19,462	...	860	...	(a) The increase in the budget estimate for 1079 is intended to meet the additional travelling allowance to men on transfer which till 1077 was restricted to Assistant Superintendents only.
(b) Clothing	13,857	...	20,480	...	20,000	...	14,771	...	...	6,623	(b) The revised estimate is the sanctioned amount. The budget for 1079 represents the normal expenditure.
(c) Purchase of furniture ...	443	...	558	...	500	...	522	...	...	115	(c) The expenditure in 1079 is expected to be less than in the current year.
(d) Exchange compensation allowance...	500	...	500	...	500	...	429	...			
(e) Miscellaneous	8,000	...	8,500	...	8,000	...	7,554	...	...	500	
		44,240	...	50,618	...	49,580	...	42,738	...		
		2,41,129	...	2,47,507	...	2,45,277	...	2,28,297			
Deduct probable savings ...	...	11,129	...	15,507	...	15,277	...	...			
		2,30,000	...	2,32,000	...	2,30,000	...	2,28,297			

20. MARINE.

	Budget 1079.		Revised 1078.		Budget 1078.		Account 1077.		Budget estimate 1079 compared with revised 1078.		Explanatory Remarks.
	Rs.	Rs.	Rs.	Rs.	Rs.	Rs.	Rs.	Rs.	Increase. Rs.	Decrease Rs.	
Establishment	...	4,309	...	4,309	...	4,309	...	4,241			
Contingencies.											
(a) Lighting charges ...	1,000	...	1,000	...	1,000	...	1,046	...			
(b) Tramway charges ...	5,000	...	5,000	...	4,000	...	4,727	...			
(c) Pier charges	5,000	...	5,000	...	5,000	...	4,634	...			
(d) Boat hire	100	...	100	...	100	...	98	...			
(e) Miscellaneous ...	...	...	...	...	...	...	...	...			
		11,100	...	11,100	...	10,100	...	10,505			
Add ½ of the Commercial Office charges...	...	11,720	...	11,720	...	12,776	...	10,962			
		27,129	...	27,129	...	27,185	...	25,708			
Deduct probable savings ...	...	1,129	...	1,129	...	2,185	...	...			
		26,000	...	26,000	...	25,000	...	25,708			

21. EDUCATION, SCIENCE AND ART.

COLLEGE AND HIGH SCHOOL.

(a) Salaries	...	37,365	...	37,365	...	37,365	...	36,217			
(b) Establishment	...	38,297	...	38,255	...	34,043	...	33,289	42	...	*Establishment.* Some of the College and High School staff were granted increments in the current year under the scale. These will be fully charged in 1079. Hence, the variation.
Contingencies.											
(a) Scholarship	2,500	...	2,500	...	3,000	...	2,457	...			
(b) Fees for poor students ...	900	...	900	...	1,000	...	900	...			
(c) Purchase of books, furniture &c....	4,000	...	4,000	...	3,000	...	7,077	...			
(d) Prizes	...	...	...	...	400	...	...	...			
(e) Exchange compensation allowance...	500	...	500	...	1,000	...	398	...			
(f) Miscellaneous	600	...	600	...	600	...	591	...			
		8,500		8,500		9,000		11,423			

LAW COLLEGE.

(a) Salaries	17,164	...	17,164	...	6,943	...	7,730	...	...	...	(a) *Salaries.* The College staff was reorganized at the close of last year involving an additional cost of nearly 10,000 Rs. per annum. Hence, the higher estimates.
(b) Establishment	696	...	696	...	480	...	475	...	...	...	
(c) Contingencies	879	...	879	...	1,000	...	819	...	...	...	
		18,739	...	18,739	...	8,423	...	9,024			

COLLEGE AND HIGH SCHOOL FOR GIRLS.

(a) Salaries	4,886	...	4,886	...	4,886	...	4,202	...	...	...	
(b) Establishment	11,430	...	11,430	...	10,254	...	9,376	...	...	...	
Contingencies.											
(a) Purchase of books, furniture &c. ...	230	...	230	...	200	...	184	...	...	...	
(b) Prizes	127	...	127	...	300	...	...	...	...	...	
(c) Miscellaneous	1,200	..	1,200	...	1,000	...	523	...	..	...	
		17,873	...	17,873	...	16,640	...	14,285	...	...	

ENGLISH NORMAL SCHOOL.

(a) Establishment	5,544	...	5,544	...	5,238	...	5,178	...	...	...	
(b) Confingencies	7,198	...	7,198	...	7,000	...	6,209	...	...	...	
		12,742	...	12,742	...	12,238	...	11,387	...	...	

SANSKRIT COLLEGE.

Establishment	3,774	...	3,774	...	3,582	...	3,538	...	...	...	
Contingencies.											
(a) Purchase of books, furniture &c. ...	100	...	100	...	100	...	100	...	...	...	
(b) Prizes	150	...	150	...	150	...	150	...	...	...	
(c) Scholarships	5,070	...	5,070	...	5,070	...	3,460	...	...	...	
(d) Miscellaneous	1,200	...	2,387	...	1,200	...	1,148	...	...	1,187	The difference represents the amount sanctioned for the purchase of Devanagari types in the current year.
		10,294	...	11,481	...	10,102	...	8,396	...	...	

RANGE INSPECTORS.

	Budget 1079.		Revised 1078.		Budget 1078.		Account 1077.		Budget estimate 1079 compared with revised 1078.		Explanatory Remarks.
	Rs.	Rs.	Rs.	Rs.	Rs.	Rs.	Rs.	Rs.	Increase Rs.	Decrease Rs.	
(a) Salaries	10,800	...	10,800	...	10,200	...	10,200	...	...	...	
(b) Establishment	2,664	...	2,664	..	2,604	...	2,542	...	...	...	
(c) Batta	1,548	...	1,548	...	1,538	...	1,548	...	...	...	
(d) Miscellaneous	494	...	494	...	552	...	547	...	...	...	
		15,506		15,506		14,894		14,837			
ASSISTANT AND SUB-ASSISTANT INSPECTORS.											
Establishment	13,656	...	13,656	...	12,928	...	12,141	...	...	...	
Travelling allowance	1,440	...	1,440	...	1,440	...	1,405	...	...	...	
		15,096		15,096		14,368		13,546			
DISTRICT ENGLISH SCHOOLS.											
Establishment	66,804	...	66,804	...	65,392	...	59,703	...	...	...	
Prizes	622	...	622	...	735	...	240	...	...	...	
Miscellaneous	6,054	...	6,054	...	6,252	...	4,444	...	...	...	
		73,480		73,480		72,379		64,387			
VERNACULAR SCHOOLS.											
(a) Establishment	1,60,903	...	1,60,903	...	1,40,879	...	1,34,895	...	...	...	
(b) Scholarships	2,400	...	2,400	...	2,100	...	2,506	...	...	...	
(c) Annual thatching ..	3,353	...	3,353	...	3,000	...	2,988	...	...	...	
(d) Purchase of books, furniture &c. ...	4,050	...	4,050	...	1,656	...	1,801	...	...	...	
(e) Prizes	623	...	623	...	510	...	510	...	...	...	
(f) Miscellaneous	6,000	...	6,000	...	4,645	...	2,945	...	...	...	
		1,77,329		1,77,329		1,52,790		1,45,645			

REFORMATORY SCHOOL.

Establishment	1,632	...	1,632	...	1,548	...	1,542	...	...	...	
Contingencies	420	...	420	...	420	...	273	...	...	...	
		2,052	...	2,052	...	1,968	...	1,815	...	...	
INDUSTRIAL SCHOOL OF ARTS.											
Establishment	15,858	...	15,858	...	15,342	...	11,991	...	...	...	
Contingencies	5,610	...	5,610	...	5,610	...	1,028	...	...	...	
		21,468	...	21,468	...	20,952	...	13,019	...	...	
AGRICULTURAL DEMONSTRATION FARM.											
(a) Establishment	2,772	...	2,772	...	2,772	...	2,607	...	...	...	
(b) Contingencies	914	...	914	...	915	...	718	...	...	...	
(c) Training class	...	...	...	...	720	...	...	...	...	...	
		3,686	...	3,686	...	4,407	...	3,325	...	...	
FARM SCHOOLS.											
(a) Establishment	...	...	...	...	5,283	..	3,807	...	...	...	The farm school having been amalgamated to the vernacular schools, separate provision is not called for.
(b) Educational appliances, implements &c....	...	...	...	...	102	...	77	...	...	...	
(c) Buildings	...	...	...	...	200	...	...	...	...	...	
		...	...	...	...	5,585	...	3,884	...	...	
LECTURE COMMITTEE.											
Lecture Committee	...	1,000	...	1,000	...	2,000	...	1,500	...	...	
SIRKAR GARDENS WITHIN THE FORT AND IN THE PUBLIC OFFICES.											
(a) Establishment	1,158	...	1,158	...	1,128	...	1,125	...	...	...	
(b) Contingencies	550	...	550	...	750	...	532	...	...	...	
		1,708	...	1,708	...	1,878	...	1,657	...	...	

MUSEUM AND PUBLIC GARDENS.

	Budget 1079.		Revised 1078.		Budget 1078.		Account 1077.		Budget estimate 1079 compared with revised 1078.		Explanatory Remarks.
	Rs.	Rs.	Rs.	Rs.	Rs.	Rs.	Rs.	Rs.	Increase. Rs.	Decrease. Rs.	
Establishment and contingencies ...	...	30,000	...	30,000	...	33,100	...	35,894	...	...	
OBSERVATORY.											
(a) Establishment	1,512	...	1,512	...	1,512	...	1,495	...			
(b) Lighting charges ...	35	...	35	...	35	...	30	...			
(c) Purchase of instruments ...	100	...	100	...	100	...	87	...			
(d) Miscellaneous	200	...	200	...	100	...	179	...			
	...	1,847	...	1,847	...	1,747	...	1,791			
GOVERNMENT BOOK DEPOT.											
(a) Establishment	240	...	240		240	...	75	...			
(b) Purchase of books ...	7,000	...	7,000		7,000	...	7,174	...			
(c) Miscellaneous	50	...	50		50	...	60	...			
	...	7,290	...	7,290	...	7,290	...	7,309			
BOOK COMMITTEE.											
Honorarium	1,800	...	1,800	...	1,800	...	1,800	...			
Contingencies	120	...	120	...	...	...	...	...			
	...	1,920	...	1,920	...	1,800	...	1,800			
PAINTING.											
Establishment	...	1,440	...	1,440	...	1,200	...	1,330			
PHOTOGRAPHIC DEPARTMENT.											
(a) Establishment	2,609	...	2,549	...	2,417	...	2,431	...	60		
(b) Contingencies	800	...	800	...	700	...	778	...	...		
	...	3,409	...	3,349	...	3,117	...	3,209	...		

LIBRARY.

(a) Establishment	1,008	...	1,008	...	1,008	...	1,004	...	...	...	(b) The figure given in the revised estimate represents the cost of a private library purchased in the current year.
(b) Contingencies including purchase of books ...	4,000	...	8,160	...	4,000	...	4,155	...	...	4,160	
	...	5,008	...	9,168	...	5,008	...	5,159	...	...	

ARCHÆOLOGICAL DEPARTMENT.

(a) Establishment	672	...	672	...	672	...	661	...	...	...	
(b) Contingencies	108	...	108	...	108	...	108	...	...	...	
	...	780	...	780	...	780	...	769	...	...	

MISCELLANEOUS.

(a) Scholarships &c., to students sent to Madras and Europe to study for various professions ...	12,500	...	12,500	...	12,000	...	12,622	...	...	...	The amount sanctioned for the Educational Department as a whole for 1078 is Rs. 5,13,727 excluding the College and High School. The whole of this is not likely to be utilised, as increments will be given only for portions of the year. Hence, the amount of savings in the revised estimate is increased.
(b) Grants to schools ...	1,36,446	...	1,36,446	...	1,28,539	...	1,04,210	...	...	...	
(c) Charges for superintending examinations and remuneration to examiners ..	5,000	...	5,000	...	4,000	...	4,858	...	...	...	
		1,53,946	...	1,53,946	...	1,44,539	...	1,21,690	...	...	
		6,60,775	...	6,66,020	...	6,17,613	...	5,66,587	...	...	
Deduct probable savings ...	...	35,775	...	66,020	...	43,613	...	...	...	...	
		6,25,000	...	6,00,000	...	5,74,000	...	5,66,587	...	...	

22. MEDICAL.

	Budget 1079.		Revised 1078.		Budget 1078.		Account 1077.		Budget estimate 1079 compared with revised 1078.		Explanatory Remarks.
	Rs.	Rs.	Rs.	Rs.	Rs.	Rs.	Rs.	Rs.	Increase. Rs.	Decrease. Rs.	
(a) Salaries	14,657	...	14,657	...	14,657	...	14,657	...	...	...	*Establishment.* The increase in the budget for 1079 is for the grant of increments to medical officers under the scale, for filling four vacancies in the superior grade and for temporary entertainment of five Hospital Assistants on plague duty.
(b) Establishment	1,55,504	...	1,46,314	...	1,44,279	...	1,24,334	...	9,190	...	
(c) Veterinary Hospital establishment ...	1,320	...	1,320	...	1,188	...	1,283	...	...	...	
(d) Pay of native physicians ...	3,422	...	3,422	...	3,374	...	3,400	...	...	...	
(e) Ayurvedic or Native Medical Coilege ...	1,452	...	1,452	...	1,452	...	1,392	...	...	...	
(f) Chemical examiner to Government and his establishment...	732	...	732	...	732	...	729	...	...	...	
	...	1,77,087	...	1,67,897	...	1,65,682	...	1,45,695	...	...	
Contingencies.											
(a) Dieting	56,000	...	56,000	...	56,000	...	50,545	...	...	...	*Contingencies.* (b). The higher provision in the budget for 1079 is intended to increase the supply of medicines and to renew unserviceable surgical instruments and purchase fresh ones.
(b) European medicines ...	35,000	...	26,875	...	30,000	...	22,033	...	8,125	...	
(c) Travelling allowance ...	12,000	...	12,000	...	15,000	...	11,282	...	...	...	
(d) Rent	2,000	...	2,000	...	2,120	...	1,973	...	...	...	
(e) Bedding and clothing ...	5,000	..	5,000	...	5,000	...	2,858	...	...	...	
(f) Printing charges ...	...	...	...	...	...	...	...	...	...	...	
(g) Exchange compensation allowance ...	1,200	...	1,200	...	1,200	...	916	...	...	...	
(h) Grants to aided medical institutions ...	8,700	...	8,700	...	7,500	...	9,806	...	...	...	
(i) Do. to native medical institutions ...	9,500	...	9,500	...	9,500	...	8,963	...	...	...	
(j) Purchase of articles for Veterinary Hospital ...	600	...	600	...	1,000	...	135	...	...	...	
(k) Miscellaneous ...	2,500	...	2,500	...	2,500	...	1,610	...	...	...	
	...	1,32,500	...	1,24,375	...	1,29,820	...	1,10,121	...	...	
	...	3,09,587	...	2,92,272	...	2,95,502	...	2,55,816	...	...	
Deduct probable savings ...	...	17,587	...	17,272	...	13,502	...	...	...	...	
	...	2,92,000	...	2,75,000	...	2,82,000	...	2,55,816	...	...	

23. SANITATION, VACCINATION AND VITAL STATISTICS.

(a) Salary	6,000	...	6,000	...	6,000	...	4,935	...	...	...
(b) Sanitary Commissioner's establishment ...	10,158	...	10,158	...	10,988	...	10,948	...	...	...
Contingencies.										
(a) Travelling allowance ...	3,830	...	3,830	...	3,340	...	2,115	...	...	...
(b) Purchase of European Medicines ...	2,000	...	2,000	...	2,000	...	...	...	...	...
(c) Plague	2,500	...	2,500	...	3,000	...	2,385	...	...	...
(d) Miscellaneous	2,072	...	2,072	...	2,052	...	2,954	...	...	...
		26,560		26,560		27,330		23,337		
Town Improvement Committee.										
(a) Establishment	41,168	...	41,168	...	40,100	...	39,720	...	...	...
(b) Cart contract	7,880	...	7,880	...	8,277	...	9,465	...	...	...
(c) Purchase of furniture &c. ...	1,895	...	1,895	...	518	...	1,248	...	...	...
(d) Lighting charges ..	3,032	...	3,032	...	2,794	...	2,227	...	...	...
(e) Miscellaneous	1,315	...	1,315	...	2,945	...	2,197	...	...	...
		55,290		55,290		54,634		54,857		
Rural Conservancy.										
(a) Establishment	20,281	...	20,281	...	20,134	...	19,060	...	...	...
(b) Miscellaneous	2,815	...	2,815	...	2,815	...	4,012	...	...	...
		23,096		23,096		22,949		23,072		
Vaccination.										
(a) Establishment including lymph allowance ...	13,484	...	13,484	...	12,308	...	13,364	...	...	...
(b) Purchase of calves ...	3,728	...	3,728	...	3,728	...	3,780	...	...	...
(c) Miscellaneous	500	...	500	...	970	...	439	...	...	...
		17,712		17,712		17,006		17,583		
		1,22,658		1,22,658		1,21,919		1,18,849		
Deduct probable savings ...	...	1,658	...	1,658	...	1,919	...	..	...	...
		1,21,000		1,21,000		1,20,000		1,18,849		

24. NAYAR TROOPS.

	Budget 1079.		Revised 1078.		Budget 1078.		Account 1077.		Budget estimate 1079 compared with revised 1078.		Explanatory Remarks.
	Rs.	Rs.	Rs.	Rs.	Rs.	Rs.	Rs.	Rs.	Increase. Rs.	Decrease. Rs.	
(a) Salaries	26,871	...	26,871	...	26,871	...	22,344	...	...	...	
(b) Native Officers, Nayar Troops &c. ...	1,48,146	...	1,38,446	...	1,33,826	...	1,26,289	...	9,700	...	(b). The increase in the budget for 1079 is to meet the cost of the New Service Battalion and the grant of increases to the 2nd Battalion.
(c) Medical Officer	7,939	...	7,939	...	7,329	...	8,852	...	...	...	
(d) Medical establishment ...	1,044	...	1,044	...	1,974	...	929	...	...	...	
		1,84,000		1,74,300		1,70,000	...	1,58,414	...	...	
Contingencies.											*Contingencies.* (c). The charges under this head are expected to exceed in 1079 by 2,500 Rs.
(a) Lighting charges ...	1,539	...	1,539	...	1,539	...	916	...	...	...	
(b) Travelling allowance ...	3,500	...	3,500	...	3,500	...	2,782	...	...	...	
(c) Purchase of European and country medicines including hospital contingencies for the Brigade Hospital ...	4,500	...	2,000	...	2,000	...	1,562	...	2,500	...	
(d) Purchase of clothing ...	19,828	...	5,150	...	5,510	...	10,655	...	14,678	...	(d). The budget for 1079 provides for the purchase of long coats in that year at a cost of 12,000 and odd Rupees, and other clothing. Hence, the increase.
(e) Purchase of jamkals ...	...	...	...	...	...	...	...	...	...	...	
(f) Purchase of musical instruments &c., for the band ...	1,500	...	1,500	...	1,500	...	2,520	...	...	...	
(g) Purchase of articles for the Brigade Stores ...	750	...	750	...	350	...	2,632	...	...	...	
(h) Ammunition	6,667	...	...	...	...	...	...	...	6,667	...	(h). Ammunition is purchased once in 3 years and falls due in 1079.
(i) Arms and Accoutrements ...	31,907	...	26,890	...	...	...	...	...	5,017	...	
(j) Exchange compensation allowance ...	2,000	...	3,000	...	3,00	...	1,480	...	...	1,000	
(k) Miscellaneous	6,193	...	3,165	...	3,500	...	1,712	...	3,028	...	(k). The budget for 1079 includes a provision of Rs. 3,000 for kit money.
		78,384	...	47,494	...	20,599	...	24,259	...	...	
		2,62,384	...	2,21,794	...	1,90,899	...	1,82,673	...	...	
Deduct probable savings ...		22,384	...	11,794	...	899	...	..	...	...	
		2,40,000	...	2,10,000	...	1,90,000		1,82,673	...	...	

25. ELEPHANT AND HORSE ESTABLISHMENTS.

Establishments	61,268	...	61,230	...	62,186	..	59,580	..	38	...	Increases were granted to some of the employés in the current year. The budget for 1079 provides for 12 months' charges.
Contingencies.											
(a) Feeding of elephants ...	8,500	...	8,500	...	8,000	...	8,448	...			
(b) Do. of horses ...	30,000	...	30,000	..	30,000	...	27,982	...			
(c) Medical charges ...	1,000	...	1,000	...	1,000	...	1,067	...			
(d) Purchase of horses and carriages ...	10,000	...	10,000	...	7,000	...	10,852	...			
(e) Do. of harness &c. ...	4,000	...	4,000	...	4,000	...	2,477	...			
(f) Do. of bulls and carts ...	500	...	500	...	500	...	673	...			
(g) Petty repairs	2,000	...	2,000	...	1,500	...	1,765	...			
(h) Clothing	4,000	...	4,000	...	4,800	...	3,970	...			
(i) Miscellaneous	5,000	...	5,000	...	5,000	...	4,337	...			
		1,26,268	...	1,26,230	...	1,23,986	...	1,21,151			
Deduct probable savings ...	...	1,268	...	1,230	...	1,986	...	...			
		1,25,000	...	1,25,000	...	1,22,000	...	1,21,151			

26. SUPERANNUATION PENSIONS.

Superannuation Pensions ...	...	3,15,000	...	3,15,000	...	3,10,000	...	3,11,310			

27. THE PUBLIC WORKS DEPARTMENT.

THE CHIEF ENGINEER'S DEPARTMENT.

(a) Communications ...	7,54,000	...	8,68,287	...	6,30,358	...	8,32,150	...	...	1,14,287	To increase the allotment for Kodayar project works, the reduction in the allotment for "communications" has become necessary.
(b) Buildings	4,04,000	...	4,26,941	...	4,20,000	...	4,63,400	...	...	22,941	
(c) Irrigation works ...	4,85,420	...	4,34,791	...	4,90,424	...	3,69,500	...	50,629	...	
(d) Establishments	2,45,000	...	2,45,000	...	2,50,218	...	2,46,370	...	...	...	
(e) Tools and plant ...	68,500	...	68,500	...	60,000	...	84,910	...	...	...	
(f) Miscellaneous	43,080	...	52,151	...	49,000	...	13,659	...	...	9,071	
		20,00,000		20,95,670		19,00,000		20,09,989			

THE MARAHMUT DEPARTMENT.

	Budget 1079.		Revised 1078.		Budget 1078.		Account 1077.		Budget estimate 1079 compared with revised 1078.		Explanatory Remarks.
	Rs.	Rs.	Rs.	Rs.	Rs.	Rs.	Rs.	Rs.	Increase Rs.	Decrease Rs.	
(a) Communications ...	25,000	...	33,749	...	35,000	...	33,616	...	...	8,749	
(b) Buildings	2,45,000	...	3,31,474	...	3,05,000	...	3,98,742	...	...	86,474	
(c) Irrigation works ...	50,000	...	56,567	...	55,000	...	53,644	...	...	6,567	
(d) Establishment	30,000	...	31,200	...	30,000	...	31,172	...	...	1,200	
(e) Miscellaneous	50,000	...	78,810	...	75,000	...	97,839	...	...	28,810	
		4,00,000	...	5,31,800	...	5,00,000	...	6,15,013	...	...	
		24,00,000	...	26,27,470	...	24,00,000	...	26,25,002	...	...	

28. STATIONERY AND PRINTING.

PRINTING.

Salaries	4,580	...	4,580	...	4,580	...	4,580	...	...	..	*Establishment.* Increments were granted to some of the employés under the scale and additional hands were entertained in the current year. Provision is made in the budget for 1079 for meeting 12 months' charges.
Establishment	20,745	...	20,503	...	19,723	...	18,998	...	242	...	
Contingencies.											
(a) Binding charges ...	...	...	...	...	500	...	...	...	...	...	
(b) Cost of types for the press ...	6,000	...	6,000	...	3,500	...	5,733	...	...	...	
(c) Miscellaneous	1,500	...	1,500	...	1,500	...	1,338	...	...	...	
(d) Exchange compensation allowance ...	300	...	300	...	500	...	286	..	...	...	
		33,125	...	32,883	...	30,303	...	30,935	...	...	

STATIONERY.

Establishment	1,164	...	1,164	...	1,164	...	1,095	...	...	...	
Cost of stationery	1,00,000	...	1,00,000	...	70,000	...	1,26,756	...	...	...	
Miscellaneous	200	...	200	...	1,000	...	197	...	...	...	
	...	1,01,364	...	1,01,364	...	72,164	...	1,28,048	...	...	
	...	1,34,489	...	1,34,247	...	1,02,467	...	1,58,983	...	...	
Deduct probable savings ...	...	489	...	247	...	2,467	...	...	...	...	
		1,34,000	...	1,34,000	...	1,00,000	...	1,58,983	...	...	

29. MINOR DEPARTMENTS.

Establishment	65,427	...	65,252	...	63,951	...	61,247	...	175	...	Increases were given to a few of the menial establishments attached to some of the departments and new hands were appointed in the current year. These will have full effect in 1079. Hence, the variation.
Contingencies	3,000	...	3,000	...	3,000	...	3,064	...	...	...	
		68,427	...	68,252	...	66,951	...	64,311	...	...	
Deduct probable savings ...	...	427	...	252	...	951	...	...	...	...	
		68,000	...	68,000	...	66,000	...	64,311	...	...	

30. SUBSIDY TO THE BRITISH INDIAN GOVERNMENT.

Subsidy to the British Indian Government ...	...	8,10,652	...	8,10,652	...	8,10,652	...	8,10,652	...	...	

31. MISCELLANEOUS.

Miscellaneous	...	1,50,000	...	2,00,000	...	1,50,000	...	2,09,463	...	50,000	The revised estimate includes Rs. 50,000 paid for the Victoria Memorial Fund and provides for expenditure incurred in connection with the visit of His Excellency the Governor of Madras.

32. CENSUS.

The Census	...	...	...	10,000	...	...	...	15,772	...	10,000	

33. INTEREST ON THE OUTLAY ON THE TRAVANCORE BRANCH OF THE TINNEVELLY-QUILON RAILWAY.

Interest on the outlay on the Travancore branch of the Tinnevelly-Quilon Railway ...	...	3,00,000	...	2,50,000	...	1,00,000	...	58,013	50,000	...	

34. ANNIVERSARY OF THE DEMISE OF HIS HIGHNESS THE FIRST PRINCE.

Anniversary of the demise of His Highness the First Prince ...	...	...	...	...	...	...	...	6,223	...	...	

35. ANNIVERSARY OF THE DEMISE OF HIS HIGHNESS THE ELAYA RAJAH.

Anniversary of the demise of His Highness the Elaya Rajah ...	...	...	...	...	...	...	...	6,922	...	...	

36. ANNIVERSARY OF THE DEMISE OF HER HIGHNESS THE SENIOR RANEE.

Anniversary of the demise of Her Highness the Senior Ranee ...	...	...	...	...	...	...	...	24,160	...	...	

37. HIS HIGHNESS THE MAHA RAJAH'S TOUR TO DELHI.

His Highness the Maha Rajah's tour to Delhi ...	...	...	...	3,50,000	...	...	...	30,325	...	3,50,000	

DEBT ACCOUNTS.

RECEIPTS.

	Budget 1979.		Revised 1078.		Budget 1078.		Account 1077.		Budget estimate 1079 compared with revised 1078.		Explanatory Remarks.
	Rs.	Rs.	Rs.	Rs.	Rs.	Rs.	Rs.	Rs.	Increase. Rs.	Decrease. Rs.	
1. Permanent advance ...	...	...	...	...	...	...	270	...			
2. Advances recoverable ..	45,000	...	45,000	...	30,000	...	47,307	...			
3. Suspense account	1,500	...	1,500	...	1,000	...	1,932	...			
4. Loans for agricultural improvements under Regulation IV of 1066...	63	...	63	...	63	...	63	...			
5. Loans for tiling houses ...	1,000	...	1,000	...	1,000	...	843	...			
6. Anchal Hundies	2,00,000	...	2,00,000	...	...	...	1,98,910	...			
		2,47,563		2,47,563		32,063		2,49,325			

DISBURSEMENTS.

1. Permanent advance ...	500	...	500	...	500	...	370	...			
2. Advances recoverable ...	37,000	...	37,000	...	58,000	...	36,745	...			
3. Suspense account	3,000	...	3,000	...	2,500	...	3,417	...			
4. Loans for tiling houses ...	...	...	...	...	6,050	...	...	...			
5. Loans for agricultural improvements under Regulation IV of 1066...	3,000	...	3,000	...	3,000	...	...	..			
6. Anchal Hundies	2,00,000	...	2,00,000	..	...	...	2,10,275	...			
		2,43,500		2,43,500		70,050		2,50,807			

HUZUR CUTCHERRY,
TRIVANDRUM,
10th February 1903.

K. Krishnaswamy Rao,
Dewan.

From G. T. MACKENZIE, Esq., I.C.S., Resident in Travancore and Cochin, to the Chief Secretary to Government, dated Trivandrum, 10th February 1903, Ref. on C. No. 218.

I have the honour to forward herewith the administration report of the Travancore State for the Malabar year 1077 (1901–1902). Because of the letter from the Government of India, dated 25th August 1902, communicated in G.O., No. 449, Political, dated 10th September 1902, this report has been submitted at an earlier date by the Darbar, but without the budget estimate for the Malabar year 1079 (1903–1904). That budget estimate will follow.

LAND REVENUE.

2. *Demand, Collection and Balance.*—The following statement compares the demand, collection and balance, current and arrears, under land revenue during the last two years:—

Year.	Demand.		Remissions.		Net demand.	
	Current.	Arrears.	Current.	Arrears.	Current.	Arrears.
1	2	3	4	5	6	7
	Rs.	Rs.	Rs.	Rs.	Rs.	Rs.
*1076	24,89,406	2,37,014	1,18,689	7,015	23,10,717	2,29,999
1077	24,67,628	2,65,255	1,19,875	1,23,142	23,37,753	1,42,113

Year.	Collections.		Balance.		Percentage of collections to net demand.	
	Current.	Arrears.	Current.	Arrears.	Current.	Arrears.
	8	9	10	11	12	13
	Rs.	Rs.	Rs.	Rs.		Rs.
1076	22,42,383	33,078	68,334	1,96,221	97·04	14·37
1077	22,62,626	42,264	75,127	99,859	96·78	29·73

The collection of the current demand in the Quilon district was impaired by the suspension of an item of Rs. 18,500 on pazhanilam lands, *i.e.*, lands left fallow in alternate years.

The amount remitted for perished crops and fallows amounted to Rs. 64,102, slightly in excess of the Rs. 63,378 of the previous year.

With regard to arrears, it may be useful once more to explain that the Travancore Darbar takes charge of many temple revenues and does not show these revenues separately in the account of the income of the State. Even with reference to certain temples in Cochin territory, over which temples the Travancore Darbar claimed rights of management, the receipts and disbursements on account of these temples were included in the Travancore State income and expenditure. Thus when a dispute arose regarding the right to manage some of these temples, and the courts of the Cochin State decided against the Maharaja's power to collect the rents of these temples, the uncollected rents were shown as uncollected arrears of land revenue in the Travancore accounts. On August 16th, 1901, the first day of the Malabar year under report, the Maharaja of Travancore withdrew from the attempt to manage these temples and wrote off as irrecoverable arrears Rs. 1,23,142 of uncollected rents. This much reduced the total figure of outstanding arrears and the percentage of collection has improved, but the uncollected balance still includes Rs. 42,583 uncollected rents on lands in the Cochin territory pertaining to temples other than the temples of which the Maharaja has relinquished the management.

3. The disposal of revenue cases shows a marked improvement upon the figures of the previous year. The Darbar is not disposed to adopt the suggestion that a special officer be appointed to relieve the division peishkars of the supervision of separate revenue, *i.e.*, tobacco, opium, salt and abkári. It is thought that the peishkars can cope with all the work they now have to do. The Kottayam peishkar, who has the troublesome northern frontier to control, has the assistance of a special preventive superintendent. As stated in paragraph 8 of the report, the Darbar has called for opinions regarding simplification of procedure in transfer of registry and the revision of taluk and village establishments. The committee on accounts is now preparing its final report on the system of accounts in Travancore.

Survey and Settlement.

4. *Survey.*—Under Mr. Tomlinson, who was formerly in the Madras service, the Survey department has done good work, and that officer, on his retirement, deserves the commendation given him in paragraph 19 of the report. Village maps can now be purchased which show each man's holding. So far, these maps seem to be used only in the enormous amount of litigation that goes on between neighbours in Travancore, but they ought to be useful weapons in the hands of officials if any real effort is to be made to restrict the constant encroachments upon roads and channels and lagoons.

5. *Settlement.*—The analysis of the settlement of Karunagapalle taluk gives some interesting statistics and shows how very light upon the people of Travancore is the demand of the State. Karunagapalle is a typical Travancore taluk, entirely rural, with a population of 124,312 in 93 square miles, or 1,358 persons on a square mile. It is situated on the coast line, immediately north of Quilon taluk, an expanse of cocoanut trees and rice fields, traversed by winding channels of the lagoon which give to the cultivator with his canoe a cheap and easy road to market. The number of pattas issued is 22,434 or a little more than one for six of the population, which shows that almost every family holds a patta and cultivates land. The assessment on rice lands is between two and three rupees per acre and on garden lands, *i.e.*, orchards, it is between three and four rupees. There is also a light tax on fruit trees, cocoanut, jack and areca. At last settlement the number of these trees was half a million, and at this settlement it is almost a million and a half. The average holding is two acres and sixty fruit trees and the average tax payable is five rupees. A cocoanut tree produces about two or four rupees in the year, so that the income of a cultivator with such an average holding will be about Rs. 180 from his fruit trees alone. Probably he also has pepper vines growing up his trees and has vegetables in his yard, while the soil between the trees is ridged for the tapioca plant. His own family split the cocoanuts and pack the coir fibre for market and do other work about the homestead, so that the only wages he has to pay are some payments in kind for the rough work in the slush of his rice field. Such a cultivator can easily pay his tax of five rupees and keep his family in substantial comfort.

It may here be explained that in the third paragraph on page 6 of the report, "assessment" means what the cultivator pays to his landlord and "net demand" means the portion of that assessment which the landlord pays to the State.

6. The figures in paragraphs 23 and 24 of the report showing the disposal of work in the Settlement department indicate a low standard of duty among the subordinate officials. More than half of the escheat cases and revenue cases were not disposed of by the supervisors and of the cases that were heard in the peishkar's office more than one-third were remanded. Also the peishkar's assistants did not hear half the appeals that were before them for disposal.

Legislation.

7. Three regulations were passed during the year. One increased the jurisdiction of District Munsifs and thus relieved the files of District Judges. Another gave the Darbar powers to deal with pauper lepers and lepers who follow certain occupations with danger to the public. The third was a Guardians and Wards Act, and this contains a provision which deserves special notice. Among those who follow the Marumakkatayam law, children are members of their mother's family and not of their father's family and their legal guardian is the karnavan or managing member of the family of the mother. The father has no legal connection with his children. Human nature revolts against this and many a father makes provision for his children. Recognising the existence of this practice, the Travancore Legislative Council, in section 3 of this regulation, provide that any person who gives property for the benefit of a minor may appoint a guardian to such property. This is interesting, inasmuch as it shows that public opinion is turning against the Marumakkatayam system of inheritance through a mother.

Police.

8. Under Mr. Bensley the Police force continues to be efficiently directed and some of the satistics continue to be remarkably good. For instance, prisoners arrested are detained in police custody for only a fraction of a day and the percentage of conviction is 89 per cent. The number of resignations and dismissals fell, but the number of desertions increased. Upon this point it must be remembered that, as some witnesses have told the Police Commission in British India, the force is recruited from the populace and is a sample of the bulk. The climate of Travancore induces a desire to cling to the coast line and the fertile shores of the lagoon and a constable ordered to go elsewhere is ready to desert. The Superintendent of Police is not the only man who is vexed by this tendency. The great missionary societies that are at work here have much trouble in persuading their Travancore employés to serve inland in jungle tracts and the planters have long since relinquished the attempt to induce the Malayali to remain on the hills and they draw almost all their labour from the Tamil districts on the east. Another tendency of the Travancore people, which must not be forgotten in estimating the task that lies before the Superintendent of Police, is the tendency to make reckless accusations. Of cases reported to the police, one-third were referred as false and of complaints sent by the magistrates to the police for enquiry 656 in 1,055, *i.e.*, three in five, were returned as false. Forty-three complaints were made by the public against members of the police force, and in not one of these 43 cases was there a conviction, in other words, not one of these 43 complaints ought to have been made.

Arms and Ammunition.

9. The Darbar has called for the opinions of local officers upon the suggestion of the Madras Government that a license be required for the carrying of arms. The question requires consideration, because in the wooded and mountainous tracts inland arms are necessary for protection and therefore any legislation upon the subject must be carried out with due deliberation.

Criminal Justice.

10. The statistics show an increase of work which was heard with satisfactory promptness. With reference to the remark that juveniles ought to be sent to the reformatory rather than to the jail, I believe that the High Court at Trivandrum has instructed magistrates that, for first offences, a sentence of whipping is preferable

and that juvenile habitual criminals only may be sent to the reformatory. It is very desirable that the useful provision enabling courts to order a person convicted of a first offence to come up afterwards for sentence may be introduced to the Travancore law. In the Sessions Courts the number of witnesses detained more than three days fell from 270 to 82, which is creditable.

JAILS.

11. The number admitted was less than it had been for ten years previously. Thirty-one prisoners were released on the recommendation of the Darbar physician and 58 Marava prisoners from Tinnevelly were released at the suggestion of the jail committee. The daily strength in jail fell and the health statistics slightly improved but are still far too high. The percentage of sick which in the three years previous had been 1·79, 3·22 and 4·33 fell to 4·28. The death-rate, which had been 3·72, 5·63 and 7·04, this year fell to 4·57. The number of deaths which had been 19, 36 and 40, this year was 23. The daily number of sick, which had been 9·14, 20·58 and 24·58, this year was 21·53. The committee, which was appointed to enquire into the causes of this excessive sickness and mortality, presented their final report after the close of the year under review, but I may briefly mention its purport. Part of the illness in jail is attributed to the fact that the Tinnevelly rioters, sentenced at Shenkotta and sent to this jail, were admitted in a poor state of health and were not accustomed to the climate or to the diet of this coast. This is probably a correct surmise, but all these rioters have been released and thus this special explanation will no longer apply. Some slight changes in diet were suggested, but the most important changes made are the appointment of a Hindu jailor who can inspect the kitchens, and an order issued to the European Superintendent to visit the jail twice each day and to go over the whole jail once in each day. I think that these orders are in the right direction. Honest and intelligent scrutiny by the jail staff of the contractor's supplies and of the kitchen is the obvious measure to enforce.

CIVIL JUSTICE.

12. The figures show that a large amount of work was done, but there is one point in which the statistics are less satisfactory than they were last year, and that point is the increase in the number of pending suits that are more than one year old.

In the periodical returns of judicial work the average duration of pendency is calculated from the age of the suits which are actually decided during the year and, as a gauge of the merit of the officer presiding in the court, it is a most misleading statistic. A conscientious judge takes up the oldest suits on his file and is censured because he thereby increases the average duration of pendency. A judge whose conscience is less strict tries some old suits but, he takes care to try also a number of suits recently filed and he gains his reward, praise, because he thereby decreases the average duration of pendency. Last year the duration of disposal rose in the Munsiff's Courts and in the suits and appeals in the District Courts, but the reason for this was clear, the number of old suits and old appeals on the files was reduced. In the present year there is what the report calls an improvement in the average duration of suits before munsifs, that is to say, the duration was less, but the number of pending suits, more than one year old, rose from 439 to 526, and there were nine suits more than two years' old. So in the courts of the District Judges the number of suits more than one year old rose from 44 to 108 and there were eight suits more than two years' old. Again, in the appeals heard before District Judges, the report points out an improvement, meaning a decrease of duration, but the appeals more than one year old rose from 2 to 14. It must be noted that in all three classes of work, the suits before District Munsifs, the suits before District Judges, and the appeals before District Judges, the courts disposed of more work than was filed during the year, so that if they had taken up first the oldest suits, as a conscientious judge does, they would have cleared off the arrears pending at the beginning of the year, along with a great part of the work filed during the year, and the arrears pending at the end of the year would have been recently filed work. But as the average duration decreased while the suits and appeals more than one year old increased, I am forced to the conclusion that there are some District Munsifs and District Judges in Travancore who work with the fear of the statistical returns before their eyes and I have suggested to the

Darbar that a special enquiry be made into the reasons for adjourning the 651 suits and 14 appeals that were pending at the beginning of the year and were not heard during the year.

REGISTRATION.

13. The figures continue steadily to increase. The number of documents is about one for eighteen of the population and this mass of documents was registered with praiseworthy promptitude.

MILITARY.

14. The training in the lines at Pangodu, three miles north-east of Trivandrum, of the recruits for the Nayar Brigade continues under the supervision of the European officers of the Brigade.

FORESTS.

15. Mr. Bourdillon, Conservator of Forests, returned from furlough during the year. Including the area under control of the cardamom department on the high ranges the extent of reserved forests is now 2,033 square miles, 561 acres and the extent of land awaiting final reservation is 362 square miles, 270 acres, making a total of 2,396 square miles and 191 acres. This is about two-fifths of the area of the State and Mr. Bourdillon is of opinion that the possible limit has nearly been reached and that 2,600 square miles will be found to be the whole area suitable for reservation.

Before Mr. Bourdillon went on furlough he drew up rules for the settlement of reserved forests and during the year under report these rules were sanctioned by the Darbar. Mr. A. P. Smith, an officer in the department, was placed on the special duty of preparing the work for the Forest Settlement-officers and the result was most creditable, a vast area of 508 square miles, 270 acres, an area as large as some English counties, having passed the scrutiny of the Forest Settlement officers and having been finally reserved during the year.

In other directions signs of vigorous work are apparent, in demarcation and survey, in the preparation of working plans, in detection of offences, in protection against fire, and these signs are full of hope for the future efficiency of the Forest department. Assistant Conservator Venugopal Iyer, a Madras officer, whose services have been borrowed, is more than once commended for good work, especially for his tours in the more remote forests, and in order to encourage the inspecting staff to go off the beaten track, the Darbar has increased the rates of travelling allowances, by 30 per cent. where there is no cart-road and by 60 per cent. where there is no bridle-path and officers must go on foot. I regard this as a most satisfactory indication of sympathy with the special sufferings of a Forest officer.

The Acting Conservator being a Police officer, paid special attention to the illicit felling and removal of timber and this increased the number of forest offences brought to light. In looking into this matter I find the following sentence in Mr. Bourdillon's report, paragraph 42, "ninety-six cases of damage to royal or reserved trees were taken up as against 35 in the previous year. In most cases the damage was done in the legitimate clearing of land for cultivation and was often inflicted through ignorance." This is another illustration of the grievance which has been before Government in the discussion regarding the Cochin Forest Bill. Certain trees, such as teak and blackwood, remain the property of the State and the presence of these trees in arable land hinders the cultivator.

The system of felling by permits ceased from the first day of the year and throughout the year under report the department alone cut timber, carried it out of the forest and sold it at depots. There is much to be said for and against this. Under the lax system of permits, which covered much illicit felling and removal, timber was delivered on the coast at a low price and this fostered trade. Now, the departmental working brings timber to the depots at a price about 50 per cent. in excess of the former price and this increase of price restricts trade. On the other hand the time of the Forest officers is no longer taken up in travelling about the country to stamp the logs felled by permit-holders and there probably is much less illicit felling and removal. Mr. Bourdillon wishes to continue the present system and to give it a fair trial. I may repeat the hope that I expressed last year that this will be done with some sympathy for the reasonable requirements of the merchants.

Under the permit system the holder of a permit went into the forest and selected the best and the most accessible tree he could find. The result is that the good trees within reach of a road or river have been felled and some time ago Mr. Bourdillon was obliged to inform the Darbar that he could no longer supply the requirements of the Travancore Public Works department for first-class teak. The result was that the Travancore Darbar, with these vast forests at its disposal, was compelled to go into the Bombay market and to purchase Burma teak. The obvious remedy for this state of things is to open out roads into the more inaccessible forests and to take measures on a large scale to reproduce teak for future generations, but the efforts in those directions are utterly inadequate. A sum of Rs. 5,707 was spent during the year on roads and bridges, an area of 1,821 acres is under teak plantations and information is being collected about the natural reproduction of the trees in the forests.

A similar inability to grasp the problem before the department is found in the matter of fuel reserves. The demand on the coast for firewood grows with the increase of population. It received an impetus from the opening of mills and factories at Quilon and Alleppey, and it is certain to rise with the opening of the railway from Tinnevelly. The department ought to make timely preparation to meet this demand. At the beginning of the year there were three fuel reserves, measuring 7 square miles 130 acres. During the year 24 more reserves were notified, measuring 31 square miles 406 acres, making a total of 38 square miles 536 acres. It is intended to exclude grazing from this area and to afterwards open it for cutting fuel, but the work has been done carelessly and many of the notified reserves contain private lands. It will be necessary to revise the boundaries, exclude these private lands and issue fresh notifications. One obvious method of providing a supply of firewood would be to plant the sandy coast line with casuarina trees. The east coast from Ganjám to Tinnevelly is an object lesson showing that this can be done. The forest department have 95 acres under casuarina and of this diminutive area 20 acres have been allowed to die down for lack of watering.

These three things the Darbar ought to take in hand seriously, the construction of roads through the forests, the reproduction of teak and the supply of firewood.

Trade.

16. There continues to be a falling off in the exports of the produce of the cocoanut tree, which is the staple of Travancore.

Year.	RS.
1075	88,93,680
1076	81,69,303
1077	79,62,479

This is attributed to the unusual absence of showers in the hot months—February, March, April—which lessened the yield of these trees. I believe that the statistics of the Chamber of Commerce in British Cochin support these figures and show a decrease in the past two years. Nevertheless, the people in Travancore are prosperous for the value of the imports increases.

Year.	RS.
1075	93,94,050
1076	1.03,39.488
1077	1,25,57,739

The consumption of tobacco may serve to show that the people have money to spend. It is more than one rupee worth of tobacco for each person in Travancore. The increase in piece-goods imported is also very marked. It was 8, 12 and 16 lakhs of rupees in these three years.

Public Works.

17. There was an increase in every direction, work having been vigorously pushed on during the year. Nearly four lakhs were spent on the Kodayar project, the total expenditure now approaching 20 lakhs on this scheme. The Northern Outlet road, from the High Ranges towards Udamalpet in the Coimbatore district, is under construction by Messrs. Finlay, Muir & Co., who undertake the whole cost with a contribution of four lakhs from Travancore. The Darbar has also paid to the

Madras Government Rs. 13.966 being half the cost of the bridge at the frontier on this road. Progress was also made with the bridle-path from the High Ranges westward towards Cochin.

Post Office.

18. The amount of work done by the Anchal post continued to increase. A money order system was introduced at the beginning of the year and proved to be a success.

Salt.

19. The consumption of the Travancore salt was less, although a larger quantity of this salt was put on the market. The consumption of Bombay salt increased, but the gross receipts are Rs. 16,000 less, the expenses Rs. 6,000 less, and the net receipts Rs. 10,000 less, than the figures of the previous year.

Medical.

20. Deaths from cholera fell from 10,508 to 2,296, but deaths from small-pox rose from 1,815 to 12,280. This prevalence of small-pox gave a great impetus to vaccination.

There was an increase of 1,410 in-patients treated in hospital and an increase of 75,073 in out-patients. The Darbar Physician says that the decrease of twenty thousand out-patients in the previous year was due to the healthy state of the people. As the year under report was unhealthy, the number of out-patients has again increased.

The Medical school in Trivandrum was abolished at the close of the year under report and in its place the Darbar will grant scholarships to students who go for training to British India.

The Leper Asylum, 4 miles north of Trivandrum, deserves the praise given by Mr. Bailey and quoted in paragraph 201 of the report. Every visitor is emphatic in commending this remarkable institution. The site was formerly a private residence set in the midst of beautiful scenery. It was purchased by the Darbar and was converted into a Lepers' Home. The interesting point is that hitherto the lepers have been voluntary inmates. They can go if they wish, but if any go they soon return to patiently end their days in this sylvan retreat. The management is admirable and reflects the utmost credit on the Darbar Physician.

Instruction.

21. There is an increase of 127 schools and 5,204 scholars in comparison with the figures of the previous year. The percentage of Christian children who go to school is very high—61·7 per cent. for boys and 27·5 per cent. for girls. There are 60,556 Christian children at school in Travancore.

The number on the rolls of the Maharaja's College at Trivandrum increased from 159 to 185 and the results at the University examinations were good.

Because of changes in the rules of the Madras University the Law College at Trivandrum was reorganised and two full-time Professors were appointed. This has increased the cost of the establishment and the surplus of income over expenditure, which has been shown for some years, will probably cease to exist. The fees in this college are lower than the fees in the Law College at Madras and students from British India come to Trivandrum. The results obtained at the University examinations continue to be encouraging.

Reformatory.

22. There were only three admissions during the year and two of these admissions were for first offences. Last year six were admitted, all for first offences. The attention of the Darbar might with advantage be given to this matter. As has been already mentioned, the High Court at Trivandrum has issued circulars advising whipping instead of imprisonment and the Reformatory only for habitual offenders. The Magistrates ought to follow these circulars.

State Life Insurance.

23. This is a system of compulsory life insurance enforced upon the service of the Travancore State. As it is compulsory a very special obligation rests upon the Darbar to manage this system well. Reading paragraphs 342—348 of the previous

report and 250—256 of this report, I see that the table was framed in consultation with a Bombay actuary and that this fund is kept separate and is invested with Messrs. Arbuthnot & Co. So far well, but, as all the insured persons are so well known in Travancore, there ought to be no delay in satisfying claims. One person died in 1075, three in 1076 and four in 1077, but only one of these eight claims was paid and seven remain unsatisfied "owing to the delay on the part of the claimants in furnishing the necessary proof." If this delay is to continue it will be an advantage to open during the lifetime of the insured persons a register showing their heirs.

The Mint.

24. Throughout the year the mint at Trivandrum proceeded with the issue of the new coinage, which is to take the place of the existing silver chakrams. The four-chakram and two-chakram coins were struck from silver obtained locally. The copper coins of one chakram, half a chakram and quarter of a chakram were struck from copper blanks obtained from the Birmingham mint. This change in no way affects the British Indian rupee which is current throughout Travancore.

Planting.

25. The Diwan made a tour through Peermade to the High Ranges and discussed several subjects with the planters and ryots. The Travancore Darbar is in a peculiar position with regard to the planting districts. These remote mountainous tracts are accessible only from the Madura district on the east and all the supplies and labour for the estates come from Madura. On the Travancore side to the west there are only bridle-paths infested by elephants and rarely used by wayfarers. Nevertheless, as these tracts are included within the boundaries of the State, the duty devolves on the Travancore Darbar to maintain an efficient administration and the Darbar does so, spending in these tracts portion of the revenue that is derived from the ryots on the plains of Travancore. This tour of the Diwan will be useful as the Diwan has now seen for himself what the planters want, especially in the matter of roads.

Financial.

26. Both the revenue and expenditure were higher than in former years. The revenue was Rs. 99,91,334 and the expenditure was Rs. 1,02,58,407 showing a deficit on the year's accounts of Rs. 2,67,073; but if the amount of nearly four lakhs spent on the Kodayar project be regarded as extraordinary reproductive expenditure, the expenditure of the year is within the revenue. After taking into consideration the debt-heads, the opening balance of Rs. 1,02,07,332 is reduced to a closing balance of Rs. 99,38,777. The increase in this year's revenue is a healthy increase, spread over many heads and due to the general prosperity of the State. The increase in expenditure is due to the increased activity of the Public Works Department, to the expenses of departmental felling in the Forest Department and to the Travancore State having commenced to pay interest on the Quilon railway.

Conclusion.

27. His Highness the Maharaja is to be congratulated on the continuous prosperity of the Travancore State and upon the steady efforts to maintain an efficient administration. These efforts will meet with more complete success when a better tone is found in the subordinate service of Travancore. Excellent orders may be issued by the head of a department and in execution these orders may be thwarted by the passive resistance, the apathy or the corruption of the subordinate officials.

From G. T. MACKENZIE, Esq., I.C.S., Resident in Travancore and Cochin, to the Chief Secretary to Government, dated Ernaculam, 5th March 1903, Camp No. 12.

In continuation of my letter submitting the Travancore Administration report, I have now the honour to submit the revised estimate for M.E. 1078 (1902–1903) and the budget estimate for M.E. 1079 (1903–1904) which have since been received by me.

Revised Estimate for 1078.

Receipts are estimated at Rs. 1,00,33,487 as against Rs. 96,83,654 in the budget, or an increase of three and a half lakhs. Of this increase two lakhs is a nominal increase in the debt heads under Anchel money orders. There are increases

of Rs. 83,000 under Land Revenue, Rs. 25,500 under Abkári and Opium and Rupees 91,000 under Tobacco, which in the budget had been regarded with caution. Against these increases must be set off a decrease of Rs. 93,000 in the sale of wood from the forests.

Charges are estimated at Rs. 1,11,07,622 against Rs. 99,87,702 in the budget or an increase of more than eleven lakhs. The grant to the Public Works department was increased during the year and there is an increase of Rs. 2,27,000 over the budget. There is also an increase of a lakh and a half in interest on the outlay on the Quilon railway. Three and a half lakhs were provided for the tour of His Highness to Delhi and half a lakh for the visit of His Excellency the Governor. There is also an item of Rs. 1,73,000 under debt heads on account of Anchel money orders. Smaller items are Rs. 27,000 because of a larger importation of Bombay salt, Rs. 26,000 under Education because of a reorganization of the college staff, Rs. 20,000 because of the improvements in the Nair brigade, Rs. 34,000 under Stationery, Rs. 15,000 under Temples and Rs. 15,000 under Palace expenses. This expenditure reduces the estimated closing balance from Rs. 94,71,878 to Rupees 88,61,642.

Budget Estimate for 1079.

The estimated receipts in almost every item follow the revised estimate of the present year. An increase of Rs. 43,000 is, however, expected in forests, as the Conservator hopes for better sales, and an increase of Rs. 1,400 is expected from the postal service. Thus the estimated receipts are Rs. 44,000 above the revised estimate of the present year. The total is more than a lakh and a half below the actuals of 1077, but those actuals were swollen by an item of Rs. 1,42,866, compensation for lands acquired by the South Indian Railway, an item which has not recurred.

The estimated expenditure is Rs. 1,05,652, which is five lakhs more than the estimated receipts and is half a lakh more than the actuals of 1077. This half lakh is the increase in the interest payable for the Quilon railway under construction. With regard to the deficit of five lakhs between annual income and expenditure in this budget, it must be remembered that the interest on the Quilon railway now amounts to three lakhs and that the proposed expenditure during the year upon the Kodayar project, although not separately shown in this budget, is much more than two lakhs, so that, if these two items be set apart as extraordinary expenditure, the ordinary expenditure will be within the year's income. In other words, Travancore is paying for the Kodayar project and is paying the interest on the outlay on the railway out of reserves and the budget is financially sound, although the closing balance will be reduced from Rs. 88,64,642 to Rs. 83,79,469. I must say that I rejoice to see this policy. I submit that the reserve funds of this prosperous State are much better invested in a railway and in a productive irrigation work than they are when lent to a merchant. I beg to ask attention to page 12 which shows that the only result of this expenditure of five lakhs of the reserve will be that Travancore will draw Rs. 19,000 less as interest from a house in Madras.

The only item that calls for remark is the allotment for the Public Works department. In order to increase the amount for the Kodayar project the amount for communications is reduced. The necessity for this is to be regretted but I must admit the necessity. The Travancore Darbar sees itself bound to pay three lakhs as interest on the money that has been spent on the still unfinished Quilon railway. It is impossible to say when the South Indian Railway Company will complete this extension and until the line is finished and begins to earn an income, the Darbar must continue to make room for this interest in the Travancore budget.

GOVERNMENT OF MADRAS.

POLITICAL DEPARTMENT.

ORDER—No. 298, Political, dated 27th June 1903.

The Travancore administration report for the Malayalam year 1077 (1901–1902) and the budget estimates for 1079, together with the revised estimate for 1078, were received nearly a month earlier than usual. The bulk of the report has been reduced and consists of 57 pages against 76 in the previous year. The question of the submission in future of the report early in the beginning of January of each year is under separate consideration.

2. *Survey and Settlement.*—No information has been furnished in the report either in regard to the arrangements for maintenance or as to the cost per square mile of surveys completed under the various heads of ordinary cadastral survey, special cadastral survey and miscellaneous surveys; nor has the cost per square mile of completed settlement operations been given. Some particulars on these points would enhance the value of the information furnished in the report.

3. *Forests.*—It is observed that while the quantity of timber removed from the forests was less than in the previous year, the receipts increased considerably. On the expenditure side there was an increase of about a lakh of rupees, most of which was due to the expense of removing timber by departmental agency. The substitution from the first day of the year under report of departmental working for the permit system has so far raised the price of timber without yielding any additional net revenue to the State, the surplus having in fact fallen from 2·11 lakhs to 1·25 lakhs. But the permit system as worked was ruinous to the forests, and it is hoped that the new system will be carried out so as to foster trade and meet the full requirements of the people. The Governor in Council concurs with the Resident in commending to the Darbar the improvement of forest administration in connection with the construction of forest roads, the reproduction of teak and the supply of firewood.

4. *Police.*—The Resident ascribes the large number of desertions in the police department to the disinclination of the men to leave their homes when ordered elsewhere for duty. The raising of the pay of the last grade of constables from Rs. 10 to Rs. 12 will, it is hoped, help to some extent to check the evil. There has been a decline in the number of known depredators. It is not clear whether there are any arrangements in Travancore for registering habitual criminals. The Resident should suggest to the Darbar the desirability of introducing some system of registration. Inspection of stations is an important duty of the superior officers of police, and a statement of how this duty is discharged might be usefully embodied in future reports.

5. *Civil and Criminal Justice.*—Only two out of 75 convicted juveniles were sent to the reformatory. The attention of the Darbar should be invited to the pernicious results of the association of young lads with hardened criminals. More use appears to have been made of the preventive sections of the criminal law during the year

under review; but there seems to be room for further improvement in this direction. It is observed that the Resident has called attention to the long duration of old suits in civil courts.

6. *Jails.*—Steps have apparently been taken to improve the administration of the jails. The death-rate was high. In the central jail it was over 45 per mille, while in the central jails of the Madras Presidency the rate in 1902 was only 18·38. The death-rates in the Quilon and Alleppey district jails appear to have been alarmingly high. This a matter which demands the continued and serious attention of the Darbar.

7. *Factories.*—The report contains no information as to whether the factories in the State are periodically inspected by the magistrates and medical officers. Remarks regarding the inspections by these officers are useful and should be included in future reports.

8. *Vaccination.*—There was, the Government regret to observe, a large increase in the number of deaths from small-pox, indicating the necessity for greater efforts in carrying on vaccine operations and for making vaccination compulsory in suitable localities. Infant vaccination was very backward.

9. *Education.*—The new classification of schools follows more closely the classification in the Madras Educational Rules, and the introduction of a revised curriculum of studies is noted with satisfaction. The chapter on instruction might be rendered more useful if it showed—

(1) the number of pupils in institutions for general education, at the various stages of instruction, namely, collegiate, upper secondary, lower secondary, upper primary and lower primary;

(2) the distribution of the total and net expenditure on education among collegiate, secondary, primary and special education; and

(3) the average cost of educating each pupil and the cost to the State in the various classes and grades of institutions.

Education, both of boys and girls, has evidently advanced considerably in Travancore and is now in a more healthy condition. It does not, however, appear that the State is giving sufficient encouragement to private effort. Nearly half of the pupils under instruction are in private schools which are unaided; in Madras the percentage is only about 30. There seems to be much scope for further action also in the matter of the education of the lower classes. The attention of the Darbar should be drawn to the inadequate fee-revenue of the Trivandrum college. That institution costs Rs. 64,400, of which apparently about Rs. 8,000 only are recovered in fees, leaving 88 per cent. of the cost to be borne by the State; the corresponding percentage in Madras colleges (Arts) was 69. It is not easy to ascertain exactly the proportion of the total expenditure on education which is devoted to primary education.

The improvement of the reformatory school would appear to require attention.

10. *Financial.*—The "general abstracts" of receipts and expenditure on pages 1 and 2 of the budget estimate would, in the opinion of His Excellency the Governor in Council, be improved if they exhibited on the expenditure side the "surplus" or "deficit" on the transactions of the year.

His Excellency the Governor in Council endorses the remarks of the Resident in regard to the provision from the reserve of the State for useful productive public works and hopes that the abandonment of the policy of hoarding balances will mark the commencement of a new era in Travancore administration.

11. *Public Works.*—The aggregate expenditure on public works was liberal in proportion to the gross revenue of the State, and a satisfactory percentage was spent on communications. It would render future reports more useful if some idea were given as to how far the needs of the country in the matter of communications and irrigation works had already been met, what further development, if any, was in contemplation, and what was the condition of existing works. With regard to irrigation works, however, the expenditure outside the Kotayar project appears to have been inadequate to the needs of the State.

12. His Excellency the Governor in Council has much pleasure in congratulating His Highness the Maharaja on the continuous prosperity of the State and the steady efforts made by His Highness to maintain an efficient administration.

(True Extract.)

G. S. FORBES,
Ag. Chief Secretary.

TAMIL NADU ARCHIVES LIBRARY
34245
CHENNAI, MADRAS-600 005

R
V 2112.T, 8 YN01
N03