I

ANNUAL REPORT

SECRETARIAT LIBRARY,
MADRAS.
Class ... No. ...
Book-case ... B ...
... 189...

ON THE

CIVIL HOSPITALS AND DISPENSARIES

IN THE

MADRAS PRESIDENCY,

FOR THE YEAR

1883.

No-33483
3/P/13

MADRAS:
PRINTED BY R. HILL, AT THE GOVERNMENT PRESS.
1884.

R
L:14. 211 r M83
M84

33483.

சொ. சோமன்
செப்பனிடுபவர் பெயர்
செப்பனிடுவதற்காக எடுத்துக் கொள்ளப்பட்ட நாள் 1993
செப்பனிட்டு முடித்த நாள் 1993
ஆராய்க்கும் உ.ப.எ. கையொப்பம்.
ஆராய்ச்சி செய்பவர் கையொப்பம்.

155/93

OFFICE OF THE SURGEON-GENERAL
WITH THE GOVERNMENT OF MADRAS,
OOTACAMUND, 25*th June* 1884.

No. $\frac{O}{180.}$

From

W. R. CORNISH, ESQ., F.R.C.S., C.I.E.,
Surgeon-General with the Government of Madras,

To

THE HON. E. F. WEBSTER,
Chief Secretary to Government,
Public Department.

SIR,

I HAVE the honor to submit, for the information of the Right Honorable the Governor in Council, my report on the Civil Hospitals and Dispensaries in the Madras Presidency for the year 1883.

The instructions of the Government of India in G.O., No. 1014, of 14th May 1883, as to the classification of dispensaries, have been attended to in the present report, as far as is practicable.

A.—DISPENSARY STATISTICS.

2. The number of hospitals and dispensaries at the end of 1882 was 275, and by the end of 1883 the number had increased to 287.

3. New dispensaries were opened in Anantapur, North Arcot, Bellary, Chingleput, Coimbatore, Godávari, Malabar, Nellore, Tanjore and Vizagapatam. The increase of new dispensaries has not been so large as in some former years, but it is expected that the establishment of unions and municipalities under the revised Acts relating to Local Government, will lead hereafter to a considerable extension of the centres of medical relief now available.

4. CLASSIFICATION.—The hospitals and dispensaries of this Presidency, classified according to recent instructions of the Government of India, have stood as below :—

	NO.
Class I	18
Class II	255
Class IIIA	6
Class IIIB	8

5. The following table shows the existing provision of medical relief centres in the several districts :—

Districts.	Population according to the Census of 1881.	Number of Taluks.	Number of Dispensaries.	Districts.	Population according to the Census of 1881.	Number of Taluks.	Number of Dispensaries.
Anantapur ...	599,889	7	6	Kurnool ...	709,305	9	8
Arcot, North ...	1,817,814	16	12	Madras	405,848	...	10
Do. South ...	1,814,738	8	10	Madura	2,168,689	8	25
Bellary	763,807	9	9	Malabar	2,365,035	11	11
Canara, South ...	959,514	6	8	Nellore	1,220,236	13	14
Chingleput ...	981,381	6	14	Nílgiris	91,034	6	5
Coimbatore ...	1,657,690	10	12	Salem	4,599,595	9	12
Cuddapah ...	1,121,038	11	10	Tanjore	2,130,383	9	37
Ganjam	1,503,301	16	10	Tinnevelly ...	1,699,747	9	20
Godávari ...	1,780,613	13	17	Trichinopoly ...	1,215,033	5	5
Kistna	1,548,480	13	16	Vizagapatam ...	1,790,468	14	16

R
L:14. 211 r M83
M84

6. Agents in Charge.—37 Commissioned Medical Officers held charge of the larger hospitals and dispensaries at the Presidency and head-quarters of Revenue districts; 4 Warrant Officers holding honorary commission; and 19 Apothecaries of the Military establishment, temporarily lent to the Civil department, aggregating 60 military agents in charge of civil hospitals. The agents proper belonging to the Civil department administering hospitals and dispensaries were 1 Native Surgeon, 77 Civil Apothecaries, 102 Hospital Assistants (of whom 9 were lent by the Military department), 43 pensioned and private medical men educated chiefly by the Madura and Nellore Medical schools, and 4 Missionary agents. The total number of agents employed on medical relief during 1883 was 287 as against 275 in the preceding year.

The class of Civil Apothecaries destined by Government to replace Hospital Assistants in independent charge of hospitals is cautiously recruited in order gradually to introduce the change, lest a too rapid replacement of Hospital Assistants result in a large number of the latter being thrown on the hands of Government, for whom no employment can be found. The aim of the department is in the first instance to substitute Civil Apothecaries for hospitals having provision for in-door relief; and having done this, then gradually to proceed to give full effect to the orders of Government, until every independent medical charge has been filled by men fitted by their education and training for the responsibilities of the position. Frequent experience in connection with medico-legal cases proves the wisdom of Government in insisting on Local bodies employing the better educated class for independent medical charges, in lieu of the cheaper agents whom they would fain employ on the score of expense.

The following classified table shows the agents in charge during the last two years:—

Grade of Medical Officers.	Number in each Year.	
	1882.	1883.
Brigade-Surgeon	...	2
Surgeon-Major from 20 to 27 years' service ...	9	4
Do. 12 to 19 do. ...	20	16
Surgeon from 5 to 11 years' service	6	12
Do. 1 to 4 do.	5	3
Honorary Surgeon	...	4
Native do.	4	1
Assistant do.	3	...
First-class Apothecary	3	3
Second-class do.	1	2
First-class Assistant Apothecary	5	13
Second-class do.	8	1
Civil Apothecary	62	77
First-class Hospital Assistant	21	29
Second-class do.	26	28
Third-class do.	55	45
Pensioned and Private medical men	43	43
Medical Missionary	4	4
Total ...	275	287

7. Hospital Buildings.—Of the 287 hospitals and dispensaries in operation during the year, 160 were held in buildings specially designed for them, and 12 in houses rented for the purpose.

There has been an increase in the total number of patients treated of 158,233. The numbers in 1882 were 1,538,576 and in 1883 1,696,809. There was a increase both of in and out patients in 1883.

The following table shows the number of in and out patients treated during the last five years:—

Years.	In-patients.	Out-patients.	Total.
1879	49,644	1,260,582	1,310,226
1880	38,870	1,274,434	1,313,304
1881	37,323	1,412,269	1,449,592
1882	37,456	1,501,120	1,538,576
1883	38,447	1,658,362	1,696,809

The daily average attendance of both in and out patients for the year is shown in the following table:—

Men.	Women.	Children.	Total.
7,091	3,253	3,273	13,617

8. Sexes.—The proportion of the sexes treated during 1883 bears about the same ratio to each other as the results of the preceding year. Of the total number of in and out patients who sought relief at the various hospitals of this Presidency, the number of "men" is returned as 851,238, of "women" 374,439, and of "children," without distinguishing sexes, 471,132, making a total of 1,696,809. Assuming, like last year, one half the children to have been females, the number of applicants of that sex for medical relief amounted to 610,005, giving a ratio in round numbers of 36 per cent., or somewhat over one-third of the total number of recipients of medical and surgical relief. If the conservative habits of the people be taken into consideration, it must be gratifying to see European medicine making such steady and increasing progress amongst the female portion of the population; and if the amount of private practice of medical officers amongst the more respectable Hindu families who do not usually apply at public hospitals be added, the proportion would be found to be still more satisfactory.

9. In-Patients.—There has been an increase of 991 in-patients treated in 1883 as compared with the figures of 1882, and the proportions of men, women and children are shown in the following table:—

Table showing the Daily Average of In-Patients.

—	1881.	1882.	1883.
Men	1,208	1,304	1,263
Women	620	615	637
Children	98	101	95
Total ...	1,926	2,020	1,995

10. Mortality.—The total mortality from all causes amongst in-patients was 2,903 in 38,447 cases treated, giving a ratio of 7·55, which is somewhat in excess of last year's percentage (7·16). The increase is due to the greater prevalence of small-pox and cholera, from which two diseases alone there was an increased mortality of 146 and 62, respectively, as compared with the deaths of the preceding year.

Of out-patients the total mortality is recorded as 3,688, as against 2,224 in the previous year. The increase is manifestly due to a more correct registration of deaths. While the mortality from cholera is given as only 2,511 out of 9,932 seizures, it is obvious that there is still much room for improvement in this respect, but annually an advance is being made towards an approximation to facts in respect to the death of out-patients; and as the attention of medical officers in charge of dispensaries is called to the importance of ascertaining wherever possible the result of application for out-door relief, the next few years will probably witness an increasing ratio between the deaths and the numbers treated as out-patients.

The following table contrasts the deaths of in and out patients for the last two years, showing the causes of mortality :—

—		In-patients.				Out-patients.			
		1882-83.		1883-84.		1882-83.		1883-84.	
		Treated.	Died.	Treated.	Died.	Treated.	Died.	Treated.	Died.
Zymotic diseases.	Small-pox	175	35	490	181	172	3	260	13
	Fevers	3,209	127	3,285	127	173,171	96	153,494	189
	Cholera	319	177	452	239	9,812	1,624	9,932	2,511
	Other diseases	311	24	305	19	13,920	11	11,825	16
Constitutional diseases.	Rheumatic affections ...	1,794	23	1,650	17	80,206	5	82,813	9
	Syphilitic do. ...	2,376	37	2,307	30	26,113	5	24,154	2
	Scrofula	177	7	193	10	2,927	...	2,971	3
	Anæmia	735	48	831	58	12,314	12	12,182	32
	Leprosy	445	51	480	48	2,753	3	2,963	3
	Phthisis	399	92	469	120	1,612	18	1,525	33
	Dropsy	1,087	241	940	252	5,177	38	5,192	93
	Other diseases	781	51	646	56	18,915	17	17,171	29
Local diseases.	Ophthalmia	778	...	766	1	127,982	...	166,352	1
	Ear diseases	36	...	26	...	66,355	1	72,685	...
	Goitre	3	1	5	...	285	...	214	...
	Respiratory affections ...	1,306	129	1,306	134	55,516	47	59,476	83
	Heart diseases	160	27	196	39	1,040	12	1,203	15
	Dysentery	1,253	262	1,331	224	20,811	31	23,458	75
	Diarrhœa	1,334	376	1,524	373	30,365	60	34,421	100
	Worms	58	1	62	1	73,656	1	77,973	1
	Liver diseases	273	35	357	35	3,592	11	4,869	11
	Spleen do.	392	10	326	17	5,039	1	5,334	6
	Gonorrhœa, &c. ...	1,301	33	1,640	34	21,413	1	24,534	12
	Abscess, &c.	985	18	1,127	36	61,630	11	74,015	19
	Skin diseases	1,048	11	1,256	10	120,568	6	153,622	7
	Ulcers	2,524	58	2,703	57	130,882	2	155,687	10
	Labour	3,023	102	2,907	97	1,717	23	2,637	63
	Other local diseases ...	5,279	350	5,418	318	338,429	133	351,453	237
	Debility	1,234	148	1,642	186	16,857	12	18,771	36
	Poisoning	181	14	167	15	8,851	9	8,231	11
	Injuries, &c.	4,478	188	3,837	160	63,051	31	67,505	59
	Total ...	37,456	2,681	38,447	2,903	1,501,120	2,224	1,658,362	3,688

11. Principal Diseases.—The public health has not been altogether satisfactory. Cholera has been widely distributed, and fatal, especially in the southern districts, while there was a marked tendency to increase in small-pox. The seasons on the whole were favorable to agriculture and food-supply, and fevers were not generally prevalent.

12. Cholera.—The Madras Presidency has been afflicted with cholera almost continuously since the invading epidemic of 1881 appeared at Tirupati in October of that year. There are indications that the epidemic is now on the decline, but in 1883 the disease prevailed to a great extent in most of the southern districts, and it progressed northwards through North Arcot, Cuddapah and Nellore districts.

The dispensary returns show a total of 10,384 cases of cholera treated, with 2,750 deaths. Of these, 452 were treated as in-patients, with 239 deaths; and 9,932 as out-patients, with 2,511 deaths. The mortality of the out-patients is still incorrectly returned in many districts, though, since the attention of dispensary officers has been called to it, there has been a steady improvement in the record of deaths of persons dying in their own homes.

The area of the Presidency, which seems to have been exempt from cholera in 1883, includes the districts of Kurnool, Kistna, Godávari, Vizagapatam and a great part of Ganjam. There were only local outbreaks in Malabar and Canara. In these two western districts there was no general prevalence of the epidemic.

13. Small-pox.—The number of cases treated increased from 347 in 1882 to 750 in 1883. This shows a large development of small-pox in the country. As a rule patients do not apply for treatment to the dispensaries, but the in-patients are chiefly those who are picked up by the police. Of 490 in-patients, 181 died. The epidemic prevailed mostly in Canara, Malabar, Kistna and Madras.

14. Fevers.—The prevalence of fevers of malarial origin has not been excessive during the year. The numbers treated in hospitals are somewhat in excess of

the numbers of 1882, but after allowing for an addition of 12 new dispensaries, the numbers do not show any undue prevalence of fever.

The following table shows the number of fever cases treated in comparison with the results of former years :—

Years.	Number of Dispensaries opened.	Total Cases.
1879	198	294,729
1880	218	207,553
1881	255	200,906
1882	275	176,380
1883	287	186,689

15. Bowel Disorders—Dysentery and Diarrhœa.—The admissions and deaths from bowel diseases do not show any great difference as compared with former years.

Table showing the Admissions and Deaths from Dysentery and Diarrhœa of both In and Out Patients for the last five years.

Years.	Dysentery.		Diarrhœa.	
	Admissions.	Deaths.	Admissions.	Deaths.
1879	20,867	632	25,120	702
1880	19,990	403	25,967	497
1881	21,642	282	28,874	425
1882	22,064	293	31,699	436
1883	24,789	299	35,745	482

16. Venereal.—The following table shows the admissions and deaths from venereal diseases in comparison with former years. Syphilitic diseases appear to have been less rife than in the two preceding years :—

Years.	Syphilitic Affections.		Gonorrhœa and its Complications.			
	In and Out Patients.		In-patients.		Out-patients.	
	Admissions.	Deaths.	Admissions.	Deaths.	Admissions.	Deaths.
1879	25,340	41	1,242	35	20,783	3
1880	24,335	36	1,400	29	22,387	5
1881	27,131	40	1,413	28	24,899	5
1882	28,489	42	1,301	33	24,413	1
1883	26,461	41	1,640	34	24,534	12

17. Parturition.—The number of labor cases attended, including those seen by midwives in their homes, was 5,544, of whom 160 died. Of these cases, 2,637 are entered as out-patients, that is, attended in their own homes either by medical officers or midwives.

Table showing the Number of Parturition Cases of In and Out Patients for five years.

Years.	Cases of Parturition.	Deaths.
1879	3,160	83
1880	4,321	119
1881	5,841	110
1882	4,740	125
1883	5,544	160

The returns of 1882 scarcely serve for comparison, as they were incorrect in some instances, owing to the non-inclusion of the midwives' cases in the dispensary statistics. The number of women attended to as in-patients in Presidency and provincial hospitals was 2,907. I observe that in many instances the midwives employed by local authorities, do but a small proportion of work in return for their salaries.

18. Skin Diseases.—The admissions under this head appear to have considerably exceeded the average as shown in the following table:—

Years.	Admissions for Skin Diseases.
1879	84,373
1880	96,383
1881	109,288
1882	121,616
1883	154,878

19. Ulcers.—There has been an increase in the admissions for ulcers also in a proportion beyond the general increase of patients as shown below:—

Years.	Admissions for Ulcers.
1879	120,421
1880	120,310
1881	122,636
1882	133,406
1883	158,390

20. Surgical Operations.—There has been a decided advance in the number of cases submitted to surgical operation. The "major" operations have increased from 2,811 in 1882 to 3,262 in 1883, while the "minor" operations have increased from 39,405 to 45,918. The truth is, our dispensaries are now to a larger extent under the management of men practically qualified in the several branches of their profession, and the number of surgical operations is the result of employing more largely the class of Civil Apothecaries, instead of Hospital Assistants, for the charge of Local Fund hospitals.

Table showing the Number of Surgical Operations performed during the last five years.

Years.	Major Operations.	Minor Operations.	Total.
1879	1,893	59,585	61,478
1880	1,836	28,851	30,687
1881	2,572	37,788	40,360
1882	2,811	39,405	42,216
1883	3,262	45,918	49,180

21. Caste or Nationality.—The following abstract shows the nationality or caste of the patients treated during 1883. There was a slight decrease in the number of Europeans treated, but of other classes there was a considerable increase:—

Years.	Europeans.	Eurasians.	Hindus.	Muhammadans.	Other Castes.	Total.
1881	6,903	37,514	1,012,908	205,298	186,969	1,449,592
1882	7,205	40,221	1,095,747	206,999	188,404	1,538,576
1883	7,165	43,616	1,231,137	214,514	200,377	1,696,809

B.—ADMINISTRATION.

22. The new arrangements, by which the District Surgeons become the sanitary and inspecting officers of their respective districts, came into operation early in 1883, and extracts from the several administration reports of public interest are given below:—

23. Arcot, North.—Surgeon-Major J. J. L. Ratton, M.D., was in charge the whole year. The district includes two Local Fund Circles and maintained 12 dispensaries during the year. Surgeon-Major Ratton's remarks on the outbreak of cholera are subjoined:—

"The public health of the district was very good up to about the middle of the year, when there was a failure of seasonable rain, and food-grains became rather dear. At this time fevers were prevalent. The annual returns of the Chittoor hospital show an excess of 27 per cent. of fever cases treated this year over last. In September very heavy rains fell, and from that time till the close of the year the rainfall was abnormally great, as the previous deficiency was not only made up in a short time, but also an actual excess over previous years was established. Concurrent with the heavy rains cholera broke out at the end of September. It was imported from Nellore by travellers to Chittoor, and the first case occurred at Kálahasti about the 25th of September. On the 1st of October I was informed that a woman living in a lane behind my stables and about a dozen paces from my compound gate had been attacked with cholera in the night. She died about mid-day. On inquiring into the case, I found that a relative of hers had arrived three days before the 29th from Nelloro, and that he had travelled *viâ* Kálahasti and Chandragiri. I asked to see him, and found a thin sickly man, who looked as if he had recently recovered from cholera, cowering on the door steps. He denied having had cholera, but stated that another man who travelled in front of him in a different bandy had cholera and died on the road near Kálahasti.

"Here then I had before me one of the two cholera cases reported by the Police at Kálahasti. His statement showed that he had passed through Kálahasti on the 25th. This man, I have no doubt, is the connecting link between the cholera epidemic in Nellore and Chittoor.

"Next day, October 2nd, a woman in an adjoining house was attacked with cholera, but recovered. On the 3rd a man was attacked in an adjoining house, and on the 4th a boy in the same house. All these people were Muhammadans. They all used a well in the mosque compound for drinking-water. The woman who died of cholera on the 1st was buried within 50 yards of this well. The well is now closed, and for a few days cholera disappeared, and it has not been since prevalent in Mittoor, where these people live.

"On the 9th two cases occurred in the Pensioners' Lines, half a mile from Mittoor but close to the Local Fund Hospital in which the third case above mentioned, a Muhammadan constable, had been treated. These people were also Muhammadans, and had visited the constable while sick in hospital. On the same day another occurred in Mittoor, traced also to the hospital. The next day a case occurred in a house adjoining.

"In the meanwhile cholera had spread from Kálahasti to Tirupati, to which place pilgrims were going from Nellore. Kálahasti lies on the direct route from Nellore to Tirupati. There was a pretty sharp attack on this road, and for a time the Hospital Assistant had enough to do there.

"It is hardly worth while tracing the spread of the disease in Chittoor further. From the 13th it may be said in a general way that five or six cases occurred daily. Some of them were traced to infection from previous cases. Others could not be so traced. But there was very heavy rain, the town lies low, the drainage is not particularly good, and the infectious particles were, no doubt, washed about everywhere. It was noticed that the disease was worst in the low-lying and damp parts of the town.

"At the end of the year cholera was epidemic in different parts of the district, and the following table of cases and mortality show to what extent it prevailed at each point:—

—	Chittoor.	Wálajápet.	Arcot.	Vellore.	Tirupati.	Gudiyátam.	Árni.	Arkónam.
Recoveries	477	320	303	1,661	123	1,152	88	75
Deaths	231	156	205	825	72	797	51	38
Total...	708	476	508	2,486	195	1,949	139	113

"The total number of cases which occurred in the district up to the end of the year was 4,326. The deaths amounted to 2,478, giving 57·4 deaths to 100 attacks. This is taken from the Revenue returns, and refers chiefly to cases not treated.

"Hospital Assistants were employed by the Local Fund Board and detailed for special cholera duty. At different times there were four Hospital Assistants on the special work; and the Collector and the Deputy Director of Revenue Settlement lent their Assistants to the Local Fund Board for the same work, so that there were, besides the ordinary medical staff, seven additional men on cholera duty. They were stationed at Chittoor, Arkónam, Rénigunta, Gudiyátam, Sholinghur, Kálahasti, Pullikondah and Tiruttani. Their names were Saivid Muhi-ud-dín, No. 164; Samarapoory Moodelly, No. 305; Govinda Nair, No. 353; Israel, No. 366; Kalingaroya Moodelly, No. 116; Ramasawmy Moodelly, No. 1129; and Chengalroya Moodelly, No. 1145. They all did their duty well and gave satisfaction in every way.

"Some general remarks upon this epidemic may be made. More women than men were

attacked, perhaps because they are more confined to houses and backyards in which cesspools and privies are almost universal—179 women to 124 men.

"The type of the disease was mild. The mortality in hospital was about 33·3 per cent. for adults and 31·7 per cent. for juveniles. The average duration of fatal cases was about 48 hours. Vomiting was not very violent, or even very frequent. Recovery from the attack was remarkably rapid, and secondary fevers and complications were not common."

"Another very noticeable fact at Chittoor is that the number of cholera cases have a decided relation to the rainfall, increasing in wet weather and diminishing in dry. The north-east monsoons began at Chittoor on the 27th of September, on which day there was a rainfall of 2·46 inches, and on the following days, to the end of the month, it reached 6·73 inches. It rained on the 3rd October 0·67 inches and on the 4th 0·22 inches. The first case of cholera occurred on the 4th, and by the 13th the infection had got hold of the town, and three cases occurred daily. On the 16th the rainfall amounted to 3·55 inches. On the following day there were seven cases of cholera, and there were 5·6 cases a day for the next eight days which were fine. Showers fell on the following six days, but the ground was comparatively dry, and the number of cholera cases fell to 3·6 daily. It rained continuously on the first six days of November, and the number of cholera cases rose to 8·5 per day. The ground was now sodden, and though no rain fell on the next eleven days, the average number of cases was 7·5. On the 18th and 19th of November 1·75 inches of rain fell, and for those two days and the 20th the cholera average rose to 9·6. There was then a spell of fine weather till the end of the month, and the average number of cases fell to 8·3. The fine weather continuing until the 12th of December, the cases fell to an average of 5·8 per diem. It rained from 12th to 16th 3·48 inches, and the cases rose again to 7 per diem. The rains now ceased, sunny weather set in, and the number of cases from the 21st to the end of the month was 11, or an average of 1 per diem. I may add, though not belonging to the year under review, that no rain fell in January, and there was not a single cholera case in the town.

"The total number of dispensaries working at the end of the year was, in the Chittoor Circle, eight, viz., at Chittoor, Ranipett, Palmanér, Venkatagirikóta, Wálajápet, Gudiyátam, Kálahasti and Tirupati; and four in the Vellore Circle, viz., Vellore, Árni, Pólúr and Wandiwash.

"The Gudiyátam and Kálahasti dispensaries were newly opened in September under the orders of the Board of Revenue, 30th July 1883, No. 6385.

"The health of the sub-division was not satisfactory during the last quarter.

"Cholera was introduced into the district at the Tirupati feast in September, from thence spreading into Chittoor side first, and subsequently into the sub-division.

"In Vellore the first case occurred in a suburb called Allapuram, in a boy who eight days previously arrived from Kamptee by rail. Cholera was, at the time he left, prevalent at that station and also at Tirupati which he passed through. The second case was in the same house, and the third case next door. From here it spread no further at the time. The fourth case was in the opposite side of the town, a mile and-a-half distant, on the 14th October, in a boy who two days previously arrived from Chittoor where the disease was then prevalent. The fifth case was that of a man who had been out to meet some carts from Chittoor, and was attacked on his return on the 25th October. His residence was in the middle of the town. The sixth case was a woman who arrived from Arcot on the 25th October, and was attacked on the 26th. The seventh case was a man from Chittoor, where his wife died of cholera a week previously. The eighth case was this man's son, who was attacked the next morning. Three days after, three cases occurred in the next street, and from this time the disease spread all over the town.

"From the above it seems that all the first cases were imported.

"The total number of cases in Vellore and its vicinity was 527 with 210 deaths.

"About the middle of October it seems to have been introduced into Arcot by pilgrims from Tirupati. The total number reported there was 44 with 10 deaths.

"At Pullikondah, on the Bangalore road, 12 miles from Vellore, a severe epidemic began on the 14th November, the first case there being a man from Gudiyátam where the disease was then prevailing. 202 cases with 102 deaths were reported there.

"In Árni it broke out in the middle of November, the first case being that of a man from Arcot. 79 cases with 46 deaths were reported there.

"At Pólúr 5 cases only were reported, 2 of which were fatal.

"No cases were reported in the town of Wandiwash, but the disease was present to a small extent in both taluks.

"Small-pox prevailed from time to time throughout the sub-division. 85 deaths were reported in the town of Vellore. The total number vaccinated during the year was 10,589, rather a small proportion to population.

"In August a fever resembling dengue occurred in the cantonment of Vellore among the Europeans, which was specially reported by Dr. Lancaster. As fever accompanied with severe shifting rheumatic pains in the limbs and body, was at the same time prevalent among the native population; it was probably not confined to the Europeans, but the rash may have been overlooked on the dark skin.

"In the fort 5 cases of typhoid fever occurred among Eurasians. The fort ditch at the time was very offensive."

24. ARCOT, SOUTH.—The number of dispensaries in this district was the same as in the preceding year, but it was in contemplation to open a new one at Chengam. Cholera was very prevalent in the district for a great part of the year. Surgeon-Major C. Robertson, the District Surgeon, makes the following observations in regard to the health of the district:—

"Cholera may be said to have prevailed in the South Arcot district throughout the entire year. In some parts the disease has been severe, causing great mortality, others have suffered less, but no part of the district has enjoyed complete immunity. The Tirukoilúr, Chidambaram and Cuddalore taluks have suffered most. The epidemic is now in the third year of its invasion, but does not yet present any decided signs of abatement; indeed it shows a remarkable tendency to reproduction when seasons and local circumstances are favorable. Small-pox and fever have prevailed in some parts, but not to any unusual extent. The season has been favorable, the rainfall copious, much exceeding the average, and the price of food-grains unusually low.

"Ten dispensaries were working at the close of the year. There is one dispensary in the Principal Town of each taluk. These taluk dispensaries are all supported by the Local Fund Board, which also give a contribution of one-third towards the expenses of the Municipal dispensaries. There are three Municipal dispensaries, two in Cuddalore and one in Chidambaram.

"None have been opened or closed during the year. Sanction has been obtained for the opening of a minor dispensary at Chengam, a small town on the Salem frontier. Arrangements have been made by the Local Fund Board for opening this institution at an early date."

25. BELLARY.—The public health in this district was generally good. The Civil Surgeon of Bellary exercises medical and sanitary supervision over the newly-formed district of Anantapur, as well as Bellary, no Civil Surgeon having been sanctioned for the new district.

Surgeon-Major Archdall reports as follows:—

"Judging from other sources than dispensary statistics, I am glad to say that the general health of the public in the Bellary and Anantapur districts has, on the whole, been satisfactory. Cholera made its appearance in several places in the districts in a sporadic form, except in Adóni, where it was epidemic from the 21st November to the 6th December 1883.

"At the end of the year there were fifteen dispensaries working, of which three were opened newly, viz., at Kumpli and Ráyadrug in the Bellary district, and at Uravakonda in the Anantapur district, by the Local Fund Boards of the respective circles, under the authority of Government."

26. CHINGLEPUT.—Cholera prevailed to some extent in the district. Two new dispensaries were opened. Surgeon Nailer, the District Surgeon, makes the following remarks regarding public health, and shows that cholera was apparently spread by persons returning from infected localities:—

"The general health of the district for the first three quarters was good; but during the last, cholera appeared. The disease first appeared at St. Thomas' Mount among the fishermen who live in a very dirty locality. On 18th November the first case was reported at Conjeeveram, where, out of 68 attacks up to 31st December, 17 deaths were reported. The disease was next reported in the principal villages along the branch road from Ranipett, North Arcot district, through Conjeeveram, Wálajábad, up to Chingleput. It was more severe at Wálajábad than in the other places. After a time it was reported in the various taluks of the district. It is a remarkable coincidence that, as a general rule, the first case reported in any village is said to have been imported into that village from an infected locality. The disease abated in every place where strenuous exertions were made to clear out rubbish and increase ventilation and drying of the soil.

"At the close of the year there were 13 dispensaries. Of these two were opened during the year by order of the President, Local Fund Board, one at Utramerur in the Madurántakam taluk, and the other at Nágalápuram in the Tiruválúr taluk.

"The two dispensaries at Chingleput and Conjeeveram, respectively, alone receive in-patients, the others out-patients only."

27. CANARA, SOUTH.—Malarious fevers prevailed to a considerable extent in this district, but it seems to have been free of cholera. The dispensaries remain as in the former year, except that the Uppinangadi dispensary has been removed to Putúr, the head-quarters of the taluk officials.

Surgeon Lee, the District Surgeon, makes the following observations on the results of the year's work:—

"Fevers were very prevalent in some parts, and caused an increased mortality under that class.

"The mortality from other causes is also greater than in the previous year.

"Tables exhibiting the births and deaths for the year under review and two previous years are subjoined :—

Births.

Years.	Population according to Census of 1881.	Males.	Females.	Total.	Birth-rate per Mille.
1881	923,743	13,040	12,223	25,263	27·34
1882		13,047	12,483	25,530	27·63
1883		13,537	13,074	26,611	28·80

Deaths.

Years.	Cholera.	Small-pox.	Fevers.	Bowel-complaints.	Suicides.	Accidents.	Wounds.	Snake-bite.	Killed by Wild Beasts.	All other Causes.	Total.	Death-rate per Mille.
1881	77	87	6,060	1,810	56	343	14	65	...	9,034	17,546	18·99
1882	181	416	4,462	1,884	55	...	...	66	...	9,643	16,707	18·08
1883	...	612	7,274	2,260	64	319	23	80	3	9,806	20,441	22·12

"The registration of vital statistics is improving, and improved registration causes apparently higher ratios of births and deaths than the normal increment of population would account for.

"The district was free from cholera. Small-pox caused 612 deaths, a mortality equivalent to 0·67 per thousand of population.

"This disease is generally introduced by coolies returning from above the ghâts. In Mangalore it is occasionally spread by arrivals from other parts. In one instance several persons caught it from an infected individual, who had recently come from Bombay, where the disease was then epidemic.

"Vaccination was carried out very successfully in the district, and the total vaccinated will, I believe, compare favorably with that of other districts.

"The following table shows the number of vaccine operations in 1882.

—	Total vaccinated.	Successful.	Unsuccessful.	Unknown.
No. I Circle ...	29,845	28,264	657	924
No. II Circle ...	14,871	13,755	484	632
Total ...	44,716	42,019	1,141	1,556

"Fevers caused a large mortality, especially in the taluks of Kásaragód and Uppinangadi, the latter suffering more severely.

"Both these taluks are sparsely cultivated, and the villages near the ghâts are surrounded by jungle. Water from rivers is chiefly used for drinking purposes in these villages, and many of their inhabitants are anæmic, debilitated, and have enlargement of the spleen, the result of malarial intoxication.

"The rainfall during the year was equal to the average, but the rains continued later than usual from May to November, and there were frequent breaks or rainless intervals, at which times the heated atmosphere becomes charged with vapours from the saturated soil, and the conditions favorable to the production of malaria are developed.

"The total rainfall in each taluk was as follows :—

Taluk.	Coondapoor.	Udipi.	Mangalore.	Kásaragód.	Uppinangadi.
Rainfall in inches	163·66	146·40	119·23	116·25	151·49

"The deaths from fevers were most numerous in the second and third quarters of the year. In Kásaragód and Uppinangadi the deaths numbered 2,931 in this period, corresponding to the onset of the south-west monsoon and the subsequent heavy rainfall.

"The mortality from bowel-complaint was greater than that of the two preceding years. Many of those who succumb to these affections have had their health enfeebled and their constitutions undermined by previous attacks of ague.

"Accidents caused 319 deaths, principally from drowning in wells, tanks, and rivers.

"Nearly all the wells in the district are unprotected by parapet walls, and consequently accidents are of frequent occurrence.

"The reports of medical subordinates in independent charge on the public health refer to the absence of epidemics and the increase of malarial fevers in their respective taluks.

"The Civil Apothecary at Bantvál had three cases of small-pox under his treatment, 'all of which were of a mild nature, as they had been previously vaccinated.'

"No dispensaries were opened or closed during the year.

"One dispensary was removed from Uppinangadi to Putúr, the latter town having been made the head-quarters of the taluk officials.

"All the dispensaries (seven in number) receive both in and out patients.

"The statistics of the Municipal town of Mangalore are compiled in the Civil dispensary under my supervision; but those of the district are prepared in the Collector's cutchery and a copy of the monthly return is forwarded to me.

"It is highly desirable that a system of medical relief should be organized for the villages remote from the cusba towns, where the Local Fund Dispensaries are located. Special Hospital Assistants to itinerate and visit in succession fever-stricken villages would be of much service.

"In the latter part of the year, besides inspecting all the district dispensaries, I visited several villages, inspecting the houses, compounds, school buildings, wells, burial and burning grounds, and also examining the state of vaccination, and the registers of births and deaths kept by the potails or headmen."

28. COIMBATORE.—The public health of this district was not satisfactory. Cholera prevailed in nine out of the ten taluks. The death-rate was higher than usual, but this may be partly due to improvement in registration. Fevers account for about half the deaths in the district. A new dispensary at Aravakurchi was established in the year. Surgeon-Major Fitzpatrick reports as follows :—

"The health of the district of Coimbatore during the year under report does not, I regret to say, contrast favorably with preceding years. The following statement shows the death and birth rates for the past four years :—

—	1880.	1881.	1882.	1883.
Total deaths	18,739	21,237	25,953	29,527
Total births	32,681	35,052	42,170	41,716
Death-rate per mille of population ...	11·3	12·8	15·6	17·8
Birth-rate do. do. ...	19·7	21·1	25·4	25·2

"Cholera prevailed throughout the year in nine out of ten taluks and caused 3,089 deaths against 1,461 in the previous year. The mortality from this disease steadily increased during the latter part of the year—in October 153, November 777, and December 890 deaths were recorded.

"In addition to the medical aid rendered by the Medical officers in charge of Local Fund Dispensaries in each taluk, special subordinates were deputed to itinerate in the affected localities, to attend the sick, and look to general sanitary and other precautions. The inhabitants have been frequently warned to keep their streets and houses cleaner; cholera medicines were freely distributed, with instructions, to village authorities.

"During the year I have personally visited all the important towns and villages in the district, and endeavoured to teach the people to adopt sanitary and other precautions in respect to general cleanliness, food and water.

"Small-pox was more or less prevalent throughout the year in a mild form and caused 1,371 deaths against 2,073 in the previous year.

"The following table shows the deaths from different causes in the district :—

Years.	Cholera.	Small-pox.	Fevers.	Bowel-complaints.	Injuries.	All other Causes.	Total.
1880	...	229	9,876	948	477	7,209	18,739
1881	432	505	10,883	1,000	720	7,692	21,237
1882	1,461	2,073	11,225	1,120	598	9,546	25,953
1883	3,089	1,371	12,562	1,356	635	10,521	29,527

"It is to be noticed that the death-rate from fevers is nearly half the total.

"There have been nine Local Fund and three Municipal dispensaries working in the district at the end of the year, besides Police, Jail, Collectorate, and Sub-Collectorate Departmental Hospitals.

"A third-class Local Fund Dispensary was opened at Aravakurchi, a sub-divisional station of Karúr taluk, on the 11th September 1883. It is under the charge of a third-class Hospital Assistant, and the working is satisfactory.

"A Municipal Branch Dispensary in the centre of Coimbatore town was opened on the 2nd February 1883. It has been very much appreciated by the better classes of the community. Since the starting of the institution under the management of a Municipal Hospital Assistant, 10,784 patients have been treated."

29. CUDDAPAH.—The health of the district was fairly good. Cholera broke out in Cuddapah, Proddutur, and a few other places, and it was not possible to trace its introduction into Cuddapah. The Civil Surgeon reports as follows:—

"The public health of the district during the period under review has been comparatively good. Cholera prevailed in an epidemic form in the months of July, August, and September in the town of Cuddapah, Proddutur, and Sidhout.

"There are altogether 261 attacks and 92 deaths in the town of Cuddapah. At Proddutur 113 attacks and 52 deaths, and at Sidhout 11 attacks and 4 deaths.

"The first case of cholera in the town of Cuddapah occurred on the 11th July last. A Muhammadan woman, aged about 17 years, was attacked in the morning, and her child, aged about 2 years, in the afternoon, and both died the same night. The deceased was a goshá female, who had not left her house for months, nor had any persons come to her place from any of the infected localities.

"Two more cases occurred on the 12th in the same street in which the aforesaid Muhammadan woman and child lived, of which one died and one recovered. From this the epidemic had gradually spread to the other parts of the town.

"As far as I could ascertain the disease does not appear to have, in this instance, been imported from other places."

30. No new dispensaries have been opened during the year. The dispensary at Chitvél was removed to Pullampet on the 1st October 1883 by order of Government.

31. GANJAM.—The health of this district appears to have been good during the year. Cholera and small-pox prevailed only to a slight extent. No change has occurred in the number of dispensaries open.

The District Medical officer remarked as follows:—

"The health of the district has been good. The rainfall, which was deficient last year, is this year nearly 10 inches above the average. Food-grains were cheap.

"The returns of births and deaths for the district are not yet complete. The supplemental returns for the last four months of the year have still to be received, so that it is useless to contrast the figures with those of last year.

"Registration is still very bad, but is improving. Fevers, cholera, and small-pox were all less prevalent than last year. 110 deaths from cholera and 702 from small-pox have been reported up to date, as compared with 1,133 and 2,530 last year.

"Ten dispensaries were working at the end of the year—two Municipal and eight Local Fund.

"No new dispensaries opened, nor were any dispensaries closed during the year."

32. GODÁVARI.—Two new dispensaries were opened in this district during the year. The public health was generally good, though the inland parts of the district are malarious, and deaths from fever make up a large percentage of the total mortality.

The remarks of the District Surgeon are appended:—

"The health of the people has been generally good.

"In comparing the registration of deaths (*vide* form in the margin) it will be observed that there has been a steady increase in the casualties registered, there being a very perceptible increase from 1881 to 1882. There is nothing of any importance noticeable in this return, the registration of each particular disease remaining nearly stationary. It remains for one, however, to try and show if there is any locality in which any of the contagious diseases is endemic, or where any particular disease specially prevails. By referring to Table II, it will be seen that there were only 7 deaths from cholera reported in 1883. Of these, 5 (women) occurred in Amalápuram, and a Hospital Assistant, who was sent to report on the outbreak, stated that they were probably caused by the victims eating rotten meat and a bitter herb named 'chacoora.' The one death at Tanuku was also caused by eating rotten meat. In 1882 there had been a sharp outbreak of cholera at the same place, Tanuku, when 64 died. There is nothing, however, to show that cholera is endemic here or in any other place in the district.

—.	1881.	1882.	1883.
Cholera	2	73	7
Small-pox	125	127	183
Fevers	12,018	14,366	14,221
Bowel-complaints ...	441	741	717
Injuries	552	573	567
Other Causes	9,783	11,602	12,694
Total ...	22,911	27,482	28,389

"*Small-pox.*—In each taluk, division and municipality (with the exception of Rajahmundry) this disease has claimed its victims during the year under review. The largest number of deaths occurring in Peddápuram taluk, where 40 died. It is pretty generally distributed all over the district, and, should a favorable time arrive, would rapidly be disseminated. The number of deaths reported during the last three years shows a steady increase from 125 in 1881 to 183 in 1883.

"*Fevers.*—As is usual in India, fevers claim by far the largest number of deaths. Peddápuram and Tuni taluks give over 1·7 per cent. of deaths. Next to these two taluks, Ellore and Yernagúdem give the largest rate of mortality, viz., 1·4 per cent. Next in order of frequency, Tanuku and Rajahmundry, which give over 1· per cent. of deaths to the population in their respective taluks. The two taluks which give the largest number of deaths are principally under dry cultivation, and of the next two, Yernagúdem taluk consists principally of hills and jungle, while Ellore is to a great extent under irrigation. Tanuku is wet cultivation and Rajahmundry dry. The lowest percentage of deaths is found in the Narsápur and Bhímavaram taluks, which give ·28 and ·38 per cent. of deaths, respectively—these two taluks being by far the greater part under irrigation. It will thus be seen that fevers are not more prevalent in those taluks where irrigation is extensively carried on, but in fact the rate of mortality is higher in the taluks where the dry cultivation is in existence, and the lowest rate of mortality occurs in those taluks where irrigation is carried on. Of the three municipalities, Cocanada is the most healthy in this respect, giving 0·33 percentage of deaths, whilst Ellore is the most unhealthy, giving 0·68 percentage of deaths.

"The registration of births is, I think, very defective. One would suppose, on comparing the number of births registered during the last three years, that the population had decreased, as the number of births in 1881 was 39,183, in 1882, 34,476, and in 1883, 35,109. In each year the number of males born has been in excess of females. Of children born dead, females give the largest percentage in two out of the last three years. The percentage of births to the whole population is 2·96, whilst the percentage of deaths is 1·58.

"The total number of births registered during the year was 35,109, whilst the total number of deaths registered was 28,389, giving an increase of population of 6,720 for the whole district for the year under review.

"The registration of births and deaths remains at present in the hands of the Collector of the district, although I make it my duty to inspect the village registers when I am on tour in the district, and also the returns as prepared in the Collector's office. I have communicated to the President, the desirability of transferring the registration of births and deaths in the head office to the District Surgeon, for then the District Surgeon would have under his eye the whole of the records of the vital statistics of the district; and in a separate letter have recommended that the Tahsildar of each taluk, as he collects the registers from the different villages, should hand them over to the Hospital Assistant in charge of the Civil Dispensary at the cusbah of each taluk, for him to make himself acquainted with the vital statistics of his taluk, and, in case of necessity, for him to communicate any outbreak of disease immediately to the District Surgeon, and, if necessary, to proceed to the spot to remedy the evil.

"There were 14 dispensaries working at the end of the year, of which two were opened during the year—one at Yelaiswaram, and the other at Tanuku—on the 1st February and 1st July 1883, respectively, by the order of the President, Local Fund Board.

"Number of dispensaries receiving both in and out patients two—one at Cocanada and the other at Ellore."

33. KISTNA.—The public health in this district was generally good.

The District Surgeon's brief notes on the subject are appended:—

"The public health in this district for the year 1883 was satisfactory. Malarious fevers, which are the prevailing diseases, are reported not to have been so severe in type, nor to have been so fatal as in former years.

"Small-pox prevailed in nearly all the larger towns in the Bandar and Répalle taluks during the last quarter of the year, but the type is reported to be on the whole mild.

"Although cholera was very prevalent in the Nellore district—and also in the Hyderabad State—it was not imported into this district. There were two mild cases of the disease at Jaggayapet among some bandy drivers recently arrived from Hyderabad, but, owing to vigorous sanitary measures carried out by the local authorities there, the disease did not spread.

"No dispensaries were opened or closed during the year.

"The total number of dispensaries in this district on the 31st December 1883 was 16, viz., 2 municipal at Masulipatam and Guntúr, 7 under the Local Fund Board, Masulipatam circle, and the same number in the Guntúr circle."

34. KURNOOL.—This district was free of cholera, but at the end of the year fever and small-pox were prevalent. No change has been made in the number of dispensaries.

The District Surgeon, Dr. Bain, reports as follows:—

"The health of the district was fair up to November, when the number of fever and bowel-complaint cases suddenly increased in Cumbum, a special report of which is under preparation and will be sent to the Sanitary Commissioner. Small-pox was rather more prevalent than usual in the Márkápur taluk. Malarious fever was the chief cause of sickness in all the taluks except that of Pattikonda, where ophthalmia was reported as being the most prevalent disease of the year. There was an increased rainfall and a more severe cold weather. Food was plentiful and consequently cheap.

"The number of dispensaries working during the year was similar to that of 1882. No new ones were opened and none were closed."

35. MADURA.—The public health in this district was not good. Malarious fevers prevailed in the early part of the year, and severe outbreaks of cholera occurred in the town of Madura and other parts of the district.

Surgeon-Major Hastings, the District Surgeon, writes as follows:—

"The public health of the district has been far from good. In the early part of the year an epidemic of malarial fever prevailed along the base of the hills in the Usillamputty division. A Local Fund Hospital Assistant, with the necessary medicines, was deputed for duty among the fever-stricken villages. Out of 388 cases treated, there were 22 deaths. I inspected the place myself and saw many of the patients. The cause of the disease, which is of an intermittent type, is to be found in the undrained condition of the soil, the water coming close up to the surface of the ground, and in the drinking-water, which is in no way protected from surface drainage and other kinds of contamination. Later on small-pox appeared and still prevails widely. In the Melúr taluk guinea-worm is endemic and gave 25 per cent. of the Local Fund Branch Minor Dispensary admissions. But the epidemic of cholera, which broke out at Madura in October, is the chief event in the medical history of the year. On the 22nd October, after a very heavy fall of rain, and just after the river Vaigai came down in flood, cholera broke out on its southern bank and spread rapidly and widely. It first spread along the southern bank of the river, but after a little time it turned to the south-west, gradually working to the extreme south of the town, which part is furthest from the river.

"The first case reported in the district occurred in the extreme north at a place called 'Vadagumbadi' in the Dindigul taluk. This was on the 10th September. Several other cases followed in that taluk before Madura town was invaded, viz., 22nd October. On the 25th October it appeared in the Melúr taluk; on the 31st in Periyakulam taluk and in Tirushuli in the Ramnad Zemindary; on the 1st November it appeared at Devipatam; on the 22nd near Tirupatúr, and finally it broke out at Palni on the 3rd February 1884.

36. MALABAR.—The number of dispensaries remain the same as in the former year. The public health in the district was good, except that small-pox was more severe than usual.

The remarks of the District Surgeon, Dr. Cook, are appended:—

"The public health of the district during the past year has been on the whole good. Cholera, however, has made its appearance in six out of nine taluks, and in Pálghat particularly, and it was in this taluk that the first case occurred in the month of February.

"No cases of cholera have occurred in the town of Calicut, Tellicherry or Cannanore.

"There was a regular epidemic of measles in the town of Pálghat, but not many fatal results.

"There is an authenticated report that pilgrims from the Palnis and Coimbatore passed through the taluk, and in both of these places there was cholera before it appeared in the taluk of Pálghat.

"Small-pox has as usual been rife all over the district, and especially in the crowded and not over-clean towns of Calicut and Cochin. No less than 10,292 deaths have occurred from this disease alone. Malabar has always been noted for small-pox; the cause for this I cannot determine. In the Small-pox Hospital for Calicut 182 cases were admitted against 40 the year before. Of the 182 cases, 55 deaths occurred, and all those that died were not protected by vaccination. One case had had small-pox slightly, got another attack and died. I cannot say vaccination is backward in the district.

"I have inspected 15 important villages during the year, which entailed travelling 665 miles by road, and had, therefore, some opportunity of noticing the state of vaccination as I went along, and I think I can safely say that out of every ten children under 12 years old half are vaccinated; but infantile vaccination is very backward, especially in small villages.

"Ague and fever are as usual common in this district. The following is an extract of a letter sent to Mr. W. Logan for the District Manual:—

"'Anæmia, general dropsy, and splenitis, although put down as special diseases, are generally, if not always, the result of neglected or protracted attacks of ague. People of Malabar of all classes reside for some time or other in Wynaad. In the months of March, April, and May ague abounds there and spares few, rich or poor. The poor, through neglect of seeking medical aid, have repeated attacks undermining their constitutions, the result being that they

flock back to the coast bloodless, dropsical, and with spleens occupying sometimes half the cavity of the abdomen instead of the area of a man's hand. One has only to attend one of the dispensaries in Malabar, or walk through the bazaars of some of the principal towns, to see the great amount of people with anæmia and dropsy and enlarged spleens. These classes of diseases fill our dispensaries, all the result of neglected ague or repeated attacks of it.'

"There are altogether seven dispensaries and two hospitals (Leper and Small-pox) in Calicut. The Leper Hospital, however, has been closed from the 1st January and converted into an asylum."

37. NELLORE.—The health of the district was fairly good until September, when cholera broke out and prevailed for some time in the chief town. The District Surgeon, Dr. O'Hara, writes:—

"Public health of the district has not been good. Small-pox, measles, chicken-pox, and cholera have been epidemically prevalent in some parts and during certain periods of the year. A special report describing the outbreak of cholera in Nellore town and suburbs has already been submitted. The total number of attacks registered has been 1,128 with 439 deaths.

"*Vital statistics for past three years.*

—	1881.	1882.	1883.
Births	22,551	25,819	27,530
Deaths	15,893	15,193	16,346

"*Dispensaries.*—There are twenty in number, besides the Jail Hospital. Of these, the Podili Hospital has remained closed throughout the year in consequence of the medical practitioner, Soobbaroyadu, having resigned his appointment and there being no subordinate available for the charge. Owing to the serious illness of Medical Practitioner Narrainsawmy, the Kanigiri Hospital had to be closed during the last quarter. New dispensaries, however, were opened during the year at Kávali and Rápúr, the latter being converted from a medical practitioner's centre into a Local Fund dispensary—*vide* G.Os., No. 880, of 8th June 1883, and No. 1213, dated 16th June 1883. Sanction has been accorded, and arrangements have been made, for the establishment of a dispensary at Beripett cusbah (G.O., No. 2872, 15th December 1883,) and for the conversion into Local Fund dispensaries of the medical practitioners' centres at Udayagiri, Atmakúr, and Kanigiri from the 1st April 1884—*vide* G.O., No. 2475, 26th October 1883."

38. NÍLGIRIS.—The dispensary returns show that malarious fevers prevailed considerably in the Wynaad and slopes of the Nílgiris.

39. The dispensaries in the Wynaad were inspected by the Senior Medical Officer, Nílgiris, and the one at Kótagiri, by the Medical Officer, Coonoor. No new centres of medical relief were established during the year.

40. SALEM.—The public health was indifferent, cholera and small-pox being widely distributed, and the registered mortality of the district higher than usual. No new dispensaries were established. The Medical Officer, Surgeon-Major Hackett, remarks as follows:—

"The births registered amounted to 48,137, an increase over 1882 of 1,621. The year 1883 has been unfortunately unhealthy. The deaths registered reached 28,163, an increase of 3,977. Cholera and small-pox prevailed more or less to a great extent. The deaths from cholera and small-pox were more than in the previous year, but the deaths from malarial fever were less. The rainfall during the year was 46 inches, 14 inches less than that of the previous year. The epidemic of cholera continued more or less throughout the year. The usual medicines were given, and amongst them I have found that free draughts of pure water acidulated with sulphurous acid proved very useful in many cases. There are one or two interesting facts in connection with the epidemic of this year. These were communicated to the Sanitary Commissioner, that is, the attacks and mortality were more severe amongst those who lived on the banks of the river and who used mostly river water for drinking purposes; secondly the number of cases decreased after a heavy rainfall—this fact was most marked.

"Out of the eleven dispensaries, two were inspected twice, three were not inspected at all, and the rest only once.

"There is a fall in the number of inspections of the Local Fund dispensaries; this is due to the fact that the District Surgeon acted for about five months as Superintendent of Central Jail and consequently he was unable to leave the head-quarters."

41. TANJORE.—Cholera prevailed extensively in this district at the beginning and end of the year. Dr. Lloyd, the District Surgeon, remarks of the public health as follows:—

"The district is divided into two circles, viz., Tanjore and Negapatam. In the former there are twenty-six dispensaries and in the latter twelve, including the two under the super-

vision of the Zillah Surgeon at Tranquebar. The medical administration of these thirty-six dispensaries is conducted by the District Surgeon, Tanjore, but the inspection of the hospitals in the Negapatam circle only is done by the Zillah Surgeon at Tranquebar.

"The general health of the public was tolerably good, except at the beginning and latter part of the year under report. Cholera which appeared in December 1882 continued, although in a mild form, till about the middle of March 1883, when it totally subsided. Early in the month of August 1883, the first case in the district was reported as having occurred in Kumbakónam in a resident of that town, living in a low unhealthy part of it. The patient had not been exposed in any way to its influence, had not been away, and in fact it was difficult to trace out the origin. However, in a few days more cases occurred, and on the 15th August 1883, 13 cases had been reported with 9 deaths; and on the 9th, a few cases occurred at Pápanásam in the same taluk, and between the 14th and 29th, there were 9 cases at Shiyáli, having been imported apparently from Madura, the patient having come from there, where cholera was prevailing at the time. On the 19th the first case was reported at Negapatam, from which it commenced slowly to spread throughout many of the taluks, but all in a comparatively mild form, excepting at Negapatam, where it was rather severe, and a Hospital Assistant was deputed solely for cholera duty in that town. It then appeared in the Tanjore Municipality in a woman returning from Tirupati, and shortly afterwards it attacked many of the weaver caste on their return from Tirupati, where they had been on a pilgrimage, and where the epidemic was very bad. A Special Hospital Assistant was put on cholera duty, and it gradually decreased till the beginning of January last, when it broke out afresh in the two suburbs of the town. At Mannárgudi and Kumbakónam the epidemic appeared again in November 1883, and continued in a severe form throughout the remaining part of the year under review. The places that have suffered much from the disease are shown in the margin. The total number of attacks during the year (who were under medical treatment) was 1,731 and 828 deaths."

Kumbakónam.
Negapatam.
Nagore.
Mannárgudi.
Tanjore.
Mutupet.

42. TINNEVELLY.—The cholera prevailing in Madura appears to have spread to the neighbouring district of Tinnevelly, and the disease caused considerable mortality about the end of the year. The dispensaries remain the same as in the previous year.

The remarks of the District Surgeon are subjoined :—

"Public health was generally good up to November, when cholera, which was prevalent in an epidemic form in the Madura district, appeared in the town of Tinnevelly on the 18th November and rapidly spread throughout the district as an epidemic.

"The total number of births registered in the district during the year was 52,027. Of these, 26,853 were males and 25,144 females. The rates of births per mille of population (1,699,747 census of 1881) was 30·60, being an excess of 2·49 when compared with that of the preceding year.

"The number of deaths was 38,286, which in a population of 1,699,747 amounts to a ratio of 22·52 per mille, an excess of 1·09 when compared with the previous year. The excess is attributable to the prevalence of cholera in the district. Of the 38,286 deaths, 4,899 were due to cholera, 557 to small-pox, 5,938 to fever, 2,310 to bowel-complaints, and 24,582 to other causes.

"Cholera was prevalent in a very mild form in the Tenkarai taluk during the first half of the year and ceased in July. In November it reappeared in a virulent type in the town of Tinnevelly on the 18th November and spread throughout the district. The first two cases were in the persons of the child and wife of a Muhammadan who had been to condole with cholera-stricken relatives at Madura, where cholera was prevalent. The child was taken ill on the return journey made by rail on the 12th and died on the 13th, and the mother after 24 hours' illness died on the 16th. The localities situated on the banks of the rivers, channels, and on main-roads suffered the most. The marginal statement gives the total deaths in each taluk and municipality and the ratio of deaths per mille of population. It will be seen from the statement that the taluks in which the disease was prevalent in a very mild form were those of Otapidáram, Srívilliputur, Sankaranainárkoil and Sátúr, which for the most part consists of black cotton soil. It is to be observed here that in 1881, when cholera was prevalent in the district, it was similarly mild in the above-mentioned four taluks."

Taluks.	Number of Deaths.	Ratio per Mille of Deaths to Population.
Tinnevelly	801	6·15
Tenkarai	1,868	6·59
Tenkási	321	2·28
Nánguneri	335	1·92
Ambásamudram	751	4·54
Otapidáram	112	·44
Srívilliputur	31	·18
Sankaranainárkoil	41	·65
Sátúr	188	1·24
Municipalities.		
Tinnevelly	202	10·98
Palamcottah	173	10·02
Tuticorin	13	·79

43. TRICHINOPOLY.—No change has occurred in the number of dispensaries opened. Cholera appeared in the end of October, as it usually does, when the disease is prevailing in Southern India. Small-pox was more prevalent than usual.

The Medical Officer, Surgeon-Major Nanney, reports as follows :—

"The chief features in the outbreak of cholera of 1882 and 1883 are its appearance about October and November, its increasing severity during the colder months, and its decline during the hot season. This was observed in all previous outbreaks.

"Its greater prevalence in wet than in dry taluks, and of those particularly along the banks of the Cauvery and the dry tracts of Ellupore and Manapárai to the extreme south, suffered least.

"Five dispensaries exist in the district. None were opened or closed during the period under review.

"Two of the five dispensaries afford accommodation to in as well as out patients, viz., those of Trichinopoly and Srírangam. Those of Musíri, in the taluk of the same name, Ariyalúr in Udayárpálaiyam taluk, and Erangalore in Trichinopoly taluk, provide treatment for out-patients only.

44. VIZAGAPATAM.—The public health in this district was fairly good during the year. Epidemic cholera did not prevail, and the mortality from fever and small-pox was not so great as is usual. The number of dispensaries is 15, and no changes have been made during the year.

C.—FINANCE.

The year opened with a reputed cash balance of Rs. 10,775-3-2. The Government contribution towards medical administration amounted to Rs. 2,88,644-1-6, from Local and Municipal Funds, Rs. 4,72,004-3-6, and from all other sources, Rs. 60,119-15-5, bringing up the total income to Rs. 8,31,543-7-7.

The expenditure may be summarised under the following heads, viz. :—

	RS.	A.	P.
Establishment	4,26,145	13	3
Bazaar medicines	19,970	7	9
European do.	97,447	5	11
Diet of patients	1,34,522	12	10
Miscellaneous charges	71,179	10	9
Buildings and repairs	55,085	12	8
Invested during the year	10,805	0	8
Total ...	8,15,156	15	10
Cash balance on 31st December 1883 ...	16,386	7	9

The following abstract shows the principal sources of income of the hospitals and dispensaries in 1883, as compared with three previous years :—

—	1880.			1881.			1882.			1883.		
	RS.	A.	P.	RS.	A.	P.	RS.	A.	P.	RS.	A.	P.
From Government	2,76,266	5	11	2,79,736	0	0	2,73,167	0	6	2,88,644	1	6
„ Municipal and Local Funds	4,52,437	0	7	4,62,254	10	7	4,89,672	3	8	4,72,004	3	6
„ Interest on capital	17,981	13	0	22,803	10	5	18,011	13	5	20,075	7	1
„ European donations and subscriptions.	13,239	15	10	15,633	13	9	12,381	4	3	11,538	15	2
„ Native donations and subscriptions.	14,978	8	5	12,725	0	2	17,828	5	4	11,277	4	2
Total ...	7,74,903	11	9	7,93,133	2	11	8,11,060	11	2	8,03,539	15	5

It will be seen that the contributions from Provincial Funds have increased by Rs. 15,477-1-0, while the charges borne by Local Funds and Municipalities have decreased by Rs. 17,668-0-2, as compared with the results of the preceding year. The explanation is to be found in the fact that Government has recognized its liability to bear a proportion of the salaries of the medical staff lent to local authorities on account of the employment of such Medical officers in attendance

on Government servants, and in conducting inquiries and making reports for Police and Judicial Courts. Before 1882 many of the local authorities had made no application for the Government contribution on this account, but during the past year most of them have sought permission to have a fourth of the salaries of the Medical subordinates contributed by Government—hence the increase in provincial charges on account of medical relief.

The subscriptions and donations of Europeans have slightly decreased. The total under this heading in the accompanying financial statement is entered as Rs. 24,588-4-5, but from this must be deducted hospital stoppages from the various presidency hopitals amounting to Rs. 9,748-2-7, and proceeds of sale of medicines to the sum of Rs. 3,301-2-8, aggregating Rs. 13,049-5-3, which deducted from the total of this column leaves Rs. 11,538-15-2 as *bonâ-fide* subscriptions from Europeans, as against Rs. 12,381-4-3 in the preceding year.

The subscriptions from natives show a large decrease as compared with 1882, which, however, seems to have been a year of exceptional liberality. It does not contrast unfavorably with previous years, and is about the normal range of contributions from native sources.

The column relating to "Cash balances," I believe, was in the past in a great measure delusive. I had reason to believe that some of the dispensaries, which had invested funds, entered the amount in the "Cash balance" column. The only entries which should be made in this column are uninvested funds and the unexpended sums of the Budget grants for the last three months of the official year; but I have reason to think that the method of preparing the balance sheet of the several dispensaries is still very generally misunderstood.

In the present year's statement, I have caused other than floating or uninvested sums to be eliminated from the column of cash balance. Treated on this principle, the cash balance on the first day of the year under report was Rs. 10,775-3-2 instead of Rs. 61,072-3-6; and the year closed with an unexpended balance of Rs. 16,386-7-9.

Excluding the hospitals maintained by Provincial Funds, the cost to local authorities during the year was Rs. 5,80,468-6-3, or about Rs. 12,000 more than last year. But when it is remembered that twelve new dispensaries have been established, with an increase of about 16,000 patients, and that more than 20,000 rupees were spent on buildings and repairs in excess of last year's expenditure, it will be seen that the cost of medical relief to local authorities has been less burdensome than in the past.

These results have only been attained by steady and continued supervision of the establishments for medical relief. When I succeeded to my present office, I found a great tendency to extravagance and waste, especially in the demands for supplies of European medicines and instruments, and the cost of the hospitals and dispensaries already established was beginning to check the extension of the system of medical relief undertaken by local bodies. I had to point out to Civil Surgeons and Local Boards that economy in administration would permit of large additions to the number of dispensaries without any corresponding burden on local funds.

Some of the results of this policy are shown in the following table:—

Years.	Number of Dispensaries.	Total Treated.	Total Cost to Local Bodies.			Cost of European and Bazaar Medicines.		
			RS.	A.	P.	RS.	A.	P.
1880	218	1,313,304	525,688	9	3	105,308	14	3
1881	255	1,449,592	566,521	11	10	104,040	13	1
1882	275	1,538,576	568,490	7	5	105,647	15	8
1883	287	1,696,809	580,468	6	3	91,605	8	4

D.—PRESIDENCY HOSPITALS.

The number of sick admitted in the hospitals of the Presidency town was 89,724. Of these 11,257 were in-patients and 78,467 out-patients. The numbers of both classes are in excess of those of the previous year.

The health of the Presidency town was not quite satisfactory. Small-pox showed a great tendency to increase towards the end of the year. A few cases of cholera occurred in some localities of the town, and fevers were prevalent.

The following table shows the number of in and out patients admitted into the various hospitals for the last ten years:—

—		1874-75.	1875-76.	1876-77.	1877.	1878.	1879.	1880.	1881.	1882.	1883.	Total.
General Hospital	In-patients...	3,373	3,464	4,442	6,184	4,098	3,712	3,754	3,286	3,248	3,082	38,643
	Out do. ...	12,010	12,768	15,870	18,573	24,429	24,380	23,686	24,623	23,645	27,124	207,108
Eye-Infirmary	In do. ...	388	379	498	580	621	524	508	545	578	606	5,227
	Out do. ...	2,591	2,543	2,784	3,020	2,796	2,972	3,155	3,071	3,524	3,745	30,201
Black Town Dispensary ...	In do. ...	...	...	...	...	...	...	...	...	...	...	...
	Out do. ...	9,608	9,993	9,420	10,619	13,996	11,800	10,104	11,492	10,248	11,476	108,756
Triplicane Dispensary ...	In do. ...	893	876	797	938	1,048	1,001	905	901	910	864	9,133
	Out do. ...	20,390	17,601	16,707	15,597	18,774	17,829	18,767	17,408	17,013	14,696	174,782
Native Infirmary	In do. ...	1,971	2,100	3,365	5,524	3,170	2,318	1,560	1,572	2,295	2,776	26,660
	Out do. ...	...	...	...	...	...	...	...	...	...	...	...
Lying-in Hospital	In do. ...	1,217	1,365	1,501	1,539	1,519	1,620	1,561	1,833	1,746	1,933	15,334
	Out do. ...	...	...	...	...	...	...	...	...	...	...	...
Do. Dispensary attached to.	In do. ...	263	226	342	405	432	410	427	320	...	...	2,825
	Out do. ...	9,622	9,889	10,698	11,938	14,847	20,435	21,574	21,078	20,628	21,426	162,135
Hospital for Women and Children.	In do. ...	931	1,021	1,561	3,273	1,695	1,253	998	1,050	1,313	1,996	15,091
	Out do. ...	9,098	8,207	8,361	9,928	13,051	10,272	9,403	3,135	...	...	71,455
Ramasawmy's Lying-in Hospital.	In do. ...	...	...	...	...	...	...	...	470	*	*	470
	Out do. ...	...	...	...	...	...	...	...	...	...	...	...
Total ...	In do. ...	9,036	9,431	12,506	18,443	12,583	10,838	9,722	9,477	10,090	11,257	113,383
	Out do. ...	63,319	61,001	63,840	69,675	87,893	87,688	86,689	80,807	75,058	78,467	754,437

Besides the institutions supported by Government and the municipality, there is a large mission dispensary in Black Town which receives medicines from Government stores. Including this institution, the numbers treated were 104,835, and the returns for each hospital are shown below:—

Institutions.	Treated in 1881.	Treated in 1882.	Treated in 1883.	Increase over 1882.	Decrease over 1882.
Black Town Dispensary...	11,492	10,248	11,476	1,228	...
Medical Mission do.	19,010	16,413	14,770	...	1,643
General Hospital	27,909	26,893	30,206	3,313	...
Triplicane Dispensary.	18,309	17,923	15,560	...	2,363
Women and Children's Hospital ...	4,185	1,313	1,996	683	...
Eye Infirmary	3,616	4,102	4,351	249	...
Leper Hospital	302	280	341	61	...
Native Infirmary	1,572	2,295	2,776	481	...
Lying-in Hospital	1,333	1,746	1,933	187	...
Do. Dispensary attached to.	21,398	20,628	21,426	798	...
Ramasawmy's Lying-in Hospital ...	470	*	*	...	...
Total ...	109,596	101,841	104,835	2,994	...

The net cost of the presidency hospitals supported by Provincial Funds was Rs. 2,24,940, after deducting Rs. 9,748 for hospital stoppages credited to Government. This sum includes the salaries of the Medical Officers engaged in medical education, and whose consolidated salaries are charged against the hospitals with which they are connected, with the exception of Rs. 450 and Rs. 200 per mensem respectively on account of the Principal and Professors of the Medical College, which is debited to Medical College and schools agreeably to G.O., No. 271, of 14th February 1881, Financial. The increase during the year was Rs. 11,389, and was

* Included in Native Infirmary.

partly due to increase in salaries by Medical Officers attaining increased rank, a partly to an increase in the number of patients to be dieted and provided for.

The following table shows that there was an increase of expenditure in all t provincial hospitals :—

—	1882.			1883.			Increase.	Decrea
	Expenditure.	Hospital Stoppages.	Net Cost.	Expenditure.	Hospital Stoppages.	Net Cost.		
	RS. A. P.	RS. A. P.	RS. A. P.	RS. A. P.	RS. A. P.	RS. A. P.	RS. A. P.	RS. A.
Eye Infirmary	24,522 1 5	605 8 0	23,916 9 5	27,179 11 10	688 5 0	26,491 6 10	2,574 13 5	...
General Hospital	1,32,028 6 2	7,018 12 6	1,25,009 9 8	1,36,164 3 8	6,806 14 7	1,29,357 5 1	4,347 11 5	...
Leper Hospital	18,158 0 0	...	18,158 0 0	19,535 12 0	...	19,535 12 0	1,377 12 0	...
Lying-in Hospital & Egmore Dispensary ...	30,329 15 7	448 15 0	29,881 0 7	32,556 3 8	798 1 0	31,758 2 8	1,877 2 1	...
Women and Children's Hospital	17,813 7 3	1,227 8 6	16,585 14 9	19,252 10 5	1,454 14 0	17,797 12 5	1,211 13 8	..
Total ...	2,22,851 14 6	9,300 12 0	2,13,551 2 5	2,34,688 9 7	9,748 2 7	2,24,940 7 0	11,389 4 7	...

The Native Infirmary is maintained at the cost of the Monegar Choult Charity, and the Triplicane Dispensary at the charge of the Municipality. The cc of the latter institution was Rs. 7,770, as will be seen from the table below :—

Institutions.	Expenditure in 1882.	Expenditure in 1883.	Increase.	Decrease.
	RS. A. P.	RS. A. P.	RS. A. P.	RS. A. P.
Triplicane Dispensary	6,399 4 4	7,770 11 5	1,371 7 1	...
Native Infirmary and Black Town Dispensary	19,632 11 5	13,074 7 11	...	6,558 3 6
Ramasawmy's Lying-in Hospital .	Cost included in Native Infirmary.			
Total ...	26,031 15 9	20,845 3 4	...	5,186 12 5

The several hospitals at the presidency have been managed to my satisfacti by the several Medical Officers in charge.

Detailed reports of the General Hospital and Lying-in Hospital are given the appendix to this report.

I have the honor to be,
Sir,
Your most obedient servant,

W. R. CORNISH, F.R.C.S., C.I.E.,
Surgeon-General with the Govt. of Madras.

(12)

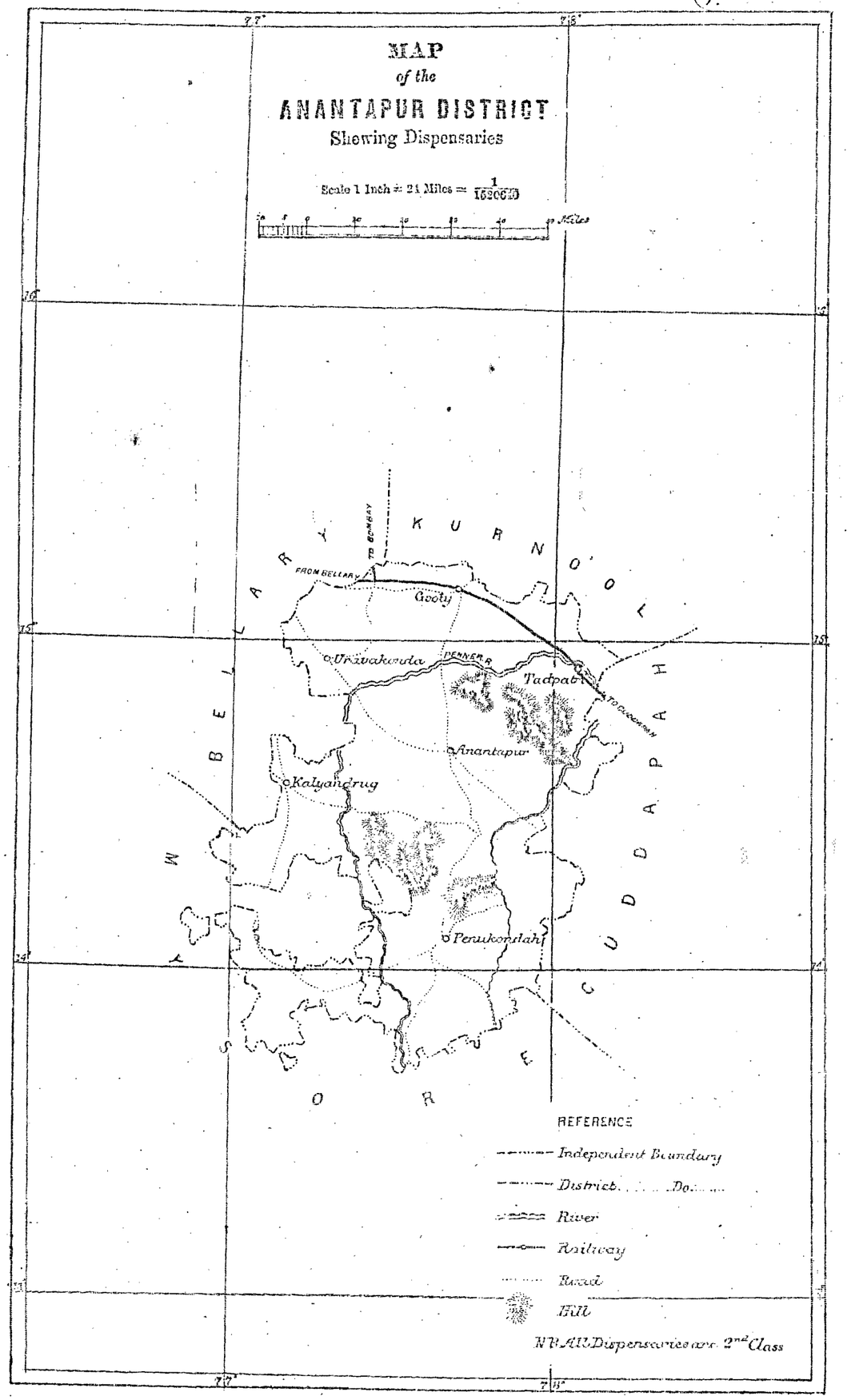

Lithographed in Central Survey Office, Madras, October

13

APPENDIX.

ANANTAPUR DISTRICT.

ANANTAPUR.

Extracts from the Annual Medical Report by Civil Apothecary E. A. Holmes.

Dispensary Buildings.—The building is in a bad state of repair. No dead-house has yet been erected.

Most Common Diseases.—Rheumatic and syphilitic affections, ophthalmia, ear and skin diseases, and ulcers.

Epidemics.—Cholera accompanied the followers of the P Battery Royal Artillery *en route* from Secunderabad to the Bangalore Camp of Exercise on the 13th December 1883. Eight of the number were attacked, out of which three proved fatal. These cases were not allowed to pass through the town. No cases occurred in the town.

Inspection.—Inspected once by the Assistant Surgeon.

Attendance of Patients.—52 in and 3,979 out patients were treated, showing a decrease of 6 of the former and 564 of the latter class.

GOOTY.

Extracts from the Annual Medical Report by Second-class Apothecary S. E. Caerapiet.

Dispensary Buildings.—In good condition.

Most Common Diseases.—Malarious fevers, rheumatic and syphilitic affections, ophthalmia, ulcers, and injuries.

Inspection.—Inspected twice by the District Surgeon.

Attendance of Patients.—62 in and 2,522 out patients were treated against 80 in and 2,644 out patients in the previous year.

CULLIANDRÚG.

Extracts from the Annual Medical Report by Third-class Hospital Assistant V. Ponnusawmy Rajoo, No. 208.

Dispensary Buildings.—A ward for female in-patients is much needed.

Most Common Diseases.—Fevers, rheumatic and syphilitic affections, ophthalmia, ulcers, and skin diseases.

Attendance of Patients.—71 in and 3,101 out patients were treated, or an increase of 1,052 compared with the year preceding.

PENUKONDA.

Extracts from the Annual Medical Report by First-class Hospital Assistant N. Parthasarathy Moodelly, No. 56.

Dispensary Buildings.—The floor needs repair.

Most Common Diseases.—Ophthalmia, malarious fevers, rheumatic affections, and skin diseases.

Epidemics—Small-pox was prevalent from June to the end of October.

Inspection.—Inspected by the Assistant Surgeon, Bellary, on the 24th November.

Attendance of Patients.—81 in and 3,226 out patients were treated, against 72 in and 3,104 out patients in 1882.

TADPATRI.

Extracts from the Annual Medical Report by First-class Hospital Assistant S. NARAINSAWMY NAIDU, No. 67.

Dispensary Buildings.—The roof leaks and the dead-house needs repair.

Most Common Diseases.—Ague, rheumatism, syphilis, ophthalmia, diarrhœa, skin disease

Inspection.—Inspected twice during the year by the District Surgeon.

Attendance of Patients.—62 in and 8,335 out patients were afforded relief against 90 in an 8,608 out patients in the previous year.

URAVAKONDA.

Extracts from the Annual Medical Report by Second-class Hospital Assistant M. VENCATACHELLUM, No. 1028.

Dispensary Buildings.—Located in a rented house. An almirah is needed.

Most Common Diseases.—Fevers, rheumatic and syphilitic affections, ophthalmia, an inflammation of the external ear.

Attendance of Patients.—Since the opening of the dispensary on the 21st August, 78 out-patients have been afforded relief.

ARCOT, NORTH.

ÁRNI.

Extracts from the Annual Medical Report by Civil Hospital Assistant A. VENCATASULU, No. 272.

Dispensary Buildings.—Repairs needed.

Most Common Diseases.—Ague, rheumatism, ear-ache, dyspepsia, and ophthalmia.

Epidemics.—Cholera was first brought down by a bandy man, who returned from Arcot.

Inspection.—Inspected twice by the Civil Surgeon, Velloro.

Attendance of Patients.—8,218 out-patients were treated.

CHITTOOR.

Extracts from the Annual Medical Report by Surgeon-Major J. J. L. RATTON, M.D.

Dispensary Buildings.—In very good order.

Most Common Diseases.—Malarious fevers, ulcers, skin diseases, and rheumatic affections.

Epidemics.—A severe cholera epidemic occurred in the station at the close of the year. It was imported from Nellore.

Attendance of Patients.—410 in and 11,214 out patients were afforded relief, against 485 in and 12,290 out door patients in 1882.

GUDIYÁTAM.

Extracts from the Annual Medical Report by Third-class Hospital Assistant M. VENKATAPATI NAIDU, No. 317.

Dispensary Buildings.—Located in a room belonging to the taluk cutcherry.

Most Common Diseases—Cholera, skin diseases, injuries, ulcers, and inflammation of the external ear.

Epidemics.—Cholera commenced in the early part of November and lasted until the end of the year; 208 cases came under treatment.

Attendance of Patients.—Dispensary opened in September, since which time 1,001 out-patients have been treated.

14

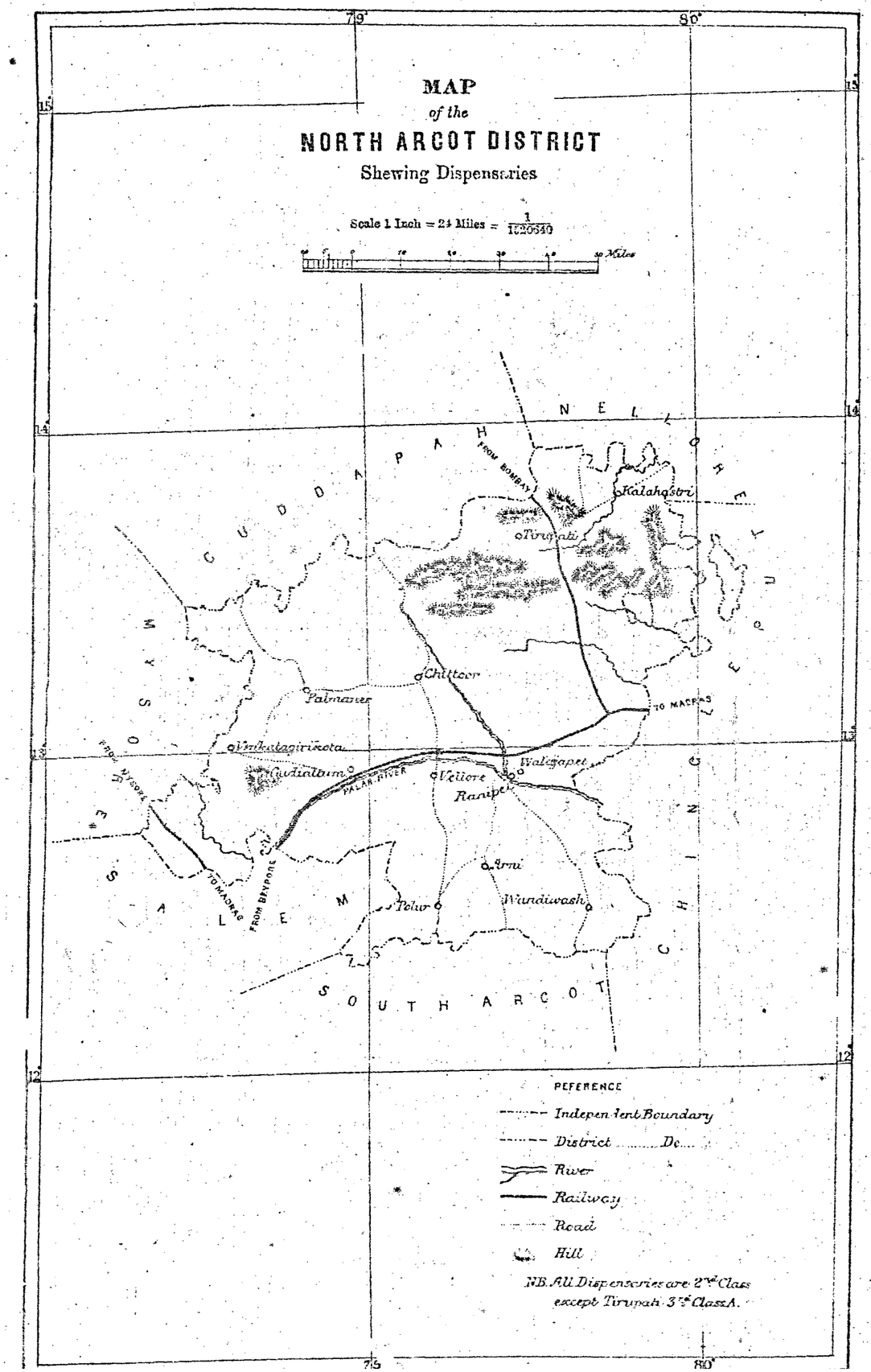

15

KÁLAHASTI.

Extracts from the Annual Medical Report by Second-class Hospital Asssistant S. Y. NARAINSAWMY NAIDU, No. 141.

Dispensary Buildings.—In good repair.

Most Common Diseases.—Syphilis, rheumatism, ulcers, skin diseases.

Epidemics.—Cholera was brought into the town by cartmen from Nellore.

Inspection.—Inspected once by the District Surgeon.

Attendance of Patients.—Since opening of the dispensary on the 15th September 597 out cases have been treated.

PALMANÉR.

Extracts from the Annual Medical Report by First-class Assistant Apothecary M. DEVANEOO.

Dispensary Buildings.—Located in a rented building. A new dispensary will shortly be completed.

Most Common Diseases.—Rheumatic, syphilitic, and respiratory affections and ophthalmia.

Inspection.—Inspected by the District Surgeon.

Attendance of Patients.—240 in and 4,173 out patients were treated, being 16 in and 656 out patients in excess of those treated in 1882.

PÓLÚR.

Extracts from the Annual Medical Report by Civil Hospital Assistant A. DORAISAWMY PILLAY, No. 367.

Dispensary Buildings.—Building is suitable for the institution at present.

Most Common Diseases.—Fevers, rheumatism, ophthalmia, ulcers, boils, and skin diseases.

Inspection.—Inspected once by the District Surgeon.

Attendance of Patients.—3,940 out-patients were treated.

RANIPET.

Extracts from the Annual Medical Report by First-class Apothecary J. CHADWICK.

Dispensary Buildings.—The building leaks in places. Iron cots are needed.

Most Common Diseases.—Ulcers, rheumatic affections, abscesses, boils and whitlows, inflammation of the external ear, and injuries.

Epidemics.—Cholera made its appearance in November in the town. It was very prevalent in the taluk.

Inspection.—Inspected twice by the District Surgeon.

Attendance of Patients.—405 in-patients and 9,408 out-patients were treated, against 494 and 10,245 in and out, respectively, in the previous year.

TIRUPATI.

Extracts from the Annual Medical Report by First-class Hospital Assistant P. RAMASAWMY NAYAKAR, No. 57.

Dispensary Buildings.—Present building unsuitable; a new one is in course of erection.

Most Common Diseases.—Malarious fever, syphilitic affections, neuralgia, bronchial and other chest affections, dysentery.

Epidemics.—Cholera broke out in the town and its suburbs on 4th October. It was brought into the town by a bhyragi pilgrim on his way from Kálahasti.

Inspection.—The District Surgeon visited the dispensary twice during the year.

Attendance of Patients.—5,864 out-patients were treated, showing an increase of 983 when compared with the previous year.

VELLORE.

Extracts from the Annual Medical Report by Surgeon J. LANCASTER.

Dispensary Buildings.—In fair order. The operating table is old and ricketty and should be replaced by one of a more convenient pattern.

Most Common Diseases.—Ulcer, ague, rheumatism, skin diseases, and ophthalmia.

Epidemics.—Cholera appeared in Vellore in the early part of October. There is a history of importation from Kamptee and Chittoor. 505 cases were reported within municipal limits, out of these 202 died up to the 31st October.

In August and September an outbreak of a fever, very similar to dengue, occurred in the station. There were 10 cases among the European residents; it was not of a severe type and recovery was rapid. Small-pox was also prevalent during the year: 85 deaths were reported within municipal limits.

Attendance of Patients.—458 intern and 17,668 extern patients were relieved, against 529 in and 17,861 out door patients in 1882.

General Remarks.—The lying-in hospital was fairly successful: 68 cases were confined in it and 7 outside; 14 of these cases required operation.

The branch dispensary was closed owing to the municipality retrenching expenditure, but was re-opened at my strong recommendation on the 3rd December. This institution, situated as it is in the heart of the town, is very popular.

VENKATAGIRIKOTA.

Extracts from the Annual Medical Report by First-class Hospital Assistant HOOSMAN KHAN, No. 774.

Dispensary Buildings.—In fair order.

Most Common Diseases.—Ague, rheumatic and syphilitic affections, and respiratory diseases.

Inspection.—Inspected once by the District Surgeon.

Attendance of Patients.—The attendance of patients was 2,303 against 2,187 of the previous year.

WÁLAJÁPET.

Extracts from the Annual Medical Report by Third-class Hospital Assistant A. VEERASAWMY NAIDU.

Dispensary Buildings.—In good state of repair.

Most Common Diseases.—Constipation, inflammation of the external ear, boils, itch, fevers, rheumatism.

Epidemics.—Small-pox occurred in the town during the months of June, July, and August. Cholera also prevailed during the last quarter of the year; only a few cases proved fatal. The disease did not spread and was brought into the town by pilgrims passing through from Tirupati.

Inspection.—Inspected twice by the District Surgeon.

Attendance of Patients.—5,340 out-patients, against 5,912 of the year before, came under treatment.

WANDIWASH.

Extracts from the Annual Medical Report by Third-class Hospital Assistant MUHAMMAD AÁZÁM, No. 206.

Dispensary Buildings.—Repairs are needed and the dead-house should be further removed from the dispensary.

Most Common Diseases.—Ophthalmia, skin diseases, ulcers, boils, and injuries.

Epidemics.—46 cases of cholera occurred in the neighbouring villages. The disease is now abating.

Inspection.—Inspected twice by the Civil Surgeon, Vellore.

Attendance of Patients.—3,944 out-patients were treated during the year.

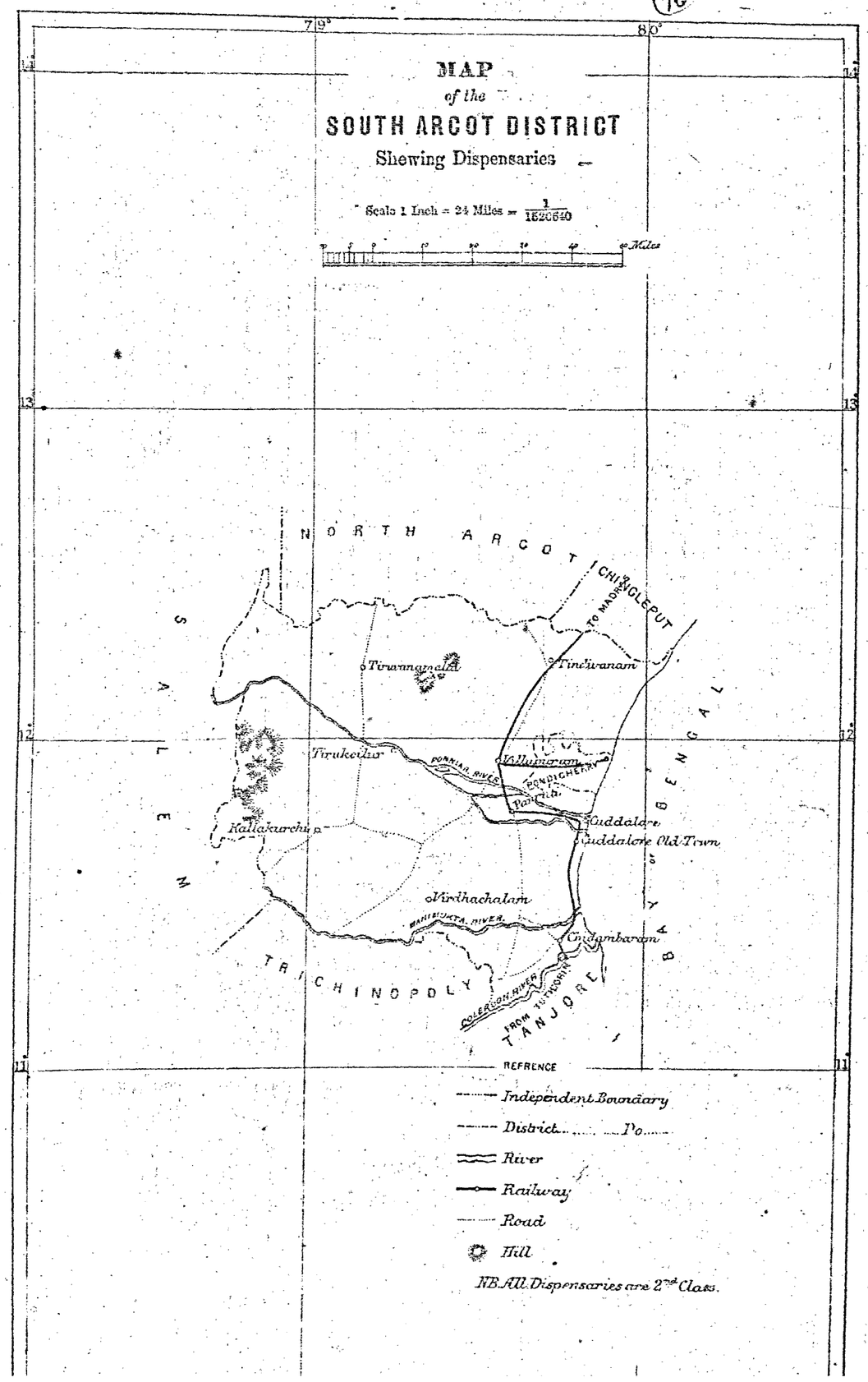

ARCOT, SOUTH.

CHIDAMBARAM.

Extracts from the Annual Medical Report by Civil Apothecary G. A. W. VELLOMS.

Dispensary Buildings.—The dispensary is located in the new building erected for the purpose; it answers well. The want of a compound wall is much felt.

Most Common Diseases.—Ophthalmia, ulcer, skin diseases, abscess, inflammation of the external ear.

Epidemics.—Epidemic cholera prevailed during the months of March and April, July, and October. The total attacked in these three epidemics was 368, of which 179 proved fatal.

Inspection.—Inspected by the District Surgeon on the 18th April.

Attendance of Patients.—157 in and 8,788 out patients were treated, against 172 in and 7,344 out patients in the year preceding.

NEW TOWN, CUDDALORE.

Extracts from the Annual Medical Report by Surgeon-Major C. ROBERTSON, M.D.

Dispensary Buildings.—In fairly good order; some repairs to the roof of the main building are required.

Most Common Diseases.—Injuries, rheumatic affections, cholera, ulcers, skin diseases, ophthalmia, and fevers.

Epidemics.—Cholera may be said to have prevailed in Cuddalore throughout the entire year. It assumed an epidemic form in January and so continued through February, March, and April, subsiding much towards the end of that month. In July sporadic cases were not infrequent, and continued so through August and succeeding months up to December, when it again broke out in an epidemic form. The total number of attacks was 400 and the deaths 226. In many of these cases treatment was either refused or the disease concealed till after death.

Inspection.—The Honourable the Surgeon-General with the Government of Madras inspected the station and hospitals on the 4th December.

Attendance.—There has been a considerable increase in the number of out-patients who attended during the last as compared with the previous year, the difference beicg 423. Among in-patients there has also been a slight increase of 30.

General Remarks.—The lying-in ward continues to show a slight but progressive improvement in the number of patients treated, the numbers for the past year being 62 in-patients and 38 out-patients as against 55 and 39 in 1882.

OLD TOWN, CUDDALORE.

Extracts from the Annual Medical Report by Surgeon-Major C. ROBERTSON, M.D.

Dispensary Buildings.—In good order.

Most Common Diseases.—Abscess, ophthalmia, fevers, syphilitic and rheumatic affections.

Epidemics.—Cholera has been more or less prevalent during the whole year. Frequently after the disease had subsided in the town, cholera-stricken patients arrived by rail, and on some of those occasions the disease burst out anew.

Inspection.—Inspected by the Honourable the Surgeon-General with the Government of Madras on the 5th December.

Attendance of Patients.—As regards the attendance of out-patients there has been a large falling off during the past year. About the same number of in-patients were admitted.

KALLAKURCHI.

Extracts from the Annual Medical Report by Civil Apothecary C. F. PETER SEBASTIAN.

Dispensary Buildings.—In good order.

Most Common Diseases.—Ophthalmia, ulcer, itch, and other skin diseases.

Inspection.—Inspected in April by the District Surgeon.

Attendance of Patients.—98 in and 4,865 out patients were treated, compared with 108 in and 5,178 out door in 1882.

General Remarks.—The midwife attached to this hospital during the last six months has conducted twelve cases.

PANRUTI.

Extracts from the Annual Medical Report by Civil Apothecary D. JOHN PILLAY.

Dispensary Buildings.—In good order.

Most Common Diseases.—Ulcers, boils, and other skin diseases, ophthalmia, inflammation of the external ear, and injuries.

Epidemics.—Cholera first broke out in the vicinity and was brought into the town by importation. Number of cases treated during the year was 48, of these 20 proved fatal.

Inspection.—Inspected by the District Surgeon on the 16th April.

Attendance.—The total number of out-patients for 1882 was 6,080 and for 1883 5,732.

TINDIVANAM.

Extracts from the Annual Medical Report by Civil Apothecary S. C. STERLING.

Dispensary Buildings.—In good repair.

Most Common Diseases.—Skin diseases, ophthalmia, inflammation of the external ear, ague, and rheumatism.

Epidemics.—In the month of October a mild epidemic of cholera appeared in the town and lasted till the middle of December. During this period, about 44 were attacked with about 13 deaths. Its origin seems connected with importation by a band of pilgrims travelling home to Tanjore from Tirupati. They arrived here on the 17th October. There was, however, a case of apparent cholera in the town on the 13th October. The pilgrims arrived with cholera, 17 being admitted into hospital where 14 succumbed. After this, the disease became prevalent in the town. Besides the above there were five other admissions for cholera, one being a pilgrim and four travellers.

Inspections.—Inspected by the District Surgeon on 20th April.

Attendance.—119 in and 6,053 out door patients were treated, against 122 and 6,993 in the previous year.

TIRUKOILÚR.

Extracts from the Annual Medical Report by Civil Apothecary S. CHANDRASAKARA MOODELLIAR.

Dispensary Buildings.—In good order, with the exception of the floor.

Most Common Diseases.—Venereal diseases, ulcers, accidents, fevers, and rheumatic affections.

Epidemics.—Cholera broke out in the station on the 22nd October and is still prevailing. Out of 190 cases, 82 have proved fatal. Cholera and small-pox have worked their ravages in almost every village of this taluk.

Inspection.—Inspected by the District Surgeon on the 12th April.

Attendance of Patients.—The number of patients, both in and out, that were treated during the year is 6,102, while that of the preceding year was 5,914.

General Remarks.—The midwife attached to this institution has attended upon 6 intern and 21 extern parturition cases.

TIRUVANNÁMALAI.

Extracts from the Annual Medical Report by Second-class Hospital Assistant T. M. BALASOONDRUM PILLAY, No. 165.

Dispensary Buildings.—In good repair.

Most Common Diseases.—Malarious fevers, cholera, rheumatism, conjunctivitis, inflammation of the external meatus, respiratory diseases, and dysentery.

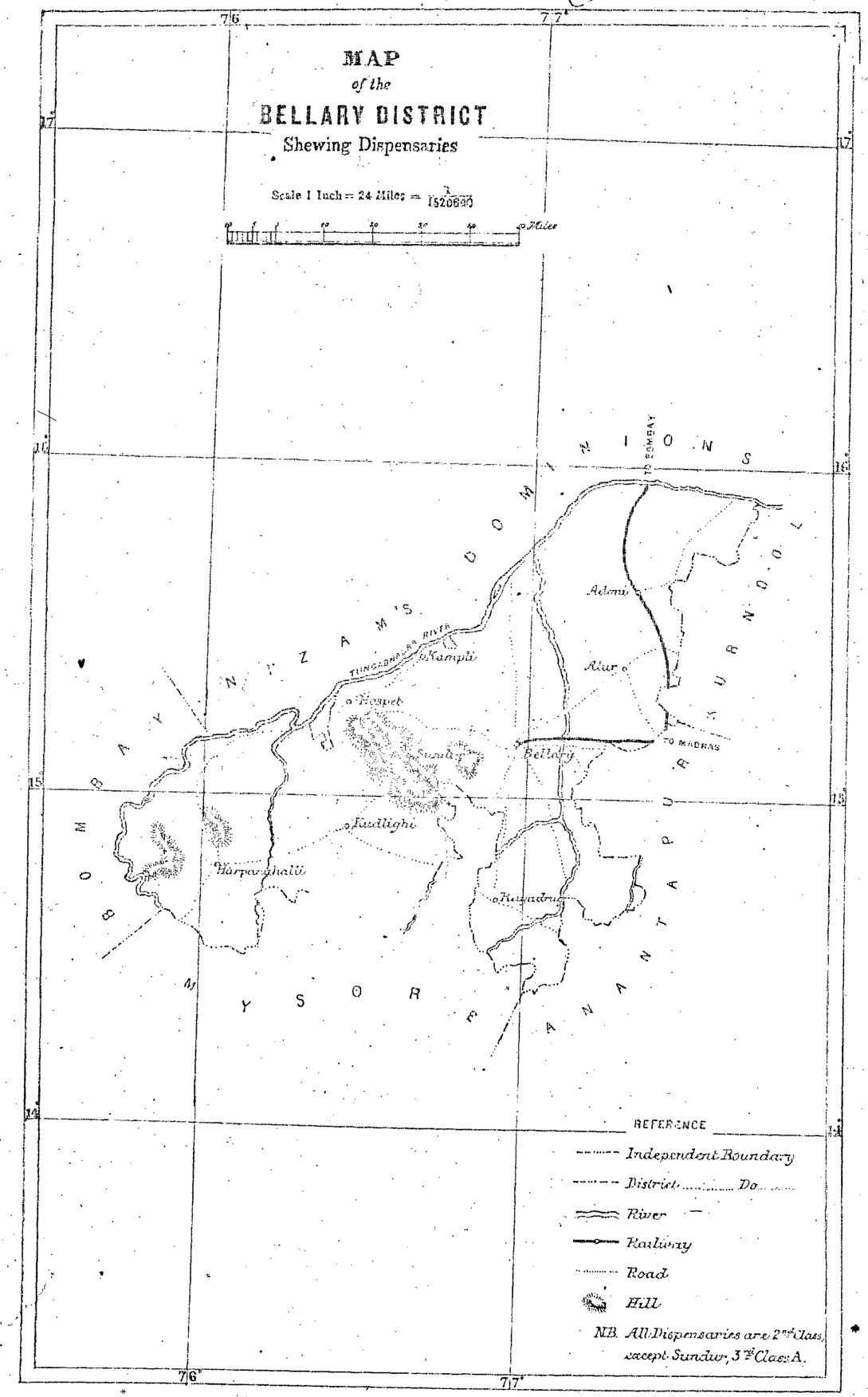

Epidemics.—Cholera prevailed twice during the year in the town and its vicinity, firstly in March and April among the residents, and secondly in December among the pilgrims that resorted to the place for the Karthigai festival.

Inspection.—Inspected by the District Surgeon on the 10th April.

Attendance of Patients.—66 fewer out-patients were treated during the year, but the number of in-patients has increased.

VILLUPURAM.

Extracts from the Annual Medical Report by Civil Apothecary S. MUTHUSAWMY.

Dispensary Buildings.—In good condition. New contagious sheds have been erected.

Most Common Diseases.—Ophthalmia, ulcer, syphilitic affections, anæmia, and injuries.

Epidemics.—During the first fortnight of August there were 6 cases of cholera in this town, with three deaths.

Inspection.—Inspected by the District Surgeon on the 17th April.

Attendance.—75 intern and 5,177 out-door patients were treated, compared with 97 and 4,552 in and out, respectively, in the year previous.

General Remarks.—The midwife attached to the dispensary attended on 19 (1 in and 18 out) cases of labour.

VRIDDHÁCHALAM.

Extracts from the Annual Medical Report by Civil Apothecary R. FRANKLIN.

Dispensary Buildings.—The roof is under repair.

Most Common Diseases.—Ophthalmia, ulcer, malarious fevers, abscess and boil, and inflammation of the external ear.

Epidemics.—Cholera prevailed greatly in the taluk, and there were three distinct outbreaks in the station during the year. The first from the 26th January till the 15th March. The second from the 17th June till the 31st August. The date of the beginning of the third outbreak has been set down as the 4th December, and still continues.

Inspection.—Inspected by the District Surgeon during the year.

Attendance of Patients.—There was an increase of 6 in the number of in-door and decrease of 392 out-door patients treated as compared with 1882.

General Remarks.—The midwife attended 8 cases of labour at their own houses; 2 ended fatally. In 1882 she attended 22 cases, and the only reason I can assign for the great decrease is that her services are required only in difficult cases. The labours in the station during the year were not generally of such nature as to necessitate her being called.

BELLARY DISTRICT.

ÁDÓNI.

Extracts from the Annual Medical Report by Second-class Hospital Assistant T. KUNNIAH, No. 132.

Dispensary Buildings.—In excellent order.

Most Common Diseases.—Ague, cholera, rheumatism, sore-eye, inflammation of the external ear.

Epidemics.—Cholera broke out in the town in October and prevailed until December 6th. The total number of seizures was 152, of which 35 proved fatal.

Inspection.—Inspected twice by the District Surgeon.

Attendance of Patients.—56 in and 14,721 out patients were treated, against 66 in and 15,289 out door patients in the year previous.

ÁLÚR.

Extracts from the Annual Medical Report by Civil Apothecary A. GALLYOT.

Dispensary Buildings.—In good order.

Most Common Diseases.—Malarious fevers, conjunctivitis, ulcer, rheumatism, injuries.

Attendance of Patients.—60 in and 2,589 out patients were treated, compared with 40 in and 3,112 out patients in 1882.

BELLARY.

Extracts from the Annual Medical Report by Surgeon-Major H. G. ARCHDALL.

Dispensary Buildings.—A spacious building has lately been given as a hospital by Mr. Sabapathy Moodelliar, which will soon be occupied and the old condemned building evacuated.

Most Common Diseases.—Malarious fevers, cholera, ophthalmia, ulcer, skin diseases, and injuries.

Epidemics.—Cholera broke out in a sporadic form in Cowle Bazaar in the early part of January, November, and December; the total number of admissions was 22 with 10 deaths. Cases of cholera occurred in several of the taluks of the Bellary District.

Attendance of Patients.—453 in and 6,108 out patients have been treated, compared with 518 in and 6,093 out patients in 1882.

General Remarks.—A European diplomaed midwife from the Lying-in Hospital, Madras, joined the dispensary in the month of September last, and I find that her services are more appreciated than the native midwife, who resigned in the month of May. The present midwife since joining has conducted 13 out-cases of labour.

HARPANAHALLI.

Extracts from the Annual Medical Report by First-class Hospital Assistant J. RAMASAWMY NAIDU, No. 41.

Dispensary Buildings.—The roof leaks badly. An almirah is wanted.

Most Common Diseases.—Fevers, rheumatism, ophthalmia, diarrhœa, ulcer, skin diseases.

Attendance of Patients.—21 in and 3,452 out patients were treated.

HOSPET.

Extracts from the Annual Medical Report by Civil Apothecary E. STOCKING.

Dispensary Buildings.—In fair order.

Most Common Diseases.—Malarious fevers, ophthalmia, skin diseases, ulcers, and dysentery.

Inspection.—Inspected once by the District Surgeon.

Attendance of Patients.—81 in and 6,827 out patients were afforded relief compared with 107 and 4,723 in and out, respectively, in 1882.

KÚDLIGI.

Extracts from the Annual Medical Report by Civil Apothecary D. C. DEROZARIO.

Dispensary Buildings.—The dispensary is located in what was a school-house. It leaks in places; a dead-house is wanted.

Most Common Diseases.—Ague, skin diseases, ophthalmia, and syphilitic affections.

Attendance of Patients.—676 out-patients have been treated.

KAMPLI.

Extracts from the Annual Medical Report by Civil Apothecary M. GOVINDARAJULU.

Dispensary Buildings.—Dispensary located in a rented building, which is said to be out of repair and unsuited to the purpose.

20

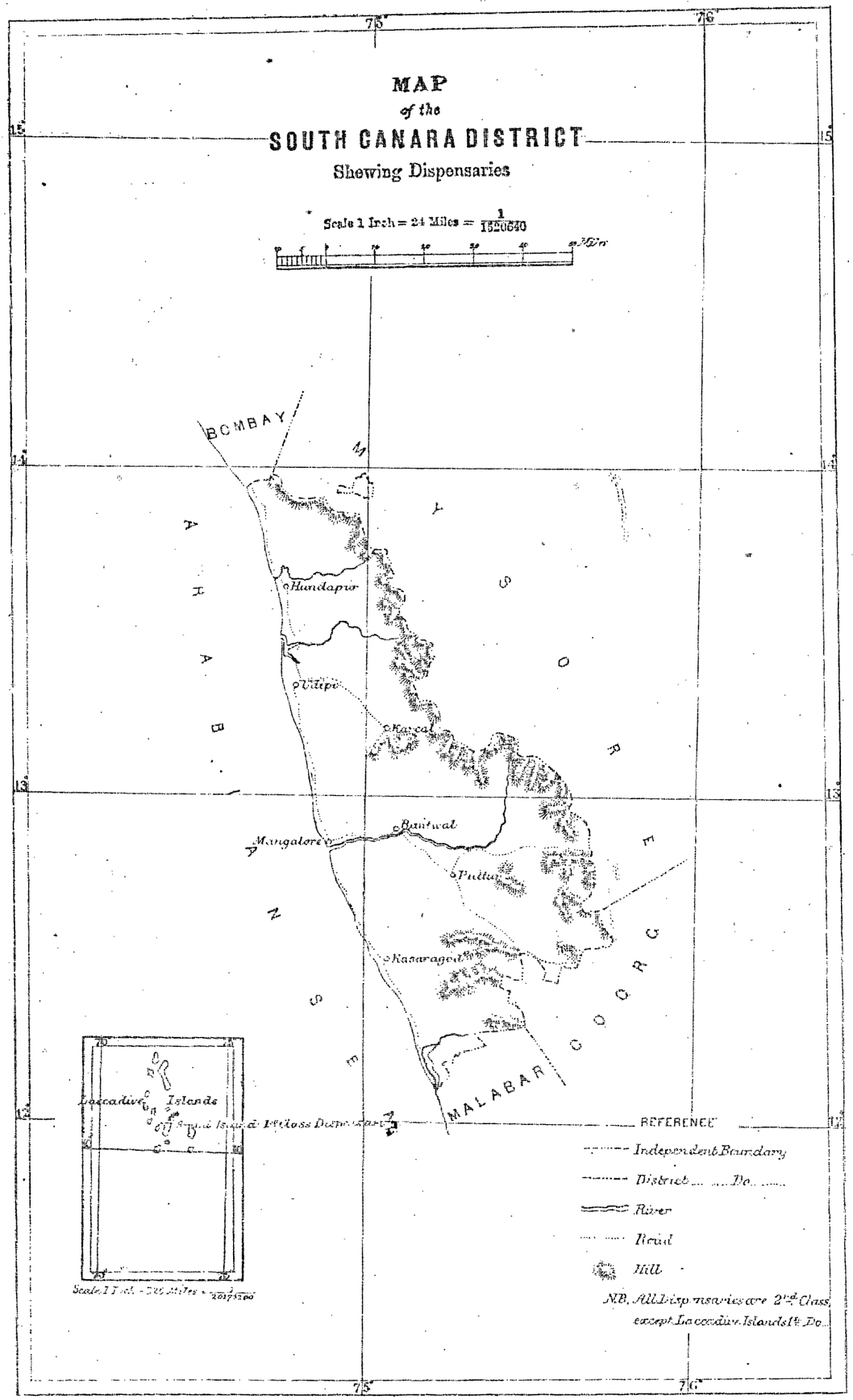

Lithographed in Central Survey Office Madras, October 1884

21

Most Common Diseases.—Ague, skin diseases, and ulcers.

Attendance of Patients.—Since the opening of the dispensary on the 1st September 814 out-patients have been treated.

RÁYADRUG.

Extracts from the Annual Medical Report by Civil Apothecary H. D'Rozario.

Dispensary Buildings.—The roof needs repair and the building leaks very badly.

Most Common Diseases.—Ulcers, itch, and other skin diseases, sore-eyes, and rheumatism.

Attendance of Patients.—Only opened in September 1883, since which time 981 out-patients have been afforded relief.

SANDÚR.

Extracts from the Annual Medical Report by Third-class Hospital Assistant T. M. Lukshmipathi Naidu, No. 229.

Dispensary Buildings.—In good order.

Most Common Diseases.—Skin diseases, ophthalmia, febrile affections, ulcer.

Inspection.—Inspected by District Surgeon on the 19th December.

Attendance of Patients.—1,957, against 2,225 out-patients of the previous year, were treated.

CANARA, SOUTH.

BANTVÁL.

Extracts from the Annual Medical Report by Civil Apothecary C. F. Francis.

Dispensary Buildings.—A latrine is in process of construction. A bath-room and dead-house required. Buildings in good order.

Most Common Diseases.—Malarious fevers, rheumatic affections, skin diseases, and inflammation of the external ear.

Inspection.—Inspected twice during the year by the District Surgeon.

Attendance of Patients.—112 in and 2,331 out door patients were treated, against 81 in and 1,995 out patients in the former year.

KUNDAPUR.

Extracts from the Annual Medical Report by Civil Apothecary G. Gascoyne.

Dispensary Buildings.—In very good order.

Most Common Diseases.—Malarious fevers, worms, syphilitic and rheumatic affections, skin diseases, and ulcers.

Inspection.—Inspected twice by the District Surgeon.

Attendance of Patients.—49 in and 4,734 out door patients were treated, compared with 33 in and 3,178 out patients in 1882.

KARKUL.

Extracts from the Annual Medical Report by Hospital Assistant K. Govinden Nair.

Dispensary Buildings.—In a good state of repair.

Most Common Diseases.—Malarious fevers, rheumatic, syphilitic, respiratory, and skin affections.

Epidemics.—Small-pox was prevalent in the surrounding villages.

Inspection.—Inspected twice by the District Surgeon.

Attendance of Patients.—40 in and 990 out patients were treated, against 64 in and 1,201 out patients in the previous year.

KÁSARAGÓD.

Extracts from the Annual Medical Report by Civil Apothecary THOMAS KORAH.

Dispensary Buildings.—In good state of repair.

Most Common Diseases.—Malarious fevers, worms, skin affections, and injuries.

Epidemics.—Small-pox was epidemic at the beginning of the year.

Inspection.—Inspected twice by the District Surgeon.

Attendance of Patients.—25 in and 3,759 out patients were treated, compared with 96 in and 3,017 out door patients in the year preceding.

LACCADIVE ISLAND.

Extracts from the Annual Medical Report by Second-class Hospital Assistant SYED ABDOOL RAHAMAN, No. 1029.

Dispensary Buildings.—The building was repaired during the year.

Most Common Diseases.—Worms, ulcers, rheumatic affections, and malarious fevers.

Epidemics.—Measles was prevalent for a short time.

Attendance of Patients.—201 out-patients were afforded relief.

MANGALORE.

Extracts from the Annual Medical Report by Surgeon W. A. LEE.

Dispensary Buildings.—In good state of repair.

Most Common Diseases.—Fevers, rheumatic, syphilitic, and respiratory affections, dysentery, worms, and ulcers.

Epidemics.—Small-pox was epidemic during the first half of the year.

Attendance of Patients.—509 in and 8,045 out patients were afforded relief, against 187 in and 6,227 out patients in 1882.

PUTHUR.

Extracts from the Annual Medical Report by Civil Apothecary F. X. REGO.

Dispensary Buildings.—On the removal of the hospital from Uppinangadi to this place a shop was engaged for the dispensary for nearly three months, till the present building, the old place-of-arms of the regiment, was put in order. The present building and the out-houses are in good condition.

Most Common Diseases.—Ague, rheumatism, general dropsy, and worms.

Inspection.—Inspected by the District Surgeon twice during the year.

Attendance of Patients.—21 in and 1,930 out patients were treated, showing a decrease of 1 of the former and 25 of the latter class, when compared with the previous year.

UDIPI.

Extracts from the Annual Medical Report by Second-class Hospital Assistant G. NARAYANASAWMY NAIDU, No. 86.

Dispensary Buildings.—Minor repairs executed during the year. A store-room is needed.

Most Common Diseases.—Fevers, rheumatic and syphilitic affections, dysentery, and worms.

Inspection.—Inspected twice by the District Surgeon.

Attendance of Patients.—57 in and 3,073 out patients were treated, against 80 in and 2,763 out patients in the previous year.

22

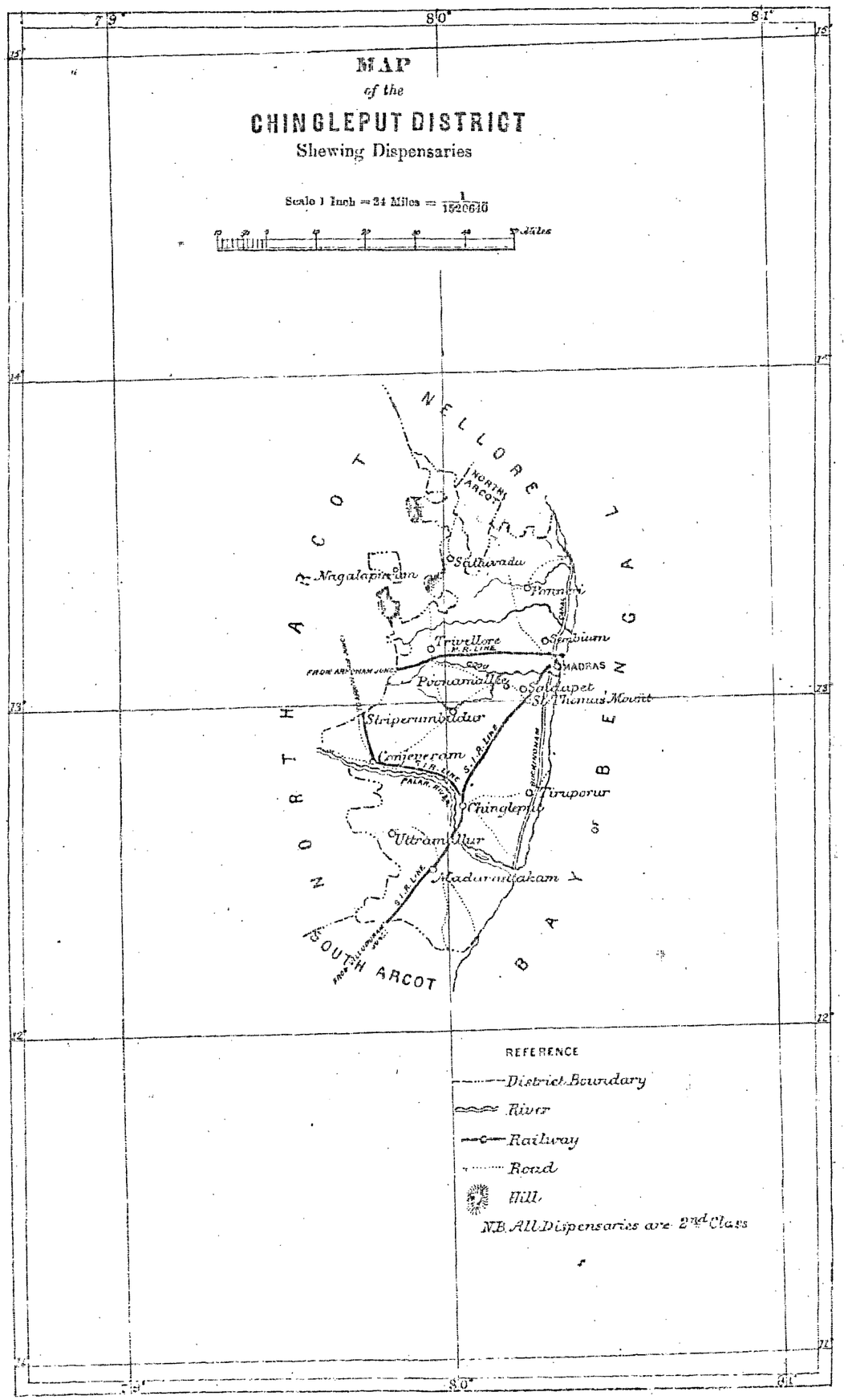

Lithographed in Central Survey Office, Madras, November 1896.

23

CHINGLEPUT DISTRICT.

CHINGLEPUT.

Extracts from the Annual Medical Report by Surgeon H. A. F. NAILER, M.B., M.C.

Dispensary Buildings.—Present state of repair good; additional accommodation has been given by building up the space between the two side wards: this is utilized as an operating theatre. The nurse has been furnished with new building to the north of the dispensary.

Most Common Diseases.—Skin diseases, ulcer, injuries, ophthalmia, labour, and rheumatic affections.

Epidemics.—Only two important cases of cholera were reported.

Inspection.—Inspected by the Surgeon-General 7th December.

Attendance of Patients.—294 in and 10,450 out patients were treated, against 274 in and 7,114 out patients of the previous year.

CONJEEVERAM.

Extracts from the Annual Medical Report by Civil Apothecary P. B. SUMBUNTHA MOODELLIAR.

Dispensary Buildings.—The repairs noticed to be necessary in last year's report have been just commenced and will be done shortly. A contagious shed with brick walls has been added to the dispensary buildings.

Most Common Diseases.—Constipation, ophthalmia, skin diseases, ear and syphilitic affections, labour, and injuries.

Epidemics.—Cholera first made its appearance on the 18th November, and since then to the end of the year 68 cases occurred; 47 of them came under treatment, of which 10 proved fatal. The epidemic was never severe, and is still prevailing in a mild form.

Inspection.—Inspected once by the District Surgeon.

Attendance of Patients.—262 in and 17,798 out patients were treated, compared with 320 in and 15,912 out patients of the year preceding.

MADURÁNTAKAM.

Extracts from the Annual Medical Report by Second-class Hospital Assistant P. T. COLUNDASAWMY PILLAY, No. 160.

Dispensary Buildings.—In good order.

Most Common Diseases.—Ophthalmia, skin diseases, boils, ulcers, and injuries.

Inspection.—Inspected once by the District Surgeon.

Attendance of Patients.—6,892 out-patients were treated as compared with 6,008 of the same class in the previous year.

NÁGÁLAPURAM.

Extracts from the Annual Medical Report by Third-class Hospital Assistant A. GOOROONATHA MOODELLIAR, No. 1134.

Dispensary Buildings.—Located in the taluk cutcherry, which is well suited, and is under repair.

Most Common Diseases.—Skin diseases, ulcers, rheumatic affections, and inflammation of the external ear.

Epidemics.—Cholera prevailed in the vicinity, but not in this village; small-pox was also epidemic.

Inspection.—Inspected once by the District Surgeon.

Attendance of Patients.—Since the opening of the dispensary on the 28th September, 902 out-patients have been treated.

PONNÉRI.

Extracts from the Annual Medical Report by Civil Hospital Assistant B. LUTCHMIAH NAIDU, No. 192.

Dispensary Buildings.—Said to be too small.

Most Common Diseases.—Constipation, abscess and boils, skin diseases, ulcers, and ear affections.

Inspection.—Inspected once by the District Surgeon.

Attendance of Patients.—4,860 out-patients were afforded relief.

POONAMALLEE.

Extracts from the Annual Medical Report by Second-class Hospital Assistant T. VEERARAGAVALOO NAIDU, No. 112.

Dispensary Buildings.—Some repairs are needed.

Most Common Diseases.—Skin diseases, abscess, ulcers, malarious fevers, and inflammation of the external ear.

Epidemics.—Cholera prevailed slightly in some of the adjacent villages.

Inspection.—Inspected once by the District Surgeon.

Attendance of Patients.—6,079 out-patients were treated, against 4,708 in 1882.

SAIDÁPET.

Extracts from the Annual Medical Report by Civil Apothecary SYED M. ISMAIL.

Dispensary Buildings.—Accommodation still said to be insufficient. A *post-mortem* room is required. Repairs are needed.

Most Common Diseases.—Ulcers, ear diseases, intermittent fever, eye diseases, abscess, boils, and injuries.

Inspection.—The District Surgeon inspected the dispensary once.

Attendance of Patients.—11,141 out-patients were treated, against 10,244 in 1882.

ST. THOMAS' MOUNT.

Extracts from the Annual Medical Report by Surgeon A. J. O'HARA.

Dispensary Buildings.—In good order; supported by Government.

Most Common Diseases.—Malarious fever, respiratory affections, ulcer, and worms.

Epidemics.—An outbreak of cholera occurred from October to December.

Attendance of Patients.—In-patients show a decrease of 5, out-patients a decrease of 680.

General Remarks.—No nursing establishment.

SUTHIAVADOO.

Extracts from the Annual Medical Report by First-class Hospital Assistant C. J. VENKATARAYALOO NAIDU, No. 42.

Dispensary Buildings.—A rented building, in good order. An almirah and lantern are required.

Most Common Diseases.—Ague, rheumatic affections, anæmia, ophthalmia, inflammation of the external ear.

Attendance of Patients.—3,745 out-patients were treated, compared with 2,795 in 1882.

SEMBIUM.

Extracts from the Annual Medical Report by Hospital Assistant M. VENCATASAWMY NAIDOO.

Dispensary Buildings.—In good order, but requires more ventilation.

Most Common Diseases.—Ophthalmia, abscess, malarious fevers, and inflammation of the external ear.

Inspection.—Inspected once by the District Surgeon.

Attendance of Patients.—7,207 out-patients were treated, being an increase of 513 on the year previous.

SRÍPERUMBUDUR.

Extracts from the Annual Medical Report by Civil Hospital Assistant C. RAVANIAH NAIDU, No. 268.

Dispensary Buildings.—Lately repaired.

Most Common Diseases.—Abscess, skin diseases, ophthalmia, malarious fevers, and ulcers.

Epidemics.—Cholera prevailed slightly in the vicinity.

Inspection.—Inspected once by the District Surgeon.

Attendance of Patients.—6,238 out-patients, against 2,610 of the previous year, came under treatment.

TIRUPÓRÚR.

Extracts from the Annual Medical Report by First-class Hospital Assistant T. NARAINASAWMI NAIDU, No. 733.

Dispensary Buildings.—In good order.

Most Common Diseases.—Ophthalmia, ulcer, skin diseases, malarious fevers, abscess, &c.

Inspection.—Once inspected by the District Surgeon.

Attendance of Patients.—3,166 out-patients were treated, being an increase of 1,886 on the previous year's attendance.

TIRUVALLÚR.

Extracts from the Annual Medical Report by Third-class Hospital Assistant C. NARASIMOOLOO NAIDU, No. 191.

Dispensary Buildings.—In good order.

Most Common Diseases.—Ophthalmia, malarious fevers, injuries, ulcers, inflammation of external ear.

Epidemics.—Cholera appeared first in October; it is said to have been brought from the North Arcot District. Small-pox has also been prevalent.

Inspection.—Inspected once by the District Surgeon.

Attendance of Patients.—5,028 out-patients were treated, a decrease of 230 when compared with the year previous.

UTRAMALLUR.

Extracts from the Annual Medical Report by Third-class Hospital Assistant C. ERUSAPPA MOODELLIAR, No. 202.

Dispensary Buildings.—Building unsuited to the purposes.

Most Common Diseases.—Ulcer, abscess and boils, affections of ear and eye, injuries.

Inspection.—Inspected once by the District Surgeon.

Attendance of Patients.—Since the opening of the dispensary on the 24th September 1883, 1,391 out-patients have been treated.

COIMBATORE DISTRICT.

ARAVAKURCHI.

Extracts from the Annual Medical Report by Third-class Hospital Assistant A. PONNOOSAWMY PILLAI, No. 195.

Dispensary Buildings.—Located in a rented house which is suitable to the purpose, but which is in need of repairs.

Most Common Diseases.—Skin diseases, ophthalmia, inflammation of external ear, and syphilitic affections.

Epidemics.—Cholera prevailed slightly during the last quarter of the year.

Attendance of Patients.—Since the opening of the dispensary, on the 10th September, 1,280 out-patients have been treated.

BHAVÁNI.

Extracts from the Annual Medical Report by Civil Apothecary A. JESUDASEN.

Dispensary Buildings.—The shed for intern male patients has completely collapsed, and, owing to the probability of the erection of a new dispensary, no repairs will be executed.

Most Common Diseases.—Ophthalmia, ulcers, skin diseases, fevers, ear diseases, rheumatic and syphilitic affections.

Epidemics.—Cholera broke out in December and is said to have been imported from the Salem District.

Inspection.—Inspected twice by the District Surgeon.

Attendance of Patients.—Out-patients increased over previous year 448, but in-patients show a decrease of 39.

COIMBATORE.

Extracts from the Annual Medical Report by Surgeon-Major J. FITZPATRICK.

Dispensary Buildings.—All in good repair with the exception of the contagious sheds and latrines.

Most Common Diseases.—Ophthalmic affections, fevers, ulcers, skin diseases, ear and respiratory affections.

Epidemics.—During the months of February, March, and April cholera was epidemic in the town and caused 107 deaths against 5 in the year 1882. The disease prevailed throughout the year in the district and caused 3,089 deaths. Small-pox prevailed in early part of 1882 and caused 377 deaths, continued in a very mild form throughout the year under review, and caused only 36 deaths.

Inspection.—Inspected by the Surgeon-General on the 14th October.

Attendance of Patients.—538 intern and 25,442 extern patients were treated compared with 539 in and 11,787 out patients in the preceding year. The great increase is due to a branch dispensary having been opened in the centre of the town.

DHÁRÁPURAM.

Extracts from the Annual Medical Report by First-class Hospital Assistant P. MARISAWMY PILLAI, No. 88.

Dispensary Buildings.—In fair condition. Some repairs are necessary.

Most Common Diseases.—Ulcers, injuries, dropsy, worms, and malarious fevers.

Epidemics.—Cholera and small-pox prevailed to a certain extent in the vicinity.

Inspection.—The District Surgeon inspected the dispensary twice.

Attendance of Patients.—67 in and 5,586 out patients were treated, compared with 18 in and 6,333 out patients afforded relief in the previous year.

25

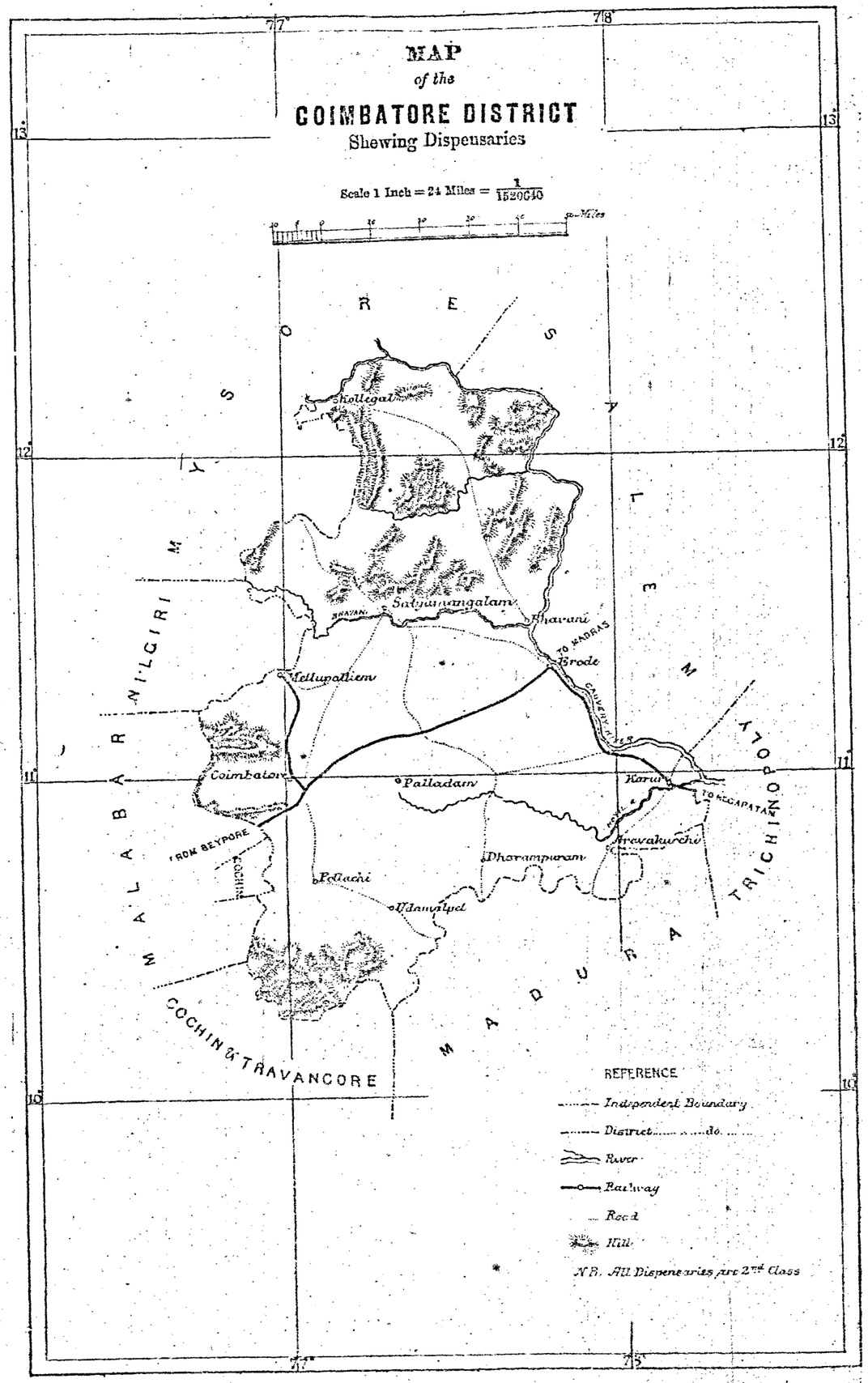

Lithographed in Central Survey Office, Madras, October 1884.

26

ERODE.

Extracts from the Annual Medical Report by Civil Apothecary R. D'SYLVA.

Dispensary Buildings.—In good order. The sanctioned pucka contagious shed has been onstructed.

Most Common Diseases.—Ophthalmia, ulcers, skin diseases, malarious fevers, abscesses, iflammation of the external ear.

Epidemics.—The first case of cholera appeared in the month of July and the epidemic lasted till August; it is said to have been imported from Salem. The next outbreak occurred in the month of November.

Inspection.—The District Surgeon inspected the dispensary twice.

Attendance of Patients.—120 intern, or an increase of 24, and 7,659 extern patients, or a decrease of 300, compared with the preceding year, were treated.

KARÚR.

Extracts from the Annual Medical Report by Civil Apothecary W. BAZELY.

Dispensary Buildings.—Repairs are needed. A good mortuary will be built shortly.

Most Common Diseases.—Ophthalmia, ulcer, skin diseases, malarious fevers, cholera, and injuries.

Epidemics.—Two outbreaks of cholera occurred, one in January and the other in August. There were 378 attacks.

Inspection.—Twice inspected by the District Surgeon.

Attendance of Patients.—78 in and 7,570 out patients were treated, against 73 in and 6,858 out patients in 1882.

KOLLEGÁL.

Extracts from the Annual Medical Report by Civil Apothecary T. RAJARAM NAIDU.

Dispensary Buildings.—Repairs are needed.

Most Common Diseases.—Rheumatic affections, ophthalmia, malarious fevers, skin diseases, ulcers, worms.

Inspection.—The District Surgeon inspected the dispensary on 17th September.

Attendance of Patients.—19 in and 4,554 out door patients were treated, being a decrease of 5 in and 144 out patients compared with the year preceding.

METTUPÁLAIYAM.

Extracts from the Annual Medical Report by Civil Apothecary T. J. GONSALVEZ.

Dispensary Buildings.—A new dispensary is under construction. A *post-mortem* shed is needed.

Most Common Diseases.—Malarious fevers, ulcers, dropsy, dysentery, ophthalmia, and diarrhœa.

Inspection.—Inspected by the District Surgeon twice during the year.

Attendance of Patients.—Average daily attendance of in and out patients was 3·39 and 46·39, respectively, against 3·83 and 37·78 last year.

PALLADAM.

Extracts from the Annual Medical Report by Civil Apothecary D. B. GAMBLE.

Dispensary Buildings.—In good order. A *post-mortem* shed has been erected.

Most Common Diseases.—Ophthalmia, skin diseases, fevers, ulcers, inflammation of the external ear, rheumatic and syphilitic affections.

Epidemics.—Cholera prevailed in the latter part of the year in the adjoining villages.

Inspection.—Inspected twice by the District Surgeon.

Attendance of Patients.—25 in and 1,853 out patients were afforded relief, against 29 in and 2,122 out patients of the year preceding.

POLLÂCHI.

Extracts from the Annual Medical Report by Assistant Apothecary R. C. D. PRINCE.

Dispensary Buildings.—Repairs needed, which will be shortly undertaken.

Most Common Diseases.—Malarious fevers, ulcers, skin diseases, ophthalmia, dysentery, and leprosy.

Epidemics.—Small-pox was epidemic in some of the surrounding villages.

Inspection.—The District Surgeon inspected the dispensary twice during the year.

Attendance of Patients.—389 in and 13,992 out patients were treated, against 384 in and 10,041 out patients in the previous year.

SATYAMANGALAM.

Extracts from the Annual Medical Report by Civil Apothecary P. MADAVAROYEN.

Dispensary Buildings.—Thorough repairs are needed.

Most Common Diseases.—Malarious fevers, ulcers, ophthalmia, respiratory and rheumatic affections, and skin diseases.

Inspection.—Inspected twice by the District Surgeon.

Attendance of Patients.—58 in and 5,573 out patients were treated, being an increase of 4 in and 1,459 extern patients as compared with the previous year.

UDAMALPET.

Extracts from the Annual Medical Report by First-class Hospital Assistant F. GOPALSAWMY NAIDU, No. 99.

Dispensary Buildings.—In good order, except the flooring.

Most Common Diseases.—Skin diseases, ulcer, abscess, malarious fevers, ophthalmia, and dropsy.

Epidemics.—Cholera was prevalent in the taluk.

Inspection.—Inspected during the year twice by the District Surgeon.

Attendance of Patients.—81 in and 3,526 out patients were treated, against 69 in and 4,168 out patients in the previous year.

CUDDAPAH DISTRICT.

BADVÊL.

Extracts from the Annual Medical Report by Apothecary W. J. J. FREER.

Dispensary Buildings.—Portions of the building leak. The well requires a parapet wall.

Most Common Diseases.—Agues, rheumatic affections, ulcers, and skin diseases.

Epidemics.—Small-pox prevailed slightly during the year.

Inspection.—Inspected twice by the District Surgeon.

Attendance of Patients.—15 in and 6,242 out patients came for treatment, compared with 21 in and 7,660 out patients afforded relief in 1882.

27

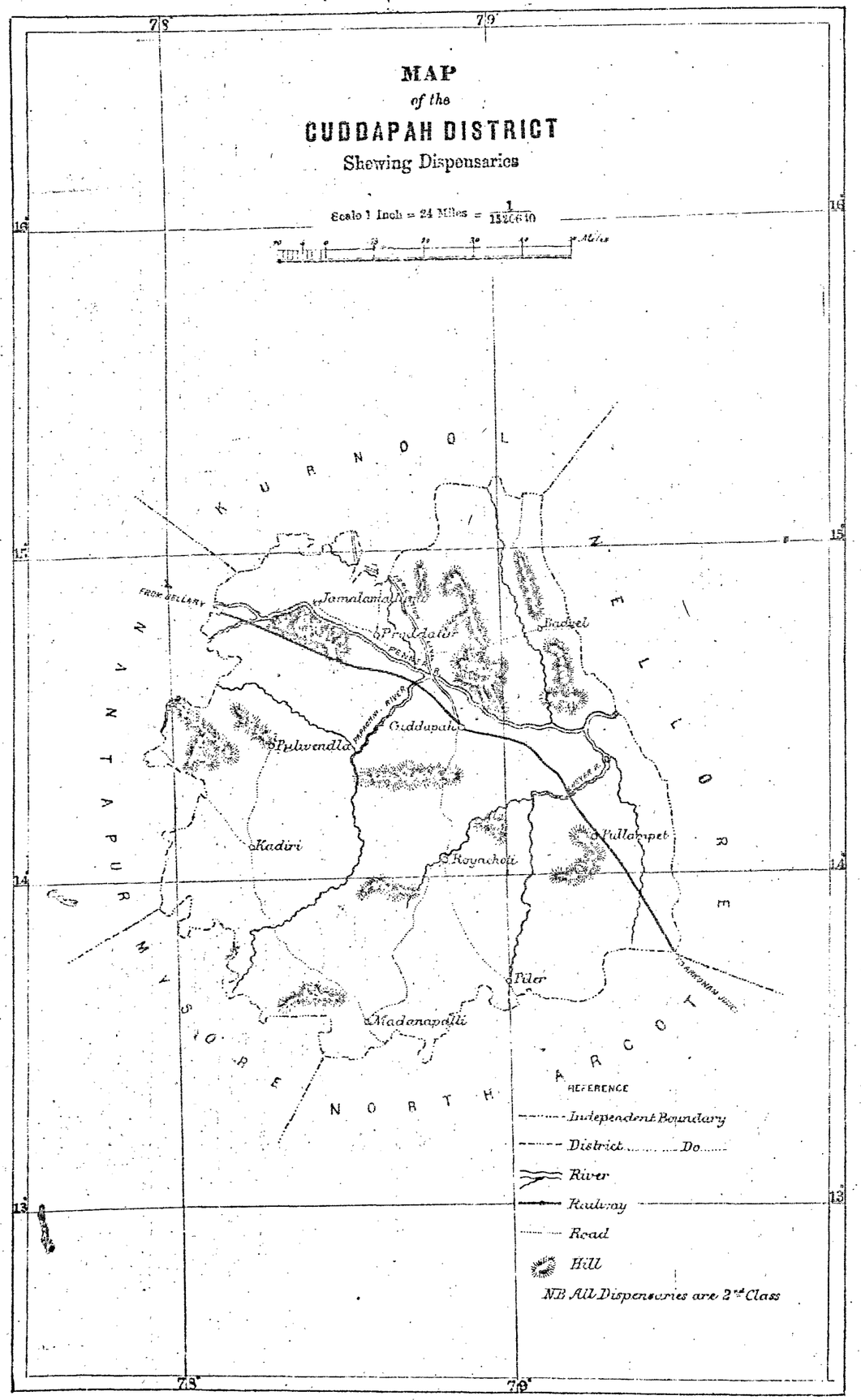

Lithographed in Central Survey Office, Madras, October 1884.

CUDDAPAH.

Extracts from the Annual Medical Report by Native Surgeon M. IYASAWMY.

Dispensary Buildings.—In excellent condition, supplied with requisite furniture.

Most Common Diseases.—Intermittent fever, ulcers, rheumatism, diarrhœa, dysentery, and venereal affections.

Epidemics.—Cholera prevailed in an epidemic form in the months of July, August, and September. The disease did not appear to have at this time been imported from any other place. There were altogether 261 attacks and 92 deaths.

Attendance of Patients.—366 in and 15,402 out patients were treated, being a decrease of 2,536 out-patients on the year preceding.

JAMMALAMADUGU.

Extracts from the Annual Medical Report by Civil Apothecary P. PARTHASARADHY NAIDU.

Dispensary Buildings.—A new building is under construction. A dead-house is much needed.

Most Common Diseases.—Intermittent fever, syphilis, ophthalmia, ulcers, and rheumatic affections.

Inspection.—The dispensary was inspected once by the District Surgeon.

Attendance of Patients.—4,523 patients were treated during the year.

KADIRI.

Extracts from the Annual Medical Report by Second-class Hospital Assistant D. RAJAINTHRUM, No. 90.

Dispensary Buildings.—The buildings need whitewashing and repairs.

Most Common Diseases.—Malarious fever, ophthalmia, skin diseases, ulcers, and injuries.

Inspection.—Inspected once by the District Surgeon.

Attendance of Patients.—5,139 out-patients were treated, against 5,476 in 1882.

MADANAPALLE.

Extracts from the Annual Medical Report by Apothecary T. WARD.

Dispensary Buildings.—In good order.

Most Common Diseases.—Malarious fevers, rheumatic and syphilitic affections, ophthalmia, skin diseases, and ulcers.

Inspection.—Inspected once by the District Surgeon.

Attendance of Patients.—370 in and 7,037 out patients were afforded relief, as compared with 471 in and 8,887 out patients in 1882.

PULLAMPET.

Extracts from the Annual Medical Report by Civil Apothecary KARI THARKIKA SIMHACHARI.

Dispensary Buildings.—Lately constructed; in good order.

Most Common Diseases.—Malarious fevers, ulcers, skin diseases, rheumatic and respiratory affections.

Inspection.—Twice inspected by the District Surgeon.

Attendance of Patients.—8 in and 4,566 out patients were treated, being an increase of 4 intern and 1,247 extern patients compared with 1882.

PÍLÉR.

Extracts from the Annual Medical Report by Second-class Hospital Assistant P. JANAKERAM PILLAY, No. 102.

Dispensary Buildings.—Located in the travellers' bungalow; building in fair condition.

Most Common Diseases.—Ague, skin diseases, ulcer, rheumatic and respiratory affections.

Inspection.—Inspected once by the District Surgeon.

Attendance of Patients.—2,551 out-patients were treated during the year.

PRODDUTUR.

Extracts from the Annual Medical Report by Hospital Assistant TEEKARAM.

Dispensary Buildings.—In good order. A well and dead-house are needed.

Most Common Diseases.—Malarious fevers, skin diseases, ulcers, rheumatic and respiratory affections.

Epidemic.—Cholera is said to have been imported from Cuddapah. 113 cases came under treatment.

Inspection.—Inspected twice by the District Surgeon.

Attendance of Patients.—4,777 out-patients were treated, against 4,730 of the same class in the year preceding.

PULIVENDLA.

Extracts from the Annual Medical Report by Civil Apothecary C. O. WATKINS.

Dispensary Buildings.—The flooring needs repair and the roof allows the rain to soak in. The thatched sheds are in a dilapidated condition.

Most Common Diseases.—Ague, ulcers, rheumatic and syphilitic affections, and ophthalmia.

Inspection.—Inspected once by the District Surgeon.

Attendance of Patients.—There were 4,440 out-door patients treated, against 4,935 of the previous year.

RÁYACHÓTI.

Extracts from the Annual Medical Report by Third-class Hospital Assistant S. SETH, No. 336.

Dispensary Buildings.—In good order.

Most Common Diseases.—Malarious fevers, skin diseases, ulcers, and ophthalmia.

Epidemics.—Small-pox prevailed in the town and surrounding villages in the first quarter of the year.

Inspection.—Inspected once by the District Surgeon.

Attendance of Patients.—5,214 out-patients, against 5,505 of the previous year, were treated.

GANJAM DISTRICT.

ASKA.

Extracts from the Annual Medical Report by Civil Apothecary A. J. HESTERLOW.

Dispensary Buildings.—The new building was occupied in November. The dead-house requires a few repairs.

Most Common Diseases.—Ague, rheumatic affections, ophthalmia, dysentery, diarrhœa, and worms.

Inspection.—Inspected twice during the year by the District Surgeon.

Attendance of Patients.—4,772 patients were treated, contrasted with 3,495 and 4,579 of 1881 and 1882, respectively.

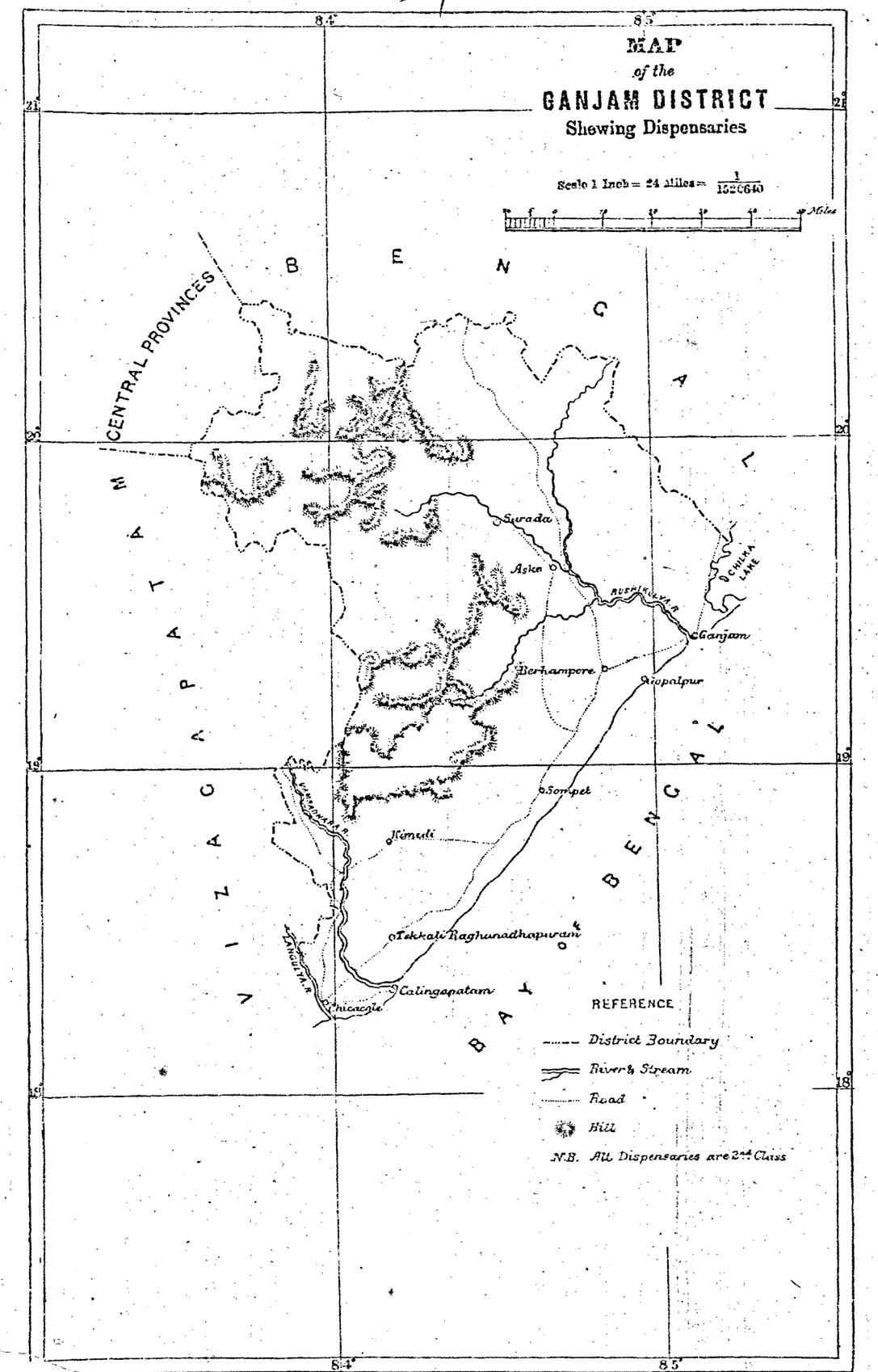

Lithographed in Central Survey Office, Madras, October 1884.

30

BERHAMPORE.

Extracts from the Annual Medical Report by Third-class Hospital Assistant P. V. RAMAKRISTNAMMA, No. 279.

Dispensary Buildings.—The dispensary is badly situated on the outskirts of the town. The buildings, with the exception of the floors of verandahs and female ward, are in fairly good order.

Most Common Diseases.—Malarial fevers, worms, and rheumatic affections.

Attendance of Patients.—167 in and 6,812 out patients were treated, compared with 219 in and 5,618 out patients in 1882.

CALINGAPATAM.

Extracts from the Annual Medical Report by Third-class Hospital Assistant S. NARAYANASAWMY CHETTY, No. 184.

Dispensary Buildings.—Repairs are needed.

Most Common Diseases.—Fevers, rheumatic affections, conjunctivitis, respiratory diseases, worms, skin diseases, and ulcers.

Inspection.—The Civil Surgeon, Chicacole, inspected on the 9th March.

Attendance of Patients.—2,744 out-patients were treated, compared with 2,155 in 1882.

CHICACOLE.

Extracts from the Annual Medical Report by Honourary Surgeon P. KINSLEY.

Dispensary Buildings.—Are now being placed in thorough repair.

Most Common Diseases.—Malarious fevers, rheumatic affections, ophthalmia, worms, skin diseases, ulcers, and injuries.

Attendance of Patients.—250 intern and 6,764 extern patients were afforded relief, against 214 in and 6,535 out patients in the year preceding.

GANJAM.

Extracts from the Annual Medical Report by Third-class Hospital Assistant A. PERUMAL NAIDU, No. 332.

Dispensary Buildings.—Repairs are needed.

Most Common Diseases.—Malarious fevers, rheumatic affections, skin diseases, worms, and ulcers.

Inspection.—Inspected once during the year by the District Surgeon.

Attendance of Patients.—3,726 patients attended, compared with 5,140 in 1882. The daily average attendance has increased by 3·1.

GOPÁLPUR.

Extracts from the Annual Medical Report by First-class Assistant Apothecary R. COLLINS.

Dispensary Buildings.—The building is in need of whitewashing and some minor repairs. The out-houses are in a dilapidated state and must be rebuilt.

Most Common Diseases.—Ague, ophthalmia, worms, skin diseases, injuries, and ulcers.

Inspection.—Inspected twice by the District Surgeon.

Attendance of Patients.—3,843 out-patients were treated, against 3,592 in 1882.

PARLÁKIMEDI.

Extracts from the Annual Medical Report by Assistant Apothecary W. A. COLE.

Dispensary Buildings.—A few minor repairs are needed.

Most Common Diseases.—Malarious fevers, ophthalmia, worms, skin diseases, ulcer, and bowel affections.

Epidemics.—Cholera prevailed to a great extent in the surrounding villages.

Inspection.—Inspected by the Civil Surgeon of the circle and District Surgeon.

Attendance of Patients.—189 in and 6,922 out door patients were afforded relief, compare with 208 in and 6,239 out patients treated in 1882.

SÓMPET.

Extracts from the Annual Medical Report by Civil Apothecary C. PARTHASARATHY NAIDU.

Dispensary Buildings.—More room is said to be required and a dead-house is wanted.

Most Common Diseases.—Skin diseases, ulcers, malarious fevers, ophthalmia, worms, an inflammation of the external ear.

Inspection.—Inspected by the District Surgeon on the 6th September.

Attendance of Patients.—3,034 out-patients were treated, or 566 more than in 1882.

SURADÁ.

Extracts from the Annual Medical Report by Civil Apothecary B. FIGREDO.

Dispensary Buildings.—A new building has been erected for the dispensary.

Most Common Diseases.—Malarious fevers, ophthalmia, worms, and syphilis.

Inspection.—Inspected twice by the District Surgeon.

Attendance of Patients.—3,874 out-patients attended, against 2,779 in 1882.

TEKKALI RAGHUNÁTHAPURAM.

Extracts from the Annual Medical Report by Civil Apothecary C. K. PERUMAL CHETTY.

Dispensary Buildings.—The roof needs repair. The dead-house also wants looking to.

Most Common Diseases.—Digestive disturbances, conjunctivitis, ringworm, malarial fevers intestinal worms.

Inspection.—The disponsary was inspected twice.

Attendance of Patients.—The number of patients treated last year was greater than this yea by 326.

GODÁVARI DISTRICT.

AMALÁPURAM.

Extracts from the Annual Medical Report by Third-class Hospital Assistant R. MOONUSAWMY NAIDU, No. 254.

Dispensary Buildings.—A building is under construction; at present located in a rente house.

Most Common Diseases.—Malarious fevers, rheumatic and respiratory affections, ski diseases.

Inspection.—The District Surgeon, Cocanada, inspected the dispensary twice.

Attendance of Patients.—2,317 out-patients were afforded relief, compared with 2,516 o the previous year.

BHADRÁCHALAM.

Extracts from the Annual Medical Report by Civil Hospital Assistant Y. RUNGIAH NAIDU, No. 226.

Dispensary Buildings.—The present building is unsuited for the purpose of a dispensary Estimates for a new building were sanctioned in 1878, but up to date nothing has been done.

Most Common Diseases.—Malarious fevers, rheumatic affections, bowel complaints, an ulcers.

Inspection.—The Civil Surgeon, Rajahmundry, inspected the hospital on the 16th July.

Attendance of Patients.—1,884 out-cases have been treated.

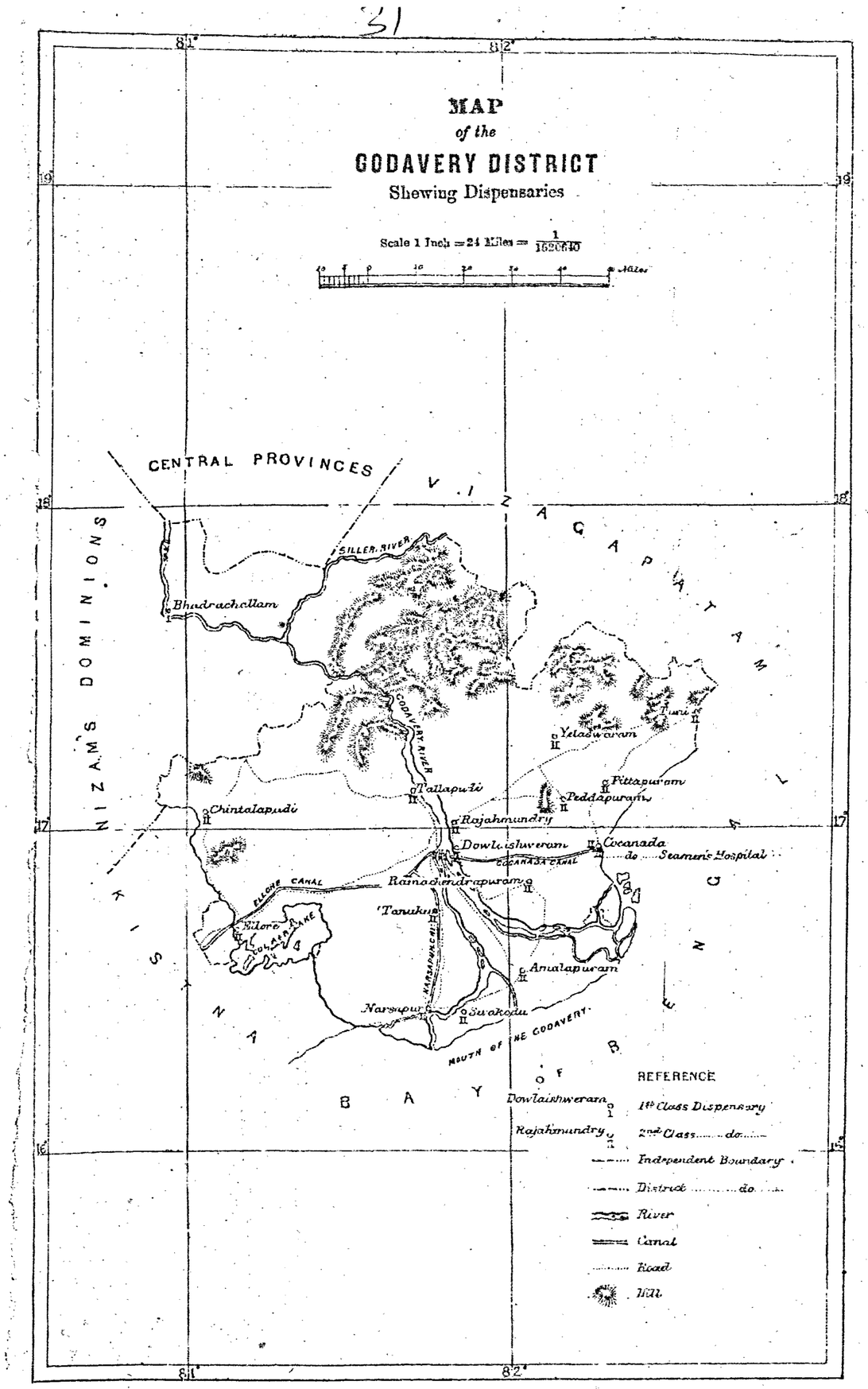

Lithographed in Central Survey Office, Madras, November 1884

CHINTHELAPUDI.

Extracts from the Annual Medical Report by Third-class Hospital Assistant G. MOOTHIALU NAIDU, No. 216.

Dispensary Buildings.—In good order. There is no *post-mortem* room nor store-room.

Most Common Diseases.—Malarious fevers, skin diseases, ulcers, ophthalmia.

Inspection.—The Civil Surgeon, Rajahmundry, twice visited the dispensary.

Attendance of Patients.—2,916 out-door patients were treated, against 2,572 in the year preceding.

COCANADA.

Extracts from the Annual Medical Report by Surgeon L. BEECH.

Dispensary Buildings.—The whole of the roof of hospital and out-houses has been taken off during year and made watertight. The floor of one of the wards is in bad repair and should be renewed and repaired.

Most Common Diseases.—Skin diseases, worms, malarious fevers, rheumatic and syphilitic affections, and injuries.

Inspection.—The Surgeon-General with the Government of Madras inspected on March 10th.

Attendance of Patients.—404 in and 7,522 out patients, against 371 and 7,426 in and out, respectively, were afforded relief.

General Remarks.—The poor people appear to prefer their own females to attend on them in labour unless the case is protracted or presents some feature with which they are unacquainted, when the midwife in the first instance is called in. The municipal midwife's services are not so valued as they should be.

COCANADA SEAMEN'S HOSPITAL.

Extracts from the Annual Medical Report by Surgeon L. BEECH.

Dispensary Buildings.—In good repair.

Most Common Diseases.—Gonorrhœa, injuries, dysentery, and diarrhœa.

Inspection.—The Surgeon-General with the Government of Madras inspected the dispensary on 10th March.

Attendance of Patients.—29 against 50 intern patients of the previous year were treated.

General Remarks.—The daily charge for seamen admitted into hospital is Rs. 2, the cost of the up-keep of seamen for the year is Rs. 249-4-7. The amount of fees recovered being Rs. 583-8-0, showing a profit to the hospital of Rs. 334-3-5, which is credited to the municipal funds.

DOWLAISHWERAM.

Extracts from the Annual Medical Report by Third-class Hospital Assistant S. ARULANANTHUM PILLAI, No. 326.

Dispensary Buildings.—In good order except the roof, which leaks. A latrine and small cook-room have been built this year.

Most Common Diseases.—Ague, rheumatic affections, conjunctivitis, bronchitis, dysentery, and diarrhœa.

Inspection.—Inspected once by the Civil Surgeon, Rajahmundry.

Attendance of Patients.—The dispensary is provided only for out-patients of the Public Work Department officials. 1,546 were treated, against 1,366 in the year preceding.

ELLORE.

Extracts from the Annual Medical Report by First-class Assistant Apothecary THOMAS KIDDLE.

Dispensary Buildings.—In good repair except the floors, which are to be asphalted.

Most Common Diseases.—Fevers, rheumatic and syphilitic affections, general dropsy, respiratory affections, and inflammation of the external ear.

Epidemics.—During the last quarter of the year small-pox was very prevalent in the town and surrounding villages.

Inspection.—There were two inspections by the District Surgeon.

Attendance of Patients.—175 intern and 6,364 extern patients were treated, against 172 in and 6,603 out door patients in the previous year.

NARSÁPUR.

Extracts from the Annual Medical Report by First-class Hospital Assistant
C. PEDDANAH, No. 25.

Dispensary Buildings.—Rs. 5,820 have been sanctioned for the erection of a dispensary, but the work has not been commenced yet.

Most Common Diseases.—Fevers, rheumatic and venereal affections, diseases of the nervous system, and eye and ear diseases.

Epidemics.—Small-pox prevailed during the year in the town and its vicinity.

Inspection.—Inspected twice by the District Surgeon during the year.

Attendance of Patients.—3,933 out-patients were treated, or a decrease of 988 compared with 1882.

PEDDÁPURAM.

Extracts from the Annual Medical Report by Second-class Hospital Assistant
B. VENCATASAWMY, No. 153.

Dispensary Buildings.—In pretty good repair.

Most Common Diseases.—Fevers, rheumatic and syphilitic affections, and eye diseases.

Epidemics.—Small-pox was prevalent to a great extent in the station and in adjacent villages.

Inspection.—Inspected twice by the District Surgeon, Cocanada.

Attendance of Patients.—3,821 out-patients were admitted, against 2,709 in 1882.

PITHÁPURAM.

Extracts from the Annual Medical Report by First-class Hospital Assistant
K. DHURMARAJOOLOO, No. 83.

Dispensary Buildings.—In good repair except the roof, which leaks in several places.

Most Common Diseases.—Fevers, rheumatism, syphilis, inflammation of the external ear and conjunctivitis.

Inspection.—The District Surgeon inspected the dispensary twice during the year.

Attendance of Patients.—4,116, against 4,236 out-patients of the year previous, were afforded relief.

RAJAHMUNDRY.

Extracts from the Annual Medical Report by Surgeon E. LEVINGE.

Dispensary Buildings.—In a fair state of repair. The floors of the wards are made of chunam; asphalte would be an improvement.

Most Common Diseases.—Fevers, rheumatic affection, syphilis, eye and ear diseases, respiratory, and bowel complaints.

Attendance of Patients.—199 in and 7,721 out patients were afforded relief, against 158 in and 6,211 out patients treated in the previous year.

General Remarks.—The sanitary condition of the town is very unsatisfactory. The Municipal Commissioners do not appear, with one or two exceptions, to take any interest in conservancy matters. On my rounds of inspection I have almost invariably found backyards waste pieces of ground, and back lanes in a filthy condition.

33

RÁMACHANDRAPURAM.

Extracts from the Annual Medical Report by First-class Hospital Assistant
SOOBANADREE, No. 81.

Dispensary Buildings.—The building answers its purpose admirably.

Most Common Diseases.—Malarious fevers, rheumatic and respiratory affections, eye diseases, worms.

Inspection.—Inspected twice by the District Surgeon.

Attendance of Patients.—4,295 out patients were treated, compared with 4,098 in the previous year.

SIVAKODU.

Extracts from the Annual Medical Report by Second-class Hospital Assistant
M. RAISOOL ISLAM, No. 1090.

Dispensary Buildings.—Located in an ordinary native house.

Most Common Diseases.—Skin diseases, ulcers, ague, rheumatic affections, disease of the respiratory system, and dysentery.

Inspection.—The District Surgeon inspected the dispensary on 18th June.

Attendance of Patients.—On several occasions the dispensary was closed, otherwise the attendance would have been larger. 1,868 out-patients were afforded relief.

TÁLLAPÚDI.

Extracts from the Annual Medical Report by Third-class Hospital Assistant
T. M. DEVARAJULU NAIDU, No. 241.

Dispensary Buildings.—Building lately repaired.

Most Common Diseases.—Malarious fevers, eye and ear diseases, and abcesses.

Inspection.—The Civil Surgeon, Rajahmundry, inspected the dispensary once.

Attendance of Patients.—The attendance last year was 2,091 and this year 1,847.

TUNI.

Extracts from the Annual Medical Report by Second-class Hospital Assistant
T. PAUPERAYADOO NAICE, No. 110.

Dispensary Buildings.—In good order. The dead-house has been completed.

Most Common Diseases.—Fevers, skin diseases, worms, ear affections, and ulcers.

Inspection.—Inspected twice by the District Surgeon.

Attendance of Patients.—2,563 out-patients were treated, against 2,435 in 1882.

TANUKU.

Extracts from the Annual Medical Report by Third-class Hospital Assistant
P. SREERAMOOLOO, No. 215.

Dispensary Buildings.—Present state of buildings good.

Most Common Diseases.—Fevers, ulcers, diseases of the ear and eye.

Inspection.—Inspected once by the Civil Surgeon, Rajahmundry.

Attendance of Patients.—712 out-patients were treated since the opening of the dispensary on the 1st July 1883.

YELESWARAM.

Extracts from the Annual Medical Report by First-class Hospital Assistant M. MOONESAWMY PILLAI, No. 37.

Dispensary Buildings.—In good repair.

Most Common Diseases.—Ague, rheumatic, syphilitic, and respiratory affections, and dyspepsia.

Inspection.—The District Surgeon inspected twice during the year.

Attendance of Patients.—1,504 out-patients were treated.

KISTNA DISTRICT.

BEZVADA.

Extracts from the Annual Medical Report by Assistant Apothecary T. H. BONNER.

Dispensary Buildings.—The new building is in good order. The old building is to be put into thorough repair this year by the Local Fund Board.

Most Common Diseases.—Malarious fevers, skin diseases, worms, ulcer, injuries, diarrhœa, and debility.

Inspection.—Inspected twice by the District Surgeon.

Attendance of Patients.—127 intern and 7,333 extern patients were treated during the year.

CHELLAPULLY.

Extracts from the Annual Medical Report by Civil Apothecary VENCATRAMIAH.

Dispensary Buildings.—The dispensary was removed lately to a building belonging to the Rajah of Chellapully; it is better suited than the previous one.

Most Common Diseases.—Rheumatic affections, ophthalmia, ear and lung diseases, and abscess.

Epidemics.—Small-pox is very prevalent in the station and in the neighbouring villages.

Inspection.—The District Surgeon, Kistna, inspected the dispensary on the 6th June and 22nd December.

Attendance of Patients.—1,542 out-door patients were treated, against 1,486 in the previous year.

CHIRALA.

Extracts from the Annual Medical Report by Hospital Assistant W. PARAMKUSUM NAIDU.

Dispensary Buildings.—Present building reported as being too small.

Most Common Diseases.—Malarious fevers, rheumatic and respiratory affections, inflammation of the external ear, worms, skin diseases.

Inspection.—Inspected twice by the District Surgeon during the year.

Attendance of Patients—3,193 out-patients have been treated, against 2,989 in 1882.

DACHEPALLE.

Extracts from the Annual Medical Report by Civil Apothecary T. K. RAJOO CHETTIAR.

Dispensary Buildings.—In pretty good condition.

Most Common Diseases.—Agues of different types, syphilitic, rheumatic, and respiratory affections, and ophthalmia.

Epidemics.—There were a few cases of cholera and small-pox in the surrounding villages, and many cases of the latter proved fatal.

Attendance of Patients.—3,762 out-patients attended, against 3,487 in the year preceding.

34.

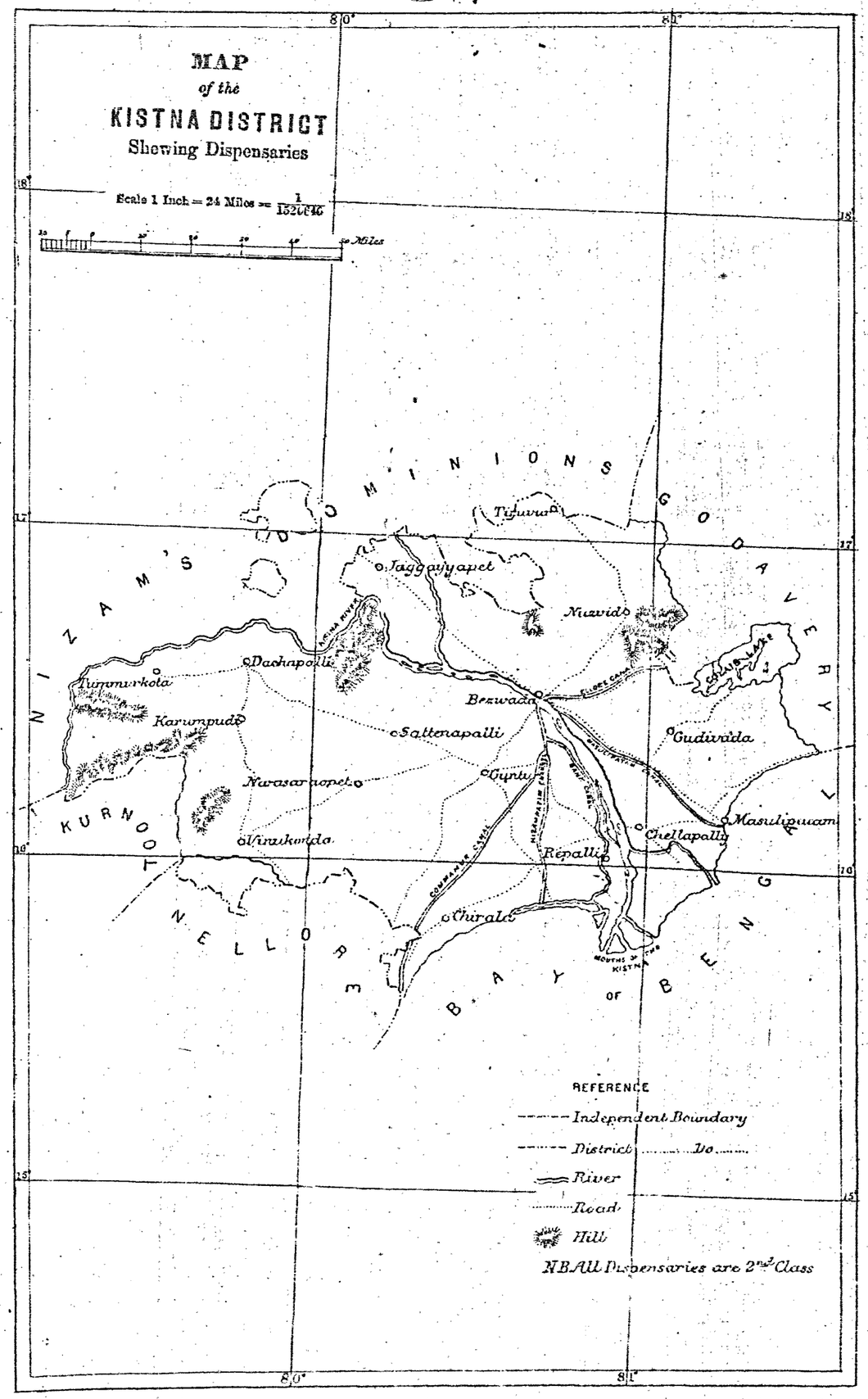

Lithographed in Central Survey Office, Madras, November 1884.

35

GUDIVÁDA.

Extracts from the Annual Medical Report by Civil Apothecary J. SMITH.

Dispensary Buildings.—The building is new. A table for the *post-mortem* room is needed.

Most Common Diseases.—Skin diseases, rheumatic affections, abscess, boils, ulcers, injuries.

Inspection.—Inspected twice by the District Surgeon during the year.

Attendance of Patients.—4,049 out-patients were treated, against 2,669 in the previous year.

GUNTÚR.

Extracts from the Annual Medical Report by Surgeon P. ANDERSON.

Dispensary Buildings.—The two temporary sheds are to be converted into permanent ones.

Most Common Diseases.—Malarious fevers, affections of the eye, ear, and skin, abscess and ulcers.

Epidemics.—Small-pox prevailed to a great extent in all the taluks of the circle as well as in Guntúr. The disease still exists in some of the taluks, and cases occur here and there in the town. It is reported that inoculation has been introduced by the people in some of the villages, as they prefer it and place more reliance in this operation than that of vaccination. This proceeding doubtlessly keeps up a continued source of the disease and quite baffles the process of vaccination to a great extent.

Attendance of Patients.—298 in-door and 8,315 out-door patients were treated, being a decrease of 9 intern and 639 extern patients compared with the previous year.

JAGGAYAPET.

Extracts from the Annual Medical Report by Civil Apothecary J. REARDON.

Dispensary Buildings.—The building needs whitewashing and some petty repairs. A female ward, kitchen, latrine, and dead-house are required.

Most Common Diseases.—Ulcers, malarious fever, debility, injuries, gonorrhœa and its complications, syphilitic affections.

Epidemics.—Throughout the year small-pox was more or less prevalent in the town and surrounding villages.

Inspection.—Twice inspected by the District Surgeon on the 20th August and 10th December.

Attendance.—119 intern and 1,906 extern patients were treated, against 2,081 out-patients in the previous year.

General Remarks.—The new caste midwife attended on five cases of labour.

KAREMPUDY.

Extracts from the Annual Medical Report by Hospital Assistant T. V. RUNGASAMY CHETTY.

Dispensary Buildings.—A rented building in good order.

Most Common Diseases.—Ague, ophthalmia, skin diseases, respiratory affections, abscess.

Epidemics.—Small-pox prevailed in the adjacent villages.

Attendance of Patients.—The daily average attendance of out-patients was 30·43.

MASULIPATAM.

Extracts from the Annual Medical Report by Surgeon-Major J. H. RITCHIE.

Dispensary Buildings.—In good order.

Most Common Diseases.—Malarious fevers, skin diseases, syphilitic affections, respiratory affections.

Epidemics.—Small-pox slightly prevalent.

Attendance of Patients.—In 1883 in-patients 239, out-patients 7,289; in 1882 175 in-patients and 10,240 out-patients.

NARSARAOPET.

Extracts from the Annual Medical Report by Civil Apothecary B. D'PRAZER.

Dispensary Buildings.—An almirah is much wanted.

Most Common Diseases.—Skin and rheumatic affections, ulcers, and malarious fevers.

Epidemics.—Small-pox has been prevalent in the taluk more or less during the whole year.

Inspection.—Inspected by the District Surgeon once during the year.

Attendance of Patients.—3,006 out-patients were treated, against 3,815 in 1882.

NÚZVÍD.

Extracts from the Annual Medical Report by Civil Apothecary R. NARRAINSAWMY NAIDU.

Dispensary Buildings.—The building requires repairs.

Most Common Diseases.—Ague, skin diseases, and respiratory affections.

Inspection.—Inspected twice by the District Surgeon on 20th March and the 30th September 1883.

Attendance of Patients.—Total number of out-door patients treated was 1,585, being a decrease of 72 compared with previous year.

RÉPALLE.

Extracts from the Annual Medical Report by Civil Apothecary H. C. HITCHCOCK.

Dispensary Buildings.—The new dispensary building now under construction will most likely be completed about the end of February.

Most Common Diseases.—Rheumatic affections, inflammation of ear, abscess, boils, and skin diseases.

Inspection.—Inspected by the District Surgeon on the 4th May and again on the 18th December.

SATTENAPALLE.

Extracts from the Annual Medical Report by Civil Hospital Assistant A. ABRAHAM.

Dispensary Buildings.—The building has been repaired lately.

Most Common Diseases.—Skin diseases, rheumatic affections, and malarious fevers.

Inspection.—Inspected by the District Surgeon, Masulipatam, in August.

Attendance of Patients.—2,582 out-patients were treated, an increase of 112 compared with the previous year.

TIRUVÚR.

Extracts from the Annual Medical Report by Civil Apothecary G. VENKATASWAMY.

Dispensary Buildings.—The building requires whitewashing, and urgent repairs to the dead-house and bath-rooms are needed.

Most Common Diseases.—Ague, ulcers, skin diseases, affection of the ear, abscess.

Inspection.—Twice inspected by the District Surgeon during the year.

Attendance of Patients.—1,748 out-door patients were afforded relief, against 1,938 in 1882.

TUMURCODE.

Extracts from the Annual Medical Report by Second-class Hospital Assistant T. V. GOVINDARAJULU, No. 162.

Dispensary Buildings.—New building not yet completed. Furniture insufficient.

Most Common Diseases.—Malarious fevers, rheumatic and syphilitic affections, ophthalmia, and inflammation of the external ear.

(36)

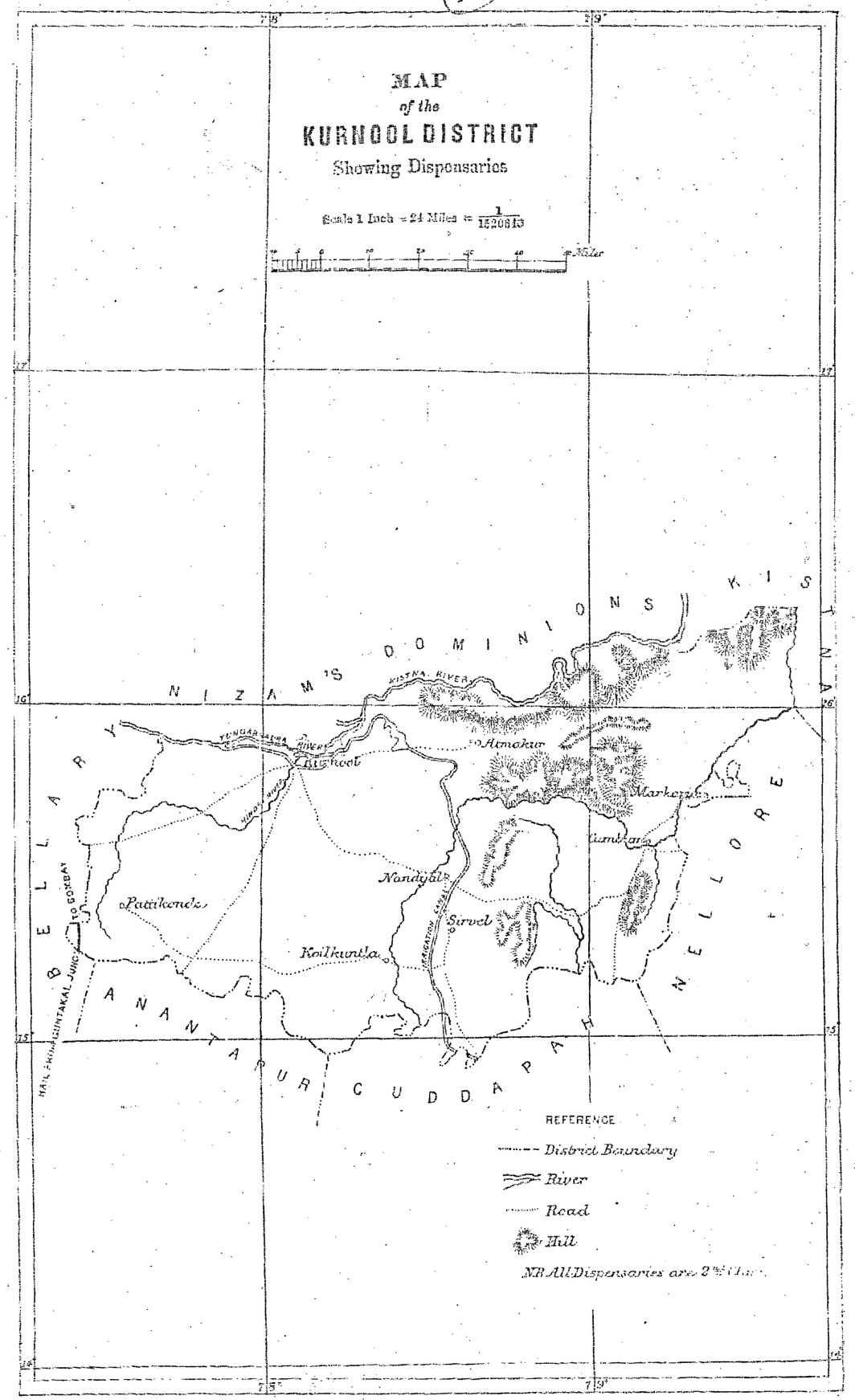

Lithographed in Central Survey Office, Madras, October 1884

37

Attendance of Patients.—The average daily attendance of out-patients for the year was 28·07, exhibiting an increase of 4·87.

VINUKONDA.

Extracts from the Annual Medical Report by Second-class Hospital Assistant D. VENKATASAWMY, No. 92.

Dispensary Buildings.—The roof is in want of repairs. An additional room is to be added. A dead-house has been erected at a cost of Rs. 13. It is now leaking and needs petty repairs.

Most Common Diseases.—Ague, rheumatic affections, ophthalmia, dysentery, diarrhœa, and worms.

Epidemics.—Small-pox is very prevalent in the taluk.

Attendance of Patients.—3,948 out-patients were treated, against 2,632 in the year preceding.

KURNOOL DISTRICT.

ATMAKÚR.

Extracts from the Annual Medical Report by Third-class Hospital Assistant J. DANIEL, No. 253.

Dispensary Buildings.—In good order.

Most Common Diseases.—Rheumatism, dysentery, diarrhœa, worms, itch, and ulcers.

Attendance of Patients.—4,913 out-patients were treated, against 4,219 of the previous year.

CUMBUM.

Extracts from the Annual Medical Report by First-class Hospital Assistant T. VEERABUDDRUM PILLAY, No. 74.

Dispensary Buildings.—In good order.

Most Common Diseases.—Malarious fevers, ulcers, skin diseases, rheumatic affections, and injuries.

Epidemics.—Malarious fever is still endemic.

Inspection.—Inspected twice by the District Surgeon.

Attendance of Patients.—204 in and 8,497 out door patients were treated, showing a decrease of 6 in and an increase of 1,765 out patients on the numbers of the previous year.

OWK.

Extracts from the Annual Medical Report by Third-class Hospital Assistant C. M. VADIVALOO PILLAY, No. 302.

Dispensary Buildings.—In good order.

Most Common Diseases.—Ague, conjunctivitis, ulcer, skin diseases, rheumatic and respiratory affections, and scorpion stings.

Inspection.—Inspected by the District Surgeon.

Attendance of Patients.—2,704 out-patients were afforded relief, being a decrease of 501 patients on the preceding year.

KURNOOL.

Extracts from the Annual Medical Report by Surgeon D. S. E. BAIN.

Dispensary Buildings.—In good order.

Most Common Diseases.—Malarious fevers, ulcers, worms, rheumatic and respiratory affections, and ophthalmia.

Attendance of Patients.—In-patients show a decrease of 4 and out-patients an increase of 483, as compared with last year.

General Remarks.—Towards the end of the year I obtained sanction from the municipality to rent an upstair building near the hospital and lately vacated by the postal authorities, which I converted into a female hospital and for which a supply of furniture and bedding was obtained. This building is divided into a ward for lying-in cases which is quite separate and at some distance from the other ward reserved for general cases; should midwifery practice increase, it will be devoted to the former class of cases only: at present they are so few as to forbid the entertainment and cost of a separate establishment.

MÁRKÁPUR.

Extracts from the Annual Medical Report by Third-class Hospital Assistant J. ANTONY, No. 179.

Dispensary Buildings.—In good order; a chair and *post-mortem* table are much needed.

Most Common Diseases.—Malarious fevers, ophthalmia, respiratory affections, worms, skin diseases, and ulcers.

Attendance of Patients.—2,124 out-patients, against 2,439 of the preceding year, were treated.

NANDYÁL.

Extracts from the Annual Medical Report by Second-class Hospital Assistant S. ANTONY, No. 124.

Dispensary Buildings.—Located in a rented house, said to be unsuitable.

Most Common Diseases.—Malarious fevers, ophthalmia, ulcers, diarrhœa, and worms.

Inspection.—Inspected by the District Surgeon.

Attendance of Patients.—73 in and 8,955 out patients were treated, against 46 and 8,842 in and out, respectively, the previous year.

PATTIKONDA.

Extracts from the Annual Medical Report by Third-class Hospital Assistant C. COOPOOSAWMY AUCHARY, No. 283.

Dispensary Buildings.—In good state of repair.

Most Common Diseases.—Fevers (malarious), skin diseases, and ulcer.

Attendance of Patients.—2,029 out-door patients attended, against 1,493 in the previous year.

SIRVEL.

Extracts from the Annual Medical Report by Third-class Hospital Assistant V. COOPOOSAWMI NAIDU, No. 271.

Dispensary Buildings.—Located in a rented house which is said to be unsuited to the purpose.

Most Common Diseases.—Malarious fevers, ophthalmia, worms, skin diseases, and ulcers.

Inspection.—Once inspected by the District Surgeon.

Attendance of Patients.—3,179 out-patients were treated, an increase on the preceding year of 1,295.

MADRAS.

BLACK TOWN, NORTH SIDE.

Extracts from the Annual Medical Report by Surgeon-Major D. R. THOMPSON, M.D.

Dispensary Buildings.—In good repair.

Most Common Diseases.—Inflammation of the external ear, abscess and boil, skin diseases, ulcers, and injuries.

38

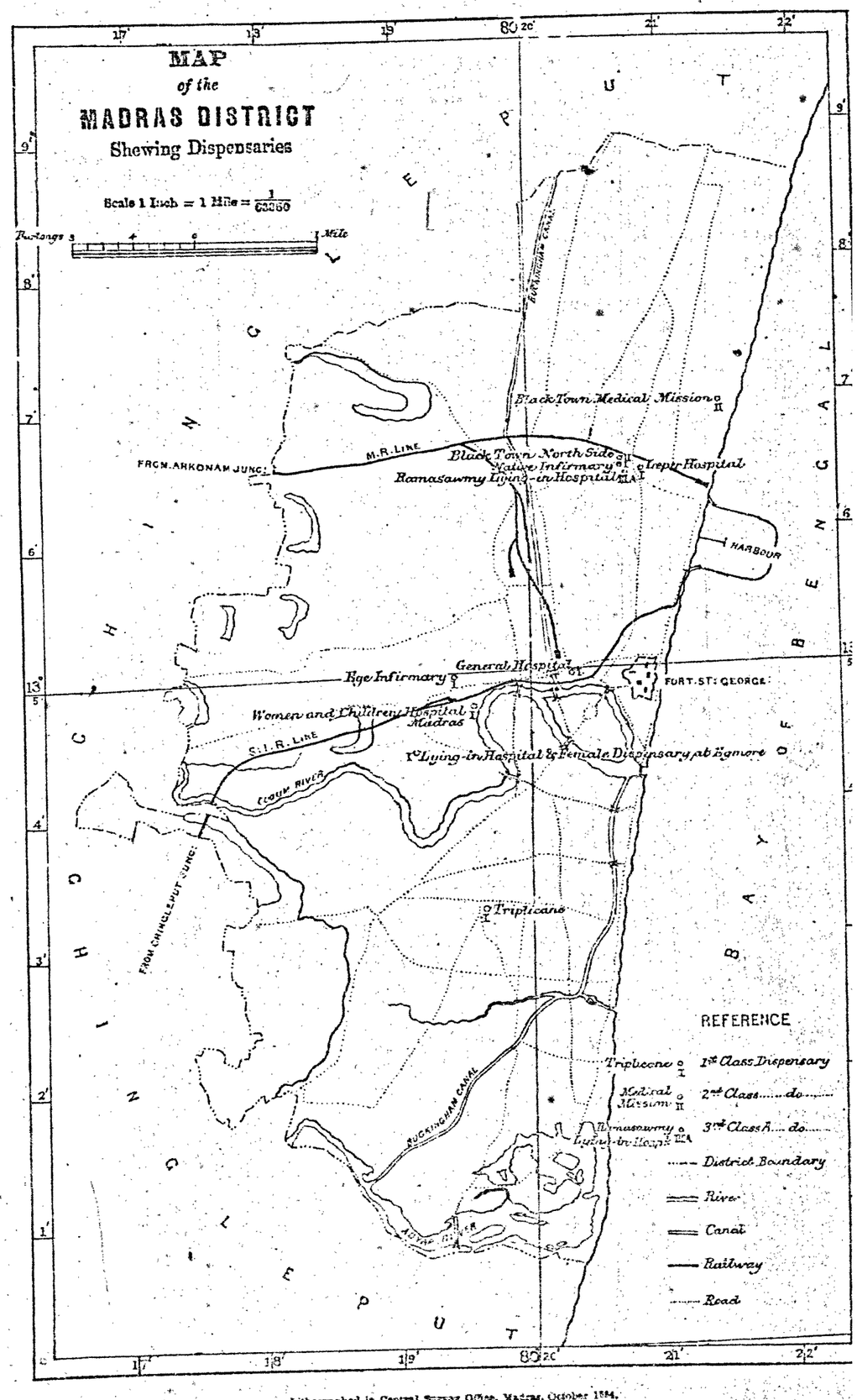

Lithographed in Central Survey Office, Madras, October 1884.

Inspection.—Was inspected twice during the year by the Surgeon-General.

Attendance of Patients.—1,784 European out-patients sought relief, against 1,416 in 1882, and 9,692 Natives were treated, against 8,832 in the preceding year.

FREE CHURCH MEDICAL MISSION, RÁYAPURAM.

Extracts from the Annual Medical Report by Apothecary T. K. ITTY.

Dispensary Buildings.—In good order.

Most Common Diseases.—Respiratory, rheumatic and abdominal affections were as in former years the most prevalent.

Epidemics.—Small-pox was prevalent at the beginning of the year, but very few applied to us for relief. Towards the end of the year cholera broke out at Casimode.

Attendance of Patients.—There is a considerable increase this year in the attendance of patients when compared with that of any of the preceding years. This may be due to the closing of the Black Town Dispensary and the concentration of our efforts at Ráyapuram.

EYE INFIRMARY.

Extracts from the Annual Medical Report by Surgeon-Major E. F. DRAKE-BROCKMAN, F.R.C.S.

Dispensary Buildings.—A sum of Rs. 3,192-12-1 was expended during the calendar year in repairs of a substantial nature to the building. The buildings, however, are very old, and the roof, in places, has proved defective during the monsoons. Furniture and fittings sufficient and adapted to present requirements. Estimates and plans for the new Ophthalmic Hospital have been prepared and are awaiting final sanction by Government for execution.

Most Common Diseases.—As usual, diseases of the conjunctiva, iris, and lens have formed the majority of the cases treated. No special epidemic to be noted.

Epidemics.—Small-pox has raged to a great extent in the northern part of the town, and of cholera there have been a few sporadic cases as far as is known.

Inspection.—Inspected by the Honorable the Surgeon-General with the Government of Madras on the 17th November 1883.

Attendance of Patients.—Attendance very good. There were 606 admissions among in-patients during the year, showing an increase of 28 as compared with the previous twelve months; of out-patients there were 3,745 admissions as against 3,524 in 1882.

The average daily sick of in-patients has risen to 32·27 (a slight increase on the past year), while that of out-patients has fallen to 76·64, a decrease of 4·66 compared with the previous year.

It is highly probable that the admissions into this hospital will be increased, if more accommodation in the male wards were available.

General Remarks.—The total number of operations performed during the year 1883 amounts to 699, of which 537 were major and 162 minor operations, the highest numbers attained on record in any one year. No less than 258 operations for cataract extraction (Senile) were done during the twelve months, representing nearly a half of the total number of major operations, with a percentage of success of *all* cataract cases of 84·07.

GENERAL HOSPITAL.

Extracts from the Annual Medical Report by Brigade-Surgeon J. KEESS, M.D.

Dispensary Buildings.—The whole building was limewashed and the ceiling repainted during the past year. The new building for out-patients is fast approaching completion and will be fit for use shortly. The new mortuary also will soon be ready. Estimates for new furniture, &c., for the out-patients department are in course of preparation and will be submitted for sanction soon. The project for bringing up water to the nurses' quarters and upper flat of the hospital has been taken in hand and will probably be finished before the end of the official year. Sanction has been obtained for the erection of a new operating theatre, and plans for the same are under consideration.

Most Common Diseases.—Malarious fevers, ulcers, skin diseases, injuries, respiratory and syphilitic affections.

Epidemics.—The standard of public health at present is below normal from the presence of cholera, small-pox, and measles.

Inspection.—The Surgeon-General with the Government of Madras made his annual inspection of the hospital in the month of November, in addition to occasional visits paid by him.

Attendance of Patients.—Of Europeans and East Indians 1,044 in and 4,939 out patients were treated against 1,027 in and 4,947 out patients of the previous year. Of natives, the numbers were 2,038 in and 22,185 out patients against 2,221 and 18,698 in and out respectively.

LEPER HOSPITAL.

Extracts from the Annual Medical Report by Surgeon-Major D. R. THOMPSON, M.D.

Dispensary Buildings.—The native female ward is undergoing complete repair. The latrine fell during the heavy rain in October. Most of the other buildings require repairs. The Apothecary's quarters are undergoing complete repair. Three permanent sheds are now under construction and are likely to be finished by the beginning of March.

Most Common Diseases.—Diarrhœa, dysentery, debility, and dropsy.

Inspection.—The Surgeon-General with the Government of Madras visited the hospital twice during the year.

Attendance of Patients.—327 in and 14 out door patients were treated compared with 274 in and 6 out patients in 1882.

EGMORE FEMALE DISPENSARY AND GOVERNMENT LYING-IN HOSPITAL.

Extracts from the Annual Medical Report by Surgeon A. M. BRANFOOT, M.B.

Dispensary Buildings.—The buildings require some petty repairs to maintain them in good order.

Most Common Diseases.—Among out-patients the common diseases have been, as usual, bronchitis and catarrh, diarrhœa and dysentery, worms and fevers.

Epidemics.—Small-pox, measles, and whooping cough have been prevalent in the city, and cholera has also increased towards the end of the year.

Inspection.—Inspected on several occasions by the Surgeon-General with the Government of Madras.

Attendance of Patients.—Of Europeans, in-door patients show an increase of 56 compared with 1882. Among out-patients an increase of 848 patients has occurred as compared with the previous year; and of natives, there has been an increase of 130 among in-door patients, among out-door patients there has been a decrease of 50 patients; this is accounted for by the comparative healthiness of the year.

General Remarks.—There has been a considerable increase in the number of labours during the year, and a comparatively diminished mortality.

NATIVE INFIRMARY.

Extracts from the Annual Medical Report by Surgeon-Major D. R. THOMPSON, M.D.

Dispensary Buildings.—Under repair and will soon be completed.

Most Common Diseases.—Malarious fevers, diarrhœa, dysentery, rheumatic affections, general debility, wounds, and injuries.

Epidemics.—Small-pox was present in the district throughout the year, but increased greatly during the months of November and December after the heavy rains of October.

Cholera.—Five cases of cholera were admitted into hospital during the months of November and December. The disease first appeared in the district commencing in Mooneappen Moodelly Street, Condithope, where it was traced to have a local origin, and was limited to the inmates of two huts adjoining each other. The disease was next observed in Condalyer Street, Peddinaik Pettah, which was traced to two arrivals from Tirupati. After this the disease appeared in Casimode and then in other parts of the district.

Inspection.—Inspected by the Surgeon-General twice during the year.

Attendance of Patients.—2,776 in-door patients were treated against 2,295 in 1882.

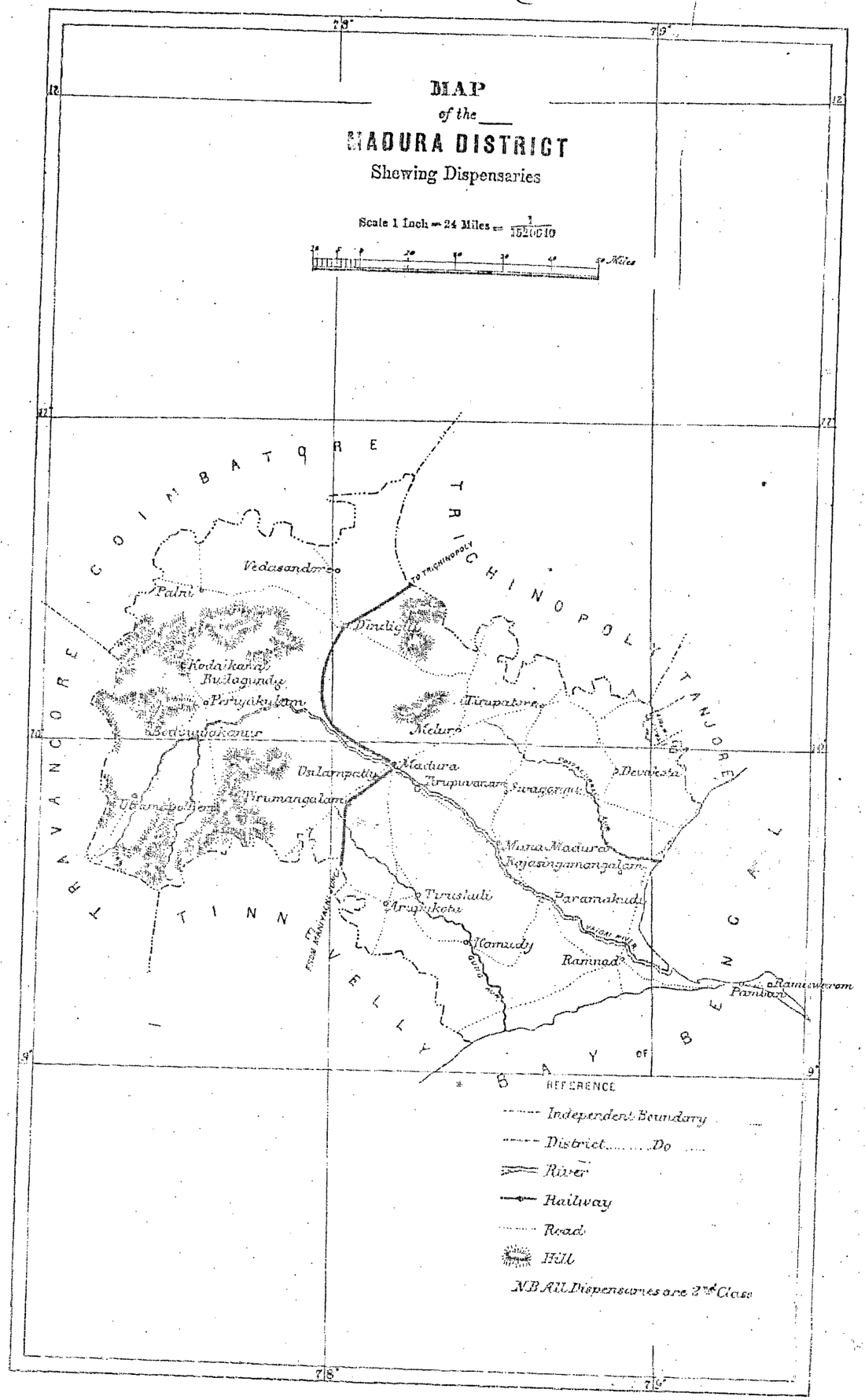

Lithographed in Central Survey Office, Madras, October 1881.

41

TRIPLICANE.

Extracts from the Annual Medical Report by Surgeon-Major A. PORTER, M.D.

Dispensary Buildings.—Buildings in good repair.

Most Common Diseases.—Fever, diarrhœa, dysentery, rheumatic affections, and venereal affections.

Epidemics.—Small-pox has been more prevalent than I have known it for years. Only three cases were admitted to hospital, but several cases occurred among the Eurasians in St. Thomé, and many deaths among natives were reported. Cholera made its appearance on 14th October in a man who had come from Tirupati where the disease prevailed. On the 19th, a resident in the house opposite was attacked and died, when the wife of latter was attacked and recovered under treatment. In all 96 out and 24 in patients have been treated; of the latter 9, and of the former 25, died.

Inspection.—The Surgeon-General inspected the hospital on the 6th April and 8th December.

Attendance of Patients.—864 in and 14,696 out patients were treated against 910 in and 17,013 extern patients in the year preceding.

EGMORE HOSPITAL FOR WOMEN AND CHILDREN.

Extracts from the Annual Medical Report by Surgeon-Major W. H. ROBERTS, M.D.

Dispensary Buildings.—In fair state of repair.

Most Common Diseases.—Dysentery, diarrhœa, disease of the respiratory organs, ulcers, and injuries.

Epidemics.—Small-pox prevailed nearly throughout the year.

Inspection.—Several inspections by Surgeon-General with the Government of Madras.

Attendance of Patients.—There is no out-door relief, except to people of the Gun Carriage Factory. The in-door work has increased by 683, viz., 1882 1,313, 1883 1,996.

General Remarks.—The general condition of this hospital remains as heretofore unsatisfactory from every hospital point of view. This building is unsuitable and inadequate in its present condition. The proposed addition and improvements are urgently required. The compound is very much improved by the handsome wall lately put round it.

MADURA DISTRICT.

ARUPPUKÓTA.

Extracts from the Annual Medical Report by Third-class Hospital Assistant M. D. MANICKAM PILLAI.

Dispensary Buildings.—Necessary repairs are executed by the owner of the house.

Most Common Diseases.—Ophthalmia, inflammation of the external ear, dyspepsia, rheumatic and skin affections.

Epidemics.—Cholera prevailed from November until the end of the year.

Attendance of Patients.—5,324 out-patients were afforded relief.

BUTLAGUNDU.

Extracts from the Annual Medical Report by Hospital Assistant A. THAMBU PILLAY.

Dispensary Buildings.—In good order.

Most Common Diseases.—Conjunctivitis, ulcers, skin diseases, syphilis, and fevers.

Epidemics.—Cholera has been epidemic in the vicinity.

Inspection.—Inspected once by the District Surgeon, Madura.

Attendance of Patients.—3,341 out-patients were treated during the year.

BODINÁYAKANÚR.

Extracts from the Annual Medical Report by Third-class Hospital Assistant G. DANIEL DHEVER.

Dispensary Buildings.—Building quite unfitted to be used as a dispensary.

Most Common Diseases.—Ague, rheumatic and syphilitic affections, skin diseases, and ulcer.

Inspection.—Inspected once by the District Surgeon.

Attendance of Patients.—4,539 out-patients were treated, being a decrease of 2,484 when compared with 1882.

DEVAKÓTA.

Extracts from the Annual Medical Report by Civil Apothecary V. MOHANARUNGUM NAIDU.

Dispensary Buildings.—In good order.

Most Common Diseases.—Rheumatic and syphilitic affections, sore eyes, inflammation of ear, affections of the bowels.

Epidemics.—In April an outbreak of small-pox appeared, known to have brought down here by passengers from Pudukóta, where it was prevailing.

Inspection.—Inspected by the District Surgeon in July.

Attendance of Patients.—41 in and 6,273 out patients were treated, showing a decrease of 9 of the former, and an increase of 116 of the latter class, when compared with 1882.

DINDIGUL.

Extracts from the Annual Medical Report by EDWARD CHESTER, M.D.

Dispensary Buildings.—The new dispensary building is nearly completed and will be ready to occupy in a month.

Most Common Diseaes.—Fever, diarrhœa, dysentery, syphilis, scrofula, leprosy, and dropsy.

Epidemics.—Cholera prevailed from early in November till the close of the year. It was doubtless brought from Madura, where there was a very severe outbreak.

Attendance of Patients.—228 in and 7,213 out patients were afforded relief during the year.

KAMUDY.

Extracts from the Annual Medical Report by Hospital Assistant C. DEVARAJU.

Dispensary Buildings.—Located in a rented building in good order.

Most Common Diseases.—Skin diseases, ophthalmia, ulcers, neuralgia, inflammation of the external ear, and boils.

Epidemics.—Cholera made its appearance in the town and its adjoining villages in the month of November.

Attendance of Patients.—4,743 out-patients were treated, being an increase of 500 compared with 1882.

KODAIKANAL.

Extracts from the Annual Medical Report by Civil Apothecary F. LAWRENCE.

Dispensary Buildings.—The building requires repairing.

Most Common Diseases.—Bronchitis and other pulmonary diseases, dysentery and diarrhœa, and skin diseases.

Inspection.—Inspected by the District Surgeon in March.

Attendance of Patients.—2,053 out-patients were treated or 234 more than in 1882.

MADURA.

Extracts from the Annual Medical Report by Surgeon-Major W. J. HASTINGS, M.D.

Dispensary Buildings.—In good order. The branch dispensary needs repair.

Most Common Diseases.—Fevers, syphilitic affections, dysentery, worms, skin diseases, and injuries.

Epidemics.—There has been a severe and widespread epidemic of cholera. Cholera, which was prevailing in a sporadic form towards the end of December 1882, continued till 11th February 1883. The town was free from the epidemic till 22nd October 1883, when the disease broke out in an epidemic form and is still continuing. The total number of attacks registered during the first outbreak is 26 with a mortality of 16 and the number of attacks registered during the second outbreak is 1,798 with a mortality of 827.

Attendance of Patients.—633 in and 33,094 out patients were treated, compared with 563 in and 31,941 out patients in 1882.

General Remarks.—The Lying-in Hospital continues to be efficiently conducted under the matron, Mrs. Moss. The number of cases of labour was 100 against 93 of the previous year. The branch dispensary in the heart of the town continues its career of usefulness.

MANA MADURA.

Extracts from the Annual Medical Report by Third-class Hospital Assistant A. SAMUEL PILLAY.

Dispensary Buildings.—The roof leaks in places.

Most Common Diseases—Ague, conjunctivitis, ulcer, and skin diseases.

Epidemics.—14 cases of cholera came under treatment.

Inspection.—Inspected by the District Surgeon in October.

Attendance of Patients.—5,456 out-patients were treated, being an increase of 872 cases treated in the previous year.

MELUR.

Extracts from the Annual Medical Report by Third-class Hospital Assistant G. NEWLAND.

Dispensary Buildings.—In good condition.

Most Common Diseases.—Febricula, bowel-complications, and skin diseases.

Epidemics.—Cholera prevailed slightly in the town and surrounding villages.

Inspection.—Inspected once by the District Surgeon.

Attendance of Patients.—4,186 out-patients were afforded relief.

PULNEY.

Extracts from the Annual Medical Report by Civil Apothecary J. SAMUEL.

Dispensary Buildings.—In good order; a few minor repairs are wanted.

Most Common Diseases.—Ague, rheumatic affections, syphilis, disease of the stomach and bowels, and ulcers.

Epidemics.—Cholera occurred in the month of April.

Inspection.—The District Surgeon inspected the dispensary once during the year.

Attendance of Patients.—81 in and 5,787 out patients treated, compared with 96 in and 6,133 out patients in 1882.

General Remarks.—The native midwife attached to this institution conducted 20 cases of natural labour during the year.

PAMBEN.

Extracts from the Annual Medical Report by Third-class Hospital Assistant P. M. SAMINATH PILLAI, No. 292.

Dispensary Buildings.—Sundry repairs have been executed during the year.

Most Common Diseases.—Malarious fevers, ophthalmia, worms, ulcers, dysentery, and diarrhœa.

Inspection.—Inspected once by the District Surgeon.

Attendance of Patients.—111 in and 5,296 out patients were afforded relief, contrasted with 133 in and 4,733 out patients of the year preceding.

PARMAGUDY.

Extracts from the Annual Medical Report by Civil Apothecary P. GIBBONS.

Dispensary Buildings.—In good order with a few minor exceptions.

Most Common Diseases.—Injuries, ulcers, skin diseases, abscess, ophthalmia, and worms.

Epidemics.—Cholera made its appearance first on the 7th November. Small-pox appeared in the town in June, and since then there have been 123 deaths.

Inspection.—Inspected once by the District Surgeon.

Attendance of Patients.—47 in and 10,452 out patients were treated, against 150 in and 13,161 out patients in 1882.

PERIYAKULAM.

Extracts from the Annual Medical Report by Civil Apothecary C. B. RAMA RAO.

Dispensary Buildings.—The roof has been repaired and a dead-house is under construction.

Most Common Diseases.—Diseases of the eye and skin, malarious fevers, ulcers, and worms.

Epidemics.—Epidemic cholera begun on the 4th October 1882 and disappeared on the 8th January 1883, the third day after the river was strictly conserved. During this epidemic 1,271 cases came under my observation, of which 517 proved fatal.

Inspection.—Inspected once by the District Surgeon.

Attendance of Patients.—59 in and 7,294 out patients were treated, against 73 in and 8,946 out patients of the previous year.

RAJASINGAMUNGALAM.

Extracts from the Annual Medical Report by Hospital Assistant DEVAPERIAM.

Dispensary Buildings.—In good order.

Most Common Diseases.—Ague, conjunctivitis, rheumatic and syphilitic affections, and abscess.

Epidemics.—Cholera appeared in December in the station and its vicinity.

Inspection.—Inspected once by the District Surgeon.

Attendance of Patients.—4,425 out-patients were treated, being a decrease of 443 compared with the previous year.

RAMESVARAM.

Extracts from the Annual Medical Report by Hospital Assistant J. BAGRIYAM PILLAY.

Dispensary Buildings.—Located in a rented house, in good order.

Most Common Diseases.—Malarious fever, skin diseases, ulcers, worms, abscess, and boils.

Epidemics.—Malarious fever has been very prevalent.

Inspection.—Inspected twice by the District Surgeon.

Attendance of Patients.—2,925 out-patients were treated, against 2,489 in the year previous. 18 intern patients were treated during the year.

RAMNAD.

Extracts from the Annual Medical Report by Assistant Apothecary S. J. FEWERS.

Dispensary Buildings.—In a fair state of repair, except the office, surgery, kitchen and latrines.

Most Common Diseases.—Malarious fevers, rheumatism, ophthalmia, syphilis, and dropsy.

43

Inspection.—Inspected once by District Surgeon.

Attendance of Patients.—412 in and 15,334 out patients were afforded relief, against 681 in and 17,420 out patients treated in the preceding year.

SIVAGANGA.

Extracts from the Annual Medical Report by Civil Apothecary C. JANAKERAM NAIDU.

Dispensary Buildings.—Repaired thoroughly during the year, except the latrines which leak. Kitchen too near the contagious shed.

Most Common Diseases.—Malarious fevers, bowel affections, ulcer, ophthalmia, and skin diseases.

Epidemics.—Cholera broke out in an epidemic form on the 21st November.

Inspection.—Inspected twice by the District Surgeon.

Attendance of Patients.—111 intern and 7,250 extern patients were treated during the year.

TERUPATUR.

Extracts from the Annual Medical Report by Hospital Assistant C. BEEKENEIDGE PILLAY.

Dispensary Buildings.—Located in what was formerly used as a granary. Repairs are needed.

Most Common Diseases.—Conjunctivitis, ague, rheumatism, dyspepsia, syphilis, and skin diseases.

Epidemics.—29 cases of cholera occurred during the year.

Inspection.—Inspected once by the District Surgeon.

Attendance of Patients.—5,655 out-patients were treated, compared with 3,297 in 1882.

TIRUCHULI.

Extracts from the Annual Medical Report by Civil Apothecary J. T. MADURANAYAGUM PILLAI.

Dispensary Buildings.—Repairs much needed. A latrine for females and a dead-house are required.

Most Common Diseases.—Worms, skin diseases, ophthalmia, fevers, rheumatic affections, ulcer, and injuries.

Epidemics.—Cholera has prevailed in an epidemic form chiefly in the surrounding villages since November.

Attendance of Patients.—94 in and 5,727 out patients attended, against 55 in and 4,795 out patients in 1882.

TIRUMANGALAM.

Extracts from the Annual Medical Report by Hospital Assistant A. DAVID.

Dispensary Buildings.—In good order.

Most Common Diseases.—Diarrhœa, dysentery, fever, ulcer, scabies, and conjunctivitis.

Epidemics.—Cholera prevailed to a slight extent from the end of October.

Inspection.—Inspected once by the District Surgeon.

Attendance of Patients.—3,990 out-cases were treated during the year.

TIRUPUVANAM.

Extracts from the Annual Medical Report by Hospital Assistant SAMUEL KITTO.

Dispensary Buildings.—In good order.

Most Common Diseases.—Fevers, ulcers, sore-eyes, and cutaneous diseases.

Epidemics.—Nearly 136 cases of cholera have been treated in the town as well as in the villages around.

Attendance of Patients.—6,336 out-patients were treated, or 1,659 more than in the previous year.

USILAMPATTI.

Extracts from the Annual Medical Report by Civil Hospital Assistant T. MUTHUKUMMARA PILLAY, No. 208.

Dispensary Buildings.—At present located in a rented building. Rs. 538 have been sanctioned by the Local Fund Board for the erection of a thatched building on a piece of land purchased by local subscription.

Most Common Diseases.—Fevers, conjunctivitis, diseases of stomach and bowels, ulcers, and skin diseases.

Epidemics.—Cholera is said to have been imported from Viradapatti and Madura: 16 cases occurred.

Inspection.—Inspected once by the District Surgeon.

Attendance of Patients.—30 in and 3,952 out patients were treated, or 8 in and 600 out patients in excess of those treated in 1882.

UTTAMAPOLLIEM.

Extracts from the Annual Medical Report by First-class Hospital Assistant P. ABBOYE, No. 36.

Dispensary Buildings.—Buildings still in an incomplete state.

Most Common Diseases.—Ophthalmia, malarious fevers, skin diseases, ulcer, worms, and constipation.

Epidemics.—The epidemic of cholera continued from 1882 until February 1883: 117 persons were attacked.

Inspection.—Inspected during the year by the District Surgeon.

Attendance of Patients.—122 in and 8,473 out patients came under treatment, compared with 94 in and 8,828 out patients in 1882.

VEDASANDOOR.

Extracts from the Annual Medical Report by Hospital Assistant H. KUNDASAMY PILLAY.

Dispensary Buildings.—In good order.

Most Common Diseases.—Fevers, syphilitic, rheumatic and respiratory affections.

Epidemics.—Cholera occurred in April and December.

Inspection.—Inspected once by the District Surgeon.

Attendance of Patients.—3,427 out-patients were treated, being an increase of 113 on the previous year.

MALABAR DISTRICT.

BADAGARA.

Extracts from the Annual Medical Report by Third-class Hospital Assistant J. P. APPAVOO PILLAI, No. 318.

Dispensary Buildings.—Still located in same building.

Most Common Diseases.—Fevers, rheumatic, syphilitic, and respiratory affections, diseases of the ear, and anæmia.

Inspection.—Inspected twice by the District Surgeon.

Attendance of Patients.—4,251 out-patients were treated, compared with 2,770 in 1882.

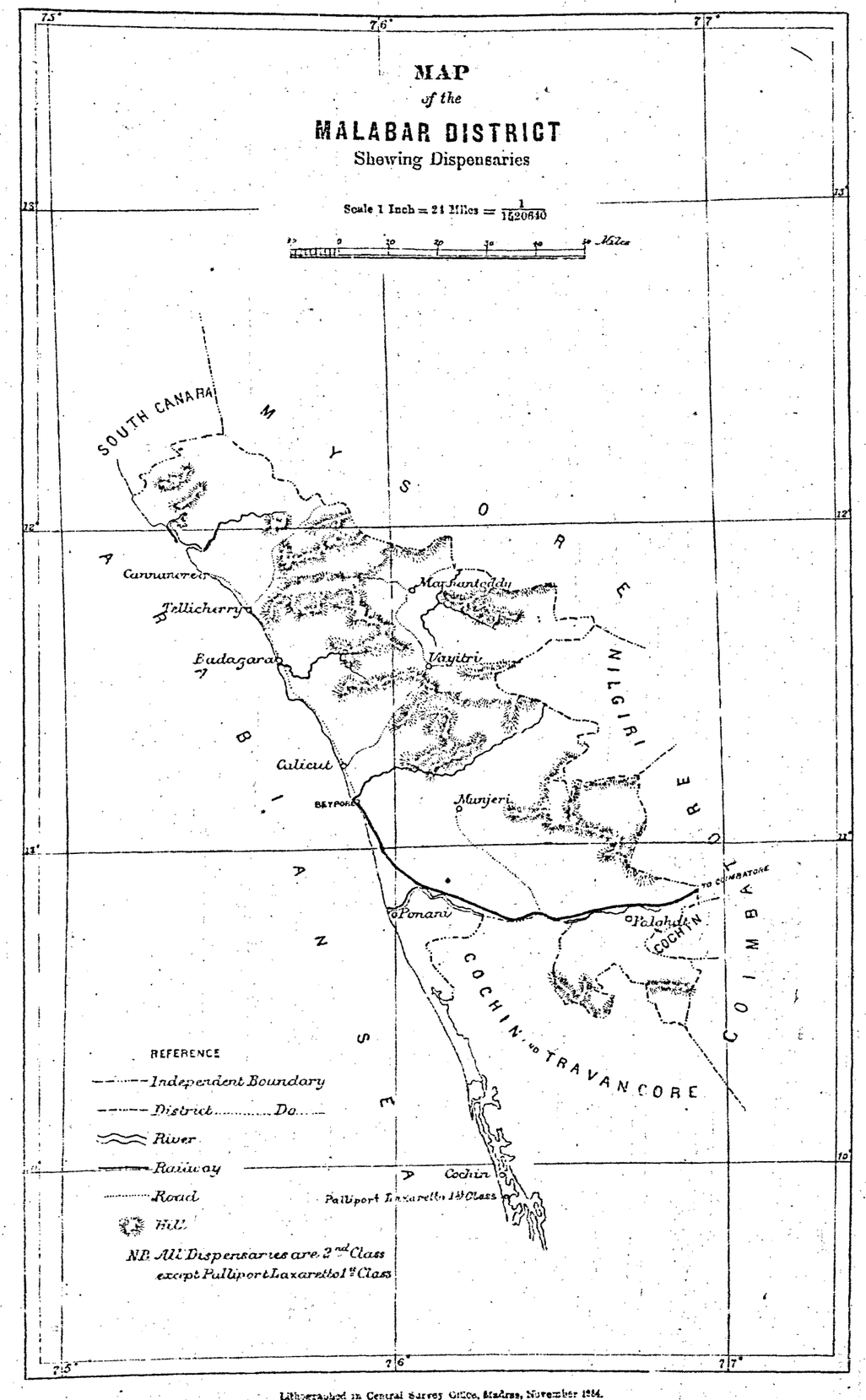

Lithographed in Central Survey Office, Madras, November 1884.

CALICUT.

Extracts from the Annual Medical Report by Surgeon-Major H. D. Cook, M.B.

Dispensary Buildings.—Still located in same building. The land on which the proposed new dispensary is to stand has not been acquired yet.

Most Common Diseases.—Dropsy, diarrhœa, dysentery, fevers, rheumatic and syphilitic affections.

Epidemics.—Small-pox has again been rife.

Attendance of Patients.—760 in and 19,374 out patients were treated, compared with 600 in and 18,508 out patients the numbers in 1882.

CANNANORE.

Extracts from the Annual Medical Report by Surgeon S. C. Sarkies.

Dispensary Buildings.—The dispensary building was thoroughly repaired during the year.

Most Common Diseases.—Ague, rheumatic affections, skin diseases, worms, injuries, and respiratory affections.

Epidemics.—26 cases of cholera occurred during the year, and of these 18 proved fatal.

Attendance of Patients.—308 in and 3,863 out patients were treated, being an increase of 60 in and 376 out door compared with 1882.

COCHIN.

Extracts from the Annual Medical Report by Brigade-Surgeon W. H. Morgan.

Dispensary Buildings.—Several repairs were effected during the year.

Most Common Diseases.—Fevers, rheumatism, anæmia, dropsy, bronchitis, and ulcer.

Epidemics.—As foreseen in the last report small-pox has continued to spread, and there appears to be no sign of abatement. There are no means of isolating the sick, and the then Magistrate, though asked at the beginning of the epidemic, could not do so. Some of the people are misled by a local print regarding the ill-effects of vaccination, and many are perfectly indifferent about protective measures. A small-pox hospital, which was presented many years ago to the Municipality, attracts people from neighbouring villages and from Native Cochin. Moreover the spread of vaccination is arrested from time to time by the want of lymph, the Municipal Vaccinator and Medical Subordinates asserting that it cannot be kept up without subjects. As Vice-President of the Municipality, I have made it incumbent on the overseers who report deaths from small-pox to report also on the back of the death reports that disinfection of the huts in which it has occurred has been carried out.

Attendance of Patients.—The daily average sick was 22·03 in-patients and 67·73 out-door patients.

MANANTODDY.

Extracts from the Annual Medical Report by Dr. A. Hewston.

Dispensary Buildings.—Repairs urgently needed.

Most Common Diseases.—Malarious fevers, skin diseases, respiratory and rheumatic affections, small-pox, diarrhœa, and dysentery.

Epidemics.—Small-pox prevailed as an epidemic during February, March, and April.

Attendance of Patients.—311 in and 2,062 out patients were treated, against 378 in and 2,116 out patients in 1882.

MANJERI.

Extracts from the Annual Medical Report by Civil Apothecary P. Bappu.

Dispensary Buildings.—Buildings have been repaired during the year. A contagious shed and almirah are needed.

Most Common Diseases.—Malarious fevers, injuries, dropsy, worms, skin diseases, ulcers.

Inspection.—Inspected twice during the year by the District Surgeon.

Attendance of Patients.—There were 12,958 out-door patients and 364 in-door patients, against 8,358 out-door and 448 in-door of the previous year.

PALGHAUT.

Extracts from the Annual Medical Report by Assistant Apothecary J. H. GOVINDSINGH.

Dispensary Buildings.—In good order.

Most Common Diseases.—Ophthalmia, worms, ague, ulcer, injuries, and debility.

Epidemics.—Cholera, small-pox, and measles prevailed to some extent during the year.

Inspection.—Inspected twice by the District Surgeon.

Attendance of Patients.—178 in and 9,409 out patients were afforded relief, compared with 164 intern and 8,252 extern patients treated in 1882.

PALLIPORT.

Extracts from the Annual Medical Report by Brigade-Surgeon W. H. MORGAN.

Dispensary Buildings.—The buildings are in fair repair, but the doors and windows of the cells are white-ant eaten, and require to be renewed.

Most Common Diseases.—Bronchitis, ulcers, fevers, and abscess, but not to such an extent as in the previous year.

Attendance of Patients.—The average in the lazaretto has been 34 except at short intervals following the death or discharge of a case till the vacancy is filled. At this date there are 24 males and 10 females.

General Remarks.—32 lepers remained on the roll on the 1st January 1883; out of these 7 left the hospital of their own accord, 1 absconded, and 3 died. There were 13 admissions during the year, and the full number for which provision has been made by Government has been kept up. Beyond a slight improvement in general health, nothing special has been noticed. The *filaria sanguinis hominis* has been searched for by the Hospital Assistant, but with no results.

On Gurgon Oil.—15 cases were under treatment: some of them have slightly improved. One of these, an anæsthetic case, appears to have derived more benefit from its use than others.

On Chaulmoogra Oil.—Of 18 cases under treatment, 10 state that they are better: a female patient, who has since left the lazaretto, seemed very much improved. The patients appear to be very fond of the remedy, as it does not require as much perseverance in its application as gurgon oil.

On Carbolic Acid Fumigation.—7 cases were under treatment. One left the hospital of his own accord, and of the 6 remaining, no marked change has been observed.

PONNANI.

Extracts from the Annual Medical Report by Civil Apothecary E. ANNASAWMI MOODELLIAR.

Dispensary Buildings.—Building requires thorough repair.

Most Common Diseases.—Worms, elephantiasis, malarial fevers, skin diseases, and anæmia.

Epidemics.—During the early part of the year there was an epidemic of small-pox.

Inspection.—Inspected twice by the District Surgeon, Malabar.

Attendance of Patients.—185 in and 5,108 out patients sought relief, compared with 148 in and 5,798 out door in the year preceding.

TELLICHERRY.

Extracts from the Annual Medical Report by Surgeon F. C. REEVES.

Dispensary Buildings.—Its only defect is a want of space in the immediate vicinity, the dispensary having not sufficient compound, and being shut in on three sides by the jail and other buildings.

Most Common Diseases.—Rheumatism, syphilis, dyspepsia, worms, ague, and general dropsy.

Attendance of Patients.—The number of in-patients during the year was 339 and of out-patients 10,079, against 307 and 7,675, respectively, in the preceding year.

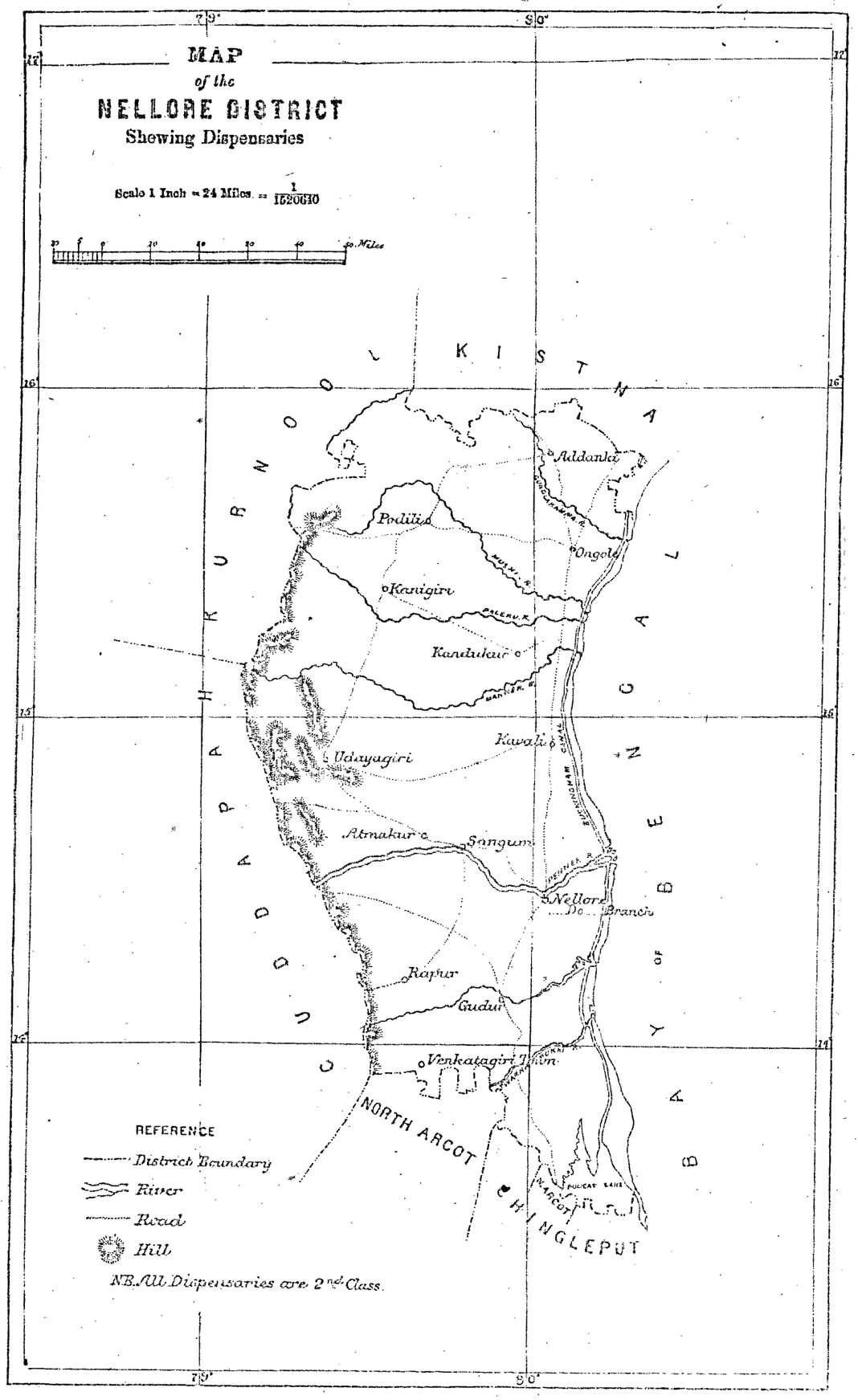

Lithographed in Central Survey Office, Madras, October 1886.

VAYETRI.

Extracts from the Annual Medical Report by Civil Apothecary C. KANNAN.

Dispensary Buildings.—The roof and floor need repair, and also the dead-house and contagious shed.

Most Common Diseases.—Ague, rheumatic and respiratory affections, general dropsy, dysentery, and ulcer.

Inspection.—Inspected once by the District Surgeon.

Attendance of Patients.—214 in and 3,766 out patients were treated, compared with 422 in and 3,438 out patients the previous year.

NELLORE DISTRICT.

ADDANKI.

Extracts from the Annual Medical Report by Third-class Hospital Assistant P. CHENCHEREDDI.

Dispensary Buildings.—Located in a rented building, in good order.

Most Common Diseases.—Skin diseases, venereal affections, and malarious diseases.

Inspection.—The District Surgeon inspected the dispensary once.

Attendance of Patients.—482 out-patients were treated.

ATMAKUR.

Extracts from the Annual Medical Report by Medical Practitioner ASADULLA KHAN.

Dispensary Buildings.—Located in a thatched building, rented by the Local Fund Board.

Most Common Diseases.—Ague, dysentery, and ulcer.

Epidemics.—Small-pox and cholera prevailed in the vicinity of the station.

Inspection.—Inspected by the District Surgeon.

Attendance of Patients.—1,756 out-patients were treated.

GUDUR.

Extracts from the Annual Medical Report by Hospital Assistant A. H. ALLEN.

Dispensary Buildings.—The building, a rented one, is not in good order.

Most Common Diseases.—Ague, rheumatic and syphilitic affections, ophthalmia and inflammation of the external ear.

Epidemics.—88 cases of cholera occurred in the station and neighbourhood.

Inspection.—Inspected twice by the District Surgeon.

Attendance of Patients.—2,644 out-patients, against 2,521 in the previous year, sought relief.

KANDAKUR.

Extracts from the Annual Medical Report by Hospital Assistant MAHOMED BAWKER.

Dispensary Buildings.—Rent paid by Local Fund, in good order.

Most Common Diseases.—Ague, rheumatism, and skin diseases.

Epidemics.—Small-pox slightly prevalent.

Inspection.—Inspected once by the Civil Surgeon.

KAVALI.

Extracts from the Annual Medical Report by Hospital Assistant J. BENJAMIN.

Dispensary Buildings.—Located in a rented house.

Most Common Diseases.—Malarious fevers, rheumatic and syphilitic affections, inflammation of the external ear, skin diseases, and ulcer.

Attendance of Patients.—Since the opening of the dispensary on the 13th July 1,133 out-patients have been under treatment.

NELLORE.

Extracts from the Annual Medical Report by Surgeon W. O'HARA.

Dispensary Buildings.—The main buildings have been recently repaired. The caste wards have also been completed and are fit for occupation. A special cook-room for the use of caste people is required.

Most Common Diseases.—Rheumatic and venereal affections, cholera, and skin diseases.

Epidemics.—Epidemic cholera prevailed from September to the end of the year.

Attendance of Patients.—671 in and 7,131 out patients were treated, against 282 in and 6,600 out patients in the previous year.

NELLORE BRANCH DISPENSARY.

Extracts from the Annual Medical Report by Civil Apothecary A. G. FONCECA.

Dispensary Buildings.—A thatched pandal has been erected.

Most Common Diseases.—Fevers, rheumatic and syphilitic affections, bronchitis, diarrhœa, and dysentery.

Epidemics.—151 cases of cholera were reported and treated, out of which 55 died.

Inspection.—Visited occasionally by the District Surgeon.

Attendance of Patients.—11,695 out-patients were treated, against 7,226 of the preceding year.

ONGOLE.

Extracts from the Annual Medical Report by Assistant Apothecary B. F. PRICHARD.

Dispensary Buildings.—Rupees 5,000 have been collected towards the expenses of erecting a new dispensary building.

Most Common Diseases.—Malarious fevers, rheumatic, venereal, and respiratory affections, inflammation of the external ear.

Inspection.—Inspected once by the District Surgeon.

Attendance of Patients.—The total number of out-door patients treated was 2,028, being 33 in excess of last year, and of in-door patients 118 or 28 less than the year previous.

RAPUR.

Extracts from the Annual Medical Report by Hospital Assistant SYED HOMED.

Dispensary Buildings.—Located in a rented house. Some furniture is required.

Most Common Diseases.—Malarious fevers, skin diseases, ulcers, abscess, and injuries.

Inspection.—Inspected once by the District Surgeon.

Attendance of Patients.—1,500 extern patients were treated.

SUNGAM PROJECT.

Extracts from the Annual Medical Report by Assistant Apothecary J. J. GOGGAN.

Dispensary Buildings.—The hospital is a temporary building. In very good condition.

Most Common Diseases.—Ague, rheumatic affections, ulcer, abscess, and boil.

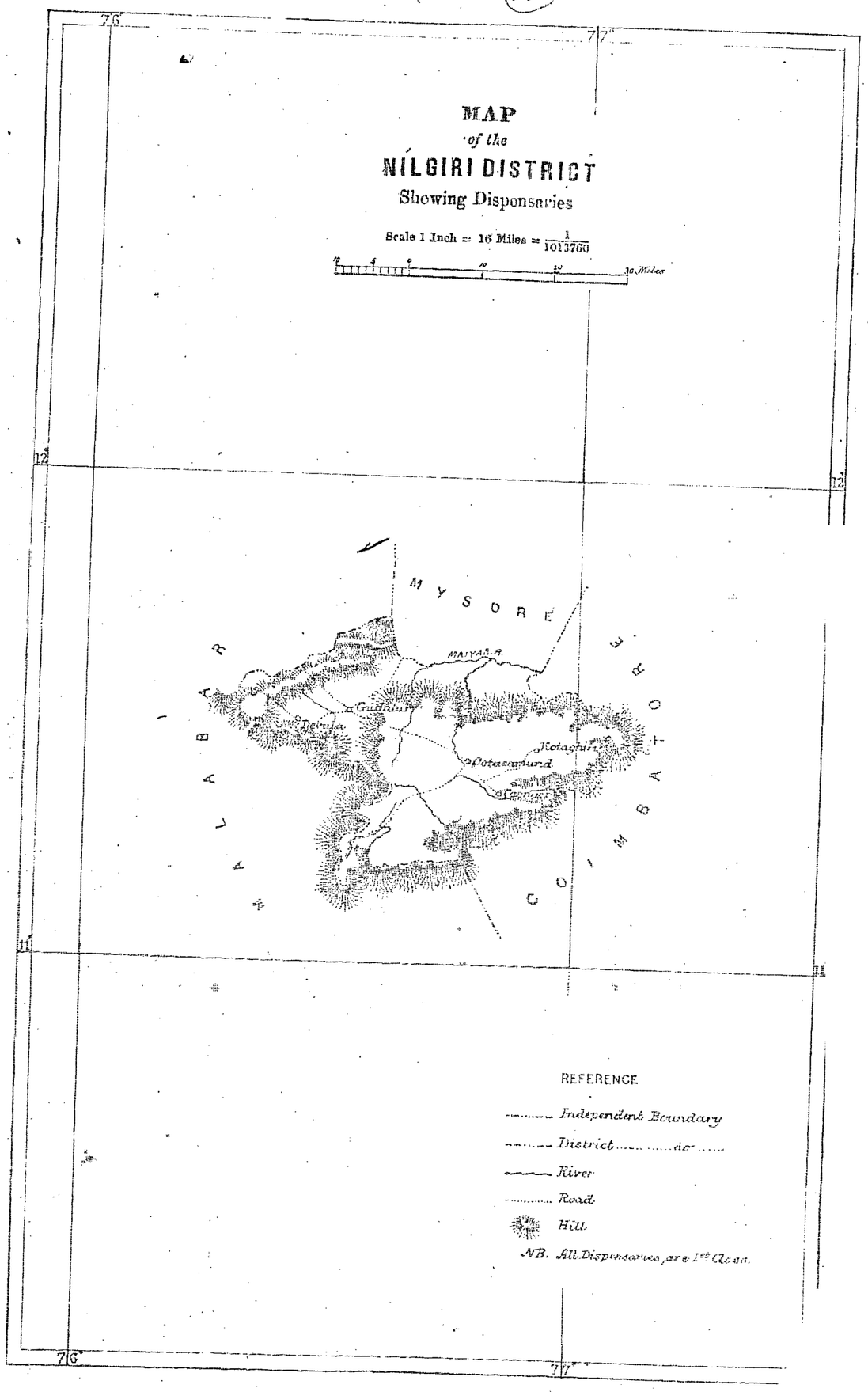

Lithographed in Central Survey Office, Madras, October 1884.

Epidemics.—Small-pox, at the beginning of the year, of a somewhat severe type, occurred among the Wodder coolies a few miles from the station. Cholera made its appearance in September, and gradually the disease progressed, becoming very severe in some of the villages near Sangam.

Inspection.—Once inspected by the District Surgeon.

Attendance of Patients.—71 intern and 1,678 extern patients were treated during the year.

UDAYAGIRI.

Extracts from the Annual Medical Report by Medical Practitioner MAHOMED SAHIB.

Dispensary Buildings.—In good order.

Most Common Diseases.—Malarious fevers, ophthalmia, inflammation of the external ear, ulcers, and injuries.

Inspection.—Once inspected by the District Surgeon.

Attendance of Patients.—1,637 out-patients were treated, being an increase of 537 over those treated in the year preceding.

VENKATAGIRI.

Extracts from the Annual Medical Report by Third-class Hospital Assistant HEDAYET KHAN.

Dispensary Buildings.—In good order.

Most Common Diseases.—Ague, rheumatic affections, ulcer, and skin diseases.

Epidemics.—Small-pox was prevalent at the beginning of the year.

Inspection.—Inspected twice by the District Surgeon.

Attendance of Patients.—2,183 out-patients came under treatment. This shows a large increase.

NÍLGIRI DISTRICT.

COONOOR.

Extracts from the Annual Medical Report by Surgeon W. E. JOHNSON, M.D.

Dispensary Buildings.—The buildings are in a good state of repair.

Most Common Diseases.—Malarious fevers, respiratory affections, worms, injuries, diarrhœa, and dysentery.

Epidemics.—About the end of December there was an outbreak of cholera on a coffee estate near Coonoor. There were 13 attacks with 7 deaths.

Inspection.—Inspected by the Surgeon-General on the 8th October.

Attendance of Patients.—There is an increase of 40 in-patients and 223 out-patients over the previous year.

General Remarks.—There has been a satisfactory increase in the subscriptions. During 1882 the subscriptions from Europeans and Natives amounted to Rs. 1,807-14-7, and during the year under report Rs. 2,158-4-0, showing an increase of Rs. 350-6-5. The native subscriptions were almost equal, being Rs. 99-14-0 in 1882 and Rs. 101-2-0 in 1883.

DEVÁLA.

Extracts from the Annual Medical Report by Assistant Apothecary P. CRUMMEY.

Dispensary Buildings.—In good repair.

Most Common Diseases.—Malarious fevers, diseases of the respiratory organs, bowel-complaints, worms, and injuries.

Inspection.—The District Surgeon inspected the hospital twice.

Attendance of Patients.—393 in-door and 2,475 out-door patients were treated, compared with 417 in and 2,506 out patients of the previous year.

GÚDALÚR.

Extracts from the Annual Medical Report by Apothecary H. WALE.

Dispensary Buildings.—No repairs have been executed during the year though sadly required. There are no quarters for the Apothecary. The water channel is out of order and bedding and clothing are needed.

Most Common Diseases.—Malarious fevers, respiratory and rheumatic affections, dysentery, diarrhœa, and worms.

Epidemics.—Small-pox was slightly prevalent.

Inspection.—Inspected twice by the Senior Medical Officer, Nílgiris.

Attendance of Patients.—264 in and 2,174 out patients were treated, being a decrease of 35 in the former and an increase of 265 in the latter class.

KÓTAGIRI.

Extracts from the Annual Medical Report by Assistant Apothecary M. A. HARDY.

Dispensary Buildings.—The dispensary building is in a fair state of repair, but it is quite unsuited for its present purposes.

Most Common Diseases.—Fevers, rheumatic and chest affections, ulcers, and injuries.

Inspection.—The Medical Officer, Coonoor, twice visited the dispensary.

Attendance of Patients.—6 in and 2,418 out patients were treated, against 38 in and 3,641 out patients in 1882.

OOTACAMUND.

Extracts from the Annual Medical Report by Surgeon-Major H. J. HAZLETT.

Dispensary Buildings.—The buildings are in excellent order and complete as regards furniture, fittings, &c. A great improvement is about to be effected in the removal of the cook-houses and latrines further back, which will allow free ventilation and better light in the main buildings. A new lying-in ward will shortly be erected in consequence of the generous gift of M.R.Ry. Thiruvangadasawmy Moodaliar of Rs. 2,666-10-8 towards its construction; the estimated cost is Rs. 4,000.

Dispensary Committee.—The managing committee met six times during the year. The ladies' sub-committee held meetings every month.

Most Common Diseases.—Malarious fever, respiratory affections, rheumatic affections, diarrhœa, ulcers, skin diseases.

Epidemics.—The first case of cholera occurred on the 26th February and several others in the same and the following month. The exact number apparently is not correctly known, but 8 deaths were reported. Nearly all the cases were imported. The other epidemics were chicken-pox, whooping-cough, and measles.

Inspection.—The Surgeon-General inspected the dispensary frequently.

Attendance of Patients.—640 in-door and 9,817 out-door patients were treated, against 648 in and 7,302 out patients in 1882.

SALEM DISTRICT.

ATÚR.

Extracts from the Annual Medical Report by Civil Apothecary W. J. DUNLOP.

Dispensary Buildings.—In fair order: they require some trifling repairs.

Most Common Diseases.—Ague, ulcers, skin diseases, and injuries.

Epidemics.—Cholera made its appearance in the town in the month of January and continued till the 12th February. It appeared on the 13th June and continued up to 3rd August, and lastly it appeared again on the 2nd December and has continued up to the present date.

Inspection.—The District Surgeon inspected the dispensary on the 12th October.

Attendance of Patients.—103 in and 6,065 out patients were treated, against 4,960 out and 71 in patients of the preceding year.

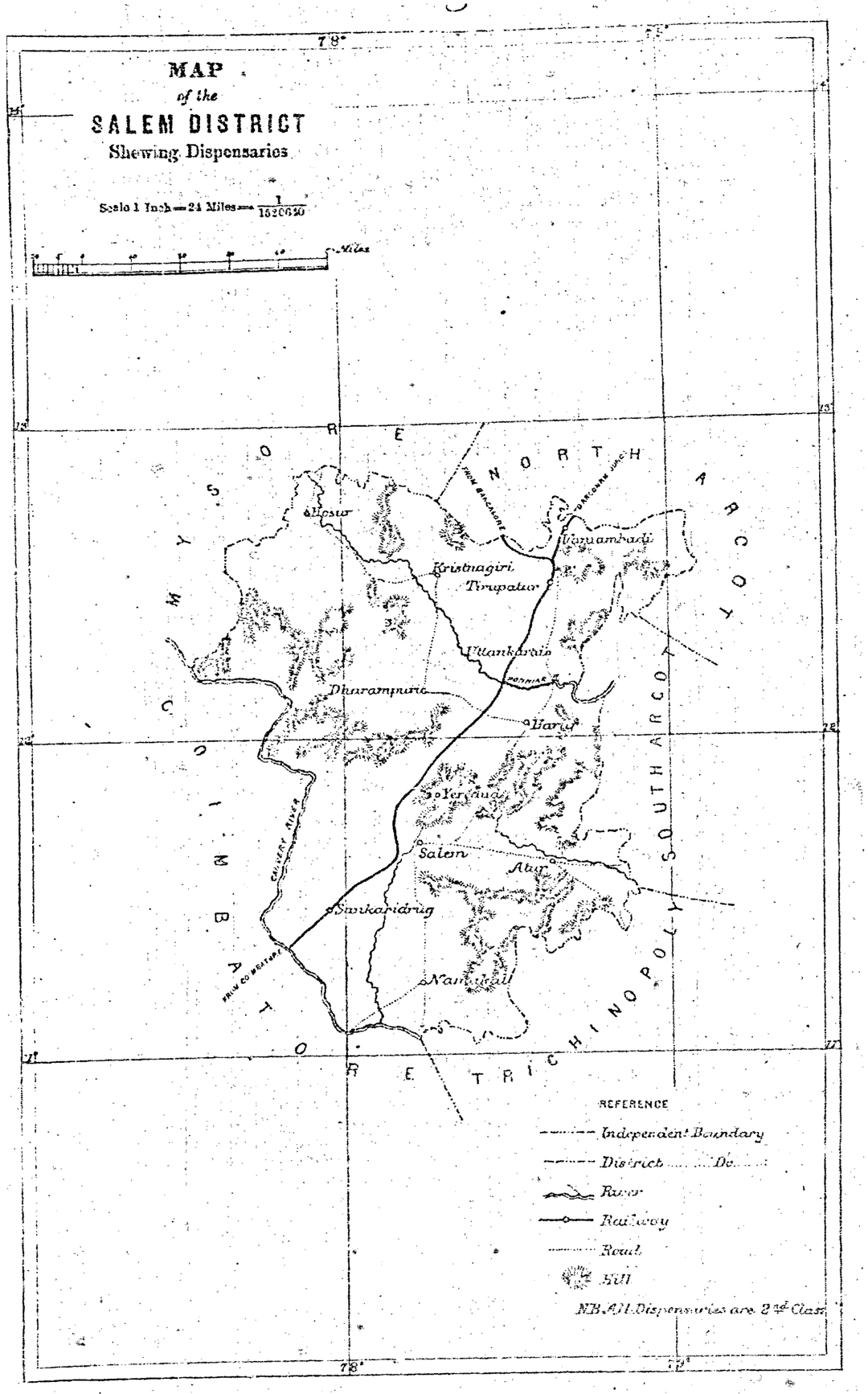

Lithographed in Central Survey Office, Madras, October 1884.

(52)

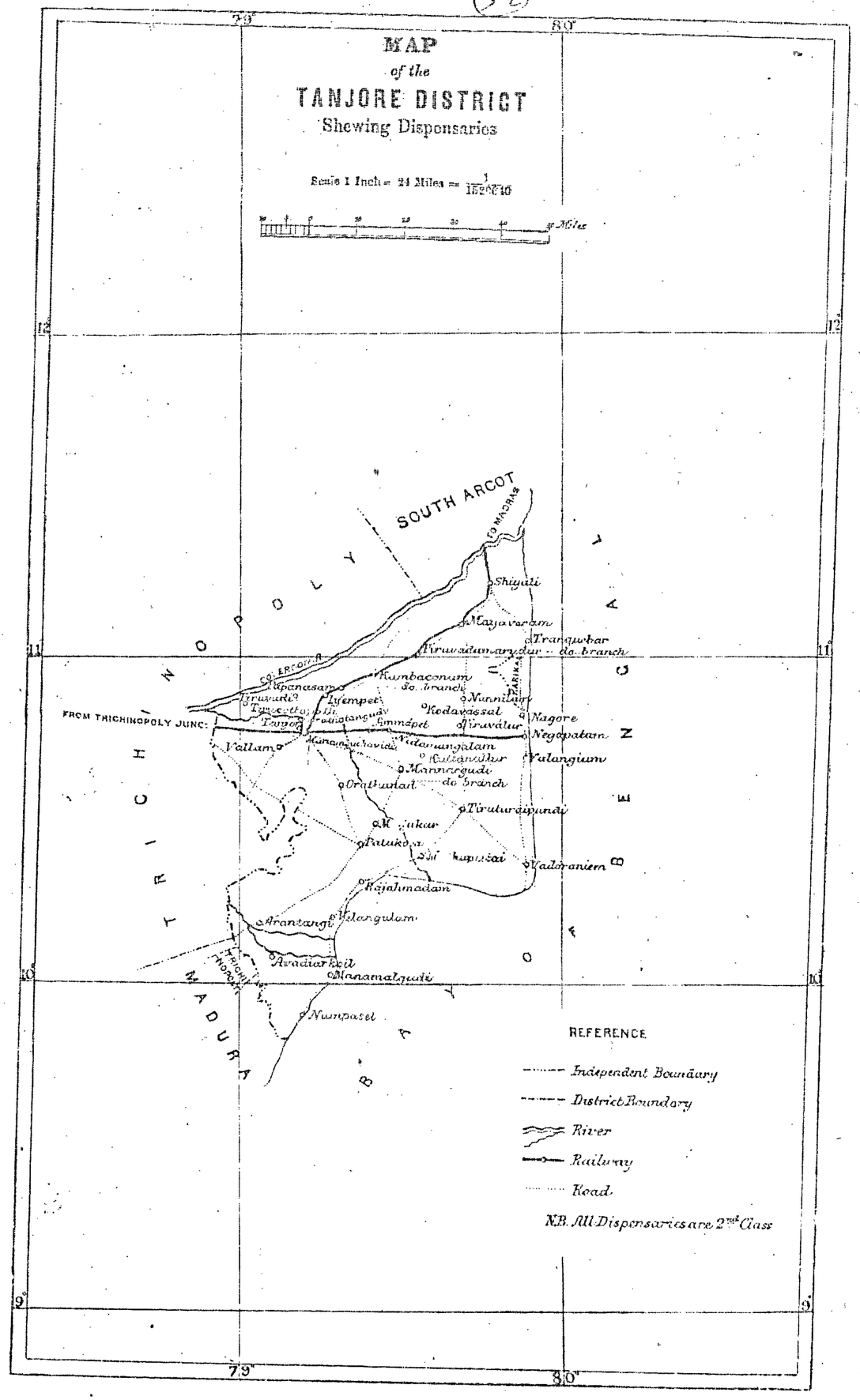

Lithographed in Central Survey Office, Madras, October 1884.

57

DHARMAPURI.

Extracts from the Annual Medical Report by Civil Apothecary G. E. LEACH.

Dispensary Buildings.—The building leaks in several places.

Most Common Diseases.—Ague, skin diseases, rheumatic and respiratory affections, injuries, lcer, ophthalmia.

Attendance of Patients.—96 intern and 4,799 extern patients were treated, against 90 in and ,130 out patients in the previous year.

HARUR.

Extracts from the Annual Medical Report by Second-class Hospital Assistant B. LALSINGH, No. 126.

Dispensary Buildings.—In good condition. The leakage reported last year has been ›paired.

Most Common Diseases.—Malarious fevers, ophthalmia, ulcers, skin diseases, and injuries.

Epidemics.—There was an outbreak of small-pox in the town and its suburbs. The disease roke out in July and raged till the end of September.

Inspection.—Inspected once by the District Surgeon.

Attendance of Patients.—54 in and 4,060 out patients were treated, against 47 in and 3,016 ut patients in 1882.

HOSÚR.

Extracts from the Annual Medical R port by Civil Apothecary B. F. POWELL.

Dispensary Buildings.—Repairs are needed and sanction has been accorded for them.

Most Common Diseases.—Fevers, ophthalmia, worms, ulcers, and skin disease.

Inspection.—The District Surgeon inspected the dispensary in November.

Attendance of Patients.—6,131 out-patients were treated, against 6,688 of the year revious and 80 in-patients contrasted with 63 in 1882.

KRISHNAGIRI.

Extracts from the Annual Medical Report by Civil Apothecary EUNOOS KHAN.

Dispensary Buildings.—Buildings in good order. The *post-mortem* and contagious sheds ›ed repair.

Most Common Diseases.—Ophthalmia, ague, ulcers, skin diseases, and injuries.

Epidemics.—Cholera was brought into Kavanpatnam, a village 7 miles from Krishnagiri, y a pilgrim returning from Tirupati about the end of October. From Kavanpatnam on the ver Pénner it extended to other villages, also situated on the river bank downwards in the ›urse of its stream.

Attendance of Patients.—85 in and 5,329 out patients were treated, against 78 in and 5,257 the year preceding.

NÁMAKAL.

Extracts from the Annual Medical Report by First-class Hospital Assistant SHAIK TIPPOO SAHIB, No. 84.

Dispensary Buildings.—The building leaks in places. Other minor repairs are needed.

Most Common Diseases.—Ulcers, abscess, skin diseases, inflammation of the external ear, ›hthalmia.

Epidemics.—Cholera during the last quarter of the year was prevalent in the taluk.

Inspection.—Inspected twice by the District Surgeon.

Attendance of Patients.—49 in and 4,667 out patients were treated, compared with 60 in d 5,130 out door patients in 1882.

SALEM.

Extracts from the Annual Medical Report by Surgeon-Major A. L. HACKETT.

Dispensary Buildings.—Building not very suitable in regard to accommodation.

Most Common Diseases.—Malarious fevers, syphilitic affections, skin diseases, ulcer, and cholera.

Epidemics.—In Salem town cholera prevailed more or less during the whole year under notice, and the general health of the people was bad. It made its appearance on the 13th December 1882, having been clearly imported from Trichinopoly. Up to 31st December 1883 1,292 cases occurred with 570 casualties.

Inspection.—The Surgeon-General made his annual inspection on 17th October 1883.

Attendance of Patients.—328 in and 15,615 out patients were treated, against 332 in and 12,946 out patients in the year preceding.

SANKARIDRUG.

Extracts from the Annual Medical Report by First-class Hospital Assistant NARRAINASAWMY PILLAY.

Dispensary Buildings.—In good order.

Most Common Diseases.—Fever, rheumatic affections, ophthalmia, inflammation of the memb. tymp., skin diseases, and ulcer.

Epidemics.—Six cases of cholera occurred: four of them were travellers from Salem and other places when the disease was rife, and the others, though natives of the place, had just returned from an epidemic area.

Attendance of Patients.—85 in and 4,606 out patients were treated, compared with 81 in and 5,196 out patients in 1882.

TIRUPATÚR.

Extracts from the Annual Medical Report by Civil Apothecary G. M. GREEN.

Dispensary Buildings.—The buildings leak and need repair.

Most Common Diseases.—Ague, rheumatic and syphilitic affections, ulcers, and skin diseases.

Epidemics.—Cholera was imported from Vániyambádi on the 13th November: 77 cases were treated.

Inspection.—Inspected once by the District Surgeon.

Attendance of Patients.—137 in and 4,603 out patients were treated.

ÚTTANKARAI.

Extracts from the Annual Medical Report by Civil Hospital Assistant V. COOMARASAWMY MOODELLY, No. 303.

Dispensary Buildings.—In good repair. Whitewashing is required.

Most Common Diseases.—Malarious fever, eye diseases, rheumatism, ulcer, and boil.

Inspection.—Inspected once by the District Surgeon.

Attendance of Patients.—2,025 out-patients were treated, being a decrease of 134 when compared with the previous year.

VÁNIYAMBÁDI.

Extracts from the Annual Medical Report by Civil Hospital Assistant S. STEADY, No. 265.

Dispensary Buildings.—No material change has taken place in the buildings since last report. A poison shelf is much needed. The establishment is insufficient.

Most Common Diseases.—Ulcers, skin diseases, cholera, conjunctivitis, rheumatic and ear affections.

53

Epidemics.—Cholera broke out in this town on the 15th October. It was introduced by a cholera patient who was brought in the train from Tirupati. 700 cases of the disease were treated, of which 339 proved fatal.

Inspection.—Inspected by the District Surgeon in November.

Attendance of Patients.—4,856 out-patients were treated.

YERCAUD.

Extracts from the Annual Medical Report by Civil Apothecary S. P. BROWNE.

Dispensary Buildings.—In good order.

Most Common Diseases.—Malarious fevers, diarrhœa, injuries, rheumatic and respiratory affections.

Epidemics.—Nine cases of cholera occurred in a village at some distance from the station and small-pox prevailed to a slight extent.

Inspection.—Inspected twice by the District Surgeon.

Attendance of Patients.—137 in and 4,806 out patients came under treatment. In 1882 the numbers were 117 in and 4,820 out patients.

TANJORE DISTRICT.

AMMÁPET.

Extracts from the Annual Medical Report by Hospital Assistant C. GNANAPRAGASUM, No. 205.

Dispensary Buildings.—In good order; rented by Local Fund Board.

Most Common Diseases.—Skin diseases, ophthalmia, ulcer, diseases of digestive system, and rheumatic affections.

Epidemics.—Cholera is said to have been hanging about the district since 1881, and few cases occurred in the station during December.

Inspection.—Inspected twice by the District Surgeon.

Attendance of Patients.—Daily average attendance for 1883 31·50 as compared with 27·21 for 1882.

General Remarks.—Sanitary condition unsatisfactory.

ARANTÁNGI.

Extracts from the Annual Medical Report by Third-class Hospital Assistant NARRAINSAWMY NAIDOO, No. 212.

Dispensary Buildings.—Located in a rented building.

Most Common Diseases.—Conjunctivitis, ulcer, skin diseases, rheumatic affections, and fevers.

Epidemics.—Cholera broke out in the town and its vicinity in the month of January, but not in a virulent form.

Inspection.—Inspected twice by the District Surgeon.

Attendance of Patients.—8,346 out-door patients were treated.

AVIDIARCOVIL.

Extracts from the Annual Medical Report by Second-class Hospital Assistant P. MOOTHOOSAWMY PILLAY, No. 147.

Dispensary Buildings.—In good order.

Most Common Diseases.—Rheumatism, conjunctivitis, dyspepsia, dysentery, diarrhœa, fever, and skin diseases.

Epidemics.—19 cases of cholera came under treatment at the beginning of the year.

Inspection.—Twice inspected by the District Surgeon.

Attendance of Patients.—3,928 out-patients were treated, against 2,718 in 1882.

AYYAMPET.

Extracts from the Annual Medical Report by Third-class Hospital Assistant A. VISVANADA PILLAI, No. 242.

Dispensary Buildings.—A rented house. The flooring is very damp during the rainy season.

Most Common Diseases.—Fevers, rheumatic affections, ophthalmia, and intestinal diseases.

Epidemics.—Cholera occurred in an epidemic form during the first and latter part of the year.

Inspection.—Inspected twice by the District Surgeon, Tanjore.

Attendance of Patients.—6,311 extern patients sought relief, against 3,265 in 1882.

KUTTANALLUR.

Extracts from the Annual Medical Report by Civil Hospital Assistant M. MOOTHOOSAWMY, No. 210.

Dispensary Buildings.—Located in a rented building, which is suitable and easily accessible to the public.

Most Common Diseases.—Worms, skin diseases, ulcers, ophthalmia, and rheumatic affections.

Epidemics.—Four cases of cholera were treated in February and 14 in December.

Inspection.—The District Surgeon inspected the dispensary twice.

Attendance of Patients.—4,380 out-patients against 2,619 in 1882 were treated.

General Remarks.—This dispensary, which was first started in August 1880 at Perurlandum, was transferred to the present locality at the close of January, owing to the small number of out-patients attending the dispensary at the former place. The average daily attendance has since the removal greatly increased.

KUDAVASAL.

Extracts from the Annual Medical Report by Third-class Hospital Assistant V. A. IYAHCUNNOO PILLAI, No. 218.

Dispensary Buildings.—Located in a private house, which needs a good deal of repairs.

Most Common Diseases.—Ophthalmia, ulcers, skin diseases, abscess, boils, and whitlow.

Epidemics.—A few cases of cholera occurred during the first quarter of the year. A fresh epidemic of cholera of a very virulent type has broken out since the month of November and is still continuing.

Inspection.—Inspected by the Civil Surgeon, Tranquebar, on the 24th August.

Attendance of Patients.—6,432 out-patients attended, against 6,346 in the previous year.

MANUMBOOCHAVADY AND KARANTHATANGUDI.

Extracts from the Annual Medical Report by Second-class Hospital Assistant V. V. RAMASAWMY NAIDU, No. 146.

Dispensary Buildings.—In good state of repair.

Most Common Diseases.—Bowel diseases, rheumatic affections, malarious fevers, ophthalmia, and ulcers.

Epidemics.—Cholera, the only epidemic, prevailed more or less during the first quarter of the year and recurred on the 18th October. It was brought into the town by pilgrims from Tirupati.

Inspection.—The District Surgeon continues to inspect frequently as usual.

Attendance of Patients.—19,231 out-patients were afforded relief, against 16,108 in 1882.

54

KUMBAKÓNAM.

Extracts from the Annual Medical Report by Apothecary J. G. ASHWORTH.

Dispensary Buildings.—As mentioned in the previous year's report, the estimate amounting to Rs.13,084, was sanctioned for the extension of the main building or male wards. The work has been commenced, and it is hoped, will be completed during the current year. The cholera shed was repaired and a dead-house is also in course of construction.

Most Common Diseases.—Fevers, rheumatic and respiratory affections, anæmia, ophthalmia, and diseases of the ear.

Epidemics.—The epidemic of cholera which commenced in December 1882 continued up to the end of February of this year. An out-break occurred in August, but ceased very suddenly. It again appeared on the 4th December, and still continues. The total number of cases reported for the year was 328 with 150 deaths.

Inspection.—Two inspections were made by the District Surgeon during the year.

Attendance of Patients.—7,636 out and 510 in patients attended the hospital against 6,714 out and 415 in door patients in the previous year.

KUMBAKÓNAM BRANCH DISPENSARY.

Extracts from the Annual Medical Report by Second-class Hospital Assistant C. SOOBAROYALU NAIDU, No. 123.

Dispensary Buildings.—Dispensary said to be inconveniently situated. Lately repaired.

Most Common Diseases.—Skin diseases, inflammation of external ear, ulcer, injuries, and ophthalmia.

Inspection.—Twice visited by the District Surgeon.

Attendance of Patients.—10,217 out patients were treated, compared with 9,022 in the previous year.

MADUKUR.

Extracts from the Annual Medical Report by Third-class Hospital Assistant C. PARTHASARATHY, No. 230.

Dispensary Buildings.—Rented building; accommodation insufficient.

Most Common Diseases.—Fevers, rheumatic affections, ophthalmia, and ear diseases.

Inspection.—Inspected twice in the year by the District Surgeon, Tanjore.

Attendance of Patients.—The total number of out-patients treated was 5,811, against 4,926 of 1882.

MANAMELGOODY.

Extracts from the Annual Medical Report by Civil Hospital Assistant T. SAMINATH PILLAY, No. 325.

Dispensary Buildings.—In good order.

Most Common Diseases.—Ophthalmia, ulcer, fever, worms, and dysentery.

Inspection.—Inspected once by the Civil Surgeon.

Attendance of Patients.—Out-patients show a decrease of 274. 2,290 against 2,564 of previous year.

General Remarks.—No conservancy carts; sanitary condition bad.

MANNÁRGUDI.

Extracts from the Annual Medical Report by First-class Assistant Apothecary J. JOHN.

Dispensary Buildings.—The buildings are under repair.

Most Common Diseases.—Worms, ulcers, abscess, rheumatic and syphilitic affections, and labour.

Epidemics.—The cholera epidemic which broke out in December 1882 lingered on till February last. There were 118 admissions and 42 deaths.

Inspection.—The District Surgeon inspected the dispensary twice during the year.

Attendance of Patients.—The number of admission among in-door patients when compared with last year shows an increase of 68. Among out-door patients there is an increase of 2,397.

General Remarks.—The District Surgeon during his inspection in February having considered that the present hospital was insufficient for a town of 6 square miles and a population of upwards of 17,000, recommended the opening of a branch hospital for out-patients only in the western portion of the town which is densely populated. Accordingly one was opened in May last, and was placed in charge of the Hospital Assistant attached to the present dispensary; but I regret to say that the new dispensary did not prove to be a success, as the site chosen was not a good one. It has been recommended to remove the dispensary to a more suitable spot.

BRANCH DISPENSARY AT MANNÁRGUDI.

Extracts from the Annual Medical Report by Third-class Hospital Assistant
J. SAVARIRAYA PILLAI, No. 187.

Dispensary Buildings.—Located in a rented building. Opened for the treatment of out-patients only on the 11th May.

Most Common Diseases.—Rheumatic affections, sore-eyes, worms, constipation, and ulcer.

Inspection.—The District Surgeon inspected the dispensary on the 7th September.

Attendance of Patients.—1,092 out-patients have been treated.

MÁYAVARAM.

Extracts from the Annual Medical Report by Civil Apothecary
P. D. S. AMIRTHASAWMY PILLAY.

Dispensary Buildings.—Since the last annual report a dead-house has been built.

Most Common Diseases.—Rheumatic and syphilitic affections, dropsy, fevers, and cholera.

Epidemics.—Cholera was epidemic during the year and is still continuing.

Inspection.—Inspected by the Civil Surgeon of Tranquebar.

Attendance of Patients.—When compared with last year, there is an increase of 1,055 out-patients and 28 in-patients. The midwife attended 172 cases against 192 of the preceding year.

MUTUPET.

Extracts from the Annual Medical Report by Third-class Hospital Assistant
M. SANTHAPPA PILLAY, No. 260.

Dispensary Buildings.—The new building is now in occupation. A compound wall and dead-house are wanted.

Most Common Diseases.—Malarious fevers, rheumatic and syphilitic affections, diseases of the eye and ear.

Epidemics.—Epidemic cholera made its appearance in the latter part of November and is still prevailing. There were 85 cases of cholera admitted from the station and its vicinity; 27 of these proved fatal.

Inspection.—Inspected by the Civil Surgeon, Tranquebar, on 30th August.

Attendance of Patients.—The average daily attendance was 39·24, against 27·33 the previous year.

MIMISAL.

Extracts from the Annual Medical Report by Civil Hospital Assistant
N. DEVASIGAMONEY MUDELLY, No. 207.

Dispensary Buildings.—The in-patients are located in a cattle shed, the sexes not being separated. The out-patients are seen in a shed a hundred yards off. Accommodation quite unsuitable.

55

Most Common Diseases.—Fevers, rheumatic affections, ophthalmia, ulcer, and skin diseases.

Inspection.—Twice inspected by the District Surgeon.

Attendance of Patients.—129 in and 2,299 out patients were treated, against 127 in and 1,209 out patients in 1882.

NAGORE.

Extracts from the Annual Medical Report by Hospital Assistant
P. NAGAPPA PILLAY.

Dispensary Buildings.—In good order.

Most Common Diseases.—Fever, rheumatic affections, ophthalmia, worms, ulcers, and skin diseases.

Epidemics.—Cholera was epidemic at the beginning of the year and again in October. Of 265 persons attacked, 158 succumbed.

Inspection.—Inspected by the Surgeon-General on the 1st December. The Honorary Surgeon, Civil Dispensary, Negapatam, visited the dispensary on several occasions.

Attendance of Patients.—6,994 patients were treated, against 6,762 in the previous year.

NANNILAM.

Extracts from the Annual Medical Report by Second-class Hospital Assistant
M. MANICKAM MOODELLY, No. 111.

Dispensary Buildings.—In good order.

Most Common Diseases.—Ague, rheumatic affections, constipation, ophthalmia, dyspepsia, worms, and cholera.

Epidemics.—Cholera was prevalent up to March, then ceased, but reappeared in December, 34 cases and 9 deaths; small-pox also prevalent.

Inspection.—Inspected by the Civil Surgeon.

Attendance of Patients.—This year out-patients 4,908 against 3,982 last year. No in-patients.

NEGAPATAM.

Extracts from the Annual Medical Report by Honorary Surgeon
E. A. MORRIS, L.R.C.P. & S.E.

Dispensary Buildings.—In good order.

Most Common Diseases.—Rheumatism, ophthalmia, diarrhœa, ulcer, skin diseases, and injuries.

Epidemic.—Cholera made its appearance in the town twice during the year, the first outbreak was from 19th January to 6th February, the second from 29th August, and has not left the town since; in all 148 cases occurred with 87 deaths. Small-pox was never absent from the municipal limit.

Inspection.—Inspected by the Surgeon-General on the 1st December.

Attendance of Patients.—The daily average attendance was 13·98 in and 89·98 out patients, compared with 14·1 in and 84·3 out patients in 1882.

NIDÁMANGALAM.

Extracts from the Annual Medical Report by First-class Hospital Assistant
M. LUTCHMANA MOODELLY, No. 78.

Dispensary Buildings.—In good order; cots insufficient.

Most Common Diseases.—Fevers, conjunctivitis, rheumatic affections, skin diseases, ulcers, and injuries.

Inspection.—Twice visited by the District Surgeon.

Attendance of Patients.—193 in and 5,377 out patients were treated, against 311 in and 5,076 out door patients in the previous year.

ORATTANAD.

Extracts from the Annual Medical Report by Second-class Hospital Assistant R. RAGAVALOO NAIDU.

Dispensary Buildings.—Located in the chattram which is unsuited to the purpose.

Most Common Diseases.—General debility, fevers, anæmia, ophthalmia, skin diseases, and ulcers.

Epidemics.—Cholera prevailed in an epidemic form during the latter part of the year.

Inspection.—Inspected twice by the District Surgeon.

Attendance of Patients.—228 in and 8,500 out patients were treated, against 340 in and 5,370 out patients in the year preceding.

PÁPANÁSAM.

Extracts from the Annual Medical Report by Civil Hospital Assistant M. ABBOYEE NAIDU, No. 213.

Dispensary Buildings.—Dispensary removed during the year from the chattram to a suitable house.

Most Common Diseases.—Fevers, rheumatic affections, ophthalmia, inflammation of the external ear, and respiratory affections.

Epidemics.—Cholera has appeared three times during the year; 63 cases were under treatment.

Inspection.—Inspected twice by the District Surgeon during the year.

Attendance of Patients.—6,409 out-patients were treated, against 3,567 in 1882.

PATUKÓTA.

Extracts from the Annual Medical Report by Civil Apothecary M. DENADAYALU.

Dispensary Buildings.—The building, a new one lately occupied, needs a little repair to the roof and a little change in the latrines.

Most Common Diseases.—Ague, ulcers, rheumatism, worms, and skin diseases.

Inspection.—Inspected twice by the District Surgeon.

Attendance of Patients.—21 in and 5,215 out patients were treated, against 4,662 out-patients in the previous year.

RAJAHMADAM.

Extracts from the Annual Medical Report by Second-class Hospital Assistant C. MOORUGASEM MOODELLY, No. 169.

Dispensary Buildings.—Buildings unsuitable; a new one is in contemplation, but the site has not yet been fixed.

Most Common Diseases.—Ophthalmia, fevers, abscess, ulcers, skin diseases, and rheumatic affections.

Inspection.—Twice inspected by the District Surgeon.

Attendance of Patients.—103 in and 4,616 out patients were afforded relief, compared with 147 in and 3,745 out patients in the previous year.

SHIYÁLI.

Extracts from the Annual Medical Report by First-class Hospital Assistant C. NAGARUTHNA MOODELLYAR, No. 55.

Dispensary Buildings.—Building leaks very much.

Most Common Diseases.—Rheumatic and syphilitic affections, anæmia, ulcer, debility, and injuries.

Epidemics.—Cholera commenced in August and still continues.

Inspection.—Inspected by the District Surgeon and by the Surgeon-General.

Attendance of Patients.—99 in and 6,400 out patients were treated, against 96 in and 5,885 out patients in the previous year.

56

TANJORE.

Extracts from the Annual Medical Report by Brigade-Surgeon E. E. LLOYD.

Dispensary Buildings.—Being repaired.

Most Common Diseases.—Syphilis, rheumatism, dropsies, dysentery, and diarrhœa.

Epidemics.—Cholera was prevalent up to March, then ceased, but reappeared again in October.

Inspection.—Inspected by the Surgeon-General with the Government of Madras in November last.

Attendance of Patients.—

—	In-patients.	Out-patients.
1882	1,093	17,883
1883	834	15,393

General Remarks.—Considerable improvements have been made in the sanitary arrangements of the town.

TIRUKATTUPALLY.

Extracts from the Annual Medical Report by Civil Hospital Assistant N. RUNGASAWMY NAIDU, No. 182.

Dispensary Buildings.—Located in a private house which is said to be unsuitable.

Most Common Diseases.—Malarious fevers, rheumatic affections, ophthalmia, worms, skin diseases, and ulcers.

Epidemics.—Cholera prevailed in this and surrounding villages during the first and last quarters of the year. 88 cases were treated with 32 deaths.

Inspection.—Inspected by the District Surgeon twice during the year.

Attendance of Patients.—9,266 out-patients were treated, compared with 6,910 in 1882.

TIRUTURAIPÚNDI.

Extracts from the Annual Medical Report by Civil Apothecary CHARLES A. BAMFORD.

Dispensary Buildings.—Both the male and the female wards are in a dangerous condition from the flat tiles falling from their roofs. The female ward (which is the worse of the two) has been closed lately, and a similar course will have to be followed with regard to the male ward also, unless it be remedied in time. The flooring of these wards also require repairs; other repairs are badly needed.

Most Common Diseases.—Malarious fevers, worms, ulcer, skin diseases, and injuries.

Epidemics.—There were a few sporadic cases of cholera during the early part of November, but since the beginning of December it has prevailed in an epidemic form in this taluk.

Inspection.—Inspected by the Zillah Surgeon, Tranquebar, in August.

Attendance of Patients.—7,951 out-patients were treated against 8,488 in 1882. 164 in-patients were afforded relief; this being the first year that such cases have been admitted.

TIRUVADAMARUDÚR.

Extracts from the Annual Medical Report by Civil Hospital Assistant K. M. STEEENEVASSA NAIDU, No. 219.

Dispensary Buildings.—Repairs are needed.

Most Common Diseases.—Fevers, rheumatic affections, inflammation of the external ear, diarrhœa, worms, and abscess.

Epidemics.—Cholera was epidemic in the station and its neighbourhood up to March. Since then it has recurred.

Inspection.—Inspected twice by the District Surgeon.

Attendance of Patients.—6,093 out-patients were treated during the year.

TIRUVADI.

Extracts from the Annual Medical Report by First-class Hospital Assistant C. COOMARASAWMY MUDELLIAR, No. 66.

Dispensary Building.—Is said not to be conveniently situated; ventilation bad.

Most Common Diseases.—Ague, cholera, rheumatism, venereal affections, and anæmia.

Epidemics.—Cholera prevailed to a small extent in the town and the surrounding villages during the early and latter parts of the year.

Inspection.—Inspected twice by the District Surgeon.

Attendance of Patients.—6,776 out-patients were treated, compared with 5,338 of the previous year.

TIRUVALLÚR.

Extracts from the Annual Medical Report by First-class Hospital Assistant LOGANATHUM PERUMAL, No. 54.

Dispensary Buildings.—In good repair; accommodation is said to be insufficient.

Most Common Diseases.—Rheumatic affections, ophthalmia, worms, skin diseases, and ulcer.

Inspection.—Inspected by the Civil Surgeon, Tranquebar, on the 27th August.

Attendance of Patients.—10,093 patients were afforded relief, against 10,598 in 1882.

TRANQUEBAR.

Extracts from the Annual Medical Report by Surgeon F. CLARENCE SMITH.

Dispensary Buildings.—A dead-house, infectious shed, and compound wall are still needed; some minor repairs have been executed.

Most Common Diseases.—Ulcers, ophthalmia, skin diseases, worms, injuries, and abscess.

Epidemics.—Cholera has been hovering about the neighbourhood during the greater part of the year and appeared in an epidemic form during the months of July and August. 77 cases were treated and 27 of these died; the epidemic was apparently of a mild type.

Inspection.—The Surgeon-General inspected the dispensaries and station early in December.

Attendance of Patients.—199 intern and 5,582 extern patients have been treated, against 5,292 in the year preceding.

TRANQUEBAR BRANCH DISPENSARY.

Extracts from the Annual Medical Report by Surgeon F. CLARENCE SMITH.

Dispensary Buildings.—It has been repaired during the year, and is now in a fair state of repair.

Most Common Diseases.—Ulcers, ophthalmia, malarious fevers, worms, and abscess.

Inspection.—The Surgeon-General inspected the dispensary on the 3rd December.

Attendance of Patients.—The total number of out-patients treated has been 5,134, 1,330 more than last year.

VEDARNIEM.

Extracts from the Annual Medical Report by Third-class Hospital Assistant P. VEERABATHERA PILLAY, No. 327.

Dispensary Buildings.—Repairs are needed, as also a latrine and dead-house.

Most Common Diseases.—Fevers, rheumatic affections, bowel-complaints, ulcers, skin diseases, and injuries.

Inspection.—Inspected twice by the Civil Surgeon, Tranquebar.

Attendance of Patients.—4,161 out-patients were treated, being a decrease of 527 compared with 1882.

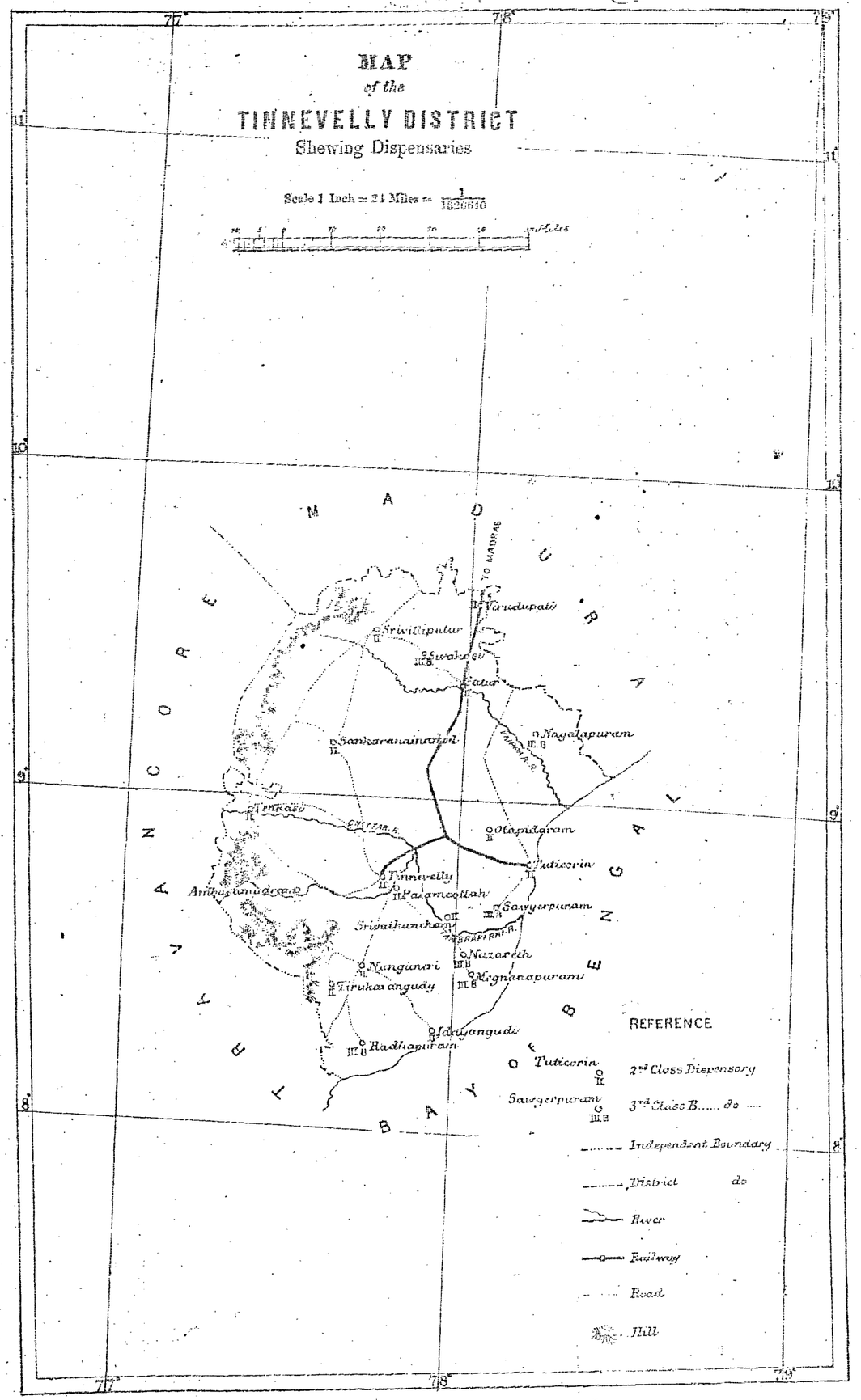

Lithographed in Central Survey Office, Madras, October 1884.

VALANGIMAN.

Extracts from the Annual Medical Report by Civil Hospital Assistant C. V. GOVINDASAWMY NAIDU, No. 238.

Dispensary Buildings.—Located in a rented building, which is a chattram; it needs white-washing and repairs.

Most Common Diseases.—Cholera, rheumatic affections, ophthalmia, ulcer, diseases of the skin.

Epidemics.—Cholera was prevalent in the first two, and again in the last two months of the year.

Inspection.—Twice inspected by the District Surgeon.

Attendance of Patients.—5,360 out-patients, against 4,273 of the year previous, were treated.

VELANGULAM.

Extracts from the Annual Medical Report by Third-class Hospital Assistant R. OLAGASUNDARAM PILLAY, No. 243.

Dispensary Buildings.—The in-patients' ward, which is a thatched one, is in a very bad state of repair and not fit for the purpose.

Most Common Diseases.—Fevers, respiratory and rheumatic affections, ulcers, ophthalmia.

Inspection.—Inspected twice by the District Surgeon since its establishment—on the 9th February and again on the 11th September 1883.

Attendance of Patients.—122 in-door and 1,936 out-door patients were treated.

VALLAM.

Extracts from the Annual Medical Report by Second-class Hospital Assistant T. GANAPATHY PILLAY, No. 125.

Dispensary Buildings.—Located in the same old building which frequently requires repairing.

Most Common Diseases.—Ophthalmia, dyspepsia, ulcers, fevers, and rheumatic affections.

Epidemics.—Cholera was imported into Vallam on the 10th October by two Chetties who returned from the southern parts. Total number of persons attacked was 47.

Inspection.—Inspected twice by the District Surgeon.

Attendance of Patients.—7,470 out-patients were afforded relief, against 5,849 of the previous year.

TINNEVELLY DISTRICT.

AMBASAMUDRAM.

Extracts from the Annual Medical Report by Civil Apothecary C. PARTHASARATHY NAIDU.

Dispensary Buildings.—Building, though recently erected, is in need of repair.

Most Common Diseases.—Diseases of skin, eye, digestive system, rheumatic affections, and injuries.

Epidemics.—Cholera made its appearance on 1st December and is still prevailing in the tusbah and in the adjacent villages.

Inspection.—Inspected twice by the District Surgeon.

Attendance of Patients.—9,849 out-patients were afforded relief, compared with 8,860 in the year preceding.

EDEYENGUDI.

Extracts from the Annual Medical Report by Second-class Hospital Assistant S. SIMEON, No. 113.

Dispensary Buildings.—Repairs are needed, as also a latrine and dead-house.

Most Common Diseases.—Cholera, fevers, rheumatism, inflammation of the external meatus, and respiratory affections.

Epidemics.—Cholera first made its appearance on the 18th December in a village about two miles from this place. The disease was imported from Tinnevelly by a bandy man who was attacked and died. Since then the disease rapidly spread in every direction and is still hanging about the villages.

Inspection.—Inspected once by the District Surgeon.

Attendance of Patients.—27 in and 7,696 out patients were afforded relief, against 32 in and 3,771 out patients in 1882.

MEGNANAPURAM.

Extracts from the Annual Medical Report by Medical Practitioner M. HENRY COOKSLEY,

Dispensary Buildings.—In good repair.

Most Common Diseases.—Skin diseases, ophthalmia, and ulcers.

Epidemics.—Cholera prevailed in the neighbourhood, but did not enter the station till late in the year.

Inspection.—Inspected twice by the Civil Surgeon.

Attendance of Patients.—In-door show a decrease of 10, out-door patients an increase of 881.

NÁGALÁPURAM.

Extracts from the Annual Medical Report by Medical Practitioner P. SAVARIMUTHU.

Dispensary Buildings.—Thatched house in good order.

Most Common Diseases.—Ulcer, fever, ophthalmia, rheumatism, inflammation of external ear, and dysentery.

Epidemics.—Small-pox and measles occurred slightly.

Inspection.—Inspected twice by the District Surgeon.

Attendance of Patients.—51 in and 2,755 out patients, against 37 and 2,371 in and out, respectively, of the previous year, were treated.

NÁNGUNÉRI.

Extracts from the Annual Medical Report by Civil Apothecary C. VADANTYA.

Dispensary Buildings.—In good condition.

Most Common Diseases.—Malarious fevers, rheumatic and syphilitic affections, conjunctivitis, diarrhœa, and worms.

Epidemic.—Cholera appeared in the taluk on the 27th November. There were only a few cases in the cusbah. Total number of deaths from cholera in the taluk was 333.

Inspection.—Visited by the District Surgeon twice during the year.

Attendance of Patients.—42 in and 4,242 out patients were treated, against 35 in and 5,570 out patients of the previous year.

NAZARETH.

Extracts from the Annual Medical Report by S. GNANAMUTHU.

Dispensary Buildings.—In a fair state of repair. The caste wards require re-roofing.

Most Common Diseases.—Fever, rheumatic affections, conjunctivitis, otitis, dysentery, and diarrhœa.

Epidemics.—Cholera broke out on the 21st December. In the northern street of this station the people had been suffering from diarrhœa for a month previous to the outbreak.

Inspection.—Inspected twice by the District Surgeon.

Attendance of Patients.—77 in and 8,068 out patients were treated, against 103 in and 5,765 out patients in 1882.

59

OTAPIDÁRAM.

Extracts from the Annual Medical Report by Civil Apothecary T. THYREUM PILLAY.

Dispensary Buildings.—A well, *post-mortem* room, and accommodation for in-patients have been sanctioned.

Most Common Diseases.—Skin affections, ulcers, worms, ophthalmia, and ear diseases.

Epidemics.—Cholera prevailed slightly in the town and neighbourhood.

Inspection.—Inspected twice by the District Surgeon.

Attendance of Patients.—4,901 out-patients were afforded relief.

PALAMCOTTAH.

Extracts from the Annual Medical Report by Surgeon G. T. THOMAS.

Dispensary Buildings.—The latrines need thorough repair.

Most Common Diseases.— Ulcer, injuries, syphilitic affections, skin diseases, and abscess.

Epidemics.—Small-pox and cholera were prevalent in the middle and latter part of the year, respectively; 288 cases of cholera were reported to have occurred in the town up to 1st January 1884, of which 182 cases were reported to have died.

Attendance of Patients.—262 in and 6,083 out patients, against 299 in and 4,399 out patients of the previous year, were afforded relief.

RÁDHÁPURAM.

Extracts from the Annual Medical Report by Medical Practitioner G. TAKERAM.

Dispensary Buildings.—The dispensary roof needs repair, as also the out-houses.

Most Common Diseases.—Fevers, bronchial affections, ulcers, wounds, and sore-eyes.

Epidemics.—Cholera prevailed slightly in the town and its neighbourhood.

Inspection.—Inspected once by the District Surgeon.

Attendance of Patients.—2,344 out-patients were treated, being an increase of 324 over the past year.

SANKARANAINÁRKOIL.

Extracts from the Annual Medical Report by First-class Hospital Assistant S. BASHIEM NAIDU, No. 752.

Dispensary Buildings.—The new building is now occupied as a dispensary.

Most Common Diseases.—Malarious fever, ague, rheumatic and syphilitic affections, and ophthalmia.

Inspection.—Inspected twice by the District Surgeon.

Attendance of Patients.—5,737 out-patients were treated, compared with 2,936 of the year preceding.

SÁTÚR.

Extracts from the Annual Medical Report by Civil Apothecary V. JESUDASEN.

Dispensary Buildings.—Repairs are needed.

Most Common Diseases.—Rheumatic affections, ophthalmia, ulcers, diseases of the skin and ear.

Inspection.—Inspected once by the District Surgeon.

Attendance of Patients.—A considerable decrease has taken place in the attendance. The Medical Subordinate has been removed, and it is hoped that the numbers will again rise.

SAWYERPURAM.

Extracts from the Annual Medical Report by Medical Practitioner A. JOSEPH.

Dispensary Buildings.—Repairs needed.

Most Common Diseases.—Ague, rheumatic affections, ophthalmia, skin diseases, and diseases of digestive organs.

Epidemics.—Cholera prevalent nearly the whole year, principally in the surrounding villages.

Inspection.—Inspected twice by the Civil Surgeon.

Attendance of Patients.—Out-door patients in 1882, 5,309; in 1883, 4,815.

SIVAKÁSI.

Extracts from the Annual Medical Report by Hospital Assistant S. DAVID.

Dispensary Buildings.—The building, which was erected two years ago, still remains in an unfinished state.

Most Common Diseases.—Fever, rheumatism, ophthalmia, ulcer, and respiratory affections.

Epidemics.—Cholera broke out here in December and is still prevailing to a certain extent.

Inspection.—The District Surgeon inspected the dispensary once.

Attendance of Patients.—3,609 out-patients were treated, being an increase of 893 over the past year.

SRÍVILLIPUTUR.

Extracts from the Annual Medical Report by Medical Practitioner J. WERKEY.

Dispensary Buildings.—Building well adapted for its purpose, and is in a fair state of repair, with the exception of the two side rooms and verandahs.

Most Common Diseases.—Malarious fevers, worms, skin diseases, ulcer, and ophthalmia.

Epidemics.—36 cases of cholera came under treatment.

Inspection.—Inspected once by the District Surgeon.

Attendance of Patients.—50 in and 12,332 out patients were treated, against 137 in and 10,043 out patients in 1882.

SRÍVAIKUNTHAM.

Extracts from the Annual Medical Report by Civil Apothecary J. A. FRANKLIN.

Dispensary Buildings.—In a good state of repair.

Most Common Diseases.—Skin diseases, ulcers, rheumatic affections, worms, inflammation of the external ear, and ophthalmia.

Epidemics.—Two epidemics of cholera visited this station during the year, one at the beginning and the other at the latter part of the year; 94 cases were treated.

Inspection.—Twice visited by the District Surgeon.

Attendance of Patients.—8,094 out-patients, against 4,987 in 1882, were afforded relief.

TENKÁSI.

Extracts from the Annual Medical Report by Civil Hospital Assistant R. PETER PILLAY, No. 232.

Dispensary Buildings.—Building very small. A suitable one should be erected. Repairs are needed.

Most Common Diseases.—Malarious fever, skin diseases, ulcers, abscess, worms, and injuries.

Epidemic.—Cholera in an epidemic form broke out in December. 127 cases came under treatment.

Inspection.—Inspected twice by the District Surgeon.

Attendance of Patients.—10 in and 8,463 out patients were treated, against 2 in and 6,833 out patients in the previous year.

TRIKARUNGUDI.

Extracts from the Annual Medical Report by Hospital Assistant A. CHOCKALINGUM PILLAY.

Dispensary Buildings.—In good order; more windows are needed.

Most Common Diseases.—Fevers, rheumatic affections, diseases of the eyes, bowel-complaints, and skin diseases.

Epidemics.—Cholera visited this place on the 16th December and 19 people were attacked, and on the 7th December the Medical Subordinate was ordered to go to Panagudi specially to attend cholera cases. There he treated 137 cases. Small-pox was also prevalent in the month of May.

Inspection.—Inspected twice by the District Surgeon.

Attendance of Patients.—4,029 out-patients came under treatment.

TINNEVELLY.

Extracts from the Annual Medical Report by First-class Hospital Assistant P. NULLIAH NAIDU, No. 19.

Dispensary Buildings.—In good condition.

Most Common Diseases.—Fever, cholera, rheumatic and syphilitic affections, sore eyes, and inflammation of external ear.

Epidemics.—Cholera appeared in an epidemic form in November. The number of cases registered from 13th November to 31st December was 618, of these 255 proved fatal.

Inspection.—Inspected once by the District Surgeon.

Attendance of Patients.—150 in and 7,851 out patients were treated, against 124 in and 7,228 out patients in the previous year.

TUTICORIN.

Extracts from the Annual Medical Report by Second-class Apothecary D. O'LEARY.

Dispensary Buildings.—In good repair.

Most Common Diseases.—Malarious fevers, cholera, rheumatic and syphilitic affections, respiratory diseases, dysentery, and diarrhœa.

Epidemics.—On the 18th November a case of cholera occurred, and from that date to the close of the year there have been 31 attacks with 15 deaths. Small-pox has also prevailed, though no cases came under treatment.

Inspection.—Inspected twice by the District Surgeon.

Attendance of Patients.—221 intern and 6,497 extern patients were treated, against 230 in and 6,958 out patients in the year preceding.

VIRUDUPATI.

Extracts from the Annual Medical Report by Civil Apothecary C. PARTHASARATHY NAIDU.

Dispensary Buildings.—In need of much repair; estimate for the same has been sanctioned.

Most Common Diseases.—Diseases of eye, ulcers, rheumatic affections, and malarious fevers.

Epidemics.—Cholera broke out on 13th November, and disappeared on 27th December. Small-pox and measles were prevalent during the greater part of the year.

Inspection.—Inspected once by the District Surgeon.

Attendance of Patients.—139 in and 6,142 out patients were treated, being a decrease of 26 in and 164 out patients compared with the previous year.

TRICHINOPOLY DISTRICT.

ARIYALÚR.

Extracts from the Annual Medical Report by Second-class Hospital Assistant D. N. VADABOTHAGUM PILLAY, No. 154.

Dispensary Buildings.—A rented building, very old, which requires repairs. A dead-house is needed.

Most Common Diseases.—Malarious fevers, ophthalmia, skin diseases, rheumatic affections, and ulcers.

Inspection.—Inspected twice by the Civil Surgeon.

Attendance of Patients.—4,866 out-patients were treated, against 5,638 of the previous year.

IRUNGALÚR.

Extracts from the Annual Medical Report by Medical Practitioner S. MATHURANAYAGUM.

Dispensary Buildings.—More accommodation is said to be needed for self-dieting patients.

Most Common Diseases.—Febricula, ague, ophthalmia, dyspepsia, injuries, and ulcer.

Epidemics.—Epidemic cholera has not visited the station for the last fifty years. 19 cases occurred in the neighbouring villages: the first case was imported from Dindigudi.

Inspection.—Twice inspected by the District Surgeon.

Attendance of Patients.—4,858 out-patients were treated, against 4,314 in the previous year.

MUSIRI.

Extracts from the Annual Medical Report by First-class Hospital Assistant P. R. PARTHASARATHY MOODALIAR, No. 59.

Dispensary Buildings.—The dispensary will be shortly removed to a new building recently erected.

Most Common Diseases.—Ague, rheumatic and respiratory affections, ophthalmia, bowel complaints, and ulcers.

Epidemics.—Cholera, which was prevalent at the commencement of the year, continued until April; it then subsided. But it again broke out in the town on the 31st October.

Inspection.—Inspected twice by the District Surgeon.

Attendance of Patients.—6,374 out-patients were afforded relief, against 6,044 in the year preceding.

SRÍRANGAM.

Extracts from the Annual Medical Report by Second-class Hospital Assistant C. THIRUMALAY NAIDOO, No. 130.

Dispensary Buildings.—Generally in a good state of repair, but the thatched roofs of the male ward, and female lying-in wards, the cook-house, the dead-house, and the latrines require thorough repair.

Most Common Diseases.—Fevers of intermittent type, rheumatic affections, sore eyes, boils, and abscess.

Epidemics.—Cholera continued from 1st January to 18th July in a sporadic form in Srírangam and adjacent places. On the 11th November cholera again made its appearance and continued in a severe epidemic form.

Inspection.—Inspected four times by the Civil Surgeon, Trichinopoly.

Attendance of Patients.—13,879 out-patients were treated, being a decrease of 570 when compared with the previous year, and 232 in-patients or a decrease of 50.

61

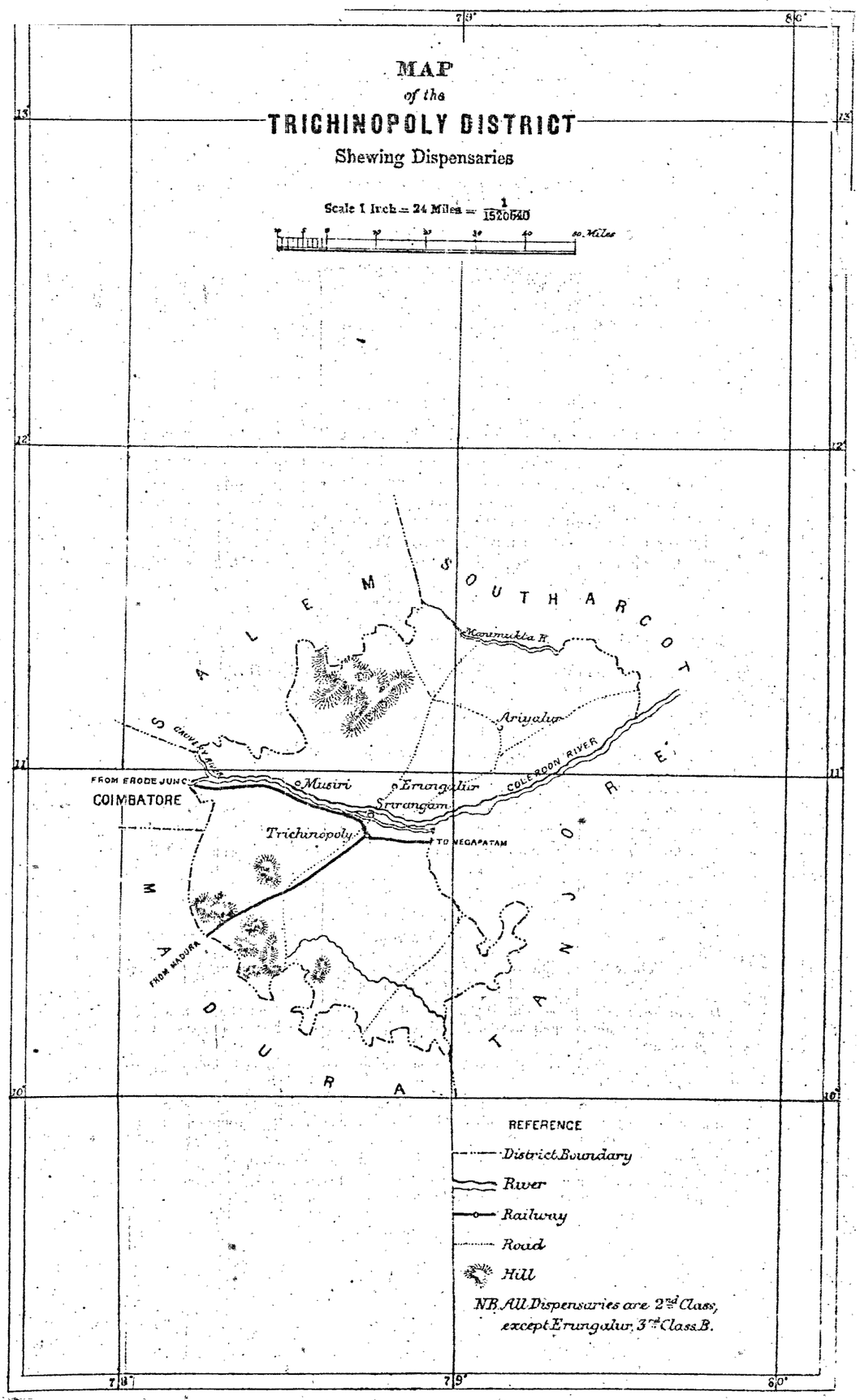

Lithographed in Central Survey Office, Madras, October 1886.

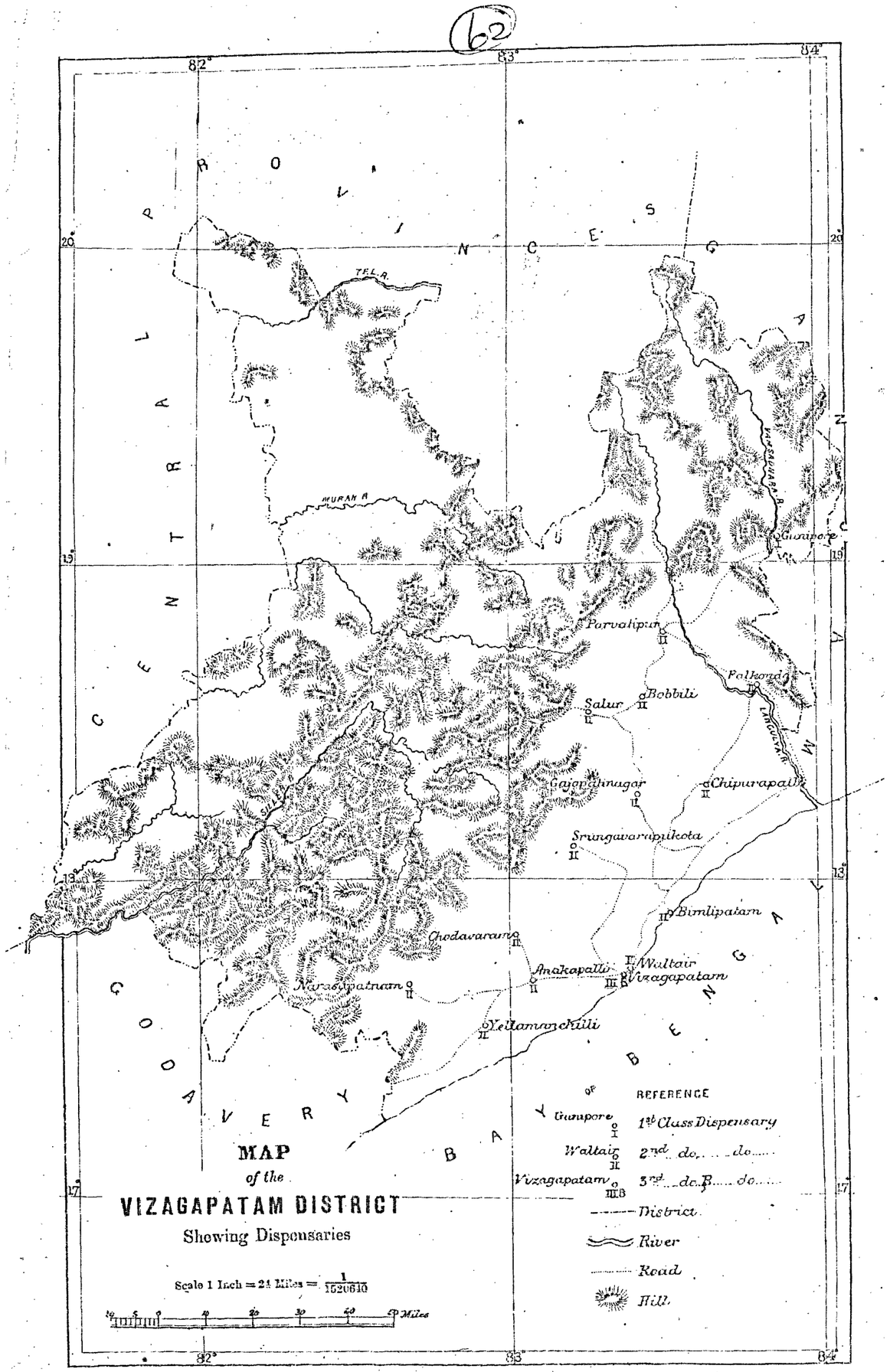

63

TRICHINOPOLY.

Extracts from the Annual Medical Report by Surgeon-Major L. C. NANNEY.

Dispensary Buildings.—The municipality lately sanctioned Rs. 790 for the repairs of the hospital, which are now being executed. The new ward under construction last year has been completed and affords accommodation for 28 beds. The floors of the wards have been asphalted. This is a great advantage on sanitary grounds.

Most Common Diseases.—Ague, rheumatism, ophthalmia, diarrhœa, dysentery, and syphilis.

Epidemics.—Cholera, which appeared on the 4th November 1882 in the town, continued till 19th April 1883. There were 929 attacks with 480 deaths. It broke out this year on the 31st October and is still prevalent. There have been 381 attacks with 202 deaths since the commencement up to 31st December.

Inspection.—The Surgeon-General with the Government of Madras inspected it on the 27th November.

Attendance of Patients.—1,828 intern and 39,313 extern patients were afforded relief, compared with 1,978 in and 39,777 out patients in 1882.

VIZAGAPATAM DISTRICT.

ANAKÁPALLE.

Extracts from the Annual Medical Report by Hospital Assistant KAREEM SAHIB.

Dispensary Buildings.—In good repair. Some minor things want attending to.

Most Common Diseases.—Dyspepsia, ulcer, rheumatic affections, ophthalmia, dysentery, ague, and dropsy.

Inspection.—Inspected twice by the District Surgeon.

Attendance of Patients.—89 in and 6,743 out patients attended, against 78 in and 6,186 out patients treated in the previous year.

BIMLIPATAM.

Extracts from the Annual Medical Report by First-class Assistant Apothecary C. G. ROBERTS.

Dispensary Buildings.—In good order.

Most Common Diseases.—Ulcers, rheumatic affections, round-worms, malarial fevers, and skin diseases.

Inspection.—Inspected twice by the District Surgeon during the year.

Attendance of Patients.—239 in and 5,265 out door patients were treated, against 140 and 5,750 in and out patients, respectively, in the year preceding.

BOBBILI.

Extracts from the Annual Medical Report by Hospital Assistant C. M. SRINIVASA RAU.

Dispensary Buildings.—The building and furniture in good order. A dead-house and a dissection table are wanted.

Most Common Diseases.—Malarious fevers, ophthalmia, ulcers, skin diseases, worms, and respiratory affections.

Attendance of Patients.—36 in and 6,989 out patients were treated, compared with 60 in and 5,848 out patients of the previous year.

CHIPURUPALLE.

Extracts from the Annual Medical Report by Third-class Hospital Assistant A. SEETHARAMASAWMY, No. 244.

Dispensary Buildings.—No repairs executed during the year, though much required. There is still no dead-house.

Most Common Diseases.—Fevers, rheumatic and respiratory affections, conjunctivitis, skin diseases, and ulcers.

Attendance of Patients.—4,069 out-patients were treated, or a decrease of 28 compared with 1882: 11 in-patients were also afforded relief.

CHÓDAVARAM.

Extracts from the Annual Medical Report by Hospital Assistant K. THIRAPATHI RAJ.

Dispensary Buildings.—In good repair; whitewashing is needed.

Most Common Diseases.—Fevers, rheumatic and syphilitic affections, ophthalmia, and inflammation of the external ear.

Epidemics.—Small-pox prevailed to a slight extent during the latter part of the year.

Inspection.—Inspected by the District Surgeon on the 22nd November.

Attendance of Patients.—28 in and 6,187 out patients were treated, compared with 16 in and 5,190 out patients of the previous year.

GAJAPATINAGAR.

Extracts from the Annual Medical Report by Civil Apothecary P. KRISTNASWAMY MOODELLIAR.

Dispensary Buildings.—Located in a rented house.

Most Common Diseases.—Ague, rheumatic and respiratory affections, ophthalmia, and inflammation of the external ear.

Attendance of Patients.—4,193 out-patients attended.

GUNIPORE.

Extracts from the Annual Medical Report by Civil Hospital Assistant T. SOORYANARAYANA, No. 300.

Dispensary Buildings.—The civil sick are treated in the Police hospital: only out-cases are treated.

Most Common Diseases.—Malarious fever, rheumatic and syphilitic affections, anæmia, and ophthalmia.

Attendance of Patients.—1,592 out-patients were treated, or 350 more than in the previous year.

ITTIKAVALSA.

Extracts from the Annual Medical Report by First-class Hospital Assistant A. MANICKAM.

Dispensary Buildings.—The dispensary building is built with walls of brushwood and plastered with mud, and the roof is thatched with grass: it answers the purpose.

Most Common Diseases.—Malarious fever, rheumatic and respiratory affections, dysentery, diarrhœa, and ulcers.

Attendance of Patients.—14 in and 3,181 out patients came under treatment: in the previous year there were 3 in and 2,387 out patients afforded relief. The hospital is only intended for the coolies employed by the Public Works Department in making the ghaut road.

NARSAPATAM.

Extracts from the Annual Medical Report by Civil Apothecary F. W. HARRIS.

Dispensary Buildings.—Building requires thorough repair and whitewashing. A ward for females is wanted.

Most Common Diseases.—Fevers, rheumatism, respiratory affections, skin diseases, ulcers, and ophthalmia.

64

Inspection.—Inspected twice by the District Surgeon.

Attendance of Patients.—134 in and 4,133 out patients were treated, compared with 147 in and 3,997 out door patients in 1882.

PÁLKONDA.

Extracts from the Annual Medical Report by Civil Apothecary G. LOGANATHUM.

Dispensary Buildings.—Thoroughly repaired during the year.

Most Common Diseases.—Ague, constipation, itch, ulcer, worms, dyspepsia, syphilis, and chronic rheumatism.

Attendance of Patients.—75 in and 7,985 out patients applied for relief, compared with 80 in and 5,725 out patients in the previous year.

PÁRVATIPUR.

Extracts from the Annual Medical Report by Hospital Assistant S. SURYANARAYANA NAIDU.

Dispensary Buildings.—In good repair, but require whitewashing.

Most Common Diseases.—Rheumatic affections, ulcers, ophthalmia, skin diseases, and diarrhœa.

Epidemics.—Small-pox prevailed in an epidemic form in the month of March.

Attendance of Patients.—4,913 out-patients were treated, or 398 less than in 1882; 4 in-patients were also admitted.

SÁLÚR.

Extracts from the Annual Medical Report by Hospital Assistant P. NARRAINSAWMY.

Dispensary Buildings.—New masonry building occupied in October.

Most Common Diseases.—Malarious fevers, rheumatic and syphilitic affections, leprosy, diseases of the ear and eye.

Attendance of Patients.—The number of out-patients treated is 5,710, against 5,511 of the previous year; 9 intern patients were also treated.

SRUNGAVARAPUKOTA.

Extract from the Annual Medical Report by Hospital Assistant MAHOMED HOMER.

Dispensary Buildings.—Repairs are needed. The compound wall, which was only recently built, is in a dilapidated condition.

Most Common Diseases.—Malarious fevers, rheumatic affections, inflammation of the external ear, skin diseases, and injuries.

Inspection.—The District Surgeon inspected the institution on the 4th December.

Attendance of Patients.—47 in and 3,730 out patients were afforded relief, against 23 in and 3,797 out patients treated in the year preceding.

VIZAGAPATAM.

Extracts from the Annual Medical Report by Surgeon-Major J. B. THOMAS.

Dispensary Buildings.—In tolerably good repair. The reepers and rafters of the verandah are in a very decayed condition. More furniture is needed for the European ward.

Most Common Diseases.—Ulcers, skin diseases, malarial and remittent fevers, syphilitic affections, worms, anæmia, and injuries.

Epidemics.—Small-pox in the station has continued the entire year.

Inspection.—Inspected by the Surgeon-General in March.

Attendance of Patients.—326 in and 8,516 out door patients were afforded relief, compared with 227 in and 7,685 out patients treated in 1882.

YELLAMANCHILI.

Extracts from the Annual Medical Report by Second-class Hospital Assistant A. M. SIMON, No. 145.

Dispensary Buildings.—In good order.

Most Common Diseases.—Intermittent fever, simple continued fevers, rheumatism, and syphilitic affections.

Inspection.—Inspected once by the District Surgeon.

Attendance of Patients.—In-patients 177, being an increase of 114; out-patients show an increase of 1,948.

65

PROFESSIONAL PAPERS SELECTED FROM THE RECORDS OF THE MEDICAL DEPARTMENT, 1883.

No. I.—GENERAL HOSPITAL.

SURGICAL REPORT FOR 1883.

THIS report embraces the surgical work of the General Hospital for the calendar year 1883. The patients have been about equally divided between Mr. Maitland and myself. The numbers under treatment have been Europeans 317 and Natives 944, a decrease of Europeans and Natives both upon the general average and the numbers of last year. The decrease in Natives may in part be accounted for by the transfer of all sepoys to the regimental hospitals.

There has been no change in the distribution of the patients. None of the wards have been crowded; indeed the European wards have never been more than half filled. There has been no surgical epidemic disease in the town of Madras, and the hospital has been extremely healthy.

GENERAL DISEASES. A.

Erysipelas.—3 cases—2 Europeans and 1 Native.

The *first* was a European seaman who had erysipelas in the left foot of three days' duration, caused by scratching a mosquito bite on the external malleolus. The whole foot and the lower fourth of the leg were affected. He was treated with the local application of the tincture of iodine, cotton wool, and bandage, and diaphoretic mixture was prescribed for the fever. He was discharged cured on the twenty-ninth day after admission.

The *second* case was a European lad in whom the left leg was the seat of the disease. A week prior to his admission several pimples appeared on the ankle joint, which, on being pricked with a needle, took on erysipelatous action. He was treated with the tincture of the perchloride of iron, which was painted all over the affected surface, and the part was covered up with cotton wool and bandage, and diaphoretic mixture given internally till the fever had subsided, when three doses of the tincture of perchloride of iron were substituted for the mixture. He was discharged cured on the twenty-first day after admission.

The *third* case was a Hindu, aged 35 years, with erysipelatous inflammation of the hand and forearm, resulting from a wound of the finger. At present (*i.e.*, 31st December 1883,) doing well.

GENERAL DISEASES. B.

Syphilis.—158 cases of syphilis were treated during the year, (of whom 41 were Europeans and 117 Natives) with 4 deaths; of this number 101 were of the *primary* and 57 of the *secondary* form of the disease. There were 4 deaths (among Natives) of primary and 3 secondary.

The *first* death occurred in a man whose ankle joint was extensively diseased and who was in a condition of extreme exhaustion and emaciation. Amputation at the knee joint was performed. He did well at first and the stump healed, all but a small cavity half inch square. Nineteen days after the operation, however, symptoms of collapse set in suddenly and he died.

The *second* death is given in detail among the cases of amputations.

The *third* death occurred in a man who had suffered from syphilis off and on for four years and was in an extremely emaciated and anæmic condition on admission, with constant, severe, lancinating pains in the knee and ankle joint, the bones of the nose and the palate having ulcerated away some time ago. He gradually sank and died of exhaustion, his end being hastened by dysenteric diarrhœa.

The *fourth* death happened in a case of phimosis, where the prepuce had been slit up. For a time the wound did well; but, as the man's general health was very bad (he having been the subject of diarrhœa and progressive emaciation), the wound took on sloughing action and he died of exhaustion on the twenty-third day after his admission into hospital, intense dyspnœa setting in shortly before death. The following *post-mortem* appearances were observed:—

External Appearances.—Rigor mortis well marked in jaw and lower limbs, less so in upper extremities, two and-a-half hours after death. The prepuce is in a sloughy condition. It has been slit open. The sloughy action has not extended to any extent; œdema of prepuce considerable. There is marked atrophy of right testicle. The inguinal glands of both sides are enlarged and hard.

Internal Examination.—The stomach greatly distended with gas. Abdominal cavity free from foreign substances excepting a little serous fluid.

Thorax.—Left pleural cavity dry. On right side numerous old pleural adhesions.

Heart.—A very small quantity of serum in the pericardium. Pale yellow flabby fat on tl external surface of the heart. Right side of heart appears flabby and empty. Black flui blood and one gelatinous-looking clot in right auricle. Tricuspid barely admits three finger In right ventricle no clots. Black fluid in left auricle; no clots; mitral admits tips of tw fingers. Heart weighs 8 ounces. Tricuspid 4, and mitral 3½ inches in circumference. Aort and pulmonary valves competent to water tests. Muscular walls of right cavity thinner tha usual and encroached upon by fatty infiltration. Pulmonary valves normal. Endocardiu healthy; muscular tissue of left ventricle paler than normal and thinner; mitral and aortic valve normal.

Lungs.—Frothy fluid in both bronchi. *Left* lung weighs 16 ounces, spongy and crepitant i upper part, darkly congested in the posterior part of the lower lobe. Lung, as a whole, floats i water. Portions of the most congested parts do not. Lung tissues tougher than normal an exude blood-stained fluid; no clots in pulmonary vessels. Upper lobe of this lung quit healthy. *Right* lung weighs 23 ounces. One small black clot in a pulmonary vein at roo of lung. Nearly the whole of the lower lobe is quite consolidated and sinks in water. Blood stained fluid exudes on pressure from this toughened part (splenization). Where lung is no consolidated, it is still deeply congested in all three lobes.

Abdomen.—*Spleen* is enlarged, weighs 21 ounces 6×4×3 inches, purplish, rather friable Capsule adherent and thickened, congested.

Left kidney weighs 6 ounces. Capsule readily separable. Organ is congested, otherwis healthy. *Right kidney* weighs 21 ounces, all kidney tissue is destroyed, and a large rounded cys remains with thin walls holding a considerable quantity of urinous fluid which makes up th above weight. Ureter is apparently perfectly normal, pervious throughout. *Liver* weighs 5(ounces 9×6×4, congested; gall bladder normal; intestines apparently normal to externa examination.

DISEASES OF THE NERVOUS SYSTEM.

Traumatic Tetanus.—12 cases—1 European and 11 Natives, 7 of the latter having died i hospital.

The *European* case was admitted with slight symptoms of opisthotonos, following a wound of the leg which he had received a month previously. The disease ran a sub-acute course, bu he was removed in a comatose state with suppression of urine, twelve days after his admissio into hospital.

The *first Native* case was a young Hindu, who presented himself at the out-patients' department with a hydrocele of four years' standing. The tumour was then tapped and injected with 30 minims each of carbolic acid and glycerine. Severe inflammation subsequently set in, followed seven days after by symptoms of tetanus, when he was admitted into hospital. He was at once given a mercurial purgative. Morphia grain ¼ was injected in solution hypodermically and 20 grains of chloral hydrate were ordered to be given every two hours after action of the bowels had been obtained, the scrotum being fomented and poulticed. The spasms recurred frequently, and a severe one terminated his life the following morning.

The *second* case was admitted for a lacerated wound of the foot, caused by the falling of a heavy beam of wood upon the part. Tetanus set in nine days after the accident. He was treated with chloral and bromide of potassium 20 grains of each every second hour and hypodermic injections of $\frac{1}{8}$th grain of calabar bean. The spasms increased in severity, and he *died* in one on the third day of attack.

The *third* case, also a lacerated wound of the foot, came in five days after the infliction of the injury. Symptoms of "locked jaw" set in ten days afterwards, and the patient was put upon chloral, hydrate, and bromide of potassium. He was discharged cured on the twenty-eighth day of his admission.

The *fourth* case was a cooly, aged 30 years, who recovered under the chloral treatment sixteen days after admission into hospital.

The *fifth* case was admitted with tetanus of five days' duration, following a compound fracture of the great toe. He was treated with chloral and bromide of potassium, but he died five days after admission.

The *sixth* case occurred in a Hindu, aged 25 years, who was accidently burned about the trunk and upper and lower extremities. He was removed by his friends, in a very low state, ten days after admission.

The *seventh* case was transferred from the Eye Infirmary, where he had been under treatment for an injury to the eye, caused by a spent rocket falling on it a month previously. Tetanus supervened and necessitated his transfer to this institution. On admission he was speechless; the muscles of mastication and deglutition were rigid, as well as the occipito-frontalis (frontal portion), and the muscles of the front of the chest and abdomen. He was treated with chloral and bromide of potassium per rectum and nutritive enemata. But he sank and died of exhaustion on the third day after admission.

The *eighth* case was admitted for several abrasions on the right foot, caused nine days previously. On the twelfth day after the accident symptoms of tetanus exhibited themselves.

He was treated with hypodermic injections of calabar bean $\frac{1}{12}$th grain every hour, as well as 5 grains of chloral and bromide of potassium every third hour. He died four days afterwards.

The *ninth* case was an old man who had a compound fracture of the great toe. He did well and the wound was beginning to cicatrise, when, on the tenth day after the injury and the sixth after admission into hospital, he complained of symptoms of tetanus. He was put upon chloral and bromide of potassium, but he *died*, exhausted on the fourth day, of the disease.

The *tenth* case was brought in with tetanus of one day's duration, following two lacerated wounds of the foot. The chloral treatment was adopted; but the disease increased in severity and he *died* five days after admission.

The *eleventh* case, a Hindu aged 20 years. Five days before admission had suffered compound fracture of the tibia and fibula. On admission the leg was gangrenous and tetanus had set in. Amputation was performed at the knee joint. Stood the operation well and went on well for fourteen hours, when a severe spasm set in and he died.

DISEASES OF THE DIGESTIVE SYSTEM.

Hernia.

30 cases—23 Natives and 7 Europeans; of these, 12 were strangulated or obstructed, 6 of whom died. Of the strangulated or obstructed cases, the *first* was a European, aged 50 years, who had had a right inguinal reducible hernia for six years. It became strangulated two days previous to admission. Herniotomy was performed and the sac opened. Sac contained congested omentum and intestine and about one pint of serous fluid. He was discharged cured two months afterwards, the latter part of his stay in hospital being due to the formation of an abscess in the right testicle.

The *second* was a Hindu, aged 32 years. Left inguinal congenital hernia, had been down four days, during which time there had been obstruction, vomiting, and hiccough. Condition was extremely urgent. Sac was laid open; contained bloody serum, omentum, and a knuckle of intestine. The latter was found much congested, and at the point of constriction was ashy gray in colour. The omentum was black. The constriction in the neck of the sack was divided, the omentum cut away, and the intestine left in the wound. *Died* seventeen hours after the operation.

The *third* case was also a native. Right inguinal hernia. Reduced without operation.

The *fourth* case was one of left inguinal hernia. Reduced without operation.

The *fifth* was a Hindu, aged 27 years, who had a strangulated right oblique inguinal hernia of six days' duration. A grain of opium was administered to the patient, and he was placed in a hot bath for half an hour, after which taxis was successfully applied. He was discharged with a truss six days after.

The *sixth* was a Hindu, aged 36 years, who had had a right oblique inguinal hernia for two years. It became obstructed four days prior to admission. Taxis having failed, a warm bath, an enema of castor oil and turpentine, a morphia suppository, and ice to the part were resorted to with the desired effect. He was discharged two days subsequently.

The *seventh* case *died*. No record.

The *eighth* case was a Hindu, aged 36 years. Admitted with a strangulated oblique inguinal hernia of two days' standing. He was chloroformed and taxis applied when the gut went back with a gurgling noise. A pad and bandage were applied and opium ordered. He never rallied and died the same day. No *post-mortem* examination was allowed.

The *ninth* case, a Hindu, aged 40 years, had had a strangulated right oblique inguinal hernia for six days. Herniotomy was performed and the sac opened, but, as the bowel was gangrenous, an artificial anus had to be established. He died two days afterwards.

The *tenth* case was an obstructed hernia occurring in a Hindu which was reduced and he was discharged cured.

The *eleventh* case was a Hindu, aged 38 years. Right inguinal hernia, obstructed six days. Operation to divide constriction in the neck of the sac. Sac opened. Died twelve hours after.

The *twelfth* case was a Hindu, aged 40 years. Left inguinal hernia. Obstruction said to be of six days' duration. Urgent symptoms. Constriction at external ring divided. Sac opened. Gut was found congested and there was sanious serum. Internal ring was divided. There was difficulty of reduction. Peritonitis. Died in twenty-four hours.

DISEASES OF THE ORGANS OF LOCOMOTION.

Gangrene.

3 cases were treated in Mr. Maitland's wards.

The *first* case was a Hindu, aged 60 years. Gangrene of the right foot resulting from a slight contusion. He had been ill for a fortnight before admission, and was very low. He was taken away from hospital four days after admission in a dying condition.

The *second* case was a Hindu, aged 20 years. Five days before admission he had suffered a compound fracture of fibia and fibula. On admission the extremities of the bones were exposed; and gangrene and tetanus had set in. Amputation at the knee was immediately performed. He

stood the operation well, and went on well for the next fourteen hours, when a severe spasm set in and he died.

The *third* case was a European, aged 73 years. A case of prolapsus ani, followed by sloughing of the rectum and death by exhaustion. Treated with opium and quinine and local sedatives.

LOCAL INJURIES.

Fractures.

12 cases have occurred among Europeans, of whom two died; and 66 among natives, of whom 3 died. They may be classified as follows:—

	Number.	Died.		Number.	Died.
Skull	3	2	Humerus	8	...
Face	2	...	Forearm	10	...
Spine	2	1	Hand	9	...
Scapula	1	...	Femur	12	1
Ribs	2	...	Leg	15	1
Pelvis	1	...	Foot	2	...
Clavicle	10	...	Multiple fracture ...	1	...

Skull.—3 cases occurred—2 Europeans, who died, and one Native, who recovered.

The *first* was a nurse of this hospital who fractured the left parietal and temporal bones by jumping out of a carriage in rapid motion. She never recovered consciousness and died three hours after the accident.

The *second* was an officer of the Indian Army, who sustained a fall from his horse and was picked up insensible. He never rallied, and died six hours after the accident. At the *post-mortem* examination the left temporal bone was found to be completely smashed with extensive extravasation of blood between the membranes and the brain.

The *third* case occurred in a native lad, who received a blow from a bale of cotton falling on the right side of the head. There were two wounds, one punctured, above the right eye and another behind and above the right ear, both leading to bone. The latter exposed a depressed portion of bone which was removed by trephining by Mr. Thomas, the Resident Surgeon. The lad was drowsy on admission, but not unconscious. He did well and was discharged cured on the forty-fifth day after admission into hospital.

Face.—2 cases occurred among natives. In one the zygomatic process of the malar bone was fractured and depressed, the result of direct violence, the skin being intact. Cold was applied and he was discharged at his own request on the following day.

The other was a simple fracture of the lower jaw above the ramus on the left side. He was discharged cured one month after.

Spine.—1 case occurred in a native who fell from a tree five days before admission, and was brought in with complete paralysis of the lower extremities, incontinence of fæces and retention of urine with tenderness between the eleventh and twelfth dorsal vertebræ. He was removed by his relatives sixteen days afterwards. Sensation in the right leg partially restored. Experienced a sensation of pain in the bladder.

Another case. The patient fell from a height of twenty feet. The injury was followed by complete paralysis of sensation and motion below the level of the second rib. Breathing was abdominal, fæces passed involuntarily and urine retained. Beyond cystitis, which set in almost immediately, the patient's condition was little changed for the first twelve days. Pneumonia then set in and he died. *Post-mortem* examination showed displacement forwards of the seventh cervical. The intervertebral cartilage between the seventh cervical and first dorsal was split and the seventh cervical carried with it a small chip off the body of the first dorsal. The spinal cord opposite this was completely disintegrated and softening had extended upwards for a short distance in the grey matter.

Scapula.—In this case the acromion process of the scapula was fractured by a fall upon the shoulder. A splint was applied to the outer side of the arm and a pad kept in the axilla, with bandage and sling to support the arm. He did well and was discharged cured twenty-three days after his admission.

Ribs.—2 cases among natives. In one the fifth rib was fractured from a blow with the clenched fist, and in the other the third, fourth, and fifth ribs were fractured from a blow with a stone. They both recovered.

Pelvis.—There was one case of fractured pelvis in a native, caused by a bandy wheel passing over the pubes. It was interesting, because the bones were so widely separated that the finger could be passed between them and yet the bladder and urethra escaped. No complication arose and he made a good recovery, leaving the hospital three and a half months after admission.

Clavicle.—10 cases occurred—1 in a European. In 6 out of 8 recorded cases, the left clavicle was the one broken. They were all simple fractures, the seat of injury being chiefly

67

the outer and middle third of the bone. 5 cases were treated with Gordon's apparatus whic answered well and the remaining 5 with the ordinary pad in the axilla, the arm being fastene to the side of the chest by a bandage. They all recovered.

Humerus.— 8 cases among natives. They were all simple fractures of the shaft, except where the surgical neck was the seat of injury. He came in eight days after the accident, bu made a good recovery. One of the other cases was a native lad aged ten years who had fractur of the lower third of the humerus and was admitted seven days after the accident, with the arr much swollen and inflamed about the elbow joint. He went out of the hospital before perfec use of the arm was obtained. Another case under Mr. Maitland's care was a boy ten years ol who fractured the lower third of the humerus and was being treated as an out-patient whe extensive swelling of the hand and forearm set in and blebs formed. The swelling was of solid character and the blebs contained solid lymph. Incisions were made to relieve tension and the swelling very slowly subsided, but even now (two months after the injury) there is stil swelling and pain. There was a remarkable absense of constitutional symptoms. Two case absconded; all the remaining cases recovered.

Forearm.—10 cases. 3 among Europeans and 7 natives. In 2 of the Europeans botl bones were fractured, in 1 at the upper third and in the other at the lower fourth of the forearm The third case was a Collos' fracture. All of them were the result of direct violence. The were put up in suitable splints and bandages and made good recoveries. In 3 of the nativ cases the radius alone was fractured (1 being Colles), in 2 the ulna alone, and in the remainin 2 both bones. They were all simple fractures, with the exception of 1. This was a comminu ted fracture of the ulna (in a native lad) near the elbow, and communicated with an extensiv lacerated wound of the forearm. It was the result of a machine accident at the Perambor Cotton Mills. The boy, who is still a patient in the hospital, is doing well. 1 absconded. Th rest recovered.

Hand—(including fingers).—There were 9 cases, only 1 of which occurred in a European and were almost all of them compound fractures of the fingers resulting from machiner accidents. Amputation of the fingers was resorted to where necessary, and they all mad good recoveries.

Thigh.—12 cases, 1 being a European, aged 66 years, who is still in hospital. He was th subject of partial paraplegia and, on attempting to get up from a chair, he fell and sustained comminuted fracture of the right thigh at the lower third. There was much swelling an inflammation of the knee joint. Extension, by means of a weight, was applied to the limb, an the joint fomented. But he became very restless and fell into delirium, when it was impossibl to maintain the treatment adopted. The limb was then kept between sand bags; but this als failed and the condition of the knee becoming worse, it was enveloped in a spongio-piline an flannel roller. His strength was supported with nourishment and stimulants. He is no able to sit up a little, but no union is ever likely to take place and the prognosis of the case i very unfavourable. All the other cases were natives, 6 occurring in old men of 50 and upwards In 5 of the latter the seat of injury was at the neck of the femur. 1 of these aged 80 wa a case of impacted fracture of the neck. He died suddenly six weeks after admission: th diagnosis was verified by *post-mortem* examination. 1 man was admitted with fracture of th thigh at the lower third, but the history he gave of himself was incredible. When he left th hospital he was able to raise his leg and also to flex the knee, although there was distinc breach of continuity. The remaining cases recovered. 1 of them was a young man aged 2 who fractured both femurs. He was treated with long splints on each side and did well.

Leg.—15 cases, 4 Europeans and 11 natives, with 1 death. Among the European cases, 1 was a comminuted fracture of both bones at the lower third of the leg. He made a slow bu good recovery. Another was a compound comminuted fracture of the lower third of the tibia, occurring in a young seaman age 16 years, who fell from a height of about forty fee twelve days before admission. There was much deformity present, the upper fragment of th tibia sticking out of the wound for about an inch. The leg was put up in bracketed splints under chloroform. He is now progressing very favourably. The other 2 European cases were simple fractures in which both bones were implicated. They recovered. Of the 11 native cases 1 was a compound fracture of both bones at the ankle joint. He made a good recovery. 1, a compound fracture of the tibia, in which gangrene and tetanus had set in, and amputation was performed, the patient dying the following day. 1 was a compound comminuted fracture of both bones at the lower third of the leg. Recovered. The remaining cases were simple fractures, in 6 of which both bones were involved, in 1 the tibia alone, and in another the fibula only. They all recovered.

Foot (including toes).—Two cases of compound fracture of the toes occurred in natives who recovered.

Multiple Fracture.—1 case happened in a native, aged 60 years who was admitted with simple fracture of the femur at the junction of the upper with the middle third, and compound fracture of the leg at its middle. Although not a promising case on admission he made a fair recovery, and when removed by his relatives he was able to sit up in his bed with his feet to the ground.

OPERATIONS.

11 Europeans and 100 natives were subjected to operations; 1 of the former and 12 of the latter died. This list does not include many minor operations. They are—

			Died.
I. Amputations, 49.	Penis, for cancer	11	...
	Elephantoid scrotum	16	1
	Fingers	8	...
	Thigh	4	1
	Leg	5	1
	Metacarpal bone	1	...
	Toes	4	...
II. Removal of tumours, 13.	Cancerous	3	...
	Cystic	4	...
	Fatty	2	...
	Keloid	1	1
	Papilloma	1	...
	Polypus	1	...
	Nævus	1	...
III. Excisions	Elbow	1	...
	Upper jaw (for tumour)	1	...
	Lower jaw (do.)	4	...
IV. Operations for stricture and retention of urine, &c., 14.	Cocks'	3	1
	Perineal section	3	1
	Internal urethrotomy	6	...
	Lithotomy	2	...
V. Reduction of dislocations, 6.	Shoulder	1	...
	Clavicle	2	...
	Elbow	2	...
	Radius	1	...
VI. Tracheotomy		2	1
VII. Castration		1	...
VIII. Operation for radical cure of hernia		1	...
IX. Other operations connected with hernia		2	...
X. Operation for strangulated hernia		6	5
XI. Removal of dead bone		3	...
XII. Abdominal section		1	1
XIII. Colotomy		1	1
XIV. Incision of hæmatocele and removal of sack		1	...
XV. Trephining		1	...
XVI. Extraction of foreign body (bullet) from Chest		1	...

I. Amputations.

Penis.—11 cases (natives) were operated upon for malignant disease, 7 of whom were treated in Mr. Maitland's wards. The penis was amputated in every case with good result.

Elephantiasis of Scrotum.—16 cases, all natives, 1 of whom died fifteen hours after the operation from exhaustion. The others recovered. The following 5 cases were treated in Mr. Maitland's wards:—

I. Hindu, 41 years. Elephantoid scrotum of two years' duration. Scrotum and skin of penis removed. Testicles stitched to edge of wound and together. Patient left hospital before parts had completely healed, but returned to show himself four months afterwards quite well. Penis 1½ inches long.

II. Hindu, 60 years. Elephantoid scrotum of five years' duration. Scrotum and skin of penis removed (weighing 15 lb. 4 oz.). Left testicle being diseased, was removed. Right testicle stitched to edges of wound. Discharged well four months and-a-half afterwards.

III. Mahomedan, 50 years. Elephantoid scrotum of two years' duration. Scrotum and skin of penis removed (weighing 15 lb.). Testicles stitched to edges of wound and together. Discharged well nearly four months after operation.

IV. Hindu, 33 years. Elephantoid scrotum, three years' duration. Scrotum and skin of penis removed. Testicles stitched to edges of wound and together. Discharged three months afterwards, when there was still one square inch of surface to heal.

V. Mahomedan, aged 50 years. Elephantoid scrotum, twelve years' duration. Scrotum and skin of penis removed (weighing 18 lb.). Did not do well. Operation followed by depression, constant vomiting, and diarrhœa. Removed by his friends.

Fingers.—Amputation for injuries was performed in 8 natives who did well.

Thigh.—4 cases, in 3 of which the operation was performed for disease, and 1 of whom died. The fourth was an amputation of a stump after previous operation for a gun-shot wound. All the cases were natives. 1 of the operations was performed by myself by the circular method at the middle of the thigh, in a Hindu, aged 30 years, who had a sarcomatous tumour of the lower end of the femur of ten years' duration. The patient, who is still in hospital, is doing very well. The other 3 cases are given by Mr. Maitland as follows:—

I. *Amputation for elephantiasis of the leg.*—Amputation was performed at the junction of the lower and middle third of the thigh by long anterior and short posterior flaps. The femoral artery was ligatured with cat-gut. The result was good, although cure was delayed by exfoliation of a portion of the extremity of the femur.

II. In the second case amputation had previously been performed in the middle of the thigh for a gun-shot wound. The flaps having sloughed and the bones become exposed, the stump was amputated, the bone being divided immediately below the trochanter. The result was good.

III. This man suffered from syphilis and chronic dysentery and was emaciated to an extreme degree. There was extensive caries of the left femur and the bones of the right foot. Amputation of the left thigh at the middle was performed by the circular method. The result at first was good and the stump healed, all but a minute portion. Two months after the operation, however, colliquative diarrhœa set in and he died.

Leg.—There were 5 cases, with 1 death, among natives.

The first was an amputation performed in an old man, who, about six months prior to admission, met with a jutka accident at Tirupati, when the right foot was crushed. Gangrene was setting in on admission. The foot was removed by Syme's operation; but the tibia was found to be softened and unhealthy: the leg was ultimately amputated at the knee joint by the circular method. The poplitial artery was ligatured. The man stood the operation well and was discharged, cured, after a stay of 82 days in hospital. The following 4 cases are reported by Mr. Maitland:—

I. This was a case of a boy on whom Syme's amputation had previously been performed for caries of the foot. Disease having affected the tibia, it became necessary to amputate the leg at the knee joint. This was done by long anterior and short posterior flaps. The end of the femur was left untouched. The result was good.

II. This patient suffered from syphilis and was admitted in a condition of extreme exhaustion and emaciation. There was extensive caries of the bones of the right foot and leg. After preliminary treatment, the leg was amputated at the knee joint by long anterior and short posterior flaps. The lower end of the femur was left untouched. This case promised well and the stump healed with the exception of a cavity half an inch square. Nineteen days after the operation, symptoms of collapse suddenly set in and he died.

III. Has been mentioned among the cases of gangrene.

IV. *Ankle Joint.*—A boy suffering from scrofulous caries of the bone of the right foot. Syme's amputation was performed and the stump healed well, but disease affected the tibia and amputation at the knee was subsequently necessary.

Metatarsal bone.—This was the case of a Hindu, aged 24 years, who was admitted with a compound fracture of the little toe, the result of a carriage accident four days previous to admission. The wound was in a sloughy state and it was deemed advisable to include the fifth metatarsal bone in the removal of the little toe, which was done with good result.

Toes.—4 cases—3 amputations for injuries and 1 for malignant disease among natives did well.

Removal of Tumours.

Cancerous.—3 cases, of whom 1 European and 1 native, were treated in Mr. Maitland's wards. The *first* was an epitheliomatous tumour immediately below the ear in a European aged 64. He did well, but when last seen there was a tender, raised spot in the cicatrix. The *second* was an epithelioma of the lower lip in a native aged 45 who did well. The *third* case, also in a native, was a sarcomatous tumour about the size of an almond, situated above the hip, which had been removed twice previously. It was excised again by a deep elliptical incision, and at the time of his discharge from hospital, which was 34 days after, there was no appearance of any return of the disease.

Another case of malignant tumour growing from the alveolar border of upper jaw (patient aged 75). Tumour of three months' growth. The tumour with half the right superior maxilla removed. Discharged, cured, within a month. The tumour had a fibrous structure filled with small round cells, and some large nucleated cells.

Cystic.—4 cases—1 European and 3 natives. The case of the European was a sebaceous cyst situated on the back. It had been growing for eighteen months and was excised entire. The patient did well.

One of the native cases was a sebaceous tumour of the scalp, near the occipital protuberance. It was excised with good result. The other was a large hydrocele of the neck of four years' duration. The sac was removed after tapping of the cyst had been twice unsuccessfully tried. On the latter occasion it had been injected with iodine. The *third* native case was a sebaceous cyst of the chest, which was successfully removed.

Fatty.—2 cases. 1 case occurred in an old European, who did well after the tumour was excised from the cheek. The other case was a fatty tumour of the neck in a native, aged 54, who was operated upon by Mr. Maitland and did well.

Keloid.—A tumour of this variety was carefully removed in a Hindu lad from the skin over the sternum, measures having been previously taken to render the surrounding tissues lax by keeping them approximated for about a week.

The operation was not wholly a success, as the needles, which were used to bring the edges of the wound together, caused sloughing at the points of entrance and exit, necessitating their removal, when the wound began to gape slightly.

Papilloma.—This was the case of a Hindu, aged 50 years, who had a papilloma of the gum, near the second upper incisor tooth. It was excised and the patient did well.

Polypus.—1 case in a native was treated by Mr. Maitland. It was a tumour growing from the back of the pharynx and sphenoid. Partially removed by ecraseur through the mouth by slitting the soft palate. Relieved.

Nævus.—1 case was treated by Mr. Maitland. It occurred in the palm of the hand. The tumour was thought to be a ganglion and was laid open. Acupressure was then applied by means of four needles and a satisfactory cure resulted.

Excisions.

Elbow.—1 case of excision of the elbow joint in a native patient was under Mr. Maitland's care. He suffered from pulpy degeneration of the joint. The joint was excised by a longitudinal incision and all articular surface was removed.

Patient absconded 24 days afterwards, at which time the parts had nearly healed and fair movement of joint could be practised.

Upper Jaw (for tumour). 1 case was treated by Mr. Maitland. It was a malignant tumour growing from the alveolar border of the right upper jaw in a patient aged 75 years. The tumour, with the lower half of the maxilla, was removed and the case did well.

Lower Jaw (for tumour). 4 cases among natives.

I. This patient, a Mahomedan, aged 21, was admitted with a cystic tumour situated on the left side of the lower jaw, of nine months' duration. It extended from the second incisor to the last molar tooth, from before backwards and from the inferior border of the malar bone to the lower border of the jaw from above downwards. It was hard to the touch and painless, with deep seated fluctuation in some places. The first and second molar teeth were pressed inwards. The external carotid artery was traced to the outer margin of the tumour and the facial was felt pulsating on the inner side of it. The lymphatics were not involved. On the seventh day after admission, he was brought under the influence of chloroform, the left second incisor tooth was extracted, and the point of a strong scalpel was entered immediately behind the temporo-maxillary articulation and carried down the posterior margin of the ramus, behind the angle, and beyond the anterior limits of the tumour where the incision began to slope upwards and terminated at about three-quarters of an inch from the lower lip, the knife was then cautiously run along the inner side of the jaw so as to detach the mucous membrane as much as possible. The hæmorrhage was profuse, the bleeding from the facial artery being particularly free; but it was soon stopped by twisting the vessel. A saw was then applied to the bone at the point where the second incisor had been drawn and the section finished by means of the cutting pliers. The edge of the knife was kept close to the bone and tumour, when the soft structures under and around these were being dissected. The tumour and ramus having been thus cleared, an assistant forcibly depressed the body of the bone, when the attachment of the temporal muscle to the coronoid process was divided. The joint was then opened from the front; the bone being well depressed and twisted somewhat outwards, and the knife kept very close to the neck in order to avoid wounding the internal maxillary artery, the remaining attachments were cut through and the mass removed. The submaxillary gland being slightly injured, was also removed, as well as a small portion of the parotid gland. Hæmorrhage from the dental was controlled by ligature. The edges of the wound were brought together by twelve silver wire sutures, a piece of dry lint was placed over the wound, and the parts supported by a bandage.

The tumour consisted of two cysts, the smaller lying in front of the larger and not communicating with it. In using the cutting pliers, the larger cyst was opened, when thick yellowish white fluid exuded. The smaller cyst contained similar fluid. The greater part of the walls of the cysts were made up of thin laminated scales of bone which gave to the tumour its hard feel. The inferior dental nerve could be seen passing through the cyst in a normal condition; the alveolar border was completely destroyed, the teeth being imbedded in mucous membrane and all the cancellous parts of the bone were destroyed, giving it the appearance of a mere shell.

II. This was a case of fibroid tumour of the lower jaw in a Hindu, aged 35. It occupied the right side from the symphysis to a little above the angle and was of about nine months' growth. The tumour was about the size of an orange, smooth and painless, the skin moving freely upon it. As the patient was anxious for its removal, he was brought at once under the influence of chloroform, and the first right incisor tooth having been extracted, the point of a scalpel was run along the inferior border of the tumour from the symphysis of the lower jaw to about half an inch below the lobe of the right ear. An incision was made into this line more deeply and

69

the skin dissected away from the mass of the tumour. The mucous membrane of the mouth was also cut into at its attachment to the gum. A narrow saw was then entered into the anterior point of the wound and the bone here sawn through; also, above the angle of the jaw at the superior limit of the tumour, which was thus brought away. The tumour was found, on section, to contain in its centre a cavity, with a piece of broom-straw, about an inch long and some black "tartar"-looking material, within it. Hæmorrhage from the facial artery was controlled by ligature and torsion was applied to several bleeding points. The edges of the wound having been brought together by silver wire sutures, a pad of dry lint, cotton wool, and a bandage were applied. The patient admitted subsequently that, about a year ago, he had used a broom straw to pick his teeth with, and that a piece had broken in the cavity of a carious tooth. After the operation, his progress was uninterrupted by any untoward symptom and he was discharged cured.

III. This was an old Hindu, who was admitted with a carcinomatous tumour on the left side of his face, of one month's duration. It originated in a small ulcer on the mucous membrane between the cheek and the lower jaw. All the teeth on the affected side had fallen out and most of the others also, leaving two or three decayed ones. The sockets were filled up with fibrous tissue. A large ulcer, with raised edges and depressed centre, extended from the second incisor tooth to the anterior border of the masseter muscle, but not involving the tongue. It emitted an offensive smell. The sub-maxillary gland projected somewhat outward from the lower border of the jaw. The swelling was hard, but painless to the touch. On the third day after admission an ounce of brandy having been given him, he was anæsthetised by chloroform and a semilunar incision was begun from an inch below the ear and carried along the lower border of the jaw, up to the chin and close to the lower lip, which, however, was not divided. The skin was dissected up and the mucous membrane inside divided at its attachment to the gums. The bone was then sawn through with a narrow saw at the symphysis and also above the angle of the jaw. Some of the divided vessels were ligatured and others twisted; the facial artery was seen to run through the tumour and only one end of it could be found to be tied. All remains of diseased tissue having been snipped off with the scissors, the edges of the wound were brought into apposition by six silver wire sutures. A pad of dry lint, some cotton wool and a bandage completed the dressing. With the usual treatment, the wound had quite closed by the 44th day after the operation. It steadily healed from the beginning, except for a time, when, in consequence of slight lung complication, its progress was impeded. Latterly, it was noticed that one of the cervical glands in the neighbourhood had become infiltrated, and at the time of his discharge from hospital it was very much swollen and hard and reached the lowest margin of the wound. Some diseased tissue in the site of the former ulcer had also begun to grow. The left side of his face had lost all expression and the left eye continued to water, as it did before the operation. The disease showed evident symptoms of speedy recurrence. Otherwise, the patient was in a good state of health.

IV. This was the case of a young Hindu lad who was admitted with a large sarcomatous tumour involving the right half of the lower jaw, from the canine to the last molar tooth, of one and-a-half months' duration. The whole of the bone between those teeth was expanded and reduced to a mere shell, and on its summit were one molar and one bi-cuspid which were quite loose and simply stuck on to the mucous membrane. The adjacent glands were not enlarged. The day following his admission, he was given half an ounce of brandy and was brought under the influence of chloroform. The right canine tooth was extracted and a curved incision made with a scalpel along the inferior border of the right side of the lower jaw for about 4 inches. The skin was dissected up, so as to lay bare the external surface of the jaw bone. Hæmorrhage from the facial and a few other vessels having been controlled by ligature and torsion, an incision was next made along the floor of the mouth and the bone sawn through anteriorly at the canine tooth and in front of the angle of the jaw, posteriorly which included the whole of the affected part. After some little further cutting, the tumour was brought away. The edges of the wound were then approximated by five silver wire sutures and dressed with a fold of dry lint and a bandage. The patient did well till 27 days after the operation (during which time the temperature never rose above 100°·4 and the pulse above 112) when the wound was almost healed. At this time a prominent granulation which remained became painful and discharged a little pus, with a disagreeable odour, and caused some slight swelling round about it and slight enlargement of the cervical glands. The interior of the mouth showed no sign of any return of the disease. The granulation gradually subsided under the application of sulphate of copper, and it had nearly disappeared, when he asked for, and obtained his discharge. This was 45 days after the operation. He was very much improved in general health, which was previously bad.

Operations for Stricture and Retention of Urine.

Cock's.—3 cases, all natives, 1 of whom died. The following 2 cases were treated by Mr. Maitland:—

I. The same operation previously performed, but opening had contracted. Cock's operation did not produce much benefit and external urethrotomy was afterwards performed.

II. This was an old man who had had retention of urine for two days, and upon whom catheterism was unsuccessfully tried. Cock's operation was performed, and he did well, but he absconded after some days.

Perineal Section.—The following 3 cases, 1 of whom died, were under Mr. Maitland's care:—

I. Not successful.

II. An old case, with many fistulæ, not successful. Cock's operation afterwards performed. Absconded.

III. Perineal section and division from before backwards; sloughing set in and the patient died five days after.

Internal Urethrotomy.—6 cases, 1 of whom was a European, were treated by Mr. Maitland.

I. External urethrotomy had been previously performed; stricture returned and was divided with Teevan's instrument. Did well.

II. Cartilaginous stricture of meatus. Divided by knife. Did well.

III. Had stricture at two points, one about 3½ inches from meatus, admitting No. 1 silver, and the other 6 inches from meatus, not admitting any catheter. Strictures were divided with Teevan's instrument and he did well, except for an attack of malarial fever, to which he was subject.

IV. Was admitted for a perineal abscess and stricture. The former was incised and the stricture subsequently divided with Teevan's instrument. He absconded the following day.

V. The stricture in this case was only partially divided with Teevan's instrument and the operation had to be completed by perineal section.

VI. Had a very narrow stricture, which was divided with Teevan's instrument, the patient making a good recovery.

Lithotomy.—2 cases. These were also treated by Mr. Maitland:—

I. Hindu, age 50 years. Had had symptoms of stone for two years. A thin anxious and excitable patient. Lateral lithotomy was performed and a calculus removed weighing 7½ drachms. The calculus was exceedingly rough and composed of uric acid. There was no difficulty in the operation and the patient made a good recovery.

II. Hindu, 5 years old. Had had symptoms of stone for two years. Lateral lithotomy was performed and a calculus, weighing three drachms, was removed. The calculus consisted of a uric acid nucleus covered with a phosphatic layer. During the extraction of the stone the outer layers, being very friable, broke up, and some difficulty was experienced in extracting all the fragments. The patient made a good recovery.

Reduction of Dislocations.—6 cases, 2 of the clavicle and 2 of the elbow. 1 of the latter recent and the other of old standing and irreducible; 1 of the radius alone, and 1 of the shoulder twenty-five days old, reduced with some force.

Tracheotomy.—2 cases among natives. The first was admitted during the night with difficult respiration of an urgent character, expiration being chiefly affected. He had previously had a cough for about twenty days with pain in the throat; but the breathing became urgent only on the day previous to his admission, since when no food was taken. Nothing could be made out on auscultation. The pulse was thready and rapid, skin cold and clammy, and the expression anxious. Tracheotomy was at once performed with much benefit, but he died rather suddenly twelve days after, in the act of coughing up blood. At the *post-mortem* examination it was discovered that an aneurism of the arch of the aorta had burst by a minute opening into the trachea. The second case was treated by Mr. Maitland. The patient had been throttled by another man in a quarrel and was brought in suffering from very difficult respiration, the inspiratory act being accompanied by collapse of the intercostal spaces and abdomen. Râles were heard all over both lungs and there was bleeding at the back of the throat. It was impossible to ascertain what injury, if any, had been caused to the larynx. Tracheotomy was performed immediately and he made a good recovery.

Castration.—1 case. The right testicle was dissected out and removed for scrofulous disease. He did well.

Operation for Radical Cure of Hernia.—1 case, under Mr. Maitland's care. Hindu, 2½ years. Congenital hernia, right side. Sac opened and divided transversely at level of abdominal ring. Cat-gut suture passed through both pillars of ring and centre of sac. Another similar one at lower margin of ring; cord lay above first ligature in upper angle of ring: remaining portion of sac stitched together. Skin stitched with wire. Boracic dressing made a good recovery; and when discharged, the parts at the ring were consolidated.

The following 2 cases are of interest:—

I. Patient, age 40 years. Had been subject to attacks of pain and swelling of the testicles and fever. For two or three years has had a painless, moveable tumour in the right groin. Four days before admission this became painful and swollen and inflammation extended to the testicle. A tumour in right inguinal canal, 3″ by 2″, oval, elastic, fluctuating, dull, no impulse, continuous below with cord which is swollen and painful; testicles swollen and painful.

70

Dissecting down to tumour showed it to be quite separate from the cord lying in front; contained pus and fibrinous material; a minute opening from upper part into abdomen; sac incised; did well. This was evidently an old hernial sac, the opening into the abdomen being almost closed. Inflammation and suppuration had been set up by some means.

II. Hindu, age 50 years. History doubtful. Said to have had left inguinal hernia for some years but was always able to reduce the hernia until twenty days previous to admission, when it came down and became irreducible. Since then he has had pain and swelling of the part and fever. On examination there was a swelling in the left groin, painful, tender, resonant, tense, with a thrill on percussion, fever, no obstruction of bowels. The tumour was exposed by dissection, punctured and laid open, and found to contain a quantity of fœtid pus and gas. No intestine. A probe could be passed through a narrow opening into abdominal cavity. The cavity gradually contracted and after a time fæces began to pass through it and a fœcal fistula formed. Still in hospital.

Operations for Strangulated Hernia.

Six cases, already given under "Diseases of the Digestive System."

Operations for Removal of Dead Bone.

Three cases. Did well.

ABDOMINAL SECTION.

One European, who died. A man aged 32 years, who was treated for two days in the medical wards for obstruction of the bowels of three days' duration. Belladonna had been freely given internally, and it was also applied externally; but, as no improvement took place, and the patient was *in extremis*, it was deemed advisable to operate at once, which was done, but the result was fatal. On opening into the abdomen, extensive peritonitis was discovered with considerable matting together of the bowels, the seat of obstruction being in the ileum, where the bowel was adherent to the pelvic wall and its calibre very much diminished.

Colotomy.—A Hindu, aged 35 years, who had been treated for dysentery two months previously in the medical wards and had left the hospital before he was well. On readmission he stated that he had not had a motion for ten days. The abdomen was distended and tympanitic, and he complained of great pain over the left iliac fossa. On examination a dense cancerous mass was found blocking up the rectum at the distance of about two inches from the anus. With considerable difficulty a small sized gum elastic catheter was passed through the constricted bowel, but this merely gave vent to some flatus. A sea tangle tent was then introduced into the stricture and allowed to remain for four hours with no good result. Under chloroform the stricture was next divided posteriorly with a bistouri cachê and the introduction of a rectum bougie unsuccessfully tried. Colotomy was consequently performed, but he sank and died six hours after the operation.

Incision of Hæmatocele and Removal of Sac.—One case was treated by Mr. Maitland, when the sac was dissected off the testicles; but a good deal of sloughing followed.

Trephining.—One case, already detailed among "Local Injuries."

Extract of Foreign Body (Bullet) from Chest.—This was the case of a Hindu, aged 40, who accidentally received a gun-shot wound in his chest about eight days before admission into hospital. The wound was situated to the left of the sternal line, in the third left intercostal space. Beyond some sanious discharge and inability to assume the dorsal decubitus without aggravation of pain (which was otherwise slight), he had no symptoms of any kind. The pulse and respiration were quiet and the heart sounds normal. Under chloroform the wound was probed, but nothing could be felt. The wound was therefore enlarged and a cubical piece of costal cartilage removed with the bone pliers, when a bullet was discovered to be lying free upon the pericardium. It could be rolled about in the anterior mediastinum in all directions, and the pulsations of the heart were easily felt with the finger. A pair of dressing forceps was now introduced with which the bullet was seized and extracted. It was circular and weighed six drachms. The wound was covered up with lint soaked in carbolic oil, since when it has been healing steadily, and the patient, who is still in hospital, will soon be well enough to be discharged.

No. II.—GOVERNMENT LYING-IN HOSPITAL.

ANNUAL MEDICAL REPORT OF THE GOVERNMENT LYING-IN HOSPITAL FOR THE YEAR 1883.

By Surgeon A. M. Branfoot, M.B.

The number of admissions during the year was as follows :—

Delivered in hospital, including abortions	1,542
Do. on the way to hospital or brought in immediately after	25
Died undelivered	3
Total ...	1,570
Diseases of pregnancy treated	326
Total ...	1,896

The following scheme shows the labors classified according to Denman's system :—

Class.	Division.	Sub-Division.			
I. Natural ...	Purely natural ...	Born occipito-anterior		1,064	
		Do. do. posterior		4	
	Varieties	Face (3)		1	
		Brow (2)		...	1,069
II. Difficult.	Tedious	Natural powers over 24 hours ...	20	20	
	Laborious	Barnes' elastic bag	1		
		Lever	1		
		Forceps	98		
		Version, cephalic	1		
		Do. podalic	2		
		Do. cephalic and forceps ...	1		
		Do. podalic and forceps ...	1		
		Do. do. and craniotomy ...	3		
		Cephalotripsy	19	127	147
					1,216
III. Preternatural.	Inverted	Breech	13		
		Foot (9)	19		
		Knee (1)	...	32	
	Transverse	Upper extremity (15)	15		
		Back (2)	...	15	
	Compound	Head and arm (5)	2		
		Breech and foot	3		
		Arm and knee (1)	...		
		Arm and foot (1)	...	5	52
IV. Complex.	Plural births ...	Twins	14	14	
	Hæmorrhage ...	Accidental (2)	9		
		Unavoidable (3)	18		
		Post-partum	38	65	
	Retained placenta ...	Simple retention (1)	7		
		Morbid adhesion	2	9	
	Puerperal convulsions...	Eclampsia (2)	20	20	

N.B.—The numbers within brackets refer to the number of similar labors in other divisions.

Class.	Division.	Sub-Division.			
IV. Complex—(Contd.).	Ruptured uterus, &c.	Ruptured uterus and vagina ...	2		
		Do. uterus	2		
		Do. vagina	2	6	
	Descent of funis ...	With head (1)	3		
		Do. arm (1)	6		
		Do. back (1)	...		
		Do. feet	5		
		Do. head and hand	1		
		Do. head and feet (1)	...		
		Do. arm and knee	1	16	
	Other complications...	Albuminuria ; anasarca	13		
		Anæmia ; anasarca	6		
		Bi-partite uterus	1		
		Bronchitis	5		
		Chicken-pox	1		
		Cystitis	2		
		Diarrhœa	7		
		Dysentery	9		
		Elephantiasis	4		
		Enteritis	1		
		Fibroid tumuor of uterus (1) ...	2		
		Heart disease	5		
		Intermittent fever	9		
		Jaundice	1		
		Laryngitis	1		
		Leprosy	1		
		Obstruction of bowels, volvulus, peritonitis before admission	1		
		Œdema of lung, acute	1		
		Paraplegia	1		
		Pelvic cellulitis (before labor) ...	1		
		Phthisis pulmonalis	1		
		Placentitis	1		
		Pleurisy	1		
		Pneumonia	1		
		Prolapse of uterus	2		
		Remittent fever	1		
		Rheumatism	2		
		Ring-worm (aggravated)	2		
		Sanguineous apoplexy	1		
		Scurvy	1		
		Syphilis	16		
		Thrombus of vagina	1		
		Variola	1		
		Varicose veins of vulva	1	104	234
					1,502
Fœtus under 28 tolas.	Abortion ...	Abortion, simple	33		
		Accidental hæmorrhage	1		
		Albuminuria ; anasarca	3		
		Anæmia ; anasarca	2		
		Carneous mole	2		
		Diarrhœa	1		
		Dysentery	2		
		Enteritis	1		
		Fatty mole	1		
		Intermittent fever	2		
		Gastro-enteric fever	1		
		Pelvic cellulitis	1		
		Placenta prævia	3		
		Puerperal convulsions	2		
		Putrid fœtus	1		
		Retained placenta	8		

Class.	Division.	Sub-Division.			
Fœtus under 28 tolas—(*Contd.*).	Abortion—(*Contd.*) ...	Retroversion	3		
		Vesicular mole	1	68	
					68
					1,570
OBSTETRIC OPERATIONS.					
Barnes' elastic bags.	Difficult	Head presenting	1	1	
	Preternatural ...	Breech (1)	...		
		Feet (1)	...		
		Arm (1)	...		
	Complex	Accidental hæmorrhage (1) ...	1		
		Placenta prævia (2)	...		
		Puerperal convulsions (7)	2		
		Prolapse of funis (1)	...		
		Ruptured uterus (1)	...	3	4
Lever ...	Difficult	Head presenting	1	1	1
Forceps ...	Difficult	Head presenting	97	100	
		Brow	1		
		Face after cephalic version ...	1		
		Head after podalic version ...	1		
	Preternatural ...	Breech (after coming head) ...	2	9	
		Feet (do.) ...	3		
		Transverse (after version)	2		
		Compound after cephalic version ...	2		
	Complex	Twins	1	33	142
		Accidental hæmorrhage (1 after version)	2		
		Post-partum hæmorrhage	9		
		Puerperal convulsions	14		
		Head and funis	1		
		Arm and funis (after version) ...	1		
		Feet and funis (after extraction) ...	2		
		Other complications	3		
Cephalotripsy	Difficult	Head presenting	11	22	147
		Do. (forceps failed) ...	5		
		Brow	1		
		Face	2		
		After version (forceps failed) ...	3		
	Preternatural ...	Breech	1	3	
		Feet	1		
		Arm after version	1		
	Complex	Accidental hæmorrhage	1	8	33
		Placenta prævia	1		
		Puerperal convulsions ...	3		
		Arm and funis after version ...	1		
		Albuminuria; anasarca	1		
		Syphilis	1		
Cephalic version.	Difficult	Face (1)	1	1	2
	Preternatural	Head and hand (2)	...		
	Complex	Puerperal convulsions	1	1	

Class.	Division.	Sub-Division.			
Podalic version.	Difficult	Head presenting (forceps failed) (4.)	1	2	
		Brow	1		
	Preternatural	Arm (3)	9	9	
	Complex	Accidental hæmorrhage	2	22	33
		Placenta prævia	9		
		Post-partum hæmorrhage (1) ...	1		
		Ruptured uterus, &c.	2		
		Head and funis	2		
		Arm and funis (2)	3		
		Head, hand, and funis	1		
		Arm, knee, and funis	1		
		Prolapse of uterus	1		
Decapitation ...	Preternatural	Arm	1	1	1
Extraction...	Preternatural ...	Breech (3)	5	18	
		Feet (3)	11		
		Breech and foot	2		
	Complex	Plural births	2	9	27
		Placenta prævia	2		
		Feet and funis (2)	3		
		Other complications	2		
Evisceration...	Complex	Post-partum hæmorrhage (arm) ...	1	1	1
Gastrotomy ...	Complex	Ruptured uterus	1	2	2
		Do. vagina	1		
Induction of Labor.	Natural	Putrid child	2	5	
		Protracted gestation	3		
	Preternatural ...	Arm, putrid fœtus, spontaneous evolution	1	2	
		Feet; contracted pelvis	1		
	Complex	Albuminuria; anasarca	1	12	19
		Cystitis	2		
		Diarrhœa (abortion 1)	2		
		Dysentery	1		
		Elephantiasis vulva	1		
		Contracted pelvis; acute œdema of lung	1		
		Paraplegia	1		
		Puerperal convulsions	1		
		Placenta prævia (abortion) ...	1		
		Malarial fever (abortion)	1		
					265
SPONTANEOUS EVOLUTION.					
...	Preternatural	Arm	2	2	2

DISEASES OF PREGNANCY.

Diseases or Condition.	Number of Cases.	Died.	Diseases or Condition.	Number of Cases.	Died.
Abscess of breast	5	...	Hysteria	2	...
Ague	8	...	Insomnia	1	...
Anasarca	7	...	Leprosy	1	...
Anæmia	15	...	Leucorrhœa	1	...
Anteflexion	2	...	Muscular spasm	1	...
Anteversion	1	...	Mania	2	...
Bronchitis	10	...	Neuralgia	1	...
Bright's disease	8	2	Observation	23	...
Carneous mole	1	...	Paraplegia	1	...
Chicken-pox	1	...	Pelvic peritonitis	1	...
Cholera	1	1	Peritonitis	1	1
Congestion of liver	1	...	Pneumonia	4	1
Colic	2	...	Privation	1	...
Constipation	10	...	Phthisis pulmonalis	1	...
Cystitis	9	...	Prolapse uteri	5	...
Debility	7	...	Retained fæces	4	..
Diarrhœa	19	...	Rheumatism	3	...
Dyspepsia	4	...	Retroflexion	5	...
Dysentery	20	...	Retroversion	12	...
Dysuria	2	...	Ring-worm	2	...
Eczema	1	...	Scabies	1	...
Ecthyma	1	...	Small-pox	1	...
Elephantiasis	4	...	Syphilis	11	...
Enlarged spleen	1	...	Spinal deformity	2	...
Epilepsy	1	...	Simple continued fever	3	...
Erosion of cervix	1	...	Threatened abortion	71	...
Extra-uterine gestation	2	1	Ulcer of leg	1	...
Gastralgia	1	...	Vaginitis	5	...
Guinea-worm	1	...	Vomiting of pregnancy	4	1
Heart disease	5	...	Worms	2	...
Hæmorrhoids	1	...			
Hæmaturia	1	...	Total ...	326	7

The total number of confinements shows an increase of 143 compared with the year 1882. The monthly average number has been 130⅔, this being an increase of 10 per cent. over 1882 and an increase of 7 per cent. compared with the average of the five previous years.

The smallest number of deliveries was 95 in February and the largest 160 in October, the seasonal fluctuation being as usual well marked.

The total number of deliveries and cases treated exceeds that of any former year except the year 1879, when famine influences caused a considerable increase in the number of applicants for admission, the total number of deliveries in that year having been 1,587.

The mortality has been less than in any former year and the working of the hospital has been satisfactory in every way. The buildings have remained in good order, but repairs, such as painting, &c., are required, and it is hoped may shortly be executed. The leakage in the tiled roofs, which occurred last year in the heavy rains, again occurred this year and caused some inconvenience at a time when the hospital was full and the demands upon it great. It is highly to be desired that the flat tiles originally intended for the building should be put on the roofs, or that they may be made water-tight in some way.

Races and Castes.—The percentages in the various races and castes are very similar to former years. There has been a slight decrease in the Mahomedans and slight increase in caste Hindus. As has been remarked in former years caste Hindus and Mahomedans do not as a rule avail themselves of the hospital until they have been reduced to extremities. Separate accommodation is available for these classes and caste prejudices are respected as far as practicable.

Europeans	12 or	·07	per cent.
East Indians	181 or	11·52	do.
Native Christians	245 or	15·60	do.
Mahomedans	39 or	2·42	do.
Hindus	336 or	21·37	do.
Pariahs	766 or	49·02	do.
Total ...	1,570 or	100·00	

Deliveries and their Classification.

Natural labor	1,069 or	68·0	per cent.
Difficult do.	147 or	9·4	do.
Preternatural labor	52 or	3·3	do.
Complex labor	234 or	14·26	do.
Abortions	68 or	5·04	do.
Total ...	1,570 or	100·00	

Of these 1,209 were at or near full term, 246 were delivered prematurely, 47 were delivered of decomposed children, and 68 were abortions. The percentage of births during successive quinquennial periods still show the greatest fecundity of all classes to occur between 20 and 24 years.

Ages	15 to 19	20 to 24	25 to 29	30 and above.
Number of women ...	373	539	311	347

I.—Natural Labor.

There were 1,069 cases of natural labor, the proportion being to other classes 68·0 per cent. or nearly 5 per cent. less than last year. The following table shows the approximative ages, number of pregnancy, and duration of labor among the 1,069 cases. The percentage of primiparæ was 24·1; the average duration of labor 8·5 hours, the increase of 0·7 hour over last year being accounted for by an increase of 6·6 per cent. in primiparæ.

Mortality 2—*Vide* Cases I and II.

Ages	15	16	17	18	19	20	21	22	23	24	25	26	27	28	29	30	31	32	33	34	35	36	37	38	39	40	41	44	Total 1,069.
Number of women ...	1	13	53	122	57	130	20	88	19	142	29	81	8	76	22	86	6	38	6	40	8	6	2	5	4	5	1	1	

Number of pregnancy...	1	2	3	4	5	6	7	8	9	10	11	13	14	—	Total 1,069.
Number of women ...	258	253	153	128	89	77	49	23	22	7	4	4	2	...	

Hours in labor	1 to 2.	2 to 3.	3 to 4.	4 to 5.	5 to 6.	6 to 12.	12 to 18.	18 to 24.	Unknown.	Total 1,069.
Number of women ...	9	48	94	139	115	456	165	42	1	

II.—Difficult Labor.

In this division there were 147 cases—20 are classed as tedious and 127 as laborious. This class shows an increase of nearly 34 per cent. over the previous year and an increase of 16·9 per cent. on the average of the five previous years.

(a.) *Order I.—Tedious Labor.*

In 20 cases the labor was extended over 24 hours and delivery accomplished by natural powers. The delay occurred in the first stage. Four were premature, 19 children were born alive, 9 males (2 premature) and 10 females (1 premature); 1 was born still (premature female).

Mortality in this order *nil*.

(b.) *Order II.—Laborious Labor.*

In this class the head presented in 122, brow in 2, and face in 3 instances without complication and required artificial delivery.

The ages, number of pregnancy, and duration of labor are noted in the following table :—

Age of women ...	15	16	17	18	19	20	21	22	24	25	26	28	29	30	32	34	35	36	38	39	40	42	44	Total 127.
Number of women...	1	4	10	22	5	13	1	7	11	3	5	8	5	13	1	7	3	2	4	1	1	1	1	

Number of pregnancy	1	2	3	4	5	6	7	8	9	10	11	Total 127.
Number of women ...	70	11	7	11	3	6	4	7	3	3	2	

Hours in labor ...	5 to 6.	6 to 12.	12 to 18.	18 to 24.	24 to 30.	30 to 36.	36 to 48.	48 to 54.	Above 60.	Total 127.
Number of women...	1	24	32	26	23	4	5	3	7	

Mode of Delivery.	Number of Cases.	Mothers		Child alive.		Child still.		Percentage of Mortality.	
		Recovered.	Died.	Male.	Female.	Male.	Female.	Mothers.	Children.
Natural powers over 24 hours.	20	20	...	9	10	...	1	...	5
Barnes' elastic bags	1	1	...	1	...	...	...	...	...
Lever	1	1	...	...	1	...	...	...	...
Forceps	98	95	3	60	27	5	6	3·06	12·2
Version, cephalic	1	1	...	1	...	...	...	...	...
Do. podalic	2	2	...	2	...	...	...	...	...
Do. cephalic and forceps.	1	1	...	...	1	...	...	...	...
Do. podalic and forceps.	1	1	...	1	...	...	...	...	...
Do. and craniotomy ...	3	2	1	...	...	3	...	33·3	100
Cephalotripsy	19	17	2	...	...	13	6	10·5	100

The proportion of male to female children delivered artificially is $2\frac{1}{5}$ to 1.

If preternatural and complex labors and abortions be excluded the proportion of artificial deliveries is 1 in $9\frac{1}{4}$.

Six cases, or 4·7 per cent., were fatal.

The following table gives a brief analysis of these cases:—

Number of Case.	Number of Pregnancy.	Cause of Difficulty.	Condition on Admission.	Condition of Child.	Cause of Mother's Death.
III.	Eighth ...	Fourth position ...	Four days in labor; exhaustion present; pulse 150; temperature 101° F.; liquor amnii putrid.	Decomposed.	Tetanus.
IV.	First ...	Third position ...	Fifty-two hours in labor; temperature 101° F.; pulse 140; liquor amnii putrid; soft parts bruised.	Decomposed.	Septicæmia; peritonitis.
V.	Eighth ...	Hyperplasia of cervix ...	Temperature 103° F.; pulse 112; uterus rigid; cervix thick and unyielding.	Alive ...	Pelvic cellulitis.
VI.	Second ...	Contracted pelvis ...	Three hours in labor; os two-fifths dilated; membranes absent; head in third position.	Still; delivered by version & cephalotripsy.	Peritonitis.
VII.	First ...	Contracted pelvis; third position.	Three days in labor; uterus rigid; temperature 99·8° F.; pulse 120; soft parts bruised.	Still ...	Puerperal fever; secondary hæmorrhage.
VIII.	First ...	Fourth position ...	Twenty-three hours in labor; temperature 101° F.; pulse 132; liquor amnii putrid.	Alive ...	Puerperal fever; peritonitis.

In three of the cases the subjects were primiparæ, and 55·1 per cent. of all the artificial deliveries were women in their first labor.

The average duration of labor in this class before delivery was effected was 22 hours.

III.—Preternatural Labor.

There were 86 labors in which some other part than the head presented; 52 of these were uncomplicated and 34 are included in complex labor.

The results in the 52 uncomplicated labors is shown in the following table:—

Presentation.	Number of Cases.	Mothers		Children		Decomposed.
		Recovered.	Died.	Alive.	Still.	
Breech	13	13	...	7	4	2
Foot	19	19	...	7	6	6
Transverse	15	14	1	7	7	1
Head and arm	2	2	...	2	...	...
Breech and foot	3	3	...	2	...	1

Delivery took place by natural powers in 13 instances, viz., breech 5, feet 5, transverse 2 (spontaneous evolution), compound 1. It was terminated artificially in 39 instances, viz., extraction 18, breech 5, feet 11, compound 2, forceps to after-coming head 4 (breech 2, feet 2), craniotomy after extraction of body 2 (1 breech, 1 foot), podalic version in 12 (arm), in 2 of which forceps and in 1 craniotomy were required, cephalic version and forceps in 2 (head and arm), decapitation 1 (arm).

Mortality of mothers 1. *Vide* Case IX.

Excluding deliveries in which the child was decomposed in inverted labor 14 out of 24 children were born alive, or 58 per cent. In arm presentation 7 children were born alive and the remaining 8 children were known to be dead on admission, one being putrid.

IV.—Complex Labors.

Labor complicated with some accidental or unusual condition involving danger to the mother or child. Of these there were 234 cases, an increase of 47 over the previous year, viz.—

Plural births	14
Hæmorrhage	65
Retained placenta	9
Puerperal convulsions	20
Ruptured uterus, &c.	6
Prolapse of funis	16
Other complications	104
Total ...	234

(a.) *Plural Births.*

Fourteen women were delivered of twins: 11 of the children were male and 17 female; 24 were born alive (10 male and 14 female) and 4 were born still (1 male and 3 female), 2 being decomposed. In 3 instances they were both males, in 6 instances they were both females, and in 5 instances they were male and female.

Plural deliveries occurred once in 107·2.

Double Cranial.	Head and Breech.	Head and Feet.	Head and Head and Hand.	Head and Head, Foot, and Funis.	Total.
8	1	3	1	1	14

Artificial means of delivery were required in 3 instances, viz., forceps 1, extraction 2.

Mortality 1. *Vide* Case X.

(b.) *Hæmorrhage.*

65 cases are reported, of which 4 died.

The cases are classified thus:—

1. Accidental hæmorrhage	9
2. Unavoidable do.	18
3. Post-partum do.	38
Total ...	65

Besides the above, 2 cases of accidental hæmorrhage and 3 of unavoidable hæmorrhage are included in other labors, viz., of accidental hæmorrhage, plural births 1, puerperal convulsions 1. Of unavoidable hæmorrhage 3 are included under abortions, the fœtus in each instance being under 78 tolas.

Accidental Hæmorrhage.—Nine cases are reported. Four were delivered by natural powers, in 1 of which Barnes' bags had been used to dilate the cervix, 2 by forceps, 2 by version, and 1 by cephalotripsy. Three children were born alive and 6 still, 1 being decomposed.

Mortality 2. *Vide* Cases XI and XII.

Unavoidable Hæmorrhage.—18 cases are reported, of which 1 died. *Vide* Case XIII.

The cases were delivered by—

Natural powers	6
Version	9
Extraction	2
Cephalotripsy	1
Total ...	18

Of the children 10 were born alive and 8 still, 3 of these being putrid.

Post-partum Hæmorrhage.—38 cases are reported, and these include all cases in which the loss of blood after the birth of the child was in any way excessive. In 27 instances the loss of blood was trivial and not such as to affect the convalescence of the mother. In 5 cases the loss of blood was sufficient to affect the mother's pulse, and in 6 instances active measures were called for to control a considerable loss of blood. Not included in the above are 3 cases of hæmorrhage that occurred in other labors.

The mode of delivery in these cases was by—

Natural powers	27
Forceps	8
Version	1
Do. and forceps	1
Evisceration	1
Total ...	38

The mortality was 1. *Vide* Case XIV.

In 5 cases solution of perchloride of iron was used to arrest bleeding, and in 2 cases hot water irrigation was used and acted efficaciously.

(c.) *Retained Placenta.*

Nine cases are recorded under this head and 1 is included under other labors (twins). In 7 there was simple retention and in 2 there was morbid adhesion. 6 of the women were confined at their homes and were brought in with the afterbirth retained. The remaining 3 were delivered in hospital by natural powers. Mortality of mothers, *nil.*

(d.) *Puerperal Convulsions.*

There were 22 cases of puerperal convulsions, 2 of these being included under abortions. Delivery was effected in the remaining 20 cases by—

Natural powers	2
Forceps	14
Cephalic version	1
Cephalotripsy	3
Total ...	20

The following table shows the ages of the women and the number of the pregnancy. It will be seen that 80 per cent. of the number were primiparæ.

Ages of women	10	17	18	19	20	24	26	28	Total 20.
Number of women ...	1	2	4	1	7	1	2	2	
Number of pregnancy ...	1		2		3		8		Total 20.
Number of women ...	16		2		1		1		

Mortality 8. *Vide* Cases XV to XXII.

As mentioned last year these cases generally come under observation a considerable time after the accession of the fits. The mortality is exactly the same as last year, viz., 40 per cent. During the last seven years 138 cases of this complication have occurred in a total of 10,339 labors with 42 deaths, or 1 in every 75 labors with a general mortality of 30·4 per cent.

The principles of treatment this year have been similar to those given in some detail last year.

A short abstract of each fatal case, and also of some severe cases which recovered, is appended.

Number of Case.	Condition on Admission.	Mode of Delivery.	Condition after Delivery.
XV.	First pregnancy; moribund on admission; pulse 160; skin cold and clammy; urine two-thirds albumen.	Forceps	Died during birth of body; exhaustion.
XVI.	First pregnancy; 20 hours in labor; very low; temperature 100; pulse 148; insensible; urine one-tenth albumen.	Cephalotripsy ...	Rallied after delivery; died of septicæmia on the eighth day.
XVII.	First pregnancy; eight months pregnant; temperature 101·4 F.; pulse 104; urine half albumen; partially conscious.	Forceps	Fits continued and she died three hours after delivery in a fit.
XVIII.	First pregnancy; temperature normal; pulse 88; partially conscious; face puffy; urine almost entirely solidified by heat.	Cephalic version ...	Fits continued; died comatose.
XIX.	First pregnancy; 32 hours in labor; temperature 103 F.; pulse 150; urine one-fifth albumen; very low; unconscious.	Cephalotripsy ...	Did not rally; died from exhaustion on the third day.
XX.	First pregnancy; 24 hours in labor; temperature 102 F., pulse 180; urine contains one-sixth albumen; moribund.	Cephalotripsy ...	Died one and a half hours after delivery; exhaustion.
XXI.	Eighth pregnancy; unconscious; temperature 102·6; pulse 128; urine solid from albumen.	Forceps	Premature detachment of the placenta took place before delivery; died from loss of blood and exhaustion.
XXII.	Was twelve days in hospital before labor occurred; pregnancy first; urine contained one-sixth albumen; decreased under treatment and increased to half when labor was induced by provoking uterine action by insertion of a bougie.	Forceps	Died from uræmic poisoning the sixth day.

With regard to cases of recovery the following tabular form of 8 severe cases shows the absolute necessity for interference in the labor:—

Number.	Condition on Admission.	Mode of Delivery.	Result.
1	Comatose; seventh month of third pregnancy; urine entirely solidified by heat and nitric acid; cervix closed.	Dilatation by sponge and sea tangle tents. Barnes' bags and delivery by version.	Consciousness returned after delivery; no fits; good recovery.
2	Insensible; ninth month of first pregnancy; temperature 102·6 F.; pulse 144, small; urine, a trace of albumen; cervix one-fifth dilated.	Dilatation of cervix by Barnes' bags and delivery by forceps.	Consciousness returned six hours after delivery; no fits; good recovery.
3	First pregnancy; unconscious five hours; pulse 104; temperature 100·2 F.; general anasarca; urine contains one-third albumen.	Dilatation by sponge tents and Barnes' bags and delivery by forceps.	Consciousness returned soon after delivery; no fits; good recovery.

Number.	Condition on Admission.	Modes of Delivery.	Results.
4	Post-partum convulsions after a natural labor of fourteen hours; urine one-sixth albumen.	Three fits occurred in rapid succession till pulse was brought down by tinct. veratri vir.	Made a good recovery.
5	First pregnancy; full term; unconscious; temperature 100·6; pulse 140; urine contained one-tenth albumen; os fully dilated; membranes entire; head presenting.	Readily delivered by forceps after evacuation of liquor amnii.	Consciousness returned; no more fits; a good recovery.
6	First pregnancy; pulse 140; conscious; general anasarca; urine three-fourths albumen.	Fits continued frequently till delivery, which was accelerated by artificial dilatation and forceps.	No fits after delivery; made a good recovery.
7	Comatose; temperature 100·2 F.; pulse 140, second pregnancy; eight months pregnant; urine almost entirely solid from albumen; os two-fifths dilated.	Artificial dilatation by Barnes' bags and delivery by forceps.	No fits after delivery; made a good recovery.
8	First pregnancy; semi-conscious; pulse 144; temperature 100°; urine half albumen; os fully dilated; membrane absent.	Delivery by forceps ...	One fit occurred after delivery; made a good recovery.

(c.) *Ruptured Uterus and Vagina.*

Six cases are recorded under this head, viz., ruptured uterus and vagina 2, ruptured uterus 2, ruptured vagina 2.

The ages, number of pregnancy, and duration of labor in these cases are shown in the following table:—

Ages of women	22	25	26	30	32	34	Total 6.
Number of women	1	1	1	1	1	1	
Number of pregnancy ...	3	4	5	6	7		Total 6.
Number of women ...	1	1	2	1	1		
Hours in labor	22	30	32	36			Total 6.
Number of women ...	2	2	1	1			

The presenting part in these cases was arm 2, head 4.

The mode of delivery was version 2, gastrotomy 2, and 2 died undelivered.

Of the 6 cases 5 died and 1 recovered—*Vide* Cases XXIII to XXVIII. The case that recovered was complicated with a fibroid tumour of the uterus. After delivery by version (the shoulder presenting) a rupture in the uterus was detected. The tumour sloughed and was expelled in masses; the woman was removed from hospital on the twelfth day after confinement and was doing well and refused to remain in any longer. The whole fibroid mass appears to have enucleated, the rent in the uterus had healed, and the organ had undergone considerable involution when the patient left—*Vide* Case XXVI.

76

(*f.*) *Prolapse of Funis.*

This complication occurred in 20 instances, 4 of which are included under other labors. Delivery was effected in the remaining 16 cases in the following manner:—

Forceps	1
Version	7
Do. and forceps	1
Do. and craniotomy	1
Extraction	3
Do. and forceps	2
Decapitation	1
Total ...	16

The presentation and results to children are shown in the following table:—

Presentation.	Number of cases.	Children born		Children on Admission	
		Alive.	Still.	Alive.	Still.
With head	3	2	1	2	1
Do. arm	6	2	4	2	4
Do. feet	5	4	1	4	1
Do. head and hand ...	1	1	...	1	...
Do. arm and knee ...	1	1	..	1	...

Mortality of mothers 1. Arm and funis presentation brought from Poonamallee, 12 miles distant, in a common cart, 26 hours in labor. She had fever on admission and attempts had been made to deliver her by native midwives, soft parts being much bruised. She died from septicæmia on the ninth day after confinement—*Vide* Case XXIX.

Ten children were born alive and 6 still; these latter six were all known to be dead on admission.

(*g.*) *Other Complications.*

Nature of Disease.	Number of Cases.	Died.
Albuminuria; anasarca	13	2
Anæmia; anasarca	6	...
Bi-partite uterus	1	...
Bronchitis	5	1
Chicken-pox	1	...
Cystitis	2	...
Diarrhœa	7	1
Dysentery	9	1
Elephantiasis	4	...
Enteritis	1	...
Fibroid tumour of uterus	2	...
Heart disease	5	1
Intermittent fever	9	...
Jaundice	1	...
Laryngitis	1	...
Leprosy	1	...
Obstruction of bowels, volvulus, peritonitis, before admission	1	1
Œdema of lung, acute	1	1
Paraplegia	1	...
Pelvic cellulitis (pre-existing)	1	...
Phthisis pulmonalis	1	...
Placentitis	1	...
Pleurisy	1	...
Pneumonia	1	...
Prolapse of uterus	2	...
Remittent fever	1	...
Rheumatism	2	...
Ringworm (aggravated)	2	...
Sanguineous apoplexy	1	1
Scurvy	1	...
Syphilis	16	...
Thrombus of vagina	1	...
Variola	1	...
Varicose veins of vulva	1	...
Total ...	104	9

Abortions.

In these deliveries the duration of pregnancy was calculated to be less than 28 weeks and the weight of the child less than 78 tolas.

Sixty-eight cases are recorded; they include:—

Nature of Disease.	Number of Cases.	Died.
Abortion, simple	33	...
Accidental hæmorrhage	1	...
Albuminuria; anasarca	3	...
Anæmia; anasarca	2	1
Carneous mole	2	...
Diarrhœa	1	1
Dysentery	2	1
Enteritis	1	1
Fatty mole	1	...
Intermittent fever	2	...
Gastro-enteric fever	1	1
Pelvic cellulitis	1	1
Placenta prævia	3	...
Puerperal convulsions	2	..
Putrid fœtus	1	...
Retained placenta	8	...
Retroversion	3	...
Vesicular mole	1	...
Total	68	6

The deliveries classified under general complications and abortions show 15 deaths or nearly 35 per cent. of the total mortality. The most fatal complications have been, as usual, albuminuria and anasarca, diarrhœa, and dysentery. A record of the fatal cases is to be found in the appendix of this report.

Diseases of Pregnancy.

In addition to these cases a large number of pregnant women have been admitted and treated in the hospital. The diseases treated are shown in the list which follows the classification of labors at the commencement of this report. There were six deaths, two from albuminuria and anasarca, one from peritonitis, the woman being brought into hospital in a dying state, one from cholera, the woman dying within 30 minutes of admission, one from extra-uterine gestation, and one from pneumonia.

DEATHS.

The causes of deaths are classed under the following headings:—

I.—Accidents of child-birth.
II.—Puerperal causes.
III.—Non-puerperal causes.

I.—Accidents of Child-birth.

Puerperal convulsions	8	
Ruptured uterus, &c.	5	
Accidental hæmorrhage	1	
Placenta prævia	1	
Post-partum hæmorrhage	1	
Twins (accidental hæmorrhage)	1	
		— 17

II.—Puerperal Causes.

Puerperal fever, peritonitis	3	
Do. septicæmia	8	
Do. tetanus	1	
		— 12

III.—Non-puerperal Causes.

Albuminuria; anasarca	2	
Anæmia; anasarca	1	
Acute œdema of lung	1	
Diarrhœa	2	
Dysentery	2	

Enteritis	1	
Gastro-enteric fever	1	
Heart disease	1	
Pelvic cellulitis	1	
Obstruction of bowels, volvulus	1	
Sanguineous apoplexy	1	
		— 14
Total		43

The following table shows the class of labor into which these 43 deaths fell:—

I. Natural labor		2	
II. Difficult	Forceps	3	
	Cephalotripsy	2	
	Version and craniotomy	1	
			— 6
III. Preternatural			1
IV. Complex	Twins; accidental hæmorrhage	1	
	Accidental hæmorrhage	2	
	Placenta prævia	1	
	Post-partum hæmorrhage	1	
	Puerperal convulsions	8	
	Ruptured uterus, &c.	5	
	Descent of funis	1	
	Other complications	9	
			— 28
Abortions	Anæmia; anasarca	1	
	Diarrhœa	1	
	Dysentery	1	
	Enteritis	1	
	Gastro-enteric fever	1	
	Pelvic cellulitis; septicæmia	1	
			— 6
Total			43

The ages, number of pregnancy, and duration of labor of the cases are seen in the following tables:—

Ages of women	15	16	17	18	19	20	21	22	23	24	25	26	27	28	29	30	31	32	33	34	35	36	37	38	39	40	41	42	43	44	Total.
Number of women	373					539					311					347															1,570
Number of deaths	...	...	...	7	1	6	2	2	...	4	3	4	2	...	1	5	...	1	...	3	2	...	...	...	...	...	...	...	...	...	43
	8					14					10					11															43

Number of pregnancy	1	2	3	4	5	6	7	8	9	10	11	12	13	14	Total.
Number of women	436	329	213	174	125	110	71	46	32	14	9	2	6	3	1,570
Number of deaths	17	2	6	5	3	3	3	4	...	...	...	...	...	..	43

Hours in labor.	Under 24.		24 to 36.		36 to 48.		Above 48.		Unknown.		Total.	
	Number of Cases.	Died.	Number of Cases.	Died.	Number of Cases.	Died.	Number of Cases.	Died.	Number of Cases.	Died.	Number of Cases.	Died.
Natural labor	1,068	2	.	...	...	...	...	...	1	...	1,069	2
Tedious do.	...	...	14	...	2	...	4	...	...	...	20	...
Laborious	85	2	27	1	5	...	10	3	...	...	127	6
Preternatural	51	1	...	...	1	...	...	...	...	...	52	1
Complex	218	23	7	4	6	...	3	1	...	...	234	28
Abortions	...	...	...	...	...	...	...	...	68	6	68	6
Total	1,422	28	48	5	14	...	17	4	69	6	1,570	43

It will be seen that with regard to age

18·6 per cent. of the total mortality occurred in women under				...	20 years of age.
32·5	do.	do.	do.	do. ...	25 do.
23·2	do.	do.	do.	do. ...	30 do.
25·7	do.	do.	do.	above ...	30 do.

The ratio of mortality to cases was—

Under 20 years	2·1 per cent.
From 20 to 24 years	2·6 do.
From 25 to 30 do.	3·2 do.
Above 30 years	3·1 do.

With regard to pregnancy—

39·5 per cent. occurred in first pregnancy.			
4·6	do.	do.	second do.
13·9	do.	do.	third do.
11·6	do.	do.	fourth do.
6·0	do.	do.	fifth do.
24·4	do.	do.	after sixth do.

In proportion to cases the ratio of mortality was—

First pregnancy	3·90 per cent.
Second do.	·06 do.
Third do.	2·80 do.
Fourth do.	2·80 do.
Fifth, sixth, seventh, and eighth pregnancies	2·4 to 8·7 do.

Respecting the duration of labor excluding abortions in the fatal cases—

In 75·6	per cent.	labor was	terminated	in less than 24 hours.	
In 13·5	do.	do.	do.	between 24 and 36	hours.
In ...	do.	do.	do.	do. 36 and 48	do.
In 10·9	do.	do.	do.	above 48 hours.	

In proportion to cases the mortality of women was—

Under 24 hours	1·9 per cent.
From 24 to 36 hours	10·4 do.
From 36 to 48 do.	10·4 do.
Above 48 hours	23·5 do.

Remarks on Fatal Cases.

There were 43 deaths. Of these 3 died undelivered, 2 were cases of rupture of the uterus, in 1 of which there was cancer of the uterus. In the remaining case the woman had heart disease, and was also suffering from dysentery. She died shortly after admission. The remaining 40 cases show a mortality of 25·4 per mille, a better result than in 1882, when the mortality was 27·3 per mille.

The following shows the decreasing death rate :—

1879	29·07 per mille.
1880	30·1 do.
1881	30· do.
1882	27·3 do.
1883	25·4 do.

Of the 1,570 labors 955 are classed as *out*-cases, that is to say cases admitted in labor, and 615 as *in*-cases, cases kept under observation for a time, averaging 24 days before labor set in. Among the former 41 deaths occurred, while only 2 deaths occurred among the latter. The great advantage gained in keeping these women under observation before labor comes on is again well shown.

PUERPERAL FEVER.

All cases in which febrile symptoms continued for more than 24 hours, and which had an offensive lochial discharge, as well as those cases of continued fever after delivery in which the cause was doubtful and might be attributed to blood poisoning, are included under this head. Other cases of slight transient fever, from such causes as breast distension, premature exertion, or nerve excitement, are not included under this heading.

78

The following tabular form shows the number of deliveries in each month through the year, the cases of puerperal fever, and the blocks in which they occurred :—

Months.	Deliveries.	Blocks in which Cases occurred and Number.	Total in each Month.
January	112	D 2 ... 1 Cottages ... 2	3
February	95	D 2 ... 3 A 2 ... 3 E 2 ... 1	7
March	130	E 2 ... 1 Cottages ... 2	3
April	130	D 2 ... 1 E 2 ... 2	3
May	131	E 1 ... 1 E 2 ... 1 Cottages ... 1	3
June	118	D 2 ... 1 Cottages ... 2	3
July	129	Cottages ... 3 B 1 ... 1 E 2 ... 2 D 2 ... 1	7
August	130	E 2 ... 3 D 2 ... 1 Cottages ... 1	5
September	143	Cottages ... 4 B 1 ... 1	5
October	160	Cottages ... 2 E 2 ... 1 E 1 ... 1 B 1 ... 1 B 2 ... 1	6
November	146	D 2 ... 1 B 2 ... 1 E 2 ... 2	4
December	146	Cottages ... 1 B 2 ... 2 D 2 ... 1 B 1 ... 1	5

The blocks used for puerperal cases are A1, B1, B2, D1, D2, E1, E2, A2 and cottages. The total number of cases treated was 54 in 1,570 deliveries, or 3·4 per cent. The number in 1882 was 50 in 1,427 deliveries, or 3·5 per cent. The cases are fairly evenly distributed among the various blocks throughout the year, and nothing of the nature of an epidemic has at any time prevailed.

In natural labor there were 8 cases—2 fatal, the others recovered. Details of the 2 fatal cases are to be found in the appendix—*Vide* Cases I and II.

In regard to Case No. I the woman went on naturally till the eleventh day, being detained in hospital on account of the child having ophthalmia, and there is every probability that by carelessness she was infected from the child.

Another woman, who had been in the same block as this case, was attacked one day after, but recovered.

These are the only cases where there was reason to believe that infection occurred from without the woman.

The other fatal case is detailed in the appendix—Case No. II. Here there was considerable mental distress, the woman fretting from causes mentioned in the report.

The remaining 6 cases of natural labor were all distributed and were of an extremely mild character, the fever only lasting about 48 hours and the temperature not rising in any case higher than 102° F.

All the other cases were cases of morbid labor. Seventeen occurred in the cottages and had been admitted with putrid discharge, generally from protracted labor and with fever before admission.

Nine of the fatal cases were out-cases.

The following abstract shows the nature of the 13 fatal cases :—

Natural labor	2
Difficult, laborious; forceps delivery	2
Do. do. craniotomy	2
Do. do. version and craniotomy	1

Preternatural labor	1
Complex labor, bronchitis, confined outside	1
Do. puerperal convulsions, septicæmia, following protracted labor	1
Accidental hæmorrhage	1
Arm and funis version	1
Abortion, retroversion	1
Total ...	13

CHILDREN.

The produce of 1,499 deliveries (*i.e.*, excluding 3 cases which died undelivered and 68 abortions) was 1,509, there being 10 twin-births. Of these 1,206 were born at or near full term, 256 were premature, and 47 had undergone changes or become putrid.

SEX.—709 were males and 800 were females, a proportion of 88·5 males to 100 females—an unusually large proportion of females.

Live and Still-births.—1,368 children were born alive and 141 still, including the 47 decomposed children.

The percentage of live births is 90·6.

The ratio of still births, exclusive of decomposed children, was 6·4 per cent.

Sex of Still and Decomposed Children.—Of the 94 still births 56 were males and 38 were females, and of the decomposed children 26 were males and 21 females, a ratio of about 160 males to 100 females.

The following table shows the classes of labor in which the still births occurred :—

Class of Labor.	Number of Cases.	Still.		Decomposed.	
		Male.	Female.	Male.	Female.
Natural	1,069	3	2	8	6
Difficult	147	16	10	5	3
Preternatural	52	9	8	5	5
Complex	231	28	18	8	7
Total ...	1,499	56	38	26	21

DEATHS OF CHILDREN IN HOSPITAL.

During the year 43 children have died in hospital within the first ten days of life. This result is an improvement over last year, when the number of deaths was 52 in 1,279.

Atelectasis	8
Congestion of brain	4
Erysipelas	2
Infantile convulsions	4
Imperforate anus	1
Pneumonia	3
Peritonitis	3
Premature birth	16
Do. atelectasis	2
Total ...	43 in 1,366

OBSTETRIC OPERATIONS.

Two hundred and sixty-five women were assisted in their labors—1 in 5·6.

Acceleration of Labor.—Labor was accelerated in the first stage by Barnes' bags in 19 cases. Of these 4 were delivered without further interference. In 3 preternatural labors delivery was completed by extraction and forceps in 2 and version and craniotomy in 1. In 12 complex labors delivery was completed by forceps in 6, cephalotripsy 2, version 3, and 1 died undelivered.

Mortality 4. *Vide* Cases IX, XVII, XIX, and XXIV.

79

The *forceps* was employed in 142 instances and the *lever* in 1 (one blade of the forceps)—1 in 10·5.

The following table shows the class of labor and the results to the mother and child :—

Class of Labor.	Number of Cases.	Mothers died.	Children	
			Alive.	Still.
Difficult	101	3	90	11
Preternatural	9	...	6	3
Complex	33	5	24	9
Total ...	143	8	120	23

For fatal cases. *Vide* Nos. V, VII, VIII, XV, XVII, XXI, XXII, XXXVII.

The proportion of still-births in the children is 1 in 6·71.

In comparison with previous years the following table shows the result obtained :—

—	1879.	1880.	1881.	1882.	1883.
Proportion of cases in which the forceps was used ...	1 in 9·78	1 in 14·3	1 in 13·4	1 in 11·7	1 in 10·5
Proportion of still-births in these cases	1 in 4·6	1 in 3·8	1 in 6	1 in 5·2	1 in 6·21
Percentage of live births, taking all cases during the year	90·5	90·	90·	91·2	90·6

Version was performed in 48 instances—cephalic 5 and podalic 43. Of the cephalic versions the face presented in 2 instances, in 1 of which delivery was terminated by forceps; in 2 preternatural (head and hand) delivery was completed by forceps. In complex labor 1 (puerperal convulsions) delivery taking place by natural powers.

Of the podalic versions 6 were cases of difficult labor, in 1 of which the brow presented and head in 5. In 3 cases delivery was terminated by cephalotripsy and in 1 by forceps; 12 were preternatural, in 3 of which delivery was terminated by instrumental aid, viz., forceps 2 and cephalotripsy 1; 25 were complex labors, viz., accidental hæmorrhage 2, placenta prævia 9, post-partum hæmorrhage 2, in 1 of which delivery was completed by forceps, ruptured uterus 2, prolapse of funis 9, in 2 of which instrumental aid was necessary to complete delivery, viz., forceps 1, cephalotripsy 1; prolapse of uterus 1.

Mortality of mothers 6. *Vide* Cases Nos. VI, IX, XIII, XIV, XXV, XXIX.

The character of the labor and results are shown in the following table :—

Character of Labor in which Podalic Version was performed.	Number of Cases.	Terminated by Forceps.	Terminated by Craniotomy.	Mothers		Child	
				Recovered.	Died.	Alive.	Still.
Difficult	6	1	3	5	1	3	3
Preternatural	12	2	1	11	1	9	3
Accidental hæmorrhage ...	2	...	...	2	...	1	1
Placenta prævia	9	...	...	8	1	4	5
Post-partum hæmorrhage ...	2	1	...	1	1	...	2
Ruptured uterus	2	...	...	1	1	...	2
Prolapse of funis	9	1	1	8	1	6	3
Prolapse of uterus	1	...	...	1	...	1	...
Total ...	43	5	5	37	6	24	19

In 17 of the cases the children were known to be dead, and in the remaining 26 cases 24 were born alive.

Craniotomy or cephalotripsy was resorted to in 33 instances. Delivery in almost all these cases was effected by the Calcutta craniotrix. In a few of them by Barnes' craniotomy forceps. In 28 of the cases the fœtal heart was inaudible at the time of operation. In 22 the labor is classed as difficult, in 8 of which the forceps had been used without success.

In 3 the labor was preternatural (breech 1, feet 1, arm craniotomy after version, 1), and in 8 it was complex, viz., accidental hæmorrhage 1, placenta prævia 1, puerperal convulsions 3, arm and funis after version 1, albuminuria anasarca 1, and syphilis 1.

Mortality of mothers 8. *Vide* Cases Nos. III, IV, VI, IX, XI, XVI, XIX, XX.

Decapitation was performed in 1 case of arm presentation, in which the child was known to be dead on admission.

Extraction was performed in 35 instances: 17 children were born alive and 18 still.

Gastrotomy was performed in 2 instances of ruptured uterus and vagina, and both died.

Evisceration was performed in 1 instance.

Induction of Labor was practised in 19 instances, putrid fœtus 3, protracted gestation 3, contracted pelvis 2, albuminuria anasarca 1, cystitis 2, diarrhœa 2, dysentery 1, elephantiasis of vulva 1, paraplegia 1, placenta prævia 1, malarial fever 1, and puerperal convulsions 1.

Mortality 4—diarrhœa 1, dysentery 1, puerperal convulsions 1, and contracted pelvis (acute œdema of lungs) 1.

Spontaneous Evolution.—In 2 cases of preternatural labor (arm) delivery took place by natural powers unaided.

INTERNAL ECONOMY.

The total expenditure of the Lying-in Hospital and Egmore Female Dispensary, including the Superintendent's salary (part of which should be debited to the Educational Department), and also repairs and additions to buildings, &c., but excluding hospital recoveries, has been Rs. 31,758.

The daily cost of dieting each European and East Indian pregnant woman has averaged 6 annas 2 pies, and the average cost of the diet of each in-patient confined or suffering from diseases of pregnancy has been Rs. 5-14-9.

The daily cost of dieting each native puerperal woman has been 2 annas 7 pies and the average cost of each in-patient confined or suffering from diseases of pregnancy has been Rs. 2-7-9.

The recoveries as hospital stoppages from European and East Indian patients amounted to Rs. 739-9-0, or 63·4 per cent. of the total cost of dieting.

Rs. 5 have been recovered from native patients.

MIDWIFERY CLASS.

The expenses of this class amounted to Rs. 2,069-4-11. Fifteen European and East Indian and nine Native pupils have obtained diplomas as midwives. Rs. 58-8-0 were recovered as diploma fees. Five women attended as unstipended nurses. Besides the above, eight women are under training from Local Fund Boards.

Four Native and one East Indian midwives obtained appointments to up-country stations and dispensaries.

One East Indian and two Native pupils have been dismissed.

Eleven European and sixteen Native pupils remain under training.

MADRAS,
1st *January* 1884.

(Signed) A. M. BRANFOOT, M. B.,
Superintendent, Government Lying-in Hospital.

APPENDIX.

CASE I.—*Labor Natural, Septicæmia.—Chamatha,* æt. 18 years, Hindu, pregnancy first. An out-case, admitted on the 3rd February and delivered after a labor of fourteen hours by natural powers: the second stage lasted two and a quarter hours and the third stage was natural. She continued well up to the eleventh day after confinement (being detained in hospital on account of her child, who was suffering from ophthalmia), when she felt chilly and the lochia was red and offensive. The uterus was found to contain organized offensive clots attached to its walls firmly. Temperature 101° F., pulse 120. On the following day the temperature in

80

the evening rose to 104° F., pulse 120, and the lochia were reported to be very offensiv Under chloroform several firm offensive clots were removed and the cavity washed out wi disinfectant lotions. On the 16th February temperature was 101° F., pulse 108, lochia st dark, red, and offensive, talks in an excitable manner. She became worse and died fro septicæmia at 11 p.m., 17th instant, the fifteenth day after delivery.

CASE II.—*Labor Natural, Septicæmia.—Mrs. Aubert,* æt. 27 years, East Indian, pregnanc first. An out-case, admitted 14th July in labor with her first child at full term of gestatic and was delivered by natural powers of a living female child: the second stage lasted three hou and the third stage ten minutes. She did well for three days after delivery, but on the four morning, 17th instant, the temperature was 100·6° F., the lochia were offensive and scan and uterus large. On the following day (18th) the lochia were suspended, temperature 101· F., she was restless, complained of much frontal headache, and had an anxious look, pulse w 120. In the evening the temperature was 98·4° F. On the 19th there was slight tenderne in the abdomen, had slept well the previous night, there was no headache, and the lochia ha come on again after warm vaginal irrigations, breasts distended. On the 20th the temperatu was 99·6° F., slight pain was felt just over the pubes, discharge scanty, brownish and n offensive. During the day the temperature rose to 103° F., and slight delirium was presen On the 21st the discharge was dark, scanty, and offensive, temperature 100° F., pulse 11 On the 22nd temperature was 101° F., no pain or tenderness over uterus which is still larg had four loose feculent motions, was delirious during the day, and at times violent. On th 24th slight convulsions occurred, during which her breathing became stertorous, arms chiefl affected, is insensible. Died at 5 a.m., 25th, from exhaustion. This woman had been sufferin from considerable mental distress. She believed that a native man wanted to claim her as h child and that her husband would in consequence disown her. This preyed on her mind an affected her considerably.

CASE III.—*Labor Difficult, Laborious, Craniotomy, Puerperal Fever before Admissio Tetanus.—Mungathoy,* æt. 35, pregnancy eighth, Hindu. An out-case, admitted 1 p.m., 4t March, from St. Thomas' Mount, four days in labor with her eighth child at full term. O admission she was much exhausted, pulse 1·0, temperature 101° F., abdomen enormously di tended with gas, uterus rigid, labia much swollen and separated by the presenting head, th scalp tumour of which was crepitant. Four ounces of bloody urine was drawn off, half a ounce of brandy was given, and delivery easily effected by craniotomy. The child was putri the placenta was removed by the hand, expression failing owing to the great tympany presen and ergotine was injected to control the slightly relaxed state of the uterus. The swelling the soft parts went down, the vaginal sloughs separated, and the condition of the parts im proved, and she was doing fairly well up to the morning of the 12th March, when symptoms tetanus set in to which she succumbed on the following day at 3 a.m.

CASE IV.—*Labor Difficult, Laborious, Cephalotripsy, Puerperal Fever, Peritonitis befo Admission.—Thoyee,* æt. 20 years, Hindu, pregnancy first. An out-case, admitted 6th Ma 7 a.m., 52 hours in labor with her first child at full term. Present state:—Temperature 101· F., pulse 140, almost imperceptible, breathing hurried, expression anxious, abdominal wal œdematous, uterus rigid, fœtal heart and uterine souffle inaudible, labia œdematous, vagina h and abraded within, head in the cavity of the pelvis in the third position with a large scal tumour, os fully dilated, membranes absent, liquor amnii offensive, bladder distended, but th catheter could not be introduced into the bladder, the head being jammed against th symphysis pubis. She was delivered by cephalotripsy of a female putrid child at 7-40 a.m a large quantity of offensive liquor amnii escaping. A catheter now introduced into the bladd drew off half a pint of urine; the placenta was expressed; half an ounce of brandy was give and morphiæ hydrochloras ¼th grain injected hypodermically as she was restless; no hæmor rhage occurred. She continued in much the same state with distension of the abdomen wit great tenderness and was freely stimulated. She gradually sank, however, and died at 9 p.m on the same day.

CASE V.—*Labor Difficult, Laborious, Forceps, Hyperplasia of Cervix Uteri, Pelvic Cellulitis —Chinnamah,* æt. 30 years, Hindu, pregnancy eighth. An out-case, admitted 2 p.m., 20t June, 21 hours in labor with her eighth child at full term of pregnancy. On examinatio uterus was rigid, fœtal heart audible, temperature 103·4° F., pulse 112, os three-fifths dilated cervix thick and unyielding, head presenting in the brim with a small scalp tumour, membrane absent, said to have ruptured nine hours before admission, liquor amnii stained with meconium pains absent. She was delivered by forceps of a living female child, the cervix graduall yielding when pressure was brought to bear on it. Four grains of ergotine were injecte hypodermically. Placenta was cast ten minutes after; there was no bleeding. On the 21st the day after delivery, slight tenderness was present in lower part of abdomen, discharge wa natural, but she was unable to pass urine without a catheter. On the 22nd and 23rd th tenderness in abdomen was much the same, discharge was natural, and temperature wa normal. On the 25th the pain in the uterus had disappeared, but some tenderness was presen over the symphysis pubis and pain was complained of in the right hip-joint. On a vagina examination the anterior wall of the vagina was found swollen and prolapsed. In the evenin the temperature rose to 103° F. On the 26th the temperature was 101° F., great tenderne was present over symphysis pubis. A rigor occurred at 9 a.m. In the evening the temperatur

fell to 98·4° F.; and a rigor again occurred. Discharge scanty, but not offensive. On tl 28th the tenderness over symphysis pubis had almost disappeared, but diarrhœa set in whic continued up to the 29th. On the evening of this day she became delirious. On the 30th tl temperature rose to 107° F. at 6 a.m. She continued in much the same state till 2-45 p.m when she became comatose and died at 5 p.m.

Case VI.—*Labor Difficult, Laborious, Contracted Pelvis, Forceps failed, Version an Cephalotripsy, Puerperal Fever, Peritonitis, Lutchmee*, æt. 20 years, Pariah, pregnancy secon An in-case, admitted into the labor ward at 1 p.m., 15th September, three hours in labor a the full term of pregnancy. Her first child was delivered in this hospital by natural power On examination fœtal heart was audible on the right side, uterine souffle below umbilicus, c two-fifths dilated, membranes absent, not known when ruptured, the head was above the brin in the third position, promontory of the sacrum was felt to project unusually forward. Th cervix not dilating readily, tepid irrigations against the cervix was used, and subsequently th cervix was artificially dilated. At 5-45 p.m., the os being four-fifths dilated and no descer taking place, she was placed under chloroform and Simpson's forceps applied, but the hea could not be made to descend, and delivery was then effected with great difficulty by versio and cephalotripsy; the placenta was delivered naturally. No hæmorrhage occurred. On th 16th the temperature was 103·8° F., pulse 102, soft parts were swollen, uterus large, tende and soft. On the 17th the temperature was 100·2° F., pulse 92, tenderness over uterus les lochia natural, swelling of soft parts less. On the 18th the temperature was 102·6° F., puls 108, uterus still tender on pressure, and the lochia offensive. The tenderness continued wit offensive lochia and fever with delirium. She died at 10 a.m., 22nd September.

Case VII.—*Labor Difficult, Laborious, Small Pelvis, Forceps, Puerperal Fever, Secondar Hæmorrhage.—Vizalutchmee*, æt. 19 years, Hindu, pregnancy first. An out-case, admitted 11-3 a.m., 4th October, three days in labor with her first child at the full term of gestation: uterus wa rigid, fœtal heart was faintly audible on the right side, temperature 99·8° F., pulse 120, smal bladder distended, soft parts much bruised from manipulation by native midwives befor admission, os fully dilated, membranes absent, said to have ruptured forty-two hours befor admission, head presenting in the brim in the third position with a large scalp tumour, pelvi generally small, liquor amnii very offensive. Urine was drawn off and delivery was effected b forceps with considerable difficulty owing to the general smallness of the pelvis. A male chil was born asphyxiated and artificial respiration failed to restore it. Placenta was cast fiv minutes after; there was no hæmorrhage. On the 5th the uterus was found large and to th right side, soft parts were sloughy, temperature 98·4° F., pulse 108, lochia very offensive. O the 6th the temperature was 6° F., there was tenderness on pressure over the uterus, lochia stil offensive, and soft parts in a sloughy condition. On the night of the 7th at 11 p.m. secondar hæmorrhage occurred, which was controlled by iced water injections and swabbing the wall with solution of perchloride of iron. The posterior vaginal wall over the cervix uteri wa found in a sloughy condition. Had small attacks of hæmorrhage, which were controlled b iced water syringing and perchloride of iron, but she sank and died at 9-20 p.m. on the 10t October from the effects of hæmorrhage.

Case VIII.—*Labor Difficult, Laborious, Forceps, Puerperal Fever, Peritonitis.—Amma cunnoo*, æt. 17, pregnancy first, Hindu. An out-case, admitted 1 p.m., 30th August, 23 hour in labor with her first child at full term of gestation: fœtal heart and uterine souffle below umbilicus, os almost fully dilated, membranes absent, not known when ruptured, uterus rigid head presenting in the cavity in the fourth position with a large scalp tumour, liquor amni offensive, temperature 101° F., pulse small, 132. Delivery was effected by forceps, a male chil being born asphyxiated, but restored by artificial respiration; placenta was cast five minute after, followed by some bleeding, which ceased after the removal of clots from the uterus an the administration of ergot. On the 31st the lochia were offensive, tenderness on the uterus which is pushed up and large, pulse 108, temperature normal. On the 2nd the discharge was still offensive, soft parts looked unhealthy, and abdomen was very tense. On the 30t peritonitis increased, abdomen was much distended with gas, temperature 102° F., pulse 136 She sank and died 12-15 noon that date.

Case IX.—*Labor Preternatural, Transverse Shoulder, Version and Craniotomy, Puerpera Fever, Puerperal Mania.—Lutchmee*, æt. 28 years, Hindu, pregnancy third. An out-case, admitted 7-30 a.m., 2nd April, 19 hours in labor with her third child at full term of gestation: fœta heart irregular, uterus rigid, temperature 102° F., pulse 120, os three-fifths dilated, membrane absent, said to have ruptured at commencement of labor, shoulder presenting. Barnes' bag No. 5 was introduced and the cervix dilated to four-fifths, and under chloroform delivery wa effected by version and craniotomy with considerable difficulty owing to the rigid condition o the uterus. Slight bleeding occurred, which was controlled by ergotine hypodermically and firm pressure on the uterus and the removal of the placenta by the hand. The placenta wa affected with calcareous degeneration. In the evening the temperature was 100° F., pulse 114 On the following day (3rd) the lochia were offensive, temperature 101° F., pulse 120, uterus natural. On the 5th the discharge was still offensive; slight tenderness in the abdomen was present. She did fairly well till the morning of the 8th, when maniacal symptoms set in. These symptoms were easily controlled by chloral hydrate. On the 10th the temperature was 104° F., pulse 120, and she was perfectly rational. Diarrhœa then set in. On the 11th the temperature

was normal, pulse 102, there was no delirium; but on the same day at 11 a.m. she became suddenly collapsed and died at 3-30 p.m.

Case X.—*Labor Complex, Twins, First Child born outside, Accidental Hæmorrhage.—Palliam*, æt. 30 years, Hindu, pregnancy seventh. An out-case, admitted 5-30 p.m., 27th July 1883, in a moribund state. Her relatives stated that she was in her ninth month of pregnancy, that labor set in six hours before admission and progressed favorably up to 2 p.m., when she was delivered of a living female child, the head being first born. Bleeding set in soon after and continued till she was brought to hospital. On examination uterus corresponded to the sixth month of gestation; she was in a collapsed state. Brandy ℥ ss. was at once given by mouth, which was swallowed with difficulty. Æther ♏ xx was injected hypodermically. She did not rally and died 15 minutes after admission. On a vaginal examination now made the feet of a second child were found to present; some fluid blood escaped: the child was extracted, the placentæ were found lying loosely in the uterine cavity.

Case XI.—*Labor Complex, Accidental Hæmorrhage (Concealed), Cephalotripsy.—Ammanee*, æt. 26 years, pregnancy fourth, Hindu. An out-case, admitted 3-30 a.m., 21st May, 10 hours in labor in the eighth month of her fourth pregnancy, stating that she had vomited twice and passed two large clots of blood by the vagina. Fœtal heart and uterine souffle audible, uterus rigid, pulse weak 104, os two-fifths dilated, membranes entire, head presenting in the brim, no bleeding externally. She was ordered ammonia and brandy. She slept till 6-30 a.m., when she again vomited. The os was now three-fifths dilated, membranes were artificially ruptured, liquor amnii stained green from meconium, temperature 97° F. At 8-30 a.m. brandy ℥ ss. was given, chloroform sparingly administered, and delivery effected by cephalotripsy. The uterus remaining large and soft, the placenta was at once removed by the hand, together with several large dark clots. The pulse was now almost imperceptible. She became restless and morphia hyd. ⅛th grain was injected hypodermically. With stimulants the pulse improved and she seemed better, but at 12 noon she again became restless and died at 2 p.m.

Case XII.—*Labor Complex, Accidental Hæmorrhage, Puerperal Fever, Peritonitis.—Polamah*, æt. 34 years, pregnancy seventh, Pariah. An out-case, admitted 1 p.m., 8th December, in labor with her seventh child in the eighth month of pregnancy with a history of hæmorrhage for the past eight hours. Pulse was 120 soft, temperature 99° F., uterus large and tense, pains absent, os was fully dilated, membranes entire, head could be felt presenting in the brim in the first position. Four grains of ergotine were injected hypodermically and the membranes artificially ruptured. Two large clots came away. Uterine action came on five minutes after, and a male still-child was delivered by natural powers, followed soon after by the placenta and several large blood clots. The uterus was quite relaxed, and some fluid blood escaping, the cavity was washed out with solution of perchloride of iron 1 to 4 parts, which effectually averted any further hæmorrhage. On the 9th the temperature was normal, pulse 100 of fair force, uterus large and tender, slight tympany present, lochia dark colored. On the 10th uterus still very large and tender, temperature 98·4° F., pulse 126 small and jerky. On the 11th temperature was 99·8° F., pulse 120, still tenderness over uterus, and also over whole abdomen. In the evening temperature was 102° F., pulse 144, lochia dark, scanty, and offensive. On the 13th temperature was still 102° F., pulse 132, uterus high up in the abdomen, reaching within two fingers' breadth of the umbilicus and very tender. She gradually became worse and died at 5-45 a.m., 16th December, ninth day after delivery.

Case XIII.—*Labor Complex, Partial Placenta Prævia, Head Presentation, Version.—Mrs. Cove*, æt. 24, East Indian, pregnancy third. An out-case, admitted 1st August, 14 hours in labor with her third child at full term and with a history of having had bleeding for the past seven hours. Present state:—Temperature 99° F., pulse 140 soft, fœtal heart audible on the left side, uterine souffle just over pubes. Patient was freely stimulated with brandy before admission. On examination the vagina was found to be full of dark clotted blood and fresh bleeding was going on, os was three-fifths dilated, membranes entire, head presenting in the brim of the pelvis, an edge of the placenta was felt on the right side, the membranes were at once ruptured and a stimulating enema given and a tight binder applied. The bleeding ceased after this, but slight hæmorrhage occurred at 3 a.m., when the os was found fully dilated. Delivery was now effected by version without difficulty, a live female child being born. Infusion of ergotæ ℥ i was given, and, slight hæmorrhage occurring, the placenta was removed by the hand, the cervical portion being to a great extent still attached and requiring separation. No further hæmorrhage occurred, but the patient was very weak, pulse smaller 146: ammonia and brandy were freely given with nourishment. At 6 a.m. she slept a little and appeared comfortable: uterus was firm. At 8-30 a.m. she became restless, pulse very small and quick, temperature 99° F., respiration hurried, skin cold and clammy, mucous membrane of lips were blanched, but there was no bleeding. Morphia hyd. ⅛th grain was ordered hypodermically. She slept up to 10 a.m. when she vomited and slight bleeding took place. The abdomen was distended with gas. At 12 noon she became very restless and much worse and died at 2-55 p.m. Death appeared to have occurred as the result of hæmorrhage and shock, the symptoms of the latter being most marked.

Case XIV.—*Labor Complex (Head and Funis), Version, Post-partum Hæmorrhage, Laceration of Cervix, Secondary Hæmorrhage.—Coopoo*, æt. 30 years, Pariah, pregnancy eighth. An in-case, admitted into the labor ward at 9-30 a.m. 6th February, two hours in labor with her eighth child

at full term of gestation: fœtal heart audible on the left side, uterine souffle below umbilicus, pains were feeble, os admitted two fingers, membranes absent, said to have ruptured a little while before admission, head presented at the brim. A tepid water enema was ordered. The pains increased, and at 3-15 p.m. os was three-fifths dilated and a loop of the cord was felt in front of the head and pulsating. She was at once put in the knee-elbow position and the cord easily pushed up above the presenting head by the fingers. The cervix was now nearly four-fifths dilated, and the fœtal heart auscultated was irregular. Chloroform was therefore administered and Barnes' forceps applied, but on passing the blades spasmodic contraction of the cervix took place and reduced it to a two-fifths dilatation; a gush of bright blood also took place. The blades of the forceps were removed and podalic version performed; the left foot brought through the cervix, when all bleeding ceased. Delivery was completed at 4-10 p.m., some difficulty being experienced owing to the spasmodic condition of the cervix. Immediately after delivery free bleeding occurred. Two grains of ergotine were injected hypodermically and the placenta was at once expressed when bleeding ceased. At 4-25 p.m. slight oozing of bright blood took place, the cervix was found lacerated, and was swabbed with solution of perchloride of iron 1 to 4 parts. This failing to arrest the bleeding the uterus and vagina were washed out with the iron solution, after which all bleeding ceased. The patient became collapsed from the loss of blood and was rallied by the administration of brandy and ammonia by mouth and æther hypodermically. At 5-30 p.m. she was restless and morphia hyd. ⅙th grain was given hypodermically, soon after which she fell asleep. On the 7th she had rallied considerably, temperature 99° F., pulse 114, small and compressible. On the 8th, 5 a.m., temperature was 98·4° F., pulse 108, she was restless, and on several occasions attempted to sit up in bed. Discharge bright, rather free; pain over uterus. At 7-30 a.m. two large dark clots were passed which were offensive. At 1 p.m. secondary hæmorrhage occurred, and about eight ounces of blood were lost. Further hæmorrhage was arrested by syringing with solution of perchloride of iron. Hæmorrhage occurred again at 4-5 p.m. and 7-5 p.m. under which she succumbed—died at 5-20 p.m.

Case XV.—*Labor Complex, Puerperal Convulsions, Forceps, Died during Delivery.—Latchmee Bhai*, æt. 16 years, pregnancy first, Hindu. An out-case, admitted 4-45 p.m., August 1st, in a moribund state, having had several convulsive fits for eight hours before admission. On admission she is found to be nine months pregnant with her first child, very restless, fœtal heart and uterine souffle could not be heard from this cause, pulse small 160 per minute, skin cold and clammy, breathing short 48 per minute, urine contains two-thirds albumen, os two-fifths dilated, membranes entire, head presenting in the brim, uterine action present. The membranes were ruptured at 6-15 p.m. and a quantity of liquor amnii stained with meconium escaped, and brandy and ammonia were ordered. Æther ♏ xx was injected hypodermically; hot water bottles to feet. At 7-20 p.m. the cervix was found to have fully dilated, the head was in the cavity, and patient's condition much the same. It was deemed advisable to empty the uterus as it would relieve the breathing. At 7-15 p.m. forceps was applied gently and a still female child was delivered very easily. During the birth of the body, however, the heart ceased to beat.

Case XVI.—*Labor Complex, Puerperal Convulsions, Cephalotripsy, Puerperal Septicæmia.—Cointhamah*, æt. 20 years, pregnancy first, Hindu. An out-case, admitted 11-10 a.m., 7th September, 20 hours in labor with her first child at full term of gestation, having had five convulsive fits during the six hours prior to admission. Present state:—Is quite insensible, bladder enormously distended, 3½ pints of urine were drawn off and contained one-tenth albumen, temperature 100·6° F., pulse small 148, head presenting at the outlet in the third position with a large scalp tumour. Brandy was given, æther used as the anæsthetic, and delivery effected by cephalotripsy. The perineum being rigid, required incisions to relieve tension. A large quantity of decomposed liquor amnii escaped. The third stage was natural. Ordered milk and broth and brandy ℥ij every hour. On the 8th the temperature was 104° F., pulse 120, was partially conscious, there was tenderness over the uterus which was large and firm, lochia slightly offensive, soft parts œdematous and bruised. On the 9th the temperature was 100·4° F., pulse 108, tongue dry furred, uterus still tender, lochia slightly offensive, urine contained no albumen. She continued much the same till the 12th when she complained of acute pain over the uterus. At 3 a.m. the temperature was 105·8° F. and had gone down at 6 a.m. to 103° F., pulse 120. On the 13th, at night, she became insensible, bowels were frequently moved and passed involuntarily, urine was turbid and contained one-third albumen. On the 14th at 2 a.m. temperature was 105° F., pulse 126, she was quite comatose. Died at 11 a.m. same date.

Case XVII.—*Labor Complex, Puerperal Convulsions, Forceps.—Mrs. Foote*, æt. 19 years, East Indian, pregnancy first. An out-case, admitted from Arkónam at 9-30 p.m., 15th October, suffering from convulsions. The first fit occurred at 3 p.m. on the 14th, another during the day on the 15th, and the third one at 8-30 p.m., an hour before admission. Present state:—Is eight months pregnant, not in labor, fœtal heart sounds and uterine souffle audible, temperature 101° F., pulse 104 of fair force, labia very much swollen from effusion of serum, face puffy, is partially conscious and very restless. The labia were pricked and a large quantity of serous fluid escaped. At 10 p.m. a fit of an epileptic character occurred, which was controlled by inhalation of chloroform. Tinct. veratri vir. ℥ss. was given by mouth; urine contained half albumen. At 11 p.m. a second fit occurred and the veratrum was repeated. At 11-20 p.m.

82

pulse 120, uterus was acting, os admitted one finger, membranes were then artificially ruptured, head was found presenting; bowels being loaded an enema of warm water was given on admission and pulv. jalap co. ℥ss. by mouth. Five fits occurred up to 1 a.m., 16th, the pulse was 140 of good force, bowels had moved. Veratrum was repeated at 2 a.m. Fœtal heart sounds were not heard, cervix admitted one finger still, and artificial dilatation by Barnes' bags was resorted to. At 3 a.m. another fit occurred, and at 4 a.m. No. 3 Barnes' bag was expelled, the cervix being three-fifths dilated. Another fit occurred at 5-30 a.m., and at 7-25 a.m., the cervix being fully dilated, delivery was effected by forceps of a still female child. No more fits occurred. She was very restless. She became rapidly worse. The face became livid, respiration was hurried and shallow, and she died at 10-30 a.m. on the same day, three hours after delivery.

Case XVIII.—*Labor Complex, Puerperal Convulsions, Head and Hand, Cephalic Version.—Mooneammah*, æt. 18 years, Pariah, pregnancy first. An out-case, admitted at 8-30 a.m., 22nd September, in a partially conscious state, suffering with puerperal convulsions in the ninth month of her first pregnancy: several fits are said to have occurred before admission. Present state:—Temperature normal, pulse 88, face puffy, conjunctivæ injected, pupils contracted, fœtal heart and uterine souffle heard on the right side, os admitted one finger, membranes entire, hand presented by the side of the head which was resting on the brim, feet œdematous, urine almost solidified by heat from albumen. A fit occurred at 8-45 a.m. Membranes were ruptured with a quill, a large quantity of liquor amnii allowed to escape, and the hand was pushed up above the head. Up to 12-50 p.m. six fits occurred, chloroform being administered to mitigate the convulsions. She vomited a round worm at 10-15 a.m. and was given four grains of santonine, followed by half an ounce of castor oil. Pains were coming on at intervals, the patient being restless and requiring to be kept under chloroform slightly. At 1-50 p.m. chloral hydras. and bromide of potass. were given by the nose. Two more fits occurred up to 2-30 p.m. when the os was fully dilated, the temperature was 101·2° F. At 2-5 p.m. and 3-15 p.m. a fit occurred. At 3-30 p.m. a still male child was born by natural powers, a quantity of meconium coming away from the uterus after delivery. The fits continued after delivery and she died at 12-15 a.m., 23rd September, the day following delivery.

Case XIX.—*Labor Complex, Puerperal Convulsions, Cephalotripsy.—Ameeda Bee*, æt. 17 years, Mahomedan, pregnancy first. An out-case, admitted 1-15 p.m., 19th November, 32 hours in labor with her first child at full term in a semi-unconscious state, having had several convulsive fits before admission. On examination uterus is rigid, fœtal heart inaudible, temperature 103° F., pulse 160, legs and feet œdematous, vagina hot and moist, os admitting one finger easily, membranes absent, head presenting in the brim with a scalp tumour, fluctuant and crepitant bones of the head loose, bladder distended, urine contains one-fifth albumen. Brandy and nourishment were administered by the nose, dilatation of the cervix was effected by Barnes' bags, and delivery accomplished at 4-20 p.m. by cephalotripsy. She continued low during the night and required brandy freely. At 9 a.m. the temperature was 102·6° F. At 1 a.m., 20th, temperature was 104° F., and at 6 a.m. 102-8° F., pulse 132, small and fluttering. She remained in much the same state up to 8 p.m. when she could not swallow and had to be fed by the bowels. She died at 1 a.m., 21st November.

Case XX.—*Labor Complex, Puerperal Convulsions, Cephalotripsy.—Paupahmah*, æt. 22, pregnancy first, Hindu. An out-case, admitted in a moribund state at 4 p.m., 26th December, having had several convulsive fits since 10 p.m., 25th December. Labor is said to have set in six hours prior to this. On examination uterus corresponded to full term of gestation and was in a state of spastic rigidity, fœtal heart and uterine souffle inaudible, breathing stertorous 52 per minute, a large quantity of frothy blood found escaping from the nose, pulse 180 small, os four-fifths dilated, membranes present, thick and tough, head presenting in the brim. The membranes were ruptured and liquor amnii stained with meconium escaped, temperature 102·4° F., urine contained one-sixth albumen. Brandy ℥ ss. was given by mouth with milk, and æther injected hypodermically. At 4-35 p.m. a fit occurred, which was mitigated by chloroform; os was fully dilated. At 4-45 p.m. delivery was effected without difficulty by cephalotripsy. She did not rally and died at 6-10 p.m.

Case XXI.—*Labor Complex, Puerperal Convulsions, Accidental Hæmorrhage, Forceps.—Lutchmee*, æt. 34, pregnancy eighth, Hindu. An out-case, admitted in an unconscious state at 2-30 p.m., 18th December, having had three convulsive fits since 10 a.m. on the same day. On examination uterus corresponded to full term of gestation, fœtal heart inaudible, temperature 102° F., pulse 128 of fair force, os admitted two fingers, head presented, membranes entire. The membranes were at once ruptured and a large quantity of liquor amnii escaped tinged green from meconium, urine almost entirely solidified by heat and nitric acid. At 2-45 p.m. a fit occurred, which was mitigated by chloroform. Another fit occurred at 3 p.m. At 4 p.m. the pulse was 140 small, and hands were cold. Brandy ℥ ss. given by mouth. At 4-5 p.m. another fit occurred, and soon after the pulse could hardly be felt. Delivery was effected by forceps without difficulty, some dark blood escaping before, during, and after delivery. Brandy and æther were freely given. The placenta was expressed, large dark clots being expelled. No further hæmorrhage occurred. She sank and died at 11 p.m., no more fits occurring after delivery.

CASE XXII.—*Labor Complex, Puerperal Convulsions, Induction, Forceps, Uremic Poisoning.—Gointha*, æt. 20, Hindu, pregnancy first. An out-case, admitted 2nd May with general anasarca of one month's duration. Present state:—Is nine months pregnant, fœtal heart and uterine souffle audible, abdominal walls anasarcous, labia much swollen, and there is an offensive purulent discharge from the vagina, urine scanty, specific gravity 1012, and contains one-sixth albumen. She did not improve under treatment, the œdema increasing, and albumen in urine increased to one-fourth. Labor was therefore induced on the evening of the 10th by passing a bougie into uterus. On the morning of the 11th no uterine action had set in. She complained of headache and giddiness. On the 12th slight uterine action was present; os one-fifth dilated; did not sleep during the night preceding. On the 13th the pains still continued feeble, the os was two-fifths dilated and rigid. Tepid water irrigations to the cervix were ordered at 6 p.m. At 8 p.m. the membranes ruptured, the os being only three-fifths dilated, head was pressing on the cervix. At 10-40 p.m. a convulsive fit occurred, which was mitigated by chloroform; the os was four-fifths dilated. Delivery was effected at 11 p.m. by forceps; a live male child was extracted. On the 14th she was partially conscious, eyes injected, tongue furred, urine contained half albumen, temperature 100·4, breathing deep and sighing. On the 15th temperature was 102° F., pulse 120, partially unconscious. She became quite unconscious during the day; urine contained two-thirds albumen. She did not recover consciousness and died on the 16th 9-15 a.m.

CASE XXIII.—*Labor Complex, Ruptured Vagina, Gastrotomy.—Allamaloo*, æt. 30 years, Hindu, pregnancy fifth. An out-case, admitted 5 p.m., 1st April, in a moribund state, twenty hours in labor with her fifth child at full term. On examination the temperature was 97° F., pulse imperceptible, respiration 30 per minute, abdomen was irregular in shape, pains absent, having ceased twelve hours before admission, fœtal heart and uterine souffle inaudible, uterus could not be made out, limbs of child felt distinctly under parieties of abdomen, vagina was cool and moist, labia thickened from hypertrophy, os fully dilated, membranes absent, head presenting in the fourth position in the cavity of the pelvis with a large scalp tumour. There was no external hæmorrhage. She was stimulated by brandy by mouth and æther hypodermically. At 5-30 p.m. chloroform was sparingly administered, gastrotomy performed, and the fœtus removed with the placenta, which was also lying loosely in the abdominal cavity. A transverse rent was found in the anterior vaginal wall. A continuous silk carbolized suture was used to close the laceration and the abdomen was closed in the usual way. She did not rally and died at 10 p.m.

CASE XXIV.—*Labor Complex, Cancer of the Uterus, Rupture of Uterus, Died undelivered.—Thoyaramah*, æt. 30 years, Hindu, pregnancy fifth. An out-case, admitted 10 a.m., 24th September, with pains in the abdomen of eleven hours' duration, which it is stated came on suddenly and caused the patient to faint. Present state:—Expression anxious, is anæmic, and has a cachectic look, breathing short and shallow 52, pulse small 152, temperature 98° F., abdomen enlarged to full term of gestation, distended with flatus obscuring the outline of the uterus, fœtal heart inaudible, cervix soft one-fifth dilated and high up, presentation, which is the head, made out with difficulty, membranes entire and flaccid. The hand was passed into the vagina, and it was noted that the posterior segment of the lower portion of the uterus seemed thicker than usual, and there did not appear to be any obstruction to delivery. The membranes were ruptured by passing a sound and tearing them from off the head. A small quantity of blood-stained liquor amnii escaped. No. 2 Barnes' bag was introduced into the cervix and distended and ℥ ss. of tincture of ergotæ was ordered. Brandy and milk. Soon after the administration of the ergot the uterus acted when she cried out with pain. The bag at 3 p.m. not being expelled, on examination it was found to have slipped the into uterus, and was with difficulty removed. The external os was two-fifths dilated, the internal os was undilatable, the walls of the uterus immediately within the internal os being hard and lobulated. There was slight bleeding and the patient very low, vomiting frequently. Ordered ammonia and æther by mouth and morphia and atropine hypodermically. She gradually sank and died at 6-30 a.m., 25th September, undelivered twenty hours after admission.

Post-mortem three hours after death. On opening the abdomen the small intestines are greatly distended, a large quantity of dark clotted blood in lower part of abdomen enclosed in a thin membranous sac, and some loose clots lying free in front close to the bladder. This thin membrane, which is the amnion, covers the fœtus, which is lying in the abdominal cavity with the placenta and a large quantity of extravasated blood. An extensive rupture of the uterus is present through the right side near its junction with the cervix passing across the posterior wall through the middle of the body of the uterus, the cervix with the lower portion of the body of the uterus being almost entirely detached from the upper portion of the organ. A large mass of schirrous cancer is found in posterior wall at junction of cervix with body and a mass of infiltration of cancerous growth also on left side; vaginal portion of cervix is soft and healthy. The child, a male, was well developed.

CASE XXV.—*Labor Complex, Rupture of Vagina, Arm Version.—Thoyee*, æt. 26 years, Pariah, pregnancy fourth. An out-case, admitted 10-30 a.m., 21st October, twenty hours in labor with her fourth child at full term of gestation. On examination temperature normal, pulse 108, fœtal heart and uterine souffle inaudible, uterus rigid, membranes absent, said to have ruptured at commencement of labor, the left arm was protruded from the outlet up to the shoulder, which was greatly swollen. Bladder was distended and was relieved by a catheter.

Under chloroform a female putrid child was delivered by version. The uterus could not now be felt. The abdomen being tympanitic, the hand was again passed into the vagina and a rent discovered in the anterior wall and left side; the placenta had escaped into the abdominal cavity through the rent and was removed with several clots of blood. She was then turned on her side and the rent in the vagina closed as far as possible by silver wire sutures. Ordered brandy and opium. She sank and died at 8-30 a.m., 22nd October, the following day.

CASE XXVI.—*Labor Complex, Rupture of Uterus, Fibroid Tumour of Uterus, Shoulder Presentation, Version.—Hyath Bee*, æt. 35 years, pregnancy seventh, Mahomedan. An out-case, admitted 8 a.m., 14th July 1883, ten hours in labor with her seventh child at full term of gestation. On examination the woman was weak, pulse 138, abdomen irregular, uterus apparently being divided into two portions, one, lying below, reaching as high as the umbilicus, and the other, the smaller, above and to right of the former, the two parts continuous with each other, having a deep groove between them. On the left side above the umbilicus is a tympanitic swelling. There are strong spasmodic contractions of the uterus lasting half to one minute, during which the woman cries out loudly, and the uterine tissue can be seen and felt to contract, fœtal heart and uterine souffle inaudible, the labia are œdematous, dark red discharge from vagina, a soft tumour can be felt within the vulva, which is found to be the enlarged and swollen anterior lip of the cervix. The right shoulder of a small child is felt presenting in the brim with the back to the front. The knee was easily reached and delivery effected by version. Placenta being detached was removed. Occupying the anterior and lower portion of the uterus is a soft tumour of sessile growth, the size of a small child's head, springing from the anterior segment of the uterus and having undergone putrid necrosis. The tumour can be drawn outside the vulva by passing the hand into the uterus. Above the growth a rent two inches long is felt in the long axis of the anterior wall of the uterus passing through the muscular tissue and apparently not involving the peritoneum. Four grains of ergotine were injected hypodermically to secure contraction of the uterus, there being some hæmorrhage, and æther ♏ xx as she was low. Brandy, milk, and broth ordered. In the evening the pulse had improved considerably, 124, temperature 101° F., there was some tenderness over abdomen with little tympany. On the 15th a large portion of the fibroid growth in a gangrenous condition protruding from the outlet was removed by the fingers without bleeding. Discharge from the vagina very offensive, uterus large, firm, and very tender, pulse 148, small. On the 16th temperature 100·6° F., pulse 144. Another sloughing mass expelled from vagina and removed by the fingers. On the 17th temperature 100·4° F., pulse 128. No more masses of slough were passed and she gradually improved and was removed by her relatives. The uterus, although still large, was not tender. The whole of the fibroid tumour appeared to have enucleated. The rupture in the uterus appeared to have done well and the organ had undergone considerable involution, giving the patient a very good chance of recovery.

CASE XXVII.—*Labor Complex, Rupture of Uterus and Vagina, Died undelivered.—Vizalutchmee*, æt. 30 years, Hindu, pregnancy sixth. An out-case, admitted 4 a.m., 23rd July, in a moribund state, 48 hours in labor with her sixth child at full term. Present state:—Very restless, breathing difficult, skin cold and clammy, pulse imperceptible, uterus rigid, fœtal heart and uterine souffle inaudible, head was in the cavity of the pelvis with a large scalp tumour, vomiting present. Ordered brandy and ammonia by mouth and æther hypodermically. She did not rally and died at 10 a.m. undelivered.

Post-mortem.—The uterus contained a full term putrid child, some difficulty having been experienced in getting the head out of the pelvic cavity in which it was jammed. A transverse rent was found across the vagina passing upwards into the right side of the uterus. No deformity of the pelvis.

CASE XXVIII.—*Labor Complex, Rupture of Uterus and Vagina, Gastrotomy.—Palliam*, æt. 26 years, pregnancy third, Pariah. An out-case, admitted 6-15 p.m. in a moribund state, 30 hours in labor with her third child at full term. On admission temperature was 97·4° F., pulse 160, small. On examination the abdomen is exquisitely tender, ovoid form of the uterus is wanting, limbs of fœtus distinctly felt under parieties of abdomen, and the contracted uterus felt on the right side as high as the umbilicus. The pains are stated to have continued strongly till 2 p.m. to-day, when they ceased suddenly. On a vaginal examination the head is found presenting in the brim with a large scalp tumour encroaching into the cavity of the pelvis, being moveable and readily pushed out of the pelvis; there was no bleeding. Half an ounce of brandy was administered and æther ♏ xx injected hypodermically. At 6-30 p.m. chloroform was sparingly given and gastrotomy performed. The child, which had escaped into the abdominal cavity, was removed with placenta; the abdominal cavity was sponged out of all clots and fluid blood; the uterus was found ruptured on the left side for a short distance, the laceration only involving the cervix, which was in a gangrenous state. There was also a large transverse rent across the anterior wall of the vagina. The rent was closed by continuous silk sutures and the abdomen closed in the usual way. The woman died within ten minutes of the completion of the operation. The uterine tissues were soft, and there was much fat on the abdominal wall.

CASE XXIX.—*Labor Complex, Arm and Funis, Evisceration before Admission, Version, Puerperal Septicæmia before Admission.—Meenatchee*, æt. 20 years, pregnancy first, Hindu.

An out-case, admitted 2-15 p.m., 23rd April, from Poonamallee, 26 hours in labor with her first child at full term. On examination temperature 100° F., pulse 136 of fair force, fœtal heart and uterine souffle inaudible, uterus in a state of spastic rigidity, a long loop of the funis was hanging from the outlet, perineum was lacerated from attempts made outside to deliver, and ends of several ribs were felt in the brim, os was fully dilated, membranes absent, not known when ruptured. She was put under chloroform and version performed without difficulty, the head being perforated and crushed before delivery: the third stage was natural. The child was delivered with the thoracic and abdominal viscera and the left arm absent, this having been pulled off by native midwives in attempting to deliver. The patient was low after delivery and required stimulants. On the 24th the temperature was 102° F., and fell to normal at 10 p.m. On the 25th, at 6 a.m., she had a rigor when the temperature rose again to 102° F., soft parts are sloughy, and lochia very offensive, pulse small, 144. On the 26th and 27th the soft parts were found to be cleaving in parts, temperature was normal, and lochia less offensive. On the 28th she was worse, having been very restless the previous night, temperature 102° F., soft parts are the same, lochial discharge dark brown and offensive. On the 29th the temperature was 102·8° F. and pulse 120, lochia dark and offensive. The fever continued and rose to 106° F. At 2 p.m. of the 1st May the lochia remained offensive. She died at 6 p.m. on the 1st May, eighth day.

Case XXX.—*Labor Complex, Albuminuria Anasarca, Hydro-pericardium.—Ninee*, æt. 20 years, Pariah, pregnancy first. An out-case, admitted 15th August in the eighth month of pregnancy with general anasarca of ten days' duration. On examination, the whole body is anasarcous with ascitic accumulation, profound anæmia is present with œdema of lungs and tumultuous action of the heart, fœtal heart sounds inaudible, urine contains one-sixth albumen. Labor set in at 10 p.m. and she was delivered by natural powers of a still female child at 1 a.m., 16th. She became restless soon after delivery, when morphiæ hydrochloras ¼th grain was given hypodermically and ammonia and æther by the mouth. She lingered till 12 noon, when she died. On *post-mortem* examination the pericardium was found to contain ten ounces of straw-colored serum; heart was pale, slightly enlarged; valves were healthy.

Case XXXI.—*Labor Complex, Albuminuria, Anasarca, Puerperal Mania.—Lutchmee*, æt. 18 years, pregnancy first, Pariah. An out-case, admitted 8th May in the seventh month of pregnancy with threatened labor, fœtal heart and uterine souffle were audible, os admitted one finger, membranes entire, head presenting, feet were œdematous, and urine contains a trace of albumen. Under chloral hydras the pains ceased for a time. On the evening of the 9th she had fever, temperature was 100° F., pulse 108, and on the 10th temperature was 101·4° F. On the morning of the 11th (7 a.m.) pains again occurred, os was two-fifths dilated, pains continued but feebly, and at 3 p.m., as there was an excessive quantity of liquor amnii, the os being three-fifths dilated, the membranes were ruptured artificially. She was delivered at 5-30 p.m. by natural powers of a living female child. The placenta was expelled five minutes after. Slight bleeding occurring and the cervix being found slightly lacerated, the cervix was swabbed with the neutral solution of the perchloride of iron which arrested the hæmorrhage. On the night of delivery she was very restless and excitable and required chloral hydras and bromide of potass, after which she slept well. On the 12th the temperature was 100·8° F., pulse 114, albumen had disappeared in the urine, lochia were natural. On the 13th the temperature was 101·8° F., pulse 138, had slept very little during the night, slight tenderness over the uterus, lochia scanty, but not offensive. On the 14th and 15th the temperature rose to 103° F. She continued much the same on the 16th. On the 17th she became partially unconscious, diarrhœa was present, and difficulty was experienced in getting her to take nourishment. On the 19th she took her nourishment well during the day, but was partially unconscious during the night. Urine contained one-third albumen. She became worse and died at 1-30 a.m. on the 20th from exhaustion. On *post-mortem* examination—Head—Dura mater is adherent to the cranium, brain anæmic, vessels contain very little blood. Abdomen—Intestines healthy, no peritonitis, uterus has undergone normal involution, is freely moveable.

Case XXXII.—*Labor Complex, Bronchitis, Elephantiasis of Right Labium with Syphilitic Ulceration.—Kuppy*, æt. 22 years, Hindu, pregnancy first. An out-case, admitted 9 a.m., 28th June, in a very low state suffering from dyspnœa, fever, and cough. She was delivered outside and brought in twelve hours after delivery. On examination great emaciation was present, the uterus is found fairly contracted, elephantiasis of the right labium is present with syphilitic ulceration on its inner surface extending to the inner surface of the vagina, chest is hyper-resonant on percussion. On auscultation medium sized crepitant râles can be heard over the right lung, especially at the base, and sonorous râles over left lung, respiration hurried 48 per minute, pulse 120 compressible, temperature 101° F., tongue moist, furred, dark brown, breath offensive, diarrhœa present. On the 30th the lochia were offensive, temperature was 101·2° F., pulse 124, respiration 36, had four motions in the past twenty-four hours. She improved slightly under treatment for a few days, but on the 5th July the gums were found ulcerated, teeth loosened, and the right labium was in a sloughy state. On the 9th a bedsore was observed on the back just over the middle of the sacrum. She was well supported and freely stimulated, but she gradually became worse and died on the 23rd July from septicæmia.

Case XXXIII.—*Labor Complex, Diarrhœa slight, Accidental Hæmorrhage, Excessive Liquor Amnii.—Mrs. Munns*, æt. 28 years, East Indian, pregnancy seventh. An out-case, admitted

6 p.m., 16th November, with diarrhœa of five days' duration, pain in left side and a red discharge from vagina. The latter attributed to a fall three days before admission. Present state:—Is eight months pregnant, fœtal heart audible, os admitting one finger, membranes entire, presentation soft, not clearly made out, no bleeding, the bowels were moved seven times during the night, scanty liquid motions of a yellow color. On the 17th the os admitted two fingers and the shoulder was found to present, temperature 100·4° F., pulse 144, uterine action present; was given morphia hydr. ¼th grain hypodermically. The bowels were frequently moved during the day, and at 4 p.m. there was a bright red discharge from the vagina, the os admitted three fingers, and a foot was felt presenting. The membranes were ruptured artificially, a large quantity of liquor amnii escaped. A male child was delivered alive at 5 p.m. It was hydrocephalic. The placenta showed low attachment, the membranes having ruptured close to the margin. No further hæmorrhage occurred. The diarrhœa continued. The abdomen became much distended with flatus and she sank and died at 8-35 p.m., 20th November.

Case XXXIV.—*Labor Complex, Dysentery, Induction of Labor.—Mrs. Pereira*, æt. 28 years, East Indian, pregnancy fourth. An out-case, admitted 17th September with dysentery of six days' duration. Present state:—Is nine months pregnant, fœtal heart audible, tongue pale slightly furred, motions are frequent, feculent, greenish with a large quantity of mucus. The dysentery continued, and, as it appeared that the pressure of the head was keeping up the irritable state of the rectum, labor was induced on the 21st and she was delivered by natural powers at 9 p.m., having been four hours in labor. The dysentery improved for a day or two and then returned and continued with fever, and on the 27th the parotid glands became swollen and painful. On the 30th September a large slough of 9 inches in length, a complete cast of the lower portion of the colon, was passed by the bowels. On the 5th October the parotid bubo suppurated and was opened, giving escape to a small quantity of sanious pus. The dysentery continued and she became much weaker, low fever continuing, and she was removed by her friends from hospital on the 18th October, and is reported to have died two days subsequently.

Case XXXV.—*Labor Complex, Heart Disease.—Ahmed Bee*, æt. 30, pregnancy fifth, Mahomedan. An out-case, admitted 9th May, 9 a.m., with a history of dysentery of three days' duration; is nine months pregnant, fœtal heart and uterine souffle inaudible, is much exhausted, heart's action weak. She had several motions during the day and night and at 3 a.m. she complained of pain in the chest and died suddenly. No *post-mortem* allowed.

Case XXXVI.—*Labor Complex, Obstruction of Bowels, Volvulus.—Mooneamah*, æt. 34, Hindu, pregnancy fourth. An out-case, admitted 8 a.m., 29th December, in a collapsed state with a history of vomiting and severe pain in abdomen of three days' duration. Present state:—Is restless, eyes sunken, body cold, pulse imperceptible, temperature 98·4, abdomen tender, not tympanitic, uterus corresponding to eight months' gestation and rigid, fœtal heart audible, os one-fifth dilated and membranes entire, cervix thick, head presenting, four ounces of urine were drawn off by catheter. She was freely stimulated and morphia, hydr., and atropine injected hypodermically. At 5 p.m. the temperature was 100° F., pulse had improved, and she had slept off and on, uterine action was present. Membranes were artificially ruptured. At 9 p.m. the temperature was 97·6° F.; she was restless and noisy during the pains. The labor progressed and she was delivered of a female child by natural powers at 12-50 midnight: the placenta was cast immediately after; no bleeding occurred. The abdomen was much distended with flatus and prevented the uterus being supported. On the 30th the temperature kept 97° F. all day and she continued in the same collapsed state. She died at 9-30 a.m., 31st December, the tympany having greatly increased and no movement of the bowels having occurred. On *post-mortem* examination, recent adhesions were found of the intestines to anterior abdominal wall; abdominal cavity contained dark sanious fluid, stomach and intestines injected, general peritonitis present, intestines matted together, stomach and small intestines distended with gas and contained a large quantity of thick dark fluid, large intestines quite empty and not distended with gas. About 3½ to 4 feet of small intestines above the cœcum was of a black color, the coloration beginning and ending abruptly at these points.

Case XXXVII.—*Labor Complex, Contracted Pelvis, Induction of Labor, Forceps, Acute Œdema of Lungs.—Mooneamah*, æt. 25 years, Hindu, pregnancy third. An out-case, was admitted on the 15th September. She was delivered of version and craniotomy for her first two children, forceps failing to deliver on account of contraction of the pelvis. On examination she is found to be eight months pregnant, fœtal heart and uterine souffle audible, cervix high up and resting on the brim and the sacral promontory projecting much forward, the indirect conjugate was estimated by the fingers to be 3¼ inches, giving to the direct conjugate about 2¾ inches. A bougie was introduced between membranes and walls of the uterus. On the 18th the bougie was still in position and no pains had come on, the os was two-fifths dilated. At 8 a.m. on the 19th slight pains set in, which passed off during the day. The membranes ruptured spontaneously at 6 p.m., the os being two-fifths dilated, and pains were good; the cervix dilated gradually and the head descended into the cavity. At 12-30 midnight the os was fully dilated. At 1-15 a.m. (20th) the head was still in the cavity in the third position, [illegible] tumour had formed. At 1-20 a.m. chloroform was sparingly given and delivery effected without much difficulty by forceps, a living female child being extracted; it weighed 24½ tolas (6 lb.): placenta was cast 15 minutes after. During delivery the patient vomited a little. Soon after delivery she complained of pain in chest, the breathing became hurried, and she frequently coughed,

84
R
L; 14. 2111 Y M 23
M84
33483

the expectoration being free and consisting of frothy mucus. On percussion slight dulness was detected on the right side at the base of the lung in front and behind and large moist râles were heard all over the lung; she became rapidly worse, a large quantity of frothy blood was expectorated, and she died at 4-10 a.m. within three hours of time of delivery.

CASE XXXVIII.—*Labor Complex, Sanguineous Apoplexy.—Pallium*, æt. 24, pregnancy seventh, Pariah. An out-case, was delivered by natural powers on the 27th March, 5-30 p.m. She was admitted in labor and was three hours in the first stage, half an hour in the second, and thirty minutes in the third stage. She appeared to be doing well up to 12 midnight, when she was observed to be breathing noisily. On examination she was found to be quite insensible, breathing was stertorous, pulse slow and full 84, temperature 101° F.; she died comatose at 2 a.m. on the 28th. On *post-mortem* examination a large quantity of blood was found lying between the membranes and the brain. In the lateral ventricles and substances of right anterior lobe of the cerebrum a large quantity of clotted blood was found; the position of the ruptured vessel could not be made out owing to the extensive nature of the lesion and to the accidental tearing of the brain substance on its removal.

CASE XXXIX.—*Abortion, Anæmia, Anasarca.—Lutchee*, æt. 20 years, Pariah. An out-case, admitted 21st August with general anasarca and anæmia of a month's duration. Present state:—Is six months pregnant, fœtal heart and uterine souffle inaudible, the palpebral conjunctivæ and nails are markedly pale; diarrhœa is also present. She aborted on the 24th, fœtus weighing 50 tolas. Under treatment the diarrhœa became less, but on the 29th the breathing became difficult and hurried. She was restless and refused to take nourishment. She died on the 30th at 10-55 p.m.

CASE XL.—*Abortion, Putrid Fœtus, Diarrhœa, Induction of Abortion.—Dolah Bee*, æt. 25, Mahomedan, pregnancy third. An out-case, admitted 12th April with fever and diarrhœa of four days' duration. Present state:—Is six months pregnant and has not felt the movements of the child for the past four days, fœtal heart inaudible, temperature 100° F., pulse 120, motions are loose, yellow, and contain undigested milk, palpebral conjunctivæ pale. The diarrhœa continued and abortion was induced on the 17th; a macerated fœtus was expelled. She became worse and died at 4 a.m., 20th, symptoms of thrombosis in the pulmonary circulation occurring before death.

CASE XLI.—*Abortion, Dysentery.—Mrs. Seduna*, æt. 21, pregnancy second, East Indian. An out-case, admitted 17th November with dysentery of two weeks' duration. She enjoyed good health up to a month ago, when she suffered from nausea and vomiting, and then diarrhœa set in, and the motions subsequently became dysenteric. Present state:—Is six months pregnant, fœtal heart inaudible, weak and anæmic, tongue furred, brownish, white with prominent papillæ and dry, pain on pressure over the descending colon, appetite impaired, temperature 98·4° F., pulse 120, motions are scanty, loose, feculent of a yellow color with a tinge of blood. The diarrhœa continued and she aborted on the 10th. The fœtus was born alive. The diarrhœa continued with tenderness in the abdomen and hiccough, which was very distressing. She sank and died on the 27th.

CASE XLII.—*Abortion, Enteritis.—Thoyee*, æt. 35 years, Hindu, pregnancy fourth. An out-case, admitted 10th May with frequent calls to stool of a month's duration. Present state:—Is very weak, pulse frequent, motions are scanty and contain blood and mucus, epithelial debris, and shreds of intestinal mucous membrane. She aborted on the 20th. The fœtus was born alive and weighed 70 tolas. She became worse and died at 8-30 p.m., 22nd.

CASE XLIII.—*Abortion, Gastro-enteric Fever.—Allamaloo*, æt. 16 years, Hindu, pregnancy first. An out-case, admitted on the 24th October, suffering from dysentery and fever of twelve days' duration. Present state:—Is six months pregnant, fœtal heart audible, is very anæmic, tongue moist and flabby, temperature 100·2° F., pulse 98, soft and jerky. Motions are frequent, small, pasty, yellow, and consist chiefly of mucus and a little blood. The dysentery continued with fever, and she aborted on the 29th. The tongue became dry and furred, however, the fever continued and she died on the 6th at 6-30 p.m.

CASE XLIV.—*Abortion, Pelvic Cellulitis, Puerperal Fever.—Chinnamah*, æt. 30, pregnancy fourth, Hindu. This woman was admitted with retroversion of the gravid uterus and retention of urine. She complained of severe pain in the left hip and some thickening was detected on the left side of uterus. The temperature on the 18th was 103·2° F. She aborted on the 19th of a four months' fœtus, the temperature was now 99° F., and slight tenderness was present over the abdomen. In the evening the temperature was 102° F., and on the 20th 101° F., pulse 140, lochial discharges were offensive, uterus was explored and small pieces of placenta in a gangrenous condition with membranes were removed and the uterine cavity was washed out with disinfectant lotions. The tenderness increased, the discharge continued offensive, and she died on the 22nd at 1 p.m.

(Signed) A. M. BRANFOOT, M.B.,
Superintendent, Lying-in Hospital, and Egmore Female Dispensary.

MADRAS,
1st January 1884.

85

MEDICAL REPORT OF THE CASES TREATED IN THE GYNÆCOLOGICAL WARDS OF THE HOSPITAL FOR WOMEN AND CHILDREN ATTACHED TO THE LYING-IN HOSPITAL FOR THE YEAR 1883.

There were 115 Europeans and East Indians treated as in-patients with 1 death, and 188 natives with 6 deaths.

The following table gives an abstract of these cases:—

Class.	Diseases.	Europeans and East Indians.		Natives.	
		Number treated.	Number died.	Number treated.	Number died.
Displacements of uterus	Anteversion	...	...	1	...
	Anteflexion	12	...	7	...
	Retroversion	16	...	8	...
	Retroflexion	7	...	9	...
	Prolapse	5	...	11	...
Hyperæmia and inflammation of uterus.	Atrophy of uterus	...	...	2	...
	Puerperal metritis	...	...	1	...
	Areolar hyperplasia and chronic metritis	5	...	3	...
	Acute endo-metritis	2	...	1	...
	Chronic do. corporeal ...	5	...	1	...
	Do. do. cervical ...	2	...	1	...
	Stricture of cervix uteri	1	...	4	...
	Sub-involution	6	...	4	...
	Longitudinal hypertrophy of cervix.	...	...	7	...
New growths of uterus.	Cancer of uterus	2	1	11	1
	Polypus of uterus	1	...	1	...
	Fibroid tumour	7	...	4	1
Diseases of ovaries ...	Inflammation	2	...	2	...
	Cystic disease	1	...	5	2
	Prolapse	...	...	2	...
Diseases of uterine ligaments and adjacent structures.	Pelvic cellulitis	4	...	14	...
	Do. peritonitis	6	...	15	...
	Do. abscess	1	...	2	1
	Do. hæmatocele	1	...	2	...
Other affections not included in the above.	Lacerated perineum	3	...	7	...
	Atresia vagina	...	...	2	...
	Vaginitis	2	...	3	...
	Vaginal cyst	1	...	1	...
	Elephantiasis pudendum ...	...	...	5	...
	Cystitis	...	...	1	...
	Vascular caruncle of urethra ...	1	...	...	...
	Dilated urethra	...	...	1	...
	Vesico-abdominal fistula	...	...	1	...
	Vesico-recto-vaginal fistula ...	...	...	1	...
	Vesico-vaginal fistula	...	...	13	...
	Recto-vaginal fistula	...	...	3	...
	Fistula in ano	...	...	1	...
	Ulceration of rectum and pudendum	...	...	6	...
	Cancer of pudendum	...	...	4	...
	Foreign body in bladder	...	...	1	...
	Stricture of rectum	...	...	1	...
	Condylomata labia	2	...	...	...
	Sarcoma anti-abdominal wall ...	...	...	1	...
	Post-partum hæmorrhage ...	1	...	...	...
	Puerperal septicæmia	...	...	1	...
	Inflammation of mamma ...	...	...	1	...
Functional derangements.	Amenorrhœa	2	...	3	...
	Dysmenorrhœa	5	...	3	...
	Menorrhagia	7	...	4	...
	Metrorrhagia	2	...	5	1
	Hystero-epilepsy	2	...	...	...
	Retarded puberty	...	...	1	...
	Total ...	115	1	188	6

The following list shows the principal operations during the year and their result :—

Nature of Operation.	Remaining 31st December 1882.	Performed during the Year 1883.	Total.	Discharged.				Remaining under Treatment.	Remarks.
				Cured.	Relieved.	Otherwise.	Died.		
Removal of uterus for carcinoma ...	...	1	1	...	...	...	1	...	
Do. of uterus with appendages for fibroma of ovary ...	...	1	1	...	...	...	1	...	
Do. of ovarian cyst, ovariotomy...	...	5	5	3	...	...	2	...	
Do. of polypus, mucous	...	1	1	1	...	...	...	...	
Do. of vaginal cyst	...	2	2	2	...	...	...	...	
Do. of hypertrophied labia and clitoris	...	3	3	3	...	...	...	...	
Do. of elephantoid labia and clitoris	1	4	5	5	...	...	...	...	
of uterine fibrino sub-mucous.	...	1	1	1	...	...	...	...	
Do. of sarcoma, anterior abdominal wall...	...	1	1	...	...	...	...	*1	* Cured.
Do. of vascular caruncle of urethra.	...	1	1	1	...	...	...	...	
Do. of calculus and foreign body from bladder	...	1	1	1	...	...	...	...	
Amputation cervix uteri for hyperplasia.	...	1	1	1	...	...	...	...	
Do. do. for longitudinal hypertrophy	...	7	7	7	...	...	...	...	
Incision of posterior lip for anteflexion.	...	9	9	†9	...	...	...	...	† 8 cases.
Do. of stricture of cervix	...	8	8	7	...	...	...	1	
Do. of atresia vagina	...	2	2	1	1	...	...	...	
Do. of with thermo cautery knife for retained menses ...	...	1	1	...	...	...	1	...	
Do. of pelvic abscess	...	1	1	...	...	...	1	...	
Do. of through sphincter ani for fistula	...	1	1	1	...	...	...	...	
Plastic perineorraphy for laceration or prolapse	...	14	14	13	...	1	...	...	
Do. recto-vaginal fistula	...	4	4	3	1	...	...	...	2 cases.
Do. vesico-vaginal do.	1	17	18	11	...	6	...	1	12 cases.
Do. vesico-abdominal fistula ...	...	1	1	1	...	...	...	...	
Do. for dilated urethra	1	...	1	1	...	...	...	...	
Artificial vesico-vaginal fistula for cystitis	...	1	1	...	1	...	...	...	
Tapping ovarian cystoma	...	1	1	...	1	...	...	...	
Thermo cautery for ulceration of urethra	...	1	1	1	...	...	...	...	
Total ...	3	90	93	73	4	7	6	3	

A short abstract of the cases of removal of the uterus, of ovariotomy, and some other cases is appended.

Out-patients.—A large number of out-patients continue to be treated at the Egmore Dispensary for Women and Children, which forms a feeder for the Hospital for Women and Children. Altogether 21,426 patients were seen during the year, 4,468 being Europeans or East Indians and 16,958 natives, an increase of 798 as compared with last year.

As has been before stated this department is not capable of further extension unless a larger staff for seeing patients and for compounding purposes is provided.

(Signed) A. M. BRANFOOT, M.B.,
Superintendent, Government Lying-in Hospital, and Egmore Female Dispensary.

MADRAS,
1st January 1884.

86

APPENDIX.

CASE I.—*Sarcoma in Anterior Abdominal Wall, Removal, Recovery.—Munjamah,* æt. 30 years, Hindu. This was a case of general surgery sent to the hospital as a uterine fibroid or pelvic tumour. She was admitted on the 20th November with a growth in the left iliac fossa, said to be of one year's growth. She stated that she first observed the growth near the crest of the ilium as a small, round, hard body, which has been increasing ever since. On admission there is a large solid tumour, the size of an adult head, springing apparently from the crest of the ilium near the anterior superior spinous process and firmly attached along Poupart's ligament to the pubis, crossing over one inch to the rightside of the median line; above, the growth reaches one inch above the level of the umbilicus. Skin not adherent. On vaginal examination the vaginal wall was found pushed down by the growth, which was clearly in front of the peritoneum and unconnected with the uterus or appendages. On the 23rd November patient was placed under chloroform and the growth removed by making a long semi-lunar incision through the anterior abdominal wall, commencing just internal to centre of Poupart's ligament and one inch above it, and carried upwards and outwards for about nine inches. The tumour was found lying in the abdominal wall just anterior to the peritoneum. It was removed without difficulty by enucleation with the finger and handle of scalpel, but a good deal of free bleeding occurred, the growth being extremely vascular at the posterior surface. All the vessels were tied by carbolized silk and ends cut off short, some few being twisted. The growth was found to spring from the periosteum on the inner surface of crest of the ilium, the bone being bared at one small spot close to the left anterior superior spine. A very large expanse of the peritoneum was exposed, through which the coils of the small intestines could be seen. The edges of the skin were adapted with carbolized silk sutures and the wound dressed with carbolized gauze. On examination, the growth was found to be a solid (apparently spindle-celled) sarcoma. The wound healed without any drawback, and the patient was discharged cured on the 9th January 1884.

CASE II.—*Cancer of Cervix Uteri, Removal of Growth, Removal of Uterus* per vaginam, *Death.—Arokeum,* Hindu, æt. 38 years. Admitted on the 7th May 1883 with a large fungating growth on the cervix uteri. On the 20th May chloroform was administered and the growth removed with the single-wire ecraseur. The stump was found to be infiltrated with cancer, the vaginal walls all round being healthy with no appearance of infiltration. The stump was therefore drawn down by making traction with a vulsellum and the ecraseur again applied. Another portion was removed with this, in doing which Douglas' pouch was opened. The finger was passed through the pouch, and it was found that the remaining portion of the uterus was freely moveable above and could be removed without difficulty. The broad ligaments were secured on each side with three interlacing loops, and the remaining portion of the organ removed readily and with very little hæmorrhage. One ligature, which was not sufficiently tightened, allowed of some bleeding, but this was soon controlled by passing another loop. The ligatures were then brought out at the right and left angles of the vaginal opening, and the vagina and peritoneum closed antereo-posteriorly by four silver wire sutures. During the operation there was no prolapse of intestine and no hæmorrhage into the peritoneal cavity. After the operation she recovered well from the chloroform, temperature 97·8° F., pulse good, urine was drawn off every four hours, and she was given opium one grain every four hours, with milk and broth as nourishment. In the day her temperature rose to 102° F., but she was going on well. On the 21st there was a good deal of vomiting, temperature 102° to 102·6° F., patient was restless, urine passed in good quantity. On the 22nd vomiting continued, pulse 124, temperature 102·8° F., some tenderness over abdomen and an offensive discharge from vagina. Nourishment was given by rectum. During the day she vomited three round worms and became collapsed after vomiting, and died suddenly. No *post-mortem* was obtained, the relatives removing the body at once.

CASE III.—*Double Ovarian Cystoma, Ovariotomy, Recovery.—Cotteamah,* æt. 25 years, Hindu. One child 9 years old. This patient was admitted into hospital on the 10th December 1883 suffering from a painless enlargement of the abdomen, said to be of two years' duration, and supposed by her and her friends to be a pregnancy. She nursed her first child for three years, but menstruated from two months after delivery. Her general health has been good, periods regular, lasting four or five days. The growth first made its appearance about two years ago and the abdomen has been gradually enlarging ever since. On examination the abdomen is enlarged, and there is a round circumscribed, well defined tumour, the size of a seven months' pregnant, uterus occupying the abdomen, dull on percussion, fluctuant, freely moveable. Vaginal examination shows cervix low down, indurated, body of uterus is behind and to the right, the growth apparently springs from the left side, and having no connection with the uterus. Sound passes backwards 2¾ inches. All over the front of the tumour a very loud souffle can be heard on auscultation, but no indication of a pregnancy exists. On the 12th December, having been prepared for operation, she was brought under the influence of æther at 7½ a.m.: the instruments, &c., were placed in carbolic acid lotion, but no spray was used. An incision, about

three inches in length, was made in the linea alba midway between umbilicus and pubis and the abdominal cavity opened.—Some ascitic fluid then escaped and the cyst came into view. The hand was passed through and the growth found free from adhesions all round. It was pressed forward into the wound and tapped, brown chocolate-colored, slightly viscid fluid escaping. The cyst slipping away from the trocar, it was at once seized and withdrawn from the abdomen without any hindrance. It was found to spring from the right side of the uterus and to have a longish pedicle 2½ inches broad. This was tied with carbolized silk in four interlacing segments and the cyst cut away with the fallopian tube which was very much enlarged and very vascular. The left ovary was then examined and found to be cystic and enlarged to the size of a large hen's egg adherent to the pelvis and to intestine. The adhesions were carefully detached, and after some difficulty a double ligature was passed through the pedicle which was short and tied in two segments and the cyst cut away. The difficulty arose from it being impossible to bring the ovary forward and the external incision being small. The peritoneum was carefully cleansed and the wound closed and dressed in the usual way. The operation was completed in forty minutes. Four ounces of æther only were used in the Junker inhaler. After the operation the temperature was 98·4° F., pulse 92. She made a good recovery without a single bad symptom, the temperature only rising on one occasion to 100° F. The sutures were removed on the eighth day, when the wound was perfectly healed. She was seen on the 25th February 1884 when she was in very good health. Had had two returns of the periods since leaving the hospital. Uterus found partially retroverted, freely moveable, cicatrix firm; no weakness in abdominal wall. The cyst removed weighed 1 lb: it was covered with buff-colored altered blood and clusters of papillary excrescences.

Case IV.—*Fibroid Tumour of Left Ovary, Removal of Growth with Uterus, Death.*—*Coolamah*, æt. 40 years, Hindu. One child 19 years ago. She was admitted on the 9th November 1883 stating that for the past year she had experienced considerable pain in the hips and loins extending anteriorly to the umbilicus for two or three days before each menstrual period. The periods were regular, flow lasting five days. About the same time she noticed a tumour in the lower abdomen which has been growing ever since. This tumour became more painful at the time of the period. She is a weakly woman, mucous membranes pallid, complains of constant pain in the lower abdomen, which is increased at the periods. The pain prevents her sleeping at night, and locomotion increases it. Abdomen is irregularly enlarged to the size of a six months' pregnancy by a hard growth occupying more of the left side than the right and having a smaller growth on the right side separated from it by a furrow and freely moveable. This appears to be the uterus displaced upwards and to the right. Vaginal touch shows posterior vaginal wall pushed forwards by a growth semi-solid to the feel and lying rather to the left of the middle line. A dimple in the vagina points to the orifice of the cervix which is high up in front and to the right side. Sound passes after a little difficulty forward, upward, and to the right into the small moveable tumour a normal depth, and is followed by a little bleeding; kidneys appear healthy, urine specific gravity 1020, no albumen. On the 29th November it was noted that the tumour has markedly increased and was more prominent. She still complains of pain at the seat of the growth; temperature normal, pulse 80. 8th December period just ceased, growth still enlarging. 17th December operation was undertaken to remove the growth. She was put under æther at 8-15 a.m. and under the carbolic acid spray. A vertical incision was made in the median line of the abdomen below the umbilicus for five inches. The walls of the abdomen were unusually vascular: superficial vessels were twisted and the peritoneum, which was unusually thin, divided to expose the growth. This was found lying toward the anterior portion of the abdomen having the uterus pushed up out of the brim of the pelvis on the right side, the left fallopian tube much enlarged lying in front. The hand could be passed all round and behind the growth, which was between the layers of the left broad ligament, the folds of which were greatly stretched over it. The growth appeared firmly adherent to the uterus and with a cessile attachment. A fine trocar was passed into the tumour, which was found to be solid throughout. It was found in consequence to be impossible to bring the tumour forward out of the abdomen without enlarging the wound, which was accordingly done upwards and downwards, increasing it to nine inches. The enlarged and vascular fallopian tube was then ligatured in two places and divided, the peritoneal covering of the growth cut through, and the tumour gradually enucleated. This was only accomplished after some difficulty, and a good deal of oozing of blood occurred. The growth was so firmly adherent to the uterus that it was found to be impossible to detach it, and the right ovary was found on examination to be enlarged and cystic. To remove the growth with any degree of safety, it was therefore necessary to remove the upper part of the uterus with the tumour. A thick double silk ligature was passed through the supra-vaginal portion of the cervix and tied in a cross double loop and the growth removed after peeling off the uterus from it first. A double loop was passed through the pedicle of the right ovary, which was formed by the broad ligament, and the right ovary with the right fallopian tube removed with the uterus. A good deal of troublesome oozing took place from vessels deep down in the anterior fold of Douglas' pouch, and an additional circular ligature was passed round the pedicle of the uterus. Oozing from the pelvic wall in front also gave trouble, and the Pacquelin cautery was applied to several bleeding spots; part of the loosened peritoneum was brought up and stitched to the upper front portion of

the pelvic wall. The intestines were not much exposed during the operation, being kept back by a large flat sponge; the peritoneum was then cleansed and the wound closed in the usual way, the pedicle ligatures being cut off close. The wound was dressed with carbolized gauze and cotton-wool padding. The operation lasted one and a half hours, and after it the woman was in a very low state. She rallied somewhat during the day and dozed quietly, but in the afternoon, six hours after the operation, she became very restless and died suddenly.

Post-mortem.—Three ounces of dark fluid blood was found in the peritoneal cavity, the result of oozing after closing the wound. The growth was found to be a solid fibroid or fibro-sarcoma, which had pushed before it the folds of the broad ligament and carried the uterus upwards with it. The uterus was healthy, but slightly enlarged, the growth being adherent to the whole posterior surface of the body, and the left fallopian tube was greatly enlarged by thickening, and lengthened also; the right ovary was cystic with very little remaining healthy tissue.

Case V.—*Colloid Disease of the Peritoneum, Colloid Cystoma of Ovary, Ovariotomy, Death.*—*Ninee*, æt. 15 years, Hindu. This girl was admitted into hospital on the 19th July 1883 suffering from an enormous enlargement of the abdomen. History.—Has never menstruated. Married at an early age, but never lived with her husband. States that after her marriage some years ago she noticed a swelling in the lower abdomen which has been increasing ever since. Mammæ do not show changes usual at puberty, tongue pallid, pulse small. The abdomen is greatly distended, the contents of the thorax being pressed upwards by the abdominal enlargement, apex of heart beats at level of left nipple, the abdomen is irregular in outline and enlarged from side to side, as well as antero-posteriorly, veins on surface of abdomen very prominent, and skin shows lines of atrophy from stretching, enlargement is painless. A fluid thrill is transmitted in every axis, some nodules of solid matter can be felt below the umbilicus, and a rounded cord can be slipped about by the finger, having an attachment between the umbilicus and the anterior-superior spinous process of ilium and proceeding from thence downwards and backwards. There is absolute dulness all over the front of the abdomen and some resonance in the flanks on both sides; the greatest circumference round the abdomen is 44 inches. By vaginal examination, vagina well formed, hymen present, uterus pushed downwards and retroverted, freely moveable, fluctuating growth felt in Douglas' pouch, and several small freely moveable nodules. The patient was kept at rest and on good diet till the 25th July when she was prepared for the operation and placed under the influence of æther. The operation was conducted with antiseptic precautions, steam carbolic acid spray being used. The spray failed partially towards the end of the operation. An abdominal incision, four inches in length, half way between the umbilicus and symphysis pubis in the median line was made, and this incision was lengthened to an inch above the umbilicus during the operation. The tumour was readily brought to view; slight superficial adhesions were readily separated with several small pendulous cysts on the parietal peritoneum. A large Spencer Well's trocar was then pushed into the growth, but only a little colloid material escaped and no more escape could be obtained. The upper part of the growth where it seemed more fluctuant was then punctured with a Fehler's small trocar and some thick mucilaginous fluid escaped slowly, but not in sufficient quantity to materially diminish the size of the growth. The abdominal incision was then carried upwards to the umbilicus and above it for one inch. Here extensive adhesions to the omentum were found; these were separated and carefully tied, and, by rotating the growth, a large fluid cyst on the posterior portion of the growth was reached and tapped. The growth could then be withdrawn by traction and manipulation. The omentum was found adherent to a large portion of the superior part of the sac and was now dealt with by ligaturing it in sections with fine carbolized silk and then divided, the ligatures being cut off short. A long narrow pedicle was found proceeding from the right side of the uterus which was very small and undeveloped. The pedicle was transfixed and tied in two sections and the growth cut away. The left ovary was found smooth and healthy. A number of peritoneal cysts containing sero-mucilaginous fluid now came to view. Several of these were attached to the peritoneum in the pelvis, one or two being as large as a man's fist. These were generally cessile; in a few there was an approach to becoming pedunculated. Two of these cysts, each larger than a man's fist, were attached to coils of small intestine opposite the mesenteric attachment and containing yellowish viscid fluid. These were removed by enucleation, the external layer of the cyst being carefully divided by a scalpel at a short distance from the intestine and the growth separated from the bowel without injury to the gut. A few bleeding points were then taken up carefully with fine forceps and tied with carbolized silk. The pelvic cysts were removed in the same way. One small pedunculated cyst was found growing from the parietal peritoneum at the pelvic brim, and in this apparently hæmorrhage had occurred. The growth was a small heart-shaped flattened out mass 1½″ × 2″ × ½″, the color of hepatic tissue with a long stalk, the thickness of a crow quill; this was ligatured and removed and proved to be a dried-up cyst in which old hæmorrhage had occurred. The cavity of the pelvis was then cleansed and the abdominal wound closed by carbolized silk in the usual way; gauze dressing applied externally. The operation lasted one and a quarter hours. The pulse was small and the limbs cold after the operation, though means had to be taken to keep her as warm as possible during its performance. The growth was a multilocular colloid cystoma; the solid parts weighed 12½ lb. and the fluid 30 lb. She rallied fairly well in the day, temperature ranging from 98·4° F. to 100·2° F., pulse kept frequent

about 160 per minute. 26th July, morning, she was doing fairly well, pulse quick and small, breathing quiet, is cheerful and complains of hunger, abdomen somewhat distended, urine passed freely, milk, broth, beef-tea, and brandy were given and retained in fair quantity. Morphia ¼ grain given subcutaneously at 11 a.m. and 11 p.m. 27th, third day, she was restless, there was increased tympany, pulse very quick, temperature 103·6° F. She sank the same day from shock and exhaustion.

Post-mortem.—Good union of abdominal wound; from 6 to 8 ounces of dark clotted blood was found lying in Douglas' pouch and the sides of the iliac fossa. Bleeding appeared to have occurred from the separated attachment of the intestinal cysts: there were no signs of peritonitis; pedicle was well secured with healthy adhesive inflammation around it. Left ovary found quite healthy.

Case VI.—*Colloid Ovarian Cystoma, Double Ovariotomy, Recovery.—Cheerungum*, æt. 30 years, Hindu. No children. This patient was admitted on the 28th March 1883 with a large abdominal tumour, stated to be of one year's duration. She states that a year ago she observed a small tumour on the right side of lower abdomen which gradually increased in size and gave rise to some difficulty in the act of defecation and micturition. This passed away as the tumour gradually got up higher. At first her menstrual flux was profuse, but later it became scanty and for the last five or six months it has become altogether suppressed. During the past year she has suffered in various ways from digestive troubles, loss of flesh, and paroxysmal pain over the site of the tumour, also from fits of dyspnœa, which became intensified on any slight exertion. Lately she has been unable to sleep owing to the large size of the tumour interfering with her movements. She has been tapped on three occasions; the last two months ago. All the tappings were performed at Sunkerydroog, and on each occasion she had pain and tenderness after the tapping with relief of other symptoms. On examination the abdomen was found to be greatly enlarged, abdominal walls very tense and superficial, uterus prominent. Two largish scars in the median line below umbilicus show where she has been tapped; below the umbilicus some masses of solid can be distinctly felt. The intestines are apparently pushed backward. By vaginal examination os uteri found small and far back and on a level with the vaginal roof; no impulse can be felt from the tumour above to the cervix; the sound passes forwards and upwards for two and a half inches; no solid mass or tumour can be felt in the pelvis; face is somewhat pinched and emaciated, and limbs show signs of emaciation, urine is healthy. She is solicitous for an operation for the removal of the tumour and does not approve of being kept under observation or prepared for the operation. The operation was performed on the 30th March. She was placed under æther, antiseptic precautions were taken, and the carbolic acid steam spray was used, but this failed towards the end of the operation. The operation lasted 55 minutes. A vertical incision was made four inches in length in the median line below the umbilicus: a good deal of fat was found in abdominal wall. After division of the peritoneum, some ascitic fluid escaped, the hand was then passed into the abdominal cavity and a large number of non-vascular adhesions separated on the surface. At the upper part the adhesions were found to be firmer and more vascular and could not be so detached, and there was much solid matter at this part of the tumour. A large cyst in front was then tapped with a syphon trocar, canula was clamped on, and after the contents of the cyst, which consisted of thick colloid material, had drained away, traction brought the upper adhesions to view; these were tied with carbolized silk and cut with scissors. The incision was then enlarged one and a half inches, more adhesions to abdominal parieties broken down, and a secondary cyst tapped. After some manipulation the colloid mass could then be drawn out. Much traction could not be made as the colloid material easily broke down. Considerable vascular adhesions to the omentum were found; all of which were carefully tied with fine silk, part of the omentum being removed with the growth. A firm fibrous cord adhesion, as thick as a goose's quill, was found coming from above near the liver and ending on the right lateral surface of the cyst; this was also tied and divided: very little bleeding occurred, and there was no exposure of intestine. The growth was found to spring from the left side and to have a fairly long and broad pedicle from the broad ligament; this was tied by seven loops of carbolized silk and circular ligature round the whole afterward. The growth was then cut away. The uterus was found to be freely moveable; the right ovary was also cystic and was tied at its attachment by a double ligature and cut away. The abdominal cavity was then cleansed and the wound closed by carbolized silk and dressed with gauze and cotton-wool pad. The weight of the solid part removed was 8 lb. and the fluid 32 lb. On the second day pulse was small and quick and required stimulants, but after this she did well till the sixth day when she had some fever, but this subsided again on the ninth day. The sutures were removed on the seventh day and the wound found healed. After this there was a slight rise of temperature for sometime, but not sufficient to cause any great anxiety. She was discharged quite well on the 10th June.

Case VII.—*Ovarian Cystoma, Ovariotomy, Death.—Ponamah*, æt. 35 years, Hindu, first child. Admitted 11th October 1883 with enlargement of the abdomen, stated to be the result of three years' growth. Had a child eighteen years ago, three years after marriage. Ever since the return of the period after lactation its occurrence has been attended with pain. Patient looks older than her years, face somewhat pinched, abdomen greatly distended and fluctuant, there is marked bulging in the flanks, no solid growth made out anywhere, intestines are

88

apparently pushed backwards, girth of abdomen 6 inches, above umbilicus 43½ inches, heart's action accelerated, apex beat feebly felt in fourth intercostal space on the left side; patient is thin and feeble, but appears to have a good constitution and is very anxious to have an operation performed without any delay. Menstruation commenced on the 14th October and ceased on the 17th October, but as the weather was very damp the operation was delayed till the 20th October. The operation was performed with antiseptic precautions and under the carbolic acid spray. Æther was used as the anæsthetic: about four ounces were used, the operation lasting one and a half hours. An incision four inches long was made in the linea alba and abdominal cavity opened. The cyst was found adherent to parietal peritoneum and the adhesions were broken down with the hand with some difficulty and involved the whole of anterior portion of the sac. Spencer Wells' trocar was then passed into the sac and a large quantity of brownish colored fluid escaped. The sac was then gradually drawn out, when two smaller cysts, the size of a fœtal head, came to view. These were tapped with a Fitch's trocar, serous fluid escaping; the sac was then withdrawn, a portion remaining in the pelvis and found to be growing from the left side of the uterus, involving the left broad ligament and having no pedicle whatever. The uterus was lying forward, the fundus being at the plane of the brim; there were firm adhesions to the left wall of the pelvis and extensive connections to the sigmoid flexure of the colon and upper part of the rectum. This portion was enucleated only after great difficulty, the cyst wall had to be split at several spots and the bowel separated as carefully as possible, all the vessels being taken up with a fine needle and silk as they appeared. In spite of this there was unavoidable great interference with the peritoneum and a troublesome oozing from the mesenteric border of the bowel and from detached adhesions deep down in the pelvis. The growth had also to be separated from the posterior wall of the uterus which oozed with blood; a pedicle could then be made from the left upper angle of the uterus with the left fallopian tube, which was found to be greatly thickened and distended with fluid; the pedicle was secured by a thick carbolised silk ligature in four sections and the growth then cut away. A large number of adhesions had previously been tied with silk and cut off short; the right ovary was then examined and found enlarged and cystic and removed by a double ligature, loops crossing; considerable time was then spent in draining the peritoneum and examining and securing bleeding points; the wound was then closed and dressed with a gauze and flannel bandage. After the operation the patient was very weak and collapsed, pulse small, 120 per minute. Æther ♏ xv was injected hypodermically and brandy and water given by the mouth. By careful stimulation and injection of another 20 minims of æther she rallied from the primary shock of the operation. The next day her temperature was 102.° F. and pulse 136 in the morning; she obtained sleep by hypodermic injection of morphia hyd. ¼th grain. On the third day, temperature in the morning 102° F., pulse 154; evening temperature 103° F., pulse small and thready, and respiration sighing. She had taken nourishment fairly well and had had a good deal of sleep. In the evening she became delirious, picked her clothes, and gradually sank.

Post-mortem examination fourteen hours after death. Abdominal wound closed by adhesion, intestines inflated, peritoneum marked by extravasations of blood, uterus adherent to abdominal wall, a large quantity of soft black clots in left broad ligament and posterior surface of the uterus. Tumour consisted mainly of one large cyst; fallopian tube greatly enlarged and thickened, containing serous fluid at one point and thick brown fluid at another, the inner portion. Thirty pints of fluid were removed in the operation and the cyst weighed three and a half pounds. Death occurred from shock and hæmorrhage.

Case VIII.—*Ovarian Cystoma, Ovariotomy, Recovery.—Allamaloo*, æt. 45 years, Hindu, eight children, widow for twenty years, twenty years since last pregnancy. Admitted 30th April 1883 complaining of enlargement of the abdomen. Abdomen found enlarged to size of an eight months' gestation by a large tumour freely moveable, apparently partly fluid and partly solid, surface very irregular, tumour is dull on percussion with resonance in flanks. On vaginal examination tumour is felt in Douglas' pouch; cervix is high up in front almost out of reach; tumour can be rolled about in the abdominal cavity; body of the uterus cannot be made out or separated from the tumour. She is a spare woman but healthy, meno-pause occurred five years ago, temperature was normal, bowels regular, urine specific gravity 1025°, no albumen. She was kept under observation, and on the 2nd May, after a little difficulty, a sound was passed forwards and upwards for two inches into the uterus, movement imparted to the tumour did not affect the sound in any marked degree; the diagnosis was a cysto-sarcoma of the ovary, probably malignant, as it had apparently grown rapidly at a time when atrophic changes were taking place in the uterus and organs of generation. The patient herself was anxious for an operation. On the 9th May, having been prepared for an operation, she was placed under æther and the operation performed with antiseptic precautions, the carbolic acid spray being used. The operation lasted one hour. An abdominal incision four inches long was made in the median line, and a fair covering of fat found over the abdomen. On dividing the peritoneum the tumour was exposed, the uterus was found lying in front with the right fallopian tube and right broad ligament stretched over the anterior surface; the cystoma being behind, the growth was rotated forward from left to right and tapped with a medium sized trocar clear brown mucilaginous fluid escaped, the growth could then be gradually drawn out and a broad pedicle was found formed by the right broad ligament, and some pelvic adhesions prevented the cyst from being completely

drawn out. As it was found impossible to get at these, the broad pedicle was ligatured in five sections with carbolized silk and divided, the cyst end being also secured temporarily; the adhesions between the side of the cyst and the pelvis were then carefully separated by the finger and several firm and vascular portions were tied with silk. In this way the cyst was completely separated with next to no bleeding. The vessels in the pedicle were of great size. The left ovary was examined and found atrophied; the cavity was carefully sponged out, very little blood being found; the intestines were hardly exposed at all. The external wound was closed by silk sutures and gauze dressing applied; the growth was found to be a multilocular calloid cystoma with no solid and one large cyst on the left side; the weight of the calloid growth was two and a quarter pounds and the fluid six and a quarter pounds. She rallied well from the operation after exhibiting some symptoms of shock which were successfully combated. Sutures were removed on the fifth day, when the wound was found healed, except at one spot where there was a little suppuration. After this she made an uninterrupted recovery and was discharged on the 19th June. She might have left sooner, but displayed a great affection for the hospital and could not be prevailed to go out. She came into hospital again some months after with a piece of silk hanging out of a small opening at the end of the wound; this was apparently a separated ligature; it was drawn out and the wound closed at once.

(Signed) A. M. BRANFOOT, M.B.,
Superintendent, Government Lying-in Hospital, and Obstetric Physician, Hospital for Women.

MADRAS,
1st January 1884.

89

No. III.—RAMASAWMY LYING-IN HOSPITAL.

ANNUAL MEDICAL REPORT OF THE RAMASAWMY LYING-IN HOSPITAL FOR THE YEAR 1883,

BY SURGEON-MAJOR D. R. THOMPSON, M.D., C.I.E.

The number of admissions during the year was as follows:—

Delivered in hospital, including abortions	437
Do. on the way to hospital, or brought in immediately after ...	4
Died undelivered	1
Total ...	442

The following scheme shows the labors classified according to the system of Denman:—

Class.	*Division.*	*Sub-Division.*			
I. Natural ...	Purely natural ...	Born occipito-anterior	334		
		Do. do. posterior	2	336	
	Varieties	Face	2	2	338
II. Difficult ...	Tedious	Natural powers over 24 hours ...	4	4	
	Laborious	Forceps	14		
		Version	3		
		Cephalotripsy	7	24	28
III. Preternatural.	Inverted	Breech	8		
		Foot	6		
		Knee	2	16	
	Transverse	Upper extremity	6	6	
	Compound	Head and arm	3		
		Head and foot	1		
		Foot and arm	1	5	27
IV. Complex.	Plural births	Twins	13	13	
	Hæmorrhage	Accidental	1		
		Unavoidable	2		
		Post-partum	3	6	
	Puerperal convulsions.	Eclampsia	9	9	
	Ruptured uterus ...	Ruptured uterus	1	1	
	Prolapse of funis ...	With head and hand	1		
		Do. head	1		
		Do. arm	2	4	
	Other complications ...	Dysentery	5		
		Albuminuria	1		
		Varicella	1	7	40
Fœtus under 2 lb.	Diseases of pregnancy.	Abortion, simple	9	9	9
		Total ...	...	...	442

Class.	Division.	Sub-Division.			
		OBSTETRIC OPERATIONS.			
Forceps ...	Difficult	Head presenting	14	14	
	Complex	Puerperal convulsions	4		
		Accidental hæmorrhage	1		
		Head, hand and funis	1	6	20
Cephalotripsy	Difficult	Head presenting	7	7	
	Preternatural ...	Transverse after version	1	1	
	Complex	Puerperal convulsions	1		
		Arm and funis after version ...	1	2	10
Version ...	Difficult	Head presenting	3	3	
	Preternatural ...	Upper extremity	5		
		Head and arm	1		
		Head and foot	1	7	
	Complex	Placenta prævia	2		
		Puerperal convulsions	1		
		Twins	2		
		Arm and funis	1	6	16
Extraction ...	Preternatural ...	Breech	1		
		Foot	1		
		Foot and arm	1	3	3
		Total ...	..	...	49
		SPONTANEOUS EVOLUTION.			
.....	Transverse	Arm	1	1	1

The total number of confinements for the year was 442, showing a decrease of 35, compared ith last year and giving a monthly average of 36·83.

The smallest number of deliveries was 21 in the month of February, and the largest 62 in ıe month of November. The cause of the slight decrease in the number of deliveries may be tributed, as was anticipated last year, to the discontinuance of the "batta system" which is ill maintained in the Government Lying-in Hospital as an inducement to the poorer classes of ıtives to apply for early help in their confinement, and thus afford opportunities to the students witness labor in its different stages.

Races and Castes.—The following table shows the percentages of admissions in the different ıces and caste, where will be seen that there is a falling off in the number of admissions among ıe lower classes and an increase among the Hindu caste women, when compared with last ear's report, which is remarkably large and points to the advantage of separate accommoda- on and attendance being provided for caste people.

—	1882.		1883.	
		PER CENT.		PER CENT.
Native Christians	83	17·40	73	16·52
Mahomedans	11	2·31	4	·91
Pariahs	185	38·78	157	35·52
Hindus	198	41·51	208	47·85
Total ...	477	100	442	100

Deliveries and their Classification.

Natural labor	338 or 76·47	per cent.
Difficult do.	28 or 6·34	do.
Premature do.	27 or 6·09	do.
Complex do.	40 or 9·05	do.
Diseases of pregnancy	9 or 2·04	do.

Of these, 326 occurred at or near the full term and 107 prematurely and 9 were abortions. The percentage of head presentations to all other labors, excluding abortions, was 91·62. The percentage of births during the successive quinquennial periods shows the greatest fecundity of natives to occur between the ages of 20 and 24 years.

Ages.	15 to 19.	20 to 24.	25 to 29.	30 and above	Total.
Number of women	117	128	108	89	442

I.—Natural Labor.

There were 338 cases of natural labor giving a percentage of 76·48 to other classes, about the same as last year; of these 92 were primiparæ with a percentage of 27·22 and showing a decrease of 1·74 per cent. The mortality was *nil.*

The following table gives the ages, the number of pregnancy, and the duration of labor in 338 cases. The average duration of labor was 9·4 hours.

Ages of women	15	16	17	18	19	20	21	22	23	24	25	26	27	28	29	30	31	32	33	34	35	36	37	28	39	40	Total 338.
Number of women	3	16	27	26	22	30	17	16	5	28	11	19	13	18	23	24	1	5	2	15	5	4	1	2	2	2	

Number of pregnancy	1	2	3	4	5	6	7	8	9	10	11	12	13	14	Total 338.
Number of Women	92	56	46	46	32	23	23	7	7	...	4	1	...	1	

Hours in labor	1 to 2.	2 to 3.	3 to 4.	4 to 5.	5 to 6.	6 to 12.	12 to 18.	18 to 24.	Unknown.	Total 338.
Number of women	2	8	18	17	21	149	84	38	1	

II.—Difficult Labor.

There were 28 cases of difficult labor, giving a percentage of 6·34 to other classes and they are classified as follow:—

Tedious labor	4
Laborious do.	24
Total ...	28

(a.) *Order I.—Tedious Labor.*

The 4 cases under this heading extended over twenty-four hours, and the delivery was completed by the natural powers unaided after admission into hospital. The delay occurred in the first stage; all the children were born alive and at the full term, weighing over 5 lb.; 2 were males and 2 females. The mortality was *nil.*

(b.) *Order II.—Laborious Labor.*

In this class there were 24 cases, in all of which the head presented without any complication and required artificial delivery. 12 children were born alive, 6 males and 6 females; and of the 12 that were born still, 8 were males and 4 females. The proportion of male to female children delivered artificially is as 7 to 5, and the mortality is as 2 to 1.

The mortality of mothers is 5 or 2·83 per cent. The average duration of labor before delivery was affected was 26·7 hours.

The following table shows the ages, the number of pregnancy, and the duration of labor :—

Ages of women ...	16	17	18	19	20	21	22	23	24	25	26	27	28	29	30	31	32	33	34	35	36	37	38	39	40	41	42	43	44	Total 24.
Number of women ...	2	1	1	1	2	1	1	...	2	...	2	1	2	...	4	...	...	...	3	...	...	...	...	...	...	...	...	...	1	

Number of pregnancy.	1	2	3	4	5	6	7	8	9	10	11	12	13	14	15	16	Total 24.
Number of women ...	11	2	1	3	1	3	...	1	...	1	...	...	...	...	...	1	

Hours in labor ...	5 to 6.	6 to 12.	12 to 18.	18 to 24.	24 to 30.	30 to 36.	36 to 42.	42 to 48.	48 to 60.	Above 60.	Total 24.
Number of women ...	...	4	4	4	3	2	1	...	6	...	

Mode of Delivery.	Number of Cases.	Mothers		Child alive.		Child still.		Percentage of Mortality.	
		Recovered.	Died.	Male.	Female.	Male.	Female.	Mother.	Children
Natural powers	4	4	...	2	2	...	...	*Nil.*	*Nil.*
Forceps	14	14	...	6	5	1	2	*Nil.*	21·42
Version	3	1	2	...	1	2	...	66·66	66·66
Cephalotripsy	7	4	3	...	...	5	2	42·85	...

III.—Preternatural Labor.

There were 27 labors in which the presentation was other than the head and without any danger or complication. Delivery was accomplished by the natural powers in 16, viz., breech 7, knee 2, foot 5, head and arm 2; and was terminated artificially in 11 cases, viz., cephalotripsy 1, arm 1—extraction 3, breech 1, foot and arm 1, foot 1—version 7, arm 5, head and arm 1, head and foot 1. The mortality of the mothers is 1 or 3·7 per cent. The proportion of live births in the cases delivered naturally is 8 out of 16 or 50 per cent., and artificially 5 out of 11 or 45·45 per cent.

The result is shown in the following table :—

Presentation.	Number of Cases.	Mothers		Child			Mode of Delivery.	
		Recovered.	Died.	Alive.	Still.	Decomposed.	Natural.	Artificial.
Breech	8	8	...	5	2	1	7	1
Foot	6	6	...	2	4	...	5	1
Knee	2	2	...	1	1	...	2	...
Transverse ...	6	6	...	2	4	...	...	6
Compound ...	5	4	1	3	2	...	2	3
Total ...	27	26	1	13	13	...	16	11

IV.—Complex Labor.

There were 40 cases of labor complicated with some accidental or unusual condition involving danger to the mother or child, giving a percentage of 9·05 to all other labors, viz. :—

Plural births	13
Hæmorrhage	6
Puerperal convulsions	9
Ruptured uterus	1
Prolapse of funis	4
Other complications	7
Total ...	40

The following table shows the results to mothers and children. The mortality of mothers is 20 per cent. and of children 32·07 per cent.

—	Number of Cases.	Mothers		Children				Percentage of Mortality.	
		Recovered.	Died.	Alive.	Still.	Male.	Female.	Mothers.	Children.
Plural births ...	13	13	...	23	3	19	7	...	11·53
Hæmorrhage ...	6	5	1	2	4	4	2	16·66	66·66
Puerperal convulsions.	9	4	5	4	5	4	5	55·55	55·55
Ruptured uterus ...	1	...	1	...	1	1	...	100	100
Prolapse of funis ...	4	3	1	1	3	3	1	25	75
Other complications	7	7	...	6	1	2	5	...	14·28
Total ...	40	32	8	36	17	33	20	20	32·07

(a.) *Plural Births.*

Thirteen women were delivered of twins. The children were 19 males and 7 females; 23 were born alive (16 males and 7 females) and 3 were born still, males. In 8 instances the children were both males, in 2 cases females, and in 3 cases male and female.

The proportion of plural births was 2·94 per cent. to all other labors or 1 to 34. Help was required to effect delivery in 2 instances on account of delay in the birth of the second child, version 2. One case terminated by spontaneous evolution. The mortality of mothers is *nil.*

The following table shows the presentations :—

Double Cranial.	Head and Arm.	Head and Breech.	Head and Foot.	Double Breech.	Total.
4	2	5	1	1	13

(b.) *Hæmorrhage.*

Six cases of labor were attended with hæmorrhage and are classified as follows :—

Accidental	1
Unavoidable	2
Post-partum	3
Total ...	6

In accidental and unavoidable hæmorrhage, the mortality of children was 100 per cent., and this shows how fatal these complications are to children; while in post-partum hæmorrhage 2 children were born alive and one still.

Two of the women were confined outside and brought into hospital with retained placenta.

Of the 6 cases of hæmorrhage, 3 were delivered naturally and 3 artificially (forceps 1, version 2). The mortality of mothers was 1 or 16·66 per cent.

The following table shows results to mothers and children :—

—	Number of Cases.	Children				Mothers	
		Alive.	Still.	Male.	Female.	Recovered.	Died.
Unavoidable hæmorrhage ...	2	...	2	1	1	2	...
Accidental	1	...	1	1	...	...	1
Post-partum	3	2	1	2	1	3	...
Total ...	6	2	4	4	2	5	1

(c.) *Puerperal Convulsions.*

Nine cases of labor were complicated with puerperal convulsions, and delivery was effected in the following manner:—

Natural powers	3
Forceps	4
Version	1
Cephalotripsy	1
Total ...	9

The mortality of mothers was 5 or 55·55 per cent. This is a very high percentage, and is only to be accounted for by the fact that all were out-cases and chiefly among the better classes of Hindu women who seem to be predisposed to it and are brought to hospital after considerable delay and neglect in a state of exhaustion. Death often occurring a few hours after delivery. Of the children 4 were born alive and 5 still. The mortality was 5·55 per cent.

It will be seen from the following table that not less than 88·89 per cent. were primiparæ:—

Ages of women	15	16	17	18	19	20	21	22	23	24	25	26	Total 9.
Number of women ...	1	2	2	1	...	2	...	...	...	...	...	1	

Number of pregnancy ...	1	2	3	4	5	6	Total 9.
Number of women ...	8	...	...	1	...	...	

(d.) *Ruptured Uterus.*

One case of ruptured uterus occurred. The presenting part was the head and the mother died before delivery, five minutes after admission.

The following table shows the age, the number of pregnancy, and the duration of labor:—

Ages of women	23	24	25	Total 1.
Number of women	...	...	1	
Number of pregnancy	1	2	3	Total 1.
Number of women	...	1	...	
Hours in labor	...	...	Unknown.	Total 1.
Number of women	...	...	1	

(e.) *Prolapse of Funis.*

There were 4 cases of labor attended with this complication, and the delivery was effected in the following manner:—

Natural powers	1
Forceps	1
Version	1
Craniotomy	1
Total ...	4

The presentation and the results to the children are shown in the following table:—

Presentation.	Number of Women.	Children		Percentage of Mortality.	
		Alive.	Still.	Mother.	Children.
				PER CENT.	PER CENT.
With head and arm ...	1	1	...	25	75
Do. head	1	...	1		
Do. arm	2	...	2		

(f.) *Other Complications.*

There were 7 cases attended with complications not previously mentioned.

The following table shows the nature of complications and result to mothers and children:—

Nature of Disease.	Number of Cases.	Mothers		Children		Percentage of Mortality.	
		Recovered.	Died.	Alive.	Still.	Mothers.	Children.
Dysentery	5	5	...	4	1	*Nil.*	20
Albuminuria	1	1	...	1	...	*Nil.*	*Nil.*
Varicella	1	1	...	1	...	*Nil.*	*Nil.*

V.—Premature Labor (Abortions).

There were 9 cases of labor in which the duration was calculated to be less than 7 months and the weight of the child less than 2 lb., and are classified as follows:—

Abortion, simple	9
Total ...	9

Mortality of mothers was *nil.*

DEATHS.

The causes of death are classified under the following heads:—

I. Accidents of child-birth.
II. Puerperal causes.
III. Non-puerperal causes.

I.—Accidents of Child-birth.

Puerperal convulsions	5
Ruptured uterus	1
Accidental hæmorrhage	1
Arm and funis	1
Exhaustion	1
	— 9

II.—Puerperal Causes.

Puerperal fever	3
Peritonitis	2
	— 5

III.—Non-puerperal Causes.

Nil.

Total ...	14

The following table shows the class of labor into which these fourteen cases fell:—

I. Natural labor		*Nil.*
II. Difficult labor ...	Version	2
	Cephalotripsy	3
III. Preternatural ...	Version	1
IV. Complex	Accidental	1
	Puerperal convulsions	5
	Ruptured uterus	1
	Arm and funis	1
	Total ...	14

The mortality of mothers was 3·16.

The following table shows the ages, the number of pregnancy, and the duration of labor in the 14 fatal cases :—

Ages of women ...	15	16	17	18	19	20	21	23	23	24	25	26	27	28	29	30	31	32	33	34	35	36	37	Total 442.
Number of women ...	156						103					125					58					...		
Number of deaths ...	...	2	1	...	...	1	...	...	...	3	1	1	1	2	...	1	...	...	...	1	...	...	...	Total 14.
Total deaths	4						4					5					1					...		

Number of pregnancy...	1	2	3	4	5	6	7	8	9	10	11	12	13	14	15	16	Total. 442.
Number of women ...	123	68	59	57	41	32	30	11	11	1	4	2	1	1	...	1	
Number of deaths ...	5	2	...	4	2	1	...	...	...	...	...	...	...	...	...	...	14

Hours in Labor.	Under 24.		24 to 36.		36 to 48.		Above 48.		Unknown.		Total.	
	Number of Cases.	Died.	Number of Cases.	Died.	Number of Cases.	Died.	Number of Cases.	Died.	Number of Cases.	Died.	Number of Cases.	Died.
Natural labor	337	...	...	...	...	...	...	...	1	...	338	...
Tedious do.	...	...	3	...	1	...	...	...	...	...	4	...
Laborious do.	12	3	5	...	1	...	6	2	...	...	24	5
Preternatural labor ...	21	1	4	...	2	...	...	...	...	...	27	1
Complex labor	30	5	7	2	...	...	...	...	3	1	40	8
Diseases of pregnancy ...	...	...	...	...	...	...	...	...	...	...	9	...
Total ...	400	9	19	2	4	...	6	2	4	1	442	14

CHILDREN.

The result of 433 deliveries, excluding 9 abortions, was the birth of 446 children, there being 13 twins; of these 334 were born alive near the full term, 105 were premature, and 7 were putrid.

All children weighing over 5 lb. are considered to be at "full term," those weighing less than 5 lb. and above 2 lb. as "premature," and those below 2 lb., "abortions."

Sex.—There were 242 male and 204 female children, giving a proportion of 118·62 to 100.

Live and Still Births.—386 were born alive, 53 still, and 7 putrid. The percentage of live birth was 86·54; the percentage of still birth, excluding putrid, was 11·65.

Sex of Live Births.—Of these 386 children, 205 were males and 181 females.

Sex of Still and Decomposed Children.—Of the 53 still, 33 males and 20 females, and of the 7 decomposed 4 were males and 3 females.

The following table shows the classes of labor in which the still births occurred, the proportion being higher among male children :—

Class of Labor.	Number of Cases.	Still.		Decomposed.	
		Male.	Female.	Male.	Female.
Natural labor	338	9	4	3	2
Difficult do.	28	8	4	...	...
Preternatural labor	27	6	7	1	...
Complex do.	40	10	5	...	1
Total ...	433	33	20	4	3

Deaths of Children in Hospital.

During the year 31 children have died in the hospital within the first ten days of life; 20 of the 31 children who died were premature, showing a mortality of 8·03.

The following table shows the causes of death in the children :—

Atelectasis	4
Tetanus	4
Jaundice	2
Hereditary syphilis	1
Premature	20
Total ...	31

OBSTETRIC OPERATIONS.

Forty-nine women were assisted in their labors—1 in 9·02 :—

Forceps	20
Version	16
Cephalotripsy	10
Extraction	3
Total ...	49

Forceps.—The forceps was used in 20 cases—1 in 22·10. The following table shows the classes of labor and results to mother and children :—

Class of Labor.	Number of Cases.	Mothers Died.	Children		Percentage of Mortality.	
			Alive.	Still.	Mothers.	Children.
					PER CENT.	PER CENT.
Difficult	14	...	11	3	15	30
Complex	6	3	3	3		

Version.—Version was performed in 16 cases—1 in 27·62.

The following table shows the classes of labors and results to mothers and children :—

Class of Labor.	Number of Cases.	Mothers Died.	Children		Percentage of Mortality.	
			Alive.	Still.	Mothers.	Children.
					PER CENT.	PER CENT.
Difficult	3	2	1	2	31·25	68·75
Preternatural	7	1	3	4		
Complex	6	2	1	5		

Cephalotripsy.—Cephalotripsy was performed in 10 cases—1 in 44·20. The fatal heart was inaudible in most cases. Hicks' cephalotribe was invariably used to hasten delivery.

The following table shows the class of labor and results to mother and children :—

Class of Labor.	Number of Cases.	Mothers Died.	Children		Percentage of Mortality.	
			Alive.	Still.	Mothers.	Children.
					PER CENT.	PER CENT.
Difficult	7	3	...	7	40	100
Preternatural	1	...	...	1		
Complex	2	1	...	2		

Extraction.—Extraction was performed in 3 cases—1 in 147·33. Preternatural labor 3, viz., breech 1, foot 1, foot and arm 1; 1 child was born alive and 2 still. The mortality of mothers was *nil*.

INTERNAL ECONOMY.

The daily cost of dieting each native patient was Annas 2-6½, and the average cost of each confinement was Rs. 2-9-10¼.

(Signed) D. R. THOMPSON, M.D.,
Surgeon, First District, and
Supt., Ramasawmy Lying-in Hospital.

MADRAS,
14th July 1884.

STATEMENTS I—V.

STATEMENTS I—V.

DISPENSARY STATISTICS.

No. I.—*Statement showing the Number of Dispensaries in the Madras Presidency during the year* 1883 (*in conformity to G.O., No.* 1014, *of* 19*th May* 1883).

Population according to the Census of 1881.	Classes of Dispensaries.	Number open on 31st December 1882.	Number opened during the Year.	Number closed during the Year.	Number open on 31st December 1883.
	TOTAL OF DISTRICTS.				
29,916,629	Class I	17	1	...	18
	Do. II	244	12	1	255
	Do. III-A	5	1	...	6
	Do. III-B	8	...	...	8
	Total ...	* 274	14	1	287
	Ratio of Dispensaries per 1,000 of Population	0·009	0·0004	0·00003	0·009
	ANANTAPUR.				
599,889	Class I	...	...	...	...
	Do. II	5	1	...	6
	Do. III-A	...	...	...	...
	Do. III-B	...	...	...	...
	Total ...	5	1	...	6
	Ratio of Dispensaries per 1,000 of Population	0·008	0·001	...	0·01
	ARCOT, NORTH.				
1,817,814	Class I	...	...	...	...
	Do. II	9	2	...	11
	Do. III-A	1	...	...	1
	Do. III-B	...	...	...	...
	Total ...	10	2	...	12
	Ratio of Dispensaries per 1,000 of Population	0·005	0·001	...	0·006
	ARCOT, SOUTH.				
1,814,738	Class I	...	...	...	...
	Do. II	10	...	...	10
	Do. III-A	...	...	...	...
	Do. III-B	...	...	...	...
	Total ...	10	...	...	10
	Ratio of Dispensaries per 1,000 of Population	0·005	...	...	0·005
	BELLARY.				
763,807	Class I	...	...	...	...
	Do. II	6	2	...	8
	Do. III-A	1	...	...	1
	Do. III-B	...	...	...	...
	Total ...	7	2	...	9
	Ratio of Dispensaries per 1,000 of Population	0·009	0·002	...	0·01

* Exclusive of Goomsur.

DISPENSARY STATISTICS—(*Continued*).

No. I.—*Statement showing the Number of Dispensaries in the Madras Presidency during the year* 1883 (*in conformity to G.O., No.* 1014, *of* 19*th May* 1883)—(Continued).

Population according to the Census of 1881.	Classes of Dispensaries.	Number open on 31st December 1882.	Number opened during the Year.	Number closed during the Year.	Number open on 31st December 1883.
	Canara, South.				
959,514	Class I	1	...	...	1
	Do. II	7	...	...	7
	Do. III-A	...	...	...	...
	Do. III-B	...	...	...	...
	Total ...	8	...	...	8
	Ratio of Dispensaries per 1,000 of Population	0·008	...	...	0·008
	Chingleput.				
981,381	Class I	...	...	...	...
	Do. II	12	2	...	14
	Do. III-A	...	...	...	...
	Do. III-B	...	...	...	...
	Total ...	12	2	...	14
	Ratio of Dispensaries per 1,000 of Population	0·01	0·002	...	0·01
	Coimbatore.				
1,657,690	Class I	...	...	...	...
	Do. II	11	1	...	12
	Do. III-A	...	...	...	...
	Do. III-B	...	...	...	...
	Total ...	11	1	...	12
	Ratio of Dispensaries per 1,000 of Population	0·006	0·006	...	0·007
	Cuddapah.				
1,121,038	Class I	...	...	...	...
	Do. II	10	...	...	10
	Do. III-A	...	...	...	...
	Do. III-B	...	...	...	...
	Total ...	10	...	...	10
	Ratio of Dispensaries per 1,000 of Population	0·008	...	...	0·008
	Ganjam.				
1,503,301	Class I	...	...	...	...
	Do. II	10	...	...	10
	Do. III-A	...	...	...	...
	Do. III-B	...	...	...	...
	Total ...	10	...	...	10
	Ratio of Dispensaries per 1,000 of Population	0·006	...	...	0·006

DISPENSARY STATISTICS—(*Continued*).

No. I.—*Statement showing the Number of Dispensaries in the Madras Presidency during the year* 1883 (*in conformity to G.O., No.* 1014, *of* 19*th May* 1883)—(Continued).

Population according to the Census of 1881.	Classes of Dispensaries.	Number open on 31st December 1882.	Number opened during the Year.	Number closed during the Year.	Number open on 31st December 1883.
	Godavari.				
1,780,613	Class I	2	...	...	2
	Do. II	13	1	...	14
	Do. III-A	...	1	...	1
	Do. III-B	...	...	...	...
	Total ...	15	2	...	17
	Ratio of Dispensaries per 1,000 of Population	0·008	0·001	...	0·009
	Kistna.				
1,548,480	Class I	...	...	...	...
	Do. II	16	...	...	16
	Do. III-A	...	...	...	...
	Do. III-B	...	...	...	...
	Total ...	16	...	...	16
	Ratio of Dispensaries per 1,000 of Population	0·01	...	...	0·01
	Kurnool.				
709,305	Class I	...	...	...	...
	Do. II	8	...	...	8
	Do. III-A	...	...	...	...
	Do. III-B	...	...	...	...
	Total ...	8	...	...	8
	Ratio of Dispensaries per 1,000 of Population	0·01	...	...	0·01
	Madras.				
405,848	Class I	7	...	...	7
	Do. II	2	...	...	2
	Do. III-A	1	...	...	1
	Do. III-B	...	...	...	...
	Total ...	10	...	...	10
	Ratio of Dispensaries per 1,000 of Population	0·02	...	...	0·02
	Madura.				
2,168,680	Class I	...	...	...	...
	Do. II	24	...	...	24
	Do. III-A	1	...	...	1
	Do. III-B	...	...	...	...
	Total ...	25	...	...	25
	Ratio of Dispensaries per 1,000 of Population	0·01	...	...	0·01

DISPENSARY STATISTICS—(*Continued*).

No. I.—*Statement showing the Number of Dispensaries in the Madras Presidency during the year* 1883 (*in conformity to G.O., No.* 1014, *of* 19*th May* 1883)—(Continued).

Population according to the Census of 1881.	Classes of Dispensaries.	Number open on 31st December 1882.	Number opened during the Year.	Number closed during the Year.	Number open on 31st December 1883.
	Malabar.				
2,365,035	Class I	1	...	...	1
	Do. II	11	...	1	10
	Do. III-A	...	...	...	...
	Do. III-B	...	...	...	...
	Total ...	12	...	1	11
	Ratio of Dispensaries per 1,000 of Population	0·005	...	0·0004	0·004
	Nellore.				
1,220,236	Class I	...	...	...	...
	Do. II	12	2	...	14
	Do. III-A	...	...	...	...
	Do. III-B	...	...	...	...
	Total ...	12	2	...	14
	Ratio of Dispensaries per 1,000 of Population	0·009	0·001	...	0·01
	Nilgiri.				
91,034	Class I	5	...	...	5
	Do. II	...	...	...	...
	Do. III-A	...	...	...	...
	Do. III-B	...	...	...	...
	Total ...	5	...	...	5
	Ratio of Dispensaries per 1,000 of Population	0·05	...	...	0·05
	Salem.				
1,599,595	Class I	...	...	...	...
	Do. II	12	...	...	12
	Do. III-A	...	...	...	...
	Do. III-B	...	...	...	...
	Total ...	12	...	...	12
	Ratio of Dispensaries per 1,000 of Population	0·007	...	...	0·007
	Tanjore.				
2,130,383	Class I	...	...	...	...
	Do. II	35	1	...	36
	Do. III-A	1	...	...	1
	Do. III-B	...	...	...	...
	Total ...	36	1	...	37
	Ratio of Dispensaries per 1,000 of Population	0·01	0·0004	...	0·01

96 A

DISPENSARY STATISTICS—(*Continued*).

No. I.—*Statement showing the Number of Dispensaries in the Madras Presidency during the year* 1883 (*in conformity to G.O., No.* 1014, *of* 19*th May* 1883)—(Continued).

Population according to the Census of 1881.	Classes of Dispensaries.	Number open on 31st December 1882.	Number opened during the Year.	Number closed during the Year.	Number open on 31st December 1883.
	Tinnevelly.				
1,699,747	Class I	...	...	...	...
	Do. II	14	...	...	14
	Do. III-A	...	...	...	...
	Do. III-B	6	...	...	6
	Total ...	20	...	...	20
	Ratio of Dispensaries per 1,000 of Population	0·001	...	...	0·001
	Trichinopoly.				
1,215,033	Class I	...	...	...	...
	Do. II	4	...	...	4
	Do. III-A	...	...	...	...
	Do. III-B	1	...	...	1
	Total ...	5	...	...	5
	Ratio of Dispensaries per 1,000 of Population	0·004	...	...	0·004
	Vizagapatam.				
1,790,468	Class I	1	1	...	2
	Do. II	13	...	...	13
	Do. III-A	...	...	...	...
	Do. III-B	1	...	...	1
	Total ...	15	1	...	16
	Ratio of Dispensaries per 1,000 of Population	0·008	0·0005	...	0·009

97

No. II.—*Statement showing the Number of In-door and Out-door Patients treated* STATISTICS.

in the Dispensaries of the Madras Presidency during the year 1883.

1	2	3	4										5				6
			In-door Patients.										Out-door Patients.				
			a.	b.	c.	d.	e.	f.	g.		h.						
Name of District.	Name of Dispensary.	Of what Class.	Total Treated during the Year.	Number Cured.	Number Relieved.	Discharged otherwise.	Died.	Ratio of Deaths per Cent. of Total Treated.	Number of Beds available.		Daily Average Number.				a. Number Treated.	b. Number Treated.	c. Number Treated.	d. Average Daily Attendance.	Total Number of Patients Treated both In-door and Out-door.
									Males.	Females.	Men.	Women.	Children.	Total.	Attended personally.	Represented by Friends.	Total Treated.		
Anantapur.	Anantapur	Municipality	52	40	4	2	6	11·53	4	4	1·76	0·60	1·08	3·44	3,505	474	3,979	24·99	4,031
	Gooty	Private	62	43	11	1	7	11·29	6	6	2·08	0·97	0·47	3·52	2,488	34	2,522	40·91	2,584
	Kalyándróg	Local Fund	71	53	12	3	3	4·22	5	...	3·16	2·33	...	5·49	2,960	141	3,101	43·90	3,172
	Penukonda	Do.	81	70	...	1	6	7·40	8	6	2·09	1·37	0·11	3·57	3,032	194	3,226	31·33	3,307
	Tadpatri	Do.	62	49	1	6	6	9·67	6	4	2·66	0·51	0·07	3·24	7,768	567	8,335	64·89	8,397
	Uravakonda	Do.	...	...	...	...	...	...	...	...	...	...	...	...	743	37	780	21·95	780
Arcot, North.	Árni	Do.	...	...	...	...	...	...	...	...	...	...	...	...	7,749	469	8,218	54·49	8,218
	Chittoor	Do.	410	355	1	9	21	5·12	15	15	10·45	5·43	0·65	16·53	8,998	2,216	11,214	34·79	11,624
	Gudiyáttam	Do.	...	...	...	...	...	...	...	...	...	...	...	...	746	255	1,001	34·07	1,001
	Kálahasti	Do.	...	...	...	...	...	...	...	...	...	...	...	...	532	65	597	21·61	597
	Palmanér	Do.	240	128	69	21	7	2·91	9	9	8·15	6·21	0·78	15·14	3,942	231	4,173	29·81	4,413
	Pólúr	Do.	...	...	...	...	...	...	...	...	...	...	...	...	3,525	415	3,940	30·84	3,940
	Ranipet	Do.	405	286	32	75	12	2·96	22	20	6·67	7·10	0·35	14·12	7,342	2,066	9,408	45·97	9,813
	Tirupati	Do.	...	...	...	...	...	...	...	...	...	...	...	...	5,674	190	5,864	42·73	5,864
	Vellore	Municipality	458	328	12	66	52	11·35	20	10	12·35	7·30	1·55	21·20	16,318	1,320	17,668	105·40	18,126
	Venkatagirikota	Local Fund	...	...	...	...	...	...	...	...	...	...	...	...	1,944	359	2,303	6·30	2,303
	Wálajápet	Municipality	...	...	...	...	...	...	...	...	...	...	...	...	3,560	1,780	5,340	24·28	5,340
	Wandiwash	Local Fund	...	...	...	...	...	...	...	...	...	...	...	...	3,678	266	3,944	34·08	3,944
Arcot, South.	Chidambaram	Municipality	157	74	26	41	6	3·82	9	9	5·33	2·25	0·21	7·84	8,088	700	8,788	49·88	8,945
	Cuddalore	Do.	271	211	29	...	31	11·43	16	8	6·34	3·46	0·76	10·56	11,379	2,495	13,874	68·72	14,145
	Do. Old Town	Do.	116	76	12	10	11	9·48	9	3	4·25	2·56	0·13	6·94	6,844	1,602	8,446	57·26	8,562
	Kallakurchi	Local Fund	98	75	16	3	1	1·02	6	4	2·45	1·23	0·09	3·77	4,666	199	4,865	42·15	4,963
	Panruti	Do.	...	...	...	...	...	...	...	...	...	...	...	...	5,410	322	5,732	38·87	5,732
	Tindivanam	Do.	119	65	20	3	23	19·32	12	12	2·73	2·36	0·56	5·65	5,918	135	6,053	34·27	6,172
	Tirukoilúr	Do.	89	43	18	15	10	11·24	8	4	3·64	1·83	0·09	5·56	5,470	543	6,013	43·52	6,102
	Tiruvannámalai	Do.	107	68	12	6	15	14·01	6	...	3·14	0·68	0·58	4·40	2,295	476	2,771	25·67	2,878
	Villupuram	Do.	75	38	27	3	4	5·33	6	6	2·11	2·01	0·14	4·26	4,507	670	5,177	42·44	5,252
	Vriddháchalam	Do.	102	58	21	16	2	1·96	8	4	2·50	1·25	0·84	4·59	4,481	861	5,342	35·59	5,444
Bellary	Ádóni	Municipality	56	25	11	10	10	17·85	6	6	2·29	0·41	0·21	2·91	13,710	1,011	14,721	123·35	14,777
	Áthúr	Local Fund	60	32	15	12	1	1·66	4	2	1·58	0·84	0·03	2·45	2,357	232	2,589	19·52	2,649
	Bellary	Municipality	453	341	28	33	41	9·05	16	4	11·78	5·12	2·59	19·49	5,809	299	6,108	50·86	6,561
	Harpanahalli	Local Fund	21	13	4	1	1	4·76	4	4	0·95	0·14	...	1·09	2,829	623	3,452	37·10	3,473
	Hospet	Do.	81	39	13	11	18	22·22	6	4	2·83	1·36	0·22	4·41	6,608	219	6,827	60·45	6,908
	Kúdligi	Do.	...	...	...	...	...	...	...	...	...	...	...	...	592	84	676	5·34	676
	Kampli	Do.	...	...	...	...	...	...	...	...	...	...	...	...	812	2	814	20·83	814
	Ráyadrug	Do.	...	...	...	...	...	...	...	...	...	...	...	...	981	...	981	43·50	981
	Sundur	Private	...	...	...	...	...	...	...	...	...	...	...	...	1,918	39	1,957	15·42	1,957
Canara, South	Bantvál	Local Fund	112	72	1	35	4	3·57	3	3	2·53	0·76	0·10	3·39	2,286	45	2,331	20·38	2,443
	Coondapoor	Do.	49	35	8	3	3	6·12	4	3	1·55	0·39	...	1·94	2,951	1,783	4,734	27·70	4,783
	Karcal	Do.	40	34	5	1	...	...	4	2	1·13	0·91	...	2·04	963	27	990	9·62	1,030
	Kásaragód	Do.	25	21	2	1	1	4·00	4	3	0·75	0·47	...	1·22	3,125	634	3,759	27·33	3,784
	Laccadive Islands	Government	...	...	...	...	...	...	...	...	...	...	...	...	201	...	201	4·10	201
	Mangalore	Municipality	509	277	68	133	31	6·09	12	8	11·36	7·66	0·37	19·39	5,925	2,120	8,045	31·04	8,554
	Udipi	Local Fund	57	52	2	1	2	3·51	6	4	1·64	0·36	0·55	2·55	2,574	499	3,073	18·62	3,130
	Puttur	Do.	21	14	...	3	3	14·28	4	4	0·67	0·31	0·06	1·04	1,850	80	1,930	14·14	1,951
Chingleput.	Chingleput	Do.	294	194	53	10	23	7·82	10	10	10·90	5·80	0·38	17·08	9,220	1,230	10,450	28·61	10,744
	Conjeeveram	Municipality	262	171	28	17	32	12·21	14	15	9·01	5·99	0·53	15·53	16,685	1,113	17,798	95·99	18,060
	Madurántakam	Local Fund	...	...	...	...	...	...	...	...	...	...	...	...	6,098	794	6,892	50·73	6,892
	Ponnéri	Do.	...	...	...	...	...	...	...	...	...	...	...	...	4,464	396	4,860	37·29	4,860
	Poonamallee	Do.	...	...	...	...	...	...	...	...	...	...	...	...	5,925	154	6,079	33·55	6,079
	Saidápet	Do.	...	...	...	...	...	...	...	...	...	...	...	...	10,855	286	11,141	69·51	11,141
	Saint Thomas' Mount	Government	26	21	...	3	2	7·69	5	2	1·28	0·16	0·22	1·66	3,633	...	3,633	14·22	3,659
	Sathivadu	Local Fund	...	...	...	...	...	...	...	...	...	...	...	...	3,710	35	3,745	25·84	3,745
	Sembiam	Do.	...	...	...	...	...	...	...	...	...	...	...	...	7,207	...	7,207	19·74	7,207
	Stríperumbudur	Do.	...	...	...	...	...	...	...	...	...	...	...	...	5,826	412	6,238	32·55	6,238
	Tiruporúr	Do.	...	...	...	...	...	...	...	...	...	...	...	...	2,886	280	3,166	30·43	3,166
	Tiruvallúr	Do.	...	...	...	...	...	...	...	...	...	...	...	...	4,724	304	5,028	28·30	5,028
	Uttramallur	Do.	...	...	...	...	...	...	...	...	...	...	...	...	1,240	151	1,391	40·79	1,391
	Nágaláparum	Do.	...	...	...	...	...	...	...	...	...	...	...	...	902	...	902	27·06	902
	Aravakurchi	Do.	...	...	...	...	...	...	...	...	...	...	...	...	1,209	71	1,280	38·25	1,280
	Bhavání	Do.	56	51	1	2	2	3·57	3	3	1·60	1·30	0·20	3·10	4,385	433	4,818	48·60	4,874
Coimbatore.	Coimbatore	Municipality	538	438	20	21	59	11·00	25	21	17·10	9·00	0·34	26·44	23,387	2,055	25,442	183·70	25,980
	Dhárápuram	Local Fund	67	49	3	9	6	8·95	4	2	2·04	0·99	0·07	3·10	4,536	1,050	5,586	57·38	5,653
	Erode	Municipality	120	77	23	10	10	8·33	4	4	3·72	2·72	0·23	6·67	7,306	353	7,659	168·87	7,779
	Karúr	Do.	78	55	3	3	17	21·79	5	3	0·97	0·63	0·16	1·76	6,850	720	7,570	57·52	7,648
	Kolegal	Local Fund	19	11	1	2	3	15·79	3	3	0·94	0·72	0·08	1·74	4,289	265	4,554	54·07	4,573

'98

No. II.—*Statement showing the Number of In-door and Out-door Patients treated in the Dispensaries of the Madras Presidency during the year* 1883—(Continued).

STATISTICS—(*Continued*).

1	2	3	In-door						4						5				6
									Patients.						Out-door Patients.				
			a.	b.	c.	d.	e.	f.	g.		h.				a.	b.	c.	d.	
Name of District.	Name of Dispensary.	Of what Class.	Total Treated during the Year.	Number Cured.	Number Relieved.	Discharged otherwise.	Died.	Ratio of Deaths per Cent. of Total Treated.	Number of Beds available.		Daily Average Number.				Number Treated.			Average Daily Attendance.	Total Number of Patients Treated both In-door and Out-door.
									Males.	Females.	Men.	Women.	Children.	Total.	Attended personally.	Represented by Friends.	Total Treated.		
Coimbatore—(*Continued*).	Mettupálaiyam	Local Fund	109	79	7	2	21	19·28	4	4	2·69	0·70	...	3·39	4,932	368	5,300	46·39	5,409
	Palladam	Do.	25	18	...	5	2	8·00	2	2	1·06	0·16	0·00	1·22	1,802	50	1,852	22·25	1,877
	Pollächi	Do.	389	290	27	14	40	10·28	18	18	11·82	9·39	0·70	21·91	12,713	1,279	13,992	91·04	14,381
	Satyamangalam	Do.	58	42	5	...	8	13·79	6	2	2·12	0·57	0·06	2·75	5,091	482	5,573	34·91	5,631
	Udamalpet	Do.	81	76	1	...	4	4·93	6	4	3·04	1·34	0·07	4·45	3,353	173	3,526	31·64	3,607
	Badvél	Do.	15	6	2	6	1	6·66	6	6	0·18	0·10	0·03	0·31	5,590	652	6,242	38·21	6,257
	Pullampett	Do.	8	4	3	...	1	12·50	...	...	0·26	0·12	...	0·38	4,403	163	4,566	37·93	4,574
	Cuddapah	Municipality	366	218	130	18	41	11·20	16	16	9·57	6·03	0·74	16·34	10,572	4,830	15,402	101·85	15,768
	Jammalamadugu	Local Fund	2	...	...	1	1	50	1	1	0·06	...	...	0·06	4,457	64	4,521	42·20	4,523
Cuddapah ...	Kadiri	Do.	...	...	...	...	...	...	...	...	...	...	...	...	4,910	229	5,139	37·69	5,139
	Madanapalle	Do.	370	154	66	112	15	4·05	37	24	17·41	9·83	5·50	32·74	5,750	1,287	7,037	46·46	7,407
	Pilér	Do.	...	...	...	...	...	...	...	...	...	...	...	...	2,065	486	2,551	22·66	2,551
	Proddutur	Do.	4	3	...	...	...	...	12	12	0·06	0·29	...	0·35	4,096	677	4,773	44·74	4,777
	Palivendla	Do.	...	...	...	...	...	...	...	...	...	...	...	...	4,082	358	4,440	40·50	4,440
	Ráyachóti	Do.	...	...	...	...	...	...	...	...	...	...	...	...	4,508	706	5,214	35·93	5,214
	Aska	Do.	1	1	...	...	...	...	...	...	...	...	0·09	0·09	4,061	710	4,771	27·64	4,772
	Berhampore	Municipality	167	81	16	43	21	12·57	9	7	6·71	2·45	0·56	9·72	5,632	1,180	6,812	37·60	6,979
	Calingapatam	Local Fund	...	...	...	...	...	...	...	...	...	...	...	...	2,135	609	2,744	17·34	2,744
	Chicacole	Municipality	250	168	28	18	22	8·88	14	8	9·59	6·55	0·29	16·43	4,396	2,368	6,764	37·82	7,014
Ganjam ...	Ganjam	Local Fund	4	1	...	1	2	50·00	2	2	0·002	...	...	0·002	3,424	298	3,722	36·39	3,726
	Gopálpur	Do.	...	...	...	...	...	...	...	...	...	...	...	...	3,669	174	3,843	30·47	3,843
	Kimedi	Do.	189	90	42	20	23	12·16	10	6	8·84	3·41	1·07	13·32	4,410	2,512	6,922	47·99	7,111
	Sónapet	Do.	...	...	...	...	...	...	...	...	...	...	...	...	2,550	484	3,034	17·21	3,034
	Suradá	Do.	...	...	...	...	...	...	...	...	...	...	...	...	3,556	318	3,874	29·52	3,874
	Tekkali-Raghunáthapuram.	Do.	...	...	...	...	...	...	...	...	...	...	...	...	3,039	203	3,242	28·58	3,242
	Amaláparam	Do.	...	...	...	...	...	...	...	...	...	...	...	...	2,057	260	2,317	18·55	2,317
	Bhadráchalam	Government	...	...	...	...	...	...	...	...	...	...	...	...	1,690	194	1,884	17·44	1,884
	Chintalapudi	Local Fund	...	...	...	...	...	...	...	...	...	...	...	...	2,711	205	2,916	26·16	2,916
	Cocanada	Municipality	404	277	24	47	33	8·16	24	12	14·85	8·83	0·27	23·95	5,632	1,890	7,522	62·16	7,926
	Do. Seamen's Hospital.	Do.	29	25	...	...	1	3·45	6	...	0·68	...	...	0·68	...	...	...	...	29
	Dowlaishwáram	Local Fund	...	...	...	...	...	...	...	...	...	...	...	...	1,177	369	1,546	14·46	1,546
	Ellore	Municipality	175	119	25	...	18	10·28	12	12	6·45	3·90	...	10·35	5,318	1,046	6,364	58·49	6,539
	Narsápur	Local Fund	...	...	...	...	...	...	...	...	...	...	...	...	3,612	321	3,933	27·51	3,933
Godávari ...	Peddapuram	Do.	...	...	...	...	...	...	...	...	...	...	...	...	3,152	669	3,821	42·87	3,821
	Pithápuram	Do.	...	...	...	...	...	...	...	...	...	...	...	...	3,644	472	4,116	40·74	4,116
	Rajahmundry	Municipality	199	92	48	12	31	15·57	12	12	9·89	4·15	0·21	14·25	6,335	1,386	7,721	51·12	7,920
	Rámachendrapuram ...	Local Fund	...	...	...	...	...	...	...	...	...	...	...	...	3,329	966	4,295	37·25	4,295
	Sivacodu	Do.	...	...	...	...	...	...	...	...	...	...	...	...	1,520	348	1,868	17·29	1,868
	Tallapudi	Do.	...	...	...	...	...	...	...	...	...	...	...	...	1,819	28	1,847	5·13	1,847
	Tuni	Do.	...	...	...	...	...	...	...	...	...	...	...	...	1,315	1,248	2,563	20·15	2,563
	Tanuku	Do.	...	...	...	...	...	...	...	...	...	...	...	...	586	126	712	10·47	712
	Yelaswaram	Do.	...	...	...	...	...	...	...	...	...	...	...	...	1,230	274	1,504	15·96	1,504
	Bezváda	Do.	127	88	5	1	20	15·75	12	6	8·08	2·51	0·07	10·66	5,339	1,994	7,333	74·38	7,460
	Chillapalle	Do.	...	...	...	...	...	...	...	...	...	...	...	...	1,418	124	1,542	17·78	1,542
	Chirala	Do.	...	...	...	...	...	...	...	...	...	...	...	...	3,085	108	3,193	35·80	3,193
	Dáchepalle	Do.	...	...	...	...	...	...	...	...	...	...	...	...	3,613	149	3,762	36·99	3,762
	Gudiváda	Do.	...	...	...	...	...	...	...	...	...	...	...	...	3,737	312	4,049	31·20	4,049
	Guntúr	Municipality	298	116	80	43	30	10·06	7	5	12·89	10·83	2·15	25·92	7,217	1,098	8,315	52·51	8,613
	Jaggayapet	Local Fund	119	81	27	3	3	2·52	6	...	4·18	0·95	0·23	5·36	1,885	21	1,906	24·00	2,025
Kistna ...	Karempudi	Do.	...	...	...	...	...	...	...	...	...	...	...	...	2,626	...	2,626	30·43	2,626
	Masulipatam	Municipality	239	151	8	52	16	6·82	14	10	4·79	1·09	0·99	6·87	4,927	2,362	7,289	53·01	7,528
	Narsaraopet	Local Fund	...	...	...	...	...	...	...	...	...	...	...	...	2,790	216	3,006	28·14	3,006
	Nózvíd	Do.	...	...	...	...	...	...	...	...	...	...	...	...	1,262	323	1,585	5·03	1,585
	Répalle	Do.	...	...	...	...	...	...	...	...	...	...	...	...	2,516	12	2,528	6·98	2,528
	Sattenapalle	Do.	...	...	...	...	...	...	...	...	...	...	...	...	2,345	237	2,582	26·93	2,582
	Tiruvúr	Do.	...	...	...	...	...	...	...	...	...	...	...	...	1,484	264	1,748	4·77	1,748
	Tumercode	Do.	...	...	...	...	...	...	...	...	...	...	...	...	2,345	128	2,473	28·07	2,473
	Vinukonda	Do.	...	...	...	...	...	...	...	...	...	...	...	...	3,693	255	3,948	42·93	3,948
	Atmakúr	Do.	...	...	...	...	...	...	...	...	...	...	...	...	4,257	656	4,913	58·08	4,913
	Cumbum	Do.	204	167	4	7	18	8·80	12	6	5·77	3·93	...	9·75	5,982	2,515	8,497	81·27	8,701
	Koilkuntla	Do.	...	...	...	...	...	...	...	...	...	...	...	...	2,435	269	2,704	21·39	2,704
Kurnool ...	Kurnool	Municipality	223	135	49	8	23	10·31	22	12	7·82	2·77	0·28	10·87	8,614	735	9,349	66·69	9,572
	Márkápur	Local Fund	...	...	...	...	...	...	...	...	...	...	...	...	1,894	230	2,124	18·94	2,124
	Nandyál	Do.	73	37	16	4	12	16·44	6	4	3·73	1·14	...	4·87	8,739	216	8,955	55·72	9,028
	Pattikonda	Do.	...	...	...	...	...	...	...	...	...	...	...	...	1,905	124	2,029	25·26	2,029
	Sirvel	Do.	...	...	...	...	...	...	...	...	...	...	...	...	3,416	63	3,479	26·53	3,479

99

DISPENSARY STATISTICS—(*Continued*).

No. II.—*Statement showing the Number of In-door and Out-door Patients treated in the Dispensaries of the Madras Presidency during the year* 1883—(Continued).

1	2	3	In-door						4 Patients.						5 Out-door Patients.				6
			a.	b.	c.	d.	e.	f.	g.		h.				a.	b.	c.	d.	
Name of District.	Name of Dispensary.	Of what Class.	Total Treated during the Year.	Number Cured.	Number Relieved.	Discharged otherwise.	Died.	Ratio of Deaths per cent. of Total Treated.	Number of Beds available.		Daily Average Number.				Number Treated.			Average Daily Attendance.	Total Number of Patients Treated both In-door and Out-door.
									Males.	Females.	Men.	Women.	Children.	Total.	Attended personally.	Represented by Friends.	Total Treated.		
Madras	Black Town, North Side	Municipality	...	...	...	...	...	...	...	...	...	...	...	...	10,923	553	11,476	87·06	11,476
	Do. Medical Mission.	Mission	...	...	...	...	...	...	...	...	...	...	...	...	14,160	610	14,770	125·00	14,770
	Eye Infirmary	Government	606	392	93	99	...	...	30	34	20·69	10·74	0·84	32·27	3,745	...	3,745	76·64	4,351
	General Hospital	Do.	3,082	1,414	647	688	187	6·06	285	...	195·65	0·19	0·61	196·45	27,124	...	27,124	184·19	30,206
	Leper Hospital	Do.	327	...	110	...	39	11·92	111	40	125·34	39·98	4·04	169·36	12	2	14	0·51	341
	Lying-in Hospital and Female Dispensary at Egmore.	Do.	1,933	1,717	17	109	50	2·58	...	74	...	43·85	...	43·85	20,748	678	21,426	125·47	23,359
	Native Infirmary	Municipality	2,776	2,147	61	110	325	11·70	63	48	63·58	47·75	5·91	117·24	...	...	...	...	2,776
	Ramasawmy Lying-in Hospital.	Private	Statistics are included in Native Infirmary.																
	Triplicane	Municipality	864	605	149	19	54	6·25	30	20	22·84	10·42	5·56	38·82	13,380	1,316	14,696	71·85	15,560
	Women and Children Hospital, Madras.	Government	1,996	1,394	245	153	126	6·31	...	102	...	69·15	13·86	83·01	...	...	...	...	1,996
	Aruppukóta	Local Fund	...	...	...	...	...	...	...	...	...	...	...	...	4,929	395	5,324	29·91	5,324
	Battagundu	Do.	...	...	...	...	...	...	...	...	...	...	...	...	2,758	583	3,341	21·49	3,341
	Bodináyakanúr	Do.	...	...	...	...	...	...	...	...	...	...	...	...	3,843	696	4,539	27·44	4,539
	Devakóta	Do.	41	33	1	1	2	4·87	8	4	1·18	0·50	0·06	1·74	6,253	20	6,273	35·23	6,314
	Dindigul	Municipality	228	214	10	1	3	1·31	18	18	6·84	2·74	1·15	10·73	6,682	531	7,213	70·97	7,441
	Kamudy	Local Fund	...	...	...	...	...	...	...	...	...	...	...	...	4,252	491	4,743	22·07	4,743
	Kodaikánal	Do.	...	...	...	...	...	...	...	...	...	...	...	...	1,831	222	2,053	7·40	2,053
	Madura	Municipality	633	476	73	11	56	8·85	25	25	14·30	12·52	2·66	29·48	32,021	1,073	33,094	258·22	33,727
	Mána Madura	Local Fund	...	...	...	...	...	...	...	...	...	...	...	...	5,145	311	5,456	14·94	5,456
	Melúr	Do.	...	...	...	...	...	...	...	...	...	...	...	...	3,727	459	4,186	12·46	4,186
	Palni	Do.	81	69	4	3	3	3·70	2	2	2·16	1·72	...	3·88	5,240	547	5,787	28·11	5,868
	Pámban	Do.	111	85	11	3	12	10·81	8	4	2·51	1·88	0·25	4·64	4,978	318	5,296	50·55	5,407
Madura	Paramakudi	Do.	47	16	17	2	9	19·14	3	3	1·04	0·27	0·03	1·34	9,742	710	10,452	61·17	10,499
	Periyakulam	Do.	59	29	21	2	5	8·47	3	2	2·23	0·91	...	3·14	6,396	898	7,294	54·25	7,353
	Rajaisungamangalam	Do.	...	...	...	...	...	...	...	...	...	...	...	...	2,469	1,956	4,425	32·30	4,425
	Rámesvaram	Do.	18	10	4	...	4	22·22	6	6	0·47	0·23	...	0·70	2,114	811	2,925	25·08	2,943
	Ramnad	Do.	412	370	12	7	15	3·64	16	12	11·02	2·95	1·02	14·99	13,998	1,336	15,334	112·11	15,746
	Sivaganga	Do.	111	82	17	5	4	3·60	3	2	2·64	1·42	...	4·06	6,935	315	7,250	44·49	7,361
	Tirupatore	Do.	...	...	...	...	...	...	...	...	...	...	...	...	5,497	158	5,655	27·18	5,655
	Tirushuli	Do.	94	57	24	7	6	6·38	3	3	2·73	0·63	0·12	3·48	5,707	20	5,727	37·67	5,821
	Tiramangalam	Do.	...	...	...	...	...	...	...	...	...	...	...	...	3,670	320	3,990	15·86	3,990
	Tirupuvanam	Do.	...	...	...	...	...	...	...	...	...	...	...	...	5,753	583	6,336	25·92	6,336
	Usilampurty	Do.	30	25	4	1	...	...	1	1	0·99	0·50	0·26	1·75	3,939	13	3,952	29·05	3,982
	Uttamapolliem	Do.	122	90	18	...	14	11·47	1	1	0·27	0·17	0·03	0·47	6,255	2,218	8,473	24·65	8,595
	Vedasandore	Do.	...	...	...	...	...	...	...	...	...	...	...	...	3,203	224	3,427	17·17	3,427
	Badagara	Do.	...	...	...	...	...	...	...	...	...	...	...	...	3,978	273	4,251	14·64	4,251
	Calicut	Municipality	760	622	64	...	52	6·84	28	16	26·53	9·11	0·46	36·10	17,872	1,502	19,374	107·74	20,134
	Cannanore	Do.	308	212	39	24	18	5·84	9	6	11·81	4·15	1·55	17·51	3,863	...	3,863	37·18	4,171
	Cochin	Do.	797	612	30	7	148	18·57	25	14	15·94	4·66	1·43	22·03	14,446	30	14,476	67·73	15,273
	Manantoddy	Local Fund	311	235	12	29	35	11·25	27	6	7·14	0·84	0·19	8·17	2,001	61	2,062	6·23	2,373
Malabar	Manjeri	Do.	364	265	39	19	23	6·32	38	12	19·70	2·64	0·85	23·19	2,354	10,604	12,958	58·07	13,322
	Pálghat	Municipality	178	96	13	24	34	19·10	8	8	7·62	4·88	0·26	12·76	6,514	2,895	9,409	42·41	9,587
	Palliport Lazaretto	Government	45	...	1	7	3	6·66	24	24	24·26	9·32	0·20	33·78	...	...	...	...	45
	Ponáni	Local Fund	185	117	31	9	21	11·12	8	4	5·59	0·43	0·02	6·04	3,930	1,178	5,108	36·99	5,293
	Tellicherry	Municipality	339	262	22	20	35	10·32	25	6	14·60	8·20	2·10	24·90	9,150	929	10,079	93·80	10,418
	Vayitri	Local Fund	214	141	14	3	47	21·96	12	8	5·34	1·15	0·04	6·83	2,717	1,049	3,766	11·30	3,980
	Addanki	Do.	...	...	...	...	...	...	...	...	...	...	...	...	433	49	482	4·81	482
	Atmakúr	Do.	...	...	...	...	...	...	...	...	...	...	...	...	1,471	285	1,756	9·07	1,756
	Gúddúr	Do.	...	...	...	...	...	...	...	...	...	...	...	...	2,352	292	2,644	25·06	2,644
	Kandukúr	Do.	...	...	...	...	...	...	...	...	...	...	...	...	2,063	253	2,316	9·90	2,316
	Kanigiri	Do.	Information not furnished.																
	Kavali	Do.	...	...	...	...	...	...	...	...	...	...	...	...	984	149	1,133	14·24	1,133
Nellore	Nellore	Municipality	671	313	20	18	41	6·11	32	15	13·33	9·39	0·46	23·18	5,030	2,101	7,131	33·90	7,802
	Do. Branch	Do.	...	...	...	...	...	...	...	...	...	...	...	...	9,737	1,958	11,695	52·60	11,695
	Ongole	Local Fund	118	77	10	15	12	10·17	8	8	7·33	2·49	1·13	10·95	1,949	79	2,028	31·44	2,146
	Podili	Do.	Information not furnished.																
	Rápúr	Do.	...	...	...	...	...	...	...	...	...	...	...	...	1,156	344	1,500	16·35	1,500
	Sungam	P.W.D.	71	51	8	8	3	4·22	18	6	0·17	0·01	0·00	0·18	1,539	139	1,678	4·59	1,749
	Venkatagiri Town	Local Fund	...	...	...	...	...	...	...	...	...	...	...	...	1,665	518	2,183	10·98	2,183
	Udayagiri	Do.	...	...	...	...	...	...	...	...	...	...	...	...	1,145	492	1,637	4·80	1,637

100

DISPENSARY STATISTICS—(*Continued*).

No. II.—*Statement showing the Number of In-door and Out-door Patients treated in the Dispensaries of the Madras Presidency during the year* 1883—(Continued).

1	2	3	In-door Patients.						4						5				6
									g.		h.				Out-door Patients.				
			a.	b.	c.	d.	e.	f.	Number of Beds available.		Daily Average Number.				a.	b.	c.	d.	
Name of District.	Name of Dispensary.	Of what Class.	Total Treated during the Year.	Number Cured.	Number Relieved.	Discharged otherwise.	Died.	Ratio of Deaths per Cent. of Total Treated.	Males.	Females.	Men.	Women.	Children.	Total.	Number Treated. Attended personally.	Represented by Friends.	Total Treated.	Average Daily Attendance.	Total Number of Patients Treated both In-door and Out-door.
Nilgiri	Coonoor	Government	199	168	2	2	27	13·56	16	4	5·78	4·39	0·24	10·41	3,178	675	3,853	33·36	4,052
	Devála	Private	393	362	5	...	26	6·61	16	6	9·13	1·23	0·35	10·71	1,792	683	2,475	36·91	2,868
	Gúdalúr	Local Fund	264	211	26	5	22	8·33	18	5	6·19	1·21	0·25	7·65	1,495	679	2,174	8·36	2,438
	Kótagiri	Government	6	2	3	1	...	...	2	...	0·18	0·03	0·06	0·27	2,276	142	2,418	18·22	2,424
	Ootacamund	Do.	640	530	58	20	32	5·00	36	21	12·06	3·87	1·47	17·40	9,054	763	9,817	35·94	10,457
Salem	Atúr	Local Fund	103	99	...	2	2	1·94	4	5	3·39	0·86	0·05	4·30	5,827	238	6,065	54·23	6,168
	Dharmapuri	Do.	96	85	3	2	6	6·25	4	4	2·23	1·34	0·33	3·90	4,075	724	4,799	35·40	4,895
	Karúr	Do.	54	51	1	...	1	1·85	4	2	1·93	0·61	0·02	2·56	3,996	64	4,060	55·44	4,114
	Hosúr	Do.	80	65	...	11	4	5·00	4	4	2·10	2·40	...	4·50	4,067	2,064	6,131	37·50	6,211
	Krishnagiri	Do.	85	72	6	1	2	2·35	3	4	2·30	1·40	...	3·70	4,166	1,163	5,329	50·00	5,414
	Námakal	Do.	49	40	2	2	2	4·08	5	5	2·85	1·46	...	4·31	3,718	949	4,667	44·04	4,716
	Salem	Municipality	328	252	12	...	54	16·46	12	11	6·96	5·35	0·41	12·72	12,835	2,780	15,615	91·74	15,943
	Sankaridrug	Local Fund	85	46	32	...	4	4·70	6	6	3·03	1·57	0·34	4·94	4,163	443	4,606	31·41	4,691
	Tirupatúr	Do.	137	54	59	9	11	8·03	5	4	2·18	3·58	0·28	6·04	4,314	289	4,603	29·06	4,740
	Úttankarai	Do.	...	...	...	...	...	...	...	...	...	...	...	...	1,765	260	2,025	20·06	2,025
	Vániyambádi	Do.	...	...	...	...	...	...	...	...	...	...	...	...	3,914	942	4,856	39·91	4,856
	Yercaud	Do.	137	96	5	17	16	11·67	4	3	2·22	1·24	0·39	3·85	3,821	985	4,806	26·66	4,943
Tanjore	Ammápet	Do.	...	...	...	...	...	...	...	...	...	...	...	...	5,056	344	5,400	31·50	5,400
	Arantángi	Do.	...	...	...	...	...	...	...	...	...	...	...	...	7,632	714	8,346	39·77	8,346
	Avadiarkoil	Do.	...	...	...	...	...	...	...	...	...	...	...	...	3,840	88	3,928	25·54	3,928
	Ayyampet	Do.	...	...	...	...	...	...	...	...	...	...	...	...	5,958	353	6,311	30·93	6,311
	Kuttanallur	Do.	...	...	...	...	...	...	...	...	...	...	...	...	3,507	873	4,380	25·58	4,380
	Kodavassal	Do.	...	...	...	...	...	...	...	...	...	...	...	...	5,578	854	6,432	37·93	6,432
	Korathatangudi and Mananbuchavadi.	Municipality	...	...	...	...	...	...	...	...	...	...	...	...	17,577	1,654	19,231	79·80	19,231
	Kumbakónam	Do.	510	390	38	26	29	5·68	24	18	27·83	7·95	1·99	37·77	6,998	638	7,636	87·53	8,146
	Do. Branch	Do.	...	...	...	...	...	...	...	...	...	...	...	...	10,048	169	10,217	97·83	10,217
	Mudukur	Local Fund	...	...	...	...	...	...	...	...	...	...	...	...	5,247	564	5,811	22·26	5,811
	Manamalgudi	Do.	127	127	...	...	4	3·14	5	5	4·77	1·50	0·26	6·53	1,915	375	2,290	12·11	2,417
	Mannárgudi	Municipality	318	163	83	60	12	3·77	16	20	9·61	8·96	1·61	20·18	8,784	3,888	12,672	47·03	12,990
	Do. Branch	Do.	...	...	...	...	...	...	...	...	...	...	...	...	981	111	1,092	6·37	1,092
	Máyavaram	Do.	134	38	26	57	8	5·97	4	4	3·73	1·53	0·23	5·49	5,206	870	6,076	33·72	6,210
	Mutupet	Local Fund	...	...	...	...	...	...	...	...	...	...	...	...	4,566	533	5,099	39·24	5,099
	Nagore	Municipality	...	...	...	...	...	...	...	...	...	...	...	...	5,926	1,068	6,994	35·01	6,994
	Nannilam	Local Fund	...	...	...	...	...	...	...	...	...	...	...	...	4,140	768	4,908	28·05	4,908
	Negapatam	Municipality	308	194	67	4	29	9·41	20	12	7·19	6·51	0·28	13·98	12,952	936	13,888	89·98	14,196
	Nidámangalam	Local Fund	193	157	16	18	2	1·03	4	2	6·84	2·26	0·01	9·11	4,845	532	5,377	34·12	5,570
	Nuppasel	Do.	129	99	14	7	5	3·87	3	3	2·46	1·43	0·25	4·14	2,262	37	2,299	13·85	2,428
	Orthanad Chattram	Do.	228	155	26	43	4	1·81	6	6	5·45	2·74	0·88	9·07	7,980	520	8,500	46·01	8,728
	Pápanásam	Do.	...	...	...	...	...	...	...	...	...	...	...	...	6,006	403	6,409	40·42	6,409
	Patukóta	Do.	21	12	4	5	...	...	4	4	4·02	2·22	1·00	7·24	4,588	627	5,215	28·23	5,236
	Rajamadam	Do.	103	57	24	12	4	3·88	4	4	2·53	0·95	0·28	3·76	4,160	456	4,616	22·43	4,719
	Shiyáli	Do.	99	63	9	15	3	3·03	6	2	3·26	1·51	0·40	5·17	5,798	602	6,400	42·16	6,499
	Tanjore	Private	834	638	66	24	50	5·99	60	60	29·57	23·45	2·47	55·49	12,883	2,510	15,393	78·76	16,227
	Tirucottapalli	Local Fund	...	...	...	...	...	...	...	...	...	...	...	...	8,564	702	9,266	56·88	9,266
	Tiruturaipúndi	Do.	164	114	25	23	2	1·22	8	4	5·88	0·93	0·53	7·34	7,224	727	7,951	37·80	8,115
	Tiruvadamarudúr	Do.	...	...	...	...	...	...	...	...	...	...	...	...	5,687	406	6,093	39·20	6,093
	Tiruvádi	Do.	...	...	...	...	...	...	...	...	...	...	...	...	6,311	465	6,776	37·27	6,776
	Tiruváltúr	Do.	...	...	...	...	...	...	...	...	...	...	...	...	9,550	543	10,093	54·69	10,093
	Tranquebar	Do.	199	128	37	28	6	3·01	20	9	8·74	6·54	1·08	16·36	4,931	651	5,582	40·61	5,781
	Do. Branch	Do.	...	...	...	...	...	...	...	...	...	...	...	...	4,462	672	5,134	32·39	5,134
	Vadarniam	Do.	...	...	...	...	...	...	...	...	...	...	...	...	3,284	877	4,161	28·29	4,161
	Valanguima	Do.	...	...	...	...	...	...	...	...	...	...	...	...	4,679	681	5,360	34·59	5,360
	Velangulam	Do.	122	73	27	11	4	3·27	4	2	2·68	1·49	0·15	4·32	1,779	157	1,936	11·24	2,058
	Vellam	Do.	...	...	...	...	...	...	...	...	...	...	...	...	6,877	593	7,470	20·37	7,470
Tinnevelly	Ambásamudram	Do.	...	...	...	...	...	...	...	...	...	...	...	...	9,615	234	9,849	80·67	9,849
	Edyenkudi	Do.	27	21	...	6	...	...	12	8	0·77	0·42	0·02	1·21	5,941	1,155	7,096	47·69	7,123
	Megnánapuram	Do.	27	22	2	2	1	3·70	2	2	1·00	...	...	1·00	3,960	73	4,033	31·00	4,060
	Nágalápuram	Mission	51	42	3	6	...	...	1	1	0·07	0·02	0·03	0·12	1,752	1,003	2,755	7·53	2,806
	Nánguméri	Local Fund	42	21	10	5	6	14·28	3	3	1·38	0·23	...	1·61	3,733	509	4,242	30·07	4,284
	Nazareth	Mission	77	53	10	10	4	5·19	10	10	2·40	0·60	1·10	4·10	7,714	354	8,068	00·80	8,145
	Otapidáram	Local Fund	...	...	...	...	...	...	...	...	...	...	...	...	4,558	343	4,901	36·95	4,901
	Palamcottah	Municipality	262	174	20	31	28	10·68	20	13	7·74	4·93	0·61	13·28	4,809	1,274	6,083	40·84	6,345
	Rádhápuram	Local Fund	...	...	...	...	...	...	...	...	...	...	...	...	1,540	804	2,344	27·50	2,344
	Sankaranainárkoil	Do.	...	...	...	...	...	...	...	...	...	...	...	...	5,713	24	5,737	50·16	5,737
	Sátúr	Do.	...	...	...	...	...	...	...	...	...	...	...	...	1,385	37	1,422	10·50	1,422

No. II.—*Statement showing the Number of In-door and Out-door Patients treated in the Dispensaries of the Madras Presidency during the year* 1883—(Continued).

STATISTICS—(*Continued*).

1	2	3	In-door						4						5				6
									Patients.						Out-door Patients.				
			a.	b.	c.	d.	e.	f.	g.		h.				a.	b.	c.	d.	
Name of District.	Name of Dispensary.	Of what Class.	Total Treated during the Year.	Number Cured.	Number Relieved.	Discharged otherwise.	Died.	Ratio of Deaths per Cent. of Total Treated.	Number of Beds available.		Daily Average Number.				Number Treated.			Average Daily Attendance.	Total Number of Patients Treated both In-door and Out-door.
									Males.	Females.	Men.	Women.	Children.	Total.	Attended personally.	Represented by Friends.	Total Treated.		
Tinnevelly—(*Continued*).	Sawyerpuram	Mission	27	23	3	...	1	3·70	1	1	1·20	0·50	...	1·70	4,279	536	4,815	53·30	4,842
	Sivakási	Local Fund	...	...	...	...	...	...	...	...	...	...	...	...	3,459	150	3,609	47·00	3,609
	Srívilliputur	Do.	50	50	...	...	...	...	3	3	2·34	0·11	...	2·45	12,293	39	12,332	54·77	12,382
	Srivaikuntham	Do.	...	...	...	...	...	...	...	...	...	...	...	...	7,699	395	8,094	50·00	8,094
	Tenkási	Do.	10	6	...	3	1	0·1	...	...	0·16	0·32	...	0·48	7,286	1,177	8,463	69·80	8,473
	Terukarangudy	Do.	...	...	...	...	...	...	...	...	...	...	...	...	3,697	332	4,029	30·20	4,029
	Tinnevelly	Municipality	159	88	22	9	22	14·66	7	5	3·63	1·99	0·02	5·69	6,935	916	7,851	68·07	8,001
	Tuticorin	Do.	221	139	36	21	15	6·79	21	14	9·83	5·24	0·26	15·38	6,331	166	6,497	128·66	6,718
	Virudupati	Local Fund	130	79	30	14	3	2·30	6	6	2·60	1·09	0·09	3·78	4,632	1,510	6,142	53·22	6,272
Trichinopóly	Ariyalúr	Do.	...	...	...	...	...	...	...	...	...	...	...	...	4,480	386	4,866	34·10	4,866
	Erungalore	Mission	...	...	...	...	...	...	...	...	...	...	...	...	3,348	1,510	4,858	33·00	4,858
	Musiri	Local Fund	...	...	...	...	...	...	...	...	...	...	...	...	6,125	249	6,374	112·54	6,374
	Srírangam	Municipality	232	161	33	17	16	6·89	14	12	6·13	3·13	0·20	9·46	12,970	909	13,879	73·44	14,111
	Trichinopoly	Do.	1,828	617	282	177	91	4·97	44	24	35·68	17·54	2·35	55·57	35,874	3,439	39,313	210·07	41,141
	Anakápalle	Do.	89	77	1	4	3	3·37	8	...	4·49	0·17	...	4·66	5,927	816	6,743	45·80	6,832
	Bimlipatam	Do.	239	89	15	5	13	5·44	16	6	5·75	3·74	0·44	9·93	4,645	620	5,265	66·92	5,504
	Bobbili	Local Fund	36	16	11	8	1	2·77	3	3	1·10	0·47	...	1·57	5,371	1,618	6,989	36·94	7,025
	Chipurupalle	Do.	11	8	...	...	...	...	8	...	0·95	...	...	0·95	2,907	1,162	4,069	26·88	4,080
	Chódavaram	Do.	28	24	3	...	...	...	4	2	1·14	0·03	...	1·17	5,850	337	6,187	24·26	6,215
	Gajapatinagar	Do.	...	...	...	...	...	...	...	...	...	...	...	...	3,818	375	4,193	27·28	4,193
	Gunipore	Government	...	...	...	...	...	...	...	...	...	...	...	...	1,357	235	1,592	14·42	1,592
Vizagapatam	Itikavalsa	Do.	14	11	...	3	...	...	...	...	0·87	0·16	...	1·03	3,181	...	3,181	9·31	3,195
	Narsapatnam	Local Fund	134	121	2	5	3	2·24	15	6	5·89	0·81	0·02	6·72	3,549	584	4,133	27·68	4,267
	Pálkonda	Do.	75	58	7	2	8	10·66	4	4	1·59	1·07	...	2·66	5,043	2,942	7,985	39·44	8,060
	Párvatipur	Do.	4	1	...	...	2	50·00	6	...	0·16	...	...	0·16	4,133	780	4,913	21·92	4,917
	Sálúr	Do.	9	7	2	...	...	...	4	...	0·38	...	...	0·38	4,057	1,653	5,710	30·37	5,719
	Srungavarapukota	Do.	47	44	1	...	...	...	5	5	1·67	0·02	...	1·69	2,917	813	3,730	30·96	3,777
	Vizagapatam	Municipality	326	187	44	38	28	8·58	20	10	15·02	7·38	1·42	23·82	6,685	1,831	8,516	70·97	8,842
	Waltair	Do.						Statistics are included in the return of Vizagapatam.											
	Yellamanchili	Local Fund	177	155	...	21	1	0·56	6	3	5·30	3·84	0·10	9·24	4,354	763	5,117	26·15	5,294
		Grand Total ...	38,447	25,664	4,279	3,215	2,903	7·55	2,037	1,339	1,263·34	637·04	95·47	1,995·85	1,462,204	196,158	1,658,362	11,374·71	1,696,809

102

DISPENSARY STATISTICS—(*Continued*).

No. III.—*Statement showing the Diseases of the In-door and Out-door Patients treated in the Dispensaries of the Madras Presidency during the year* 1883.

1	2		3																					
			General Diseases.																					
			Order A. Febrile or Zymotic Diseases.								Order B. Constitutional Diseases.													
Number.	District and Dispensary.		Small-pox.		Malarious Fevers, Ague, and Remittent.		Cholera.		Other Diseases of this Order.		Rheumatic Affections.		Syphilitic Affections.		Scrofula.		Anæmia.		Leprosy.		Phthisis.		Dropsy.		Other Diseases of this Order.	
			Treated.	Died.	Treated.	Died.	Treated.	Died.	Treated.	Died.	Treated.	Died.	Treated.	Died.	Treated.	Died.	Treated.	Died.	Treated.	Died.	Treated.	Died.	Treated.	Died.	Treated.	Died.
	ANANTAPUR.																									
1	Anantapur	In-patients	...	...	4	...	...	...	...	...	...	...	5	1	...	...	...	...	...	...	...	...	...	...	...	...
		Out do.	...	...	436	1	...	...	11	...	223	...	81	...	1	...	2	...	1	...	1	...	5	1	8	...
		In do.	...	...	6	...	1	...	...	...	5	...	2	...	...	...	...	...	...	...	...	...	3	...	...	...
2	Gooty	Out do.	...	...	400	...	...	...	7	...	35	...	30	...	...	...	3	...	...	...	3	...	5	...	...	...
		In do.	...	...	5	...	...	...	...	...	12	...	6	...	1	...	2	...	...	...	1	...	2	1	2	...
3	Kalayándrúg	Out do.	2	...	255	1	...	...	23	...	103	...	61	...	6	...	14	...	1	...	4	1	2	...	11	...
		In do.	...	...	7	...	13	4	...	...	7	...	2	...	...	...	1	1	...	...	1	...	...	...	...	...
4	Pennkonda	Out do.	1	...	437	...	...	...	22	...	148	...	17	...	9	...	1	...	4	...	3	...	8	...	8	...
		In do.	...	...	4	...	...	...	...	...	6	...	9	...	3	...	1	...	...	...	1	1	4	2	...	...
5	Tadpatri	Out do.	...	...	940	1	...	...	28	...	571	...	97	...	19	...	68	...	4	...	4	...	7	...	...	...
		In do.	...	...	...	...	...	...	...	...	...	...	...	...	...	...	...	...	...	...	...	...	...	...	...	...
6	Uravakonda	Out do.	...	...	65	1	...	...	1	...	30	...	18	...	1	...	7	...	1	...	2	...	...	...	5	...
	ARCOT, NORTH.																									
7	Árni	In-patients	...	...	...	...	...	...	...	...	...	...	...	...	...	...	...	...	...	...	...	...	...	...	...	...
		Out do.	...	...	350	...	12	3	45	...	426	...	155	...	16	...	27	...	170	...	6	...	18	...	141	...
8	Chittoor	In do.	1	...	53	...	31	12	...	...	20	...	22	...	...	...	...	...	1	...	3	...	...	...	8	...
		Out do.	...	...	2,264	...	272	91	1	...	514	...	83	...	16	...	9	...	5	...	5	...	21	...	24	...
9	Gudiyáttam	In do.	...	...	...	...	...	...	...	...	...	...	...	...	...	...	...	...	...	...	...	...	...	...	...	...
		Out do.	...	...	51	...	208	76	...	...	64	...	11	...	6	...	4	...	4	...	...	...	8	...	2	...
10	Kálahasti	In do.	...	...	...	...	...	...	...	...	...	...	...	...	...	...	...	...	...	...	...	...	...	...	...	...
		Out do.	...	...	16	...	16	6	...	...	42	...	62	...	...	...	1	...	...	...	...	...	4	...	...	...
11	Palmanér	In do.	...	...	9	1	...	...	...	...	7	...	43	1	5	...	...	...	1	...	...	...	7	1	2	...
		Out do.	...	...	578	1	...	...	...	...	182	...	117	...	7	...	...	...	4	...	6	...	19	...	4	...
12	Pólúr	In do.	...	...	...	...	...	...	...	...	...	...	...	...	...	...	...	...	...	...	...	...	...	...	...	...
		Out do.	...	...	150	...	6	2	...	...	229	...	17	...	16	...	3	...	7	...	2	...	5	...	...	...
13	Ranipet	In do.	...	...	34	...	6	4	3	...	42	...	23	...	3	...	...	...	...	...	4	1	15	...	1	...
		Out do.	...	...	289	...	51	21	336	...	566	...	131	...	41	...	33	...	14	...	9	...	28	1	76	...
14	Tirupati	In do.	...	...	...	...	...	...	...	...	...	...	...	...	...	...	...	...	...	...	...	...	...	...	...	...
		Out do.	...	...	842	...	46	23	9	...	330	...	177	...	8	...	50	...	4	...	12	...	28	...	11	...
15	Vellore	In do.	...	...	19	...	22	10	1	...	23	...	31	...	...	...	4	1	3	1	5	3	19	10	10	1
		Out do.	2	...	1,528	...	505	200	88	...	1,225	...	113	...	30	...	20	...	18	...	3	...	12	...	45	...
16	Venkatagirikóta	In do.	...	...	...	...	...	...	...	...	...	...	...	...	...	...	...	...	...	...	...	...	...	...	...	...
		Out do.	...	...	632	1	...	...	1	...	141	...	33	...	1	...	2	...	...	...	1	...	9	...	5	...
17	Wálajápet	In do.	...	...	...	...	...	...	...	...	...	...	...	...	...	...	...	...	...	...	...	...	...	...	...	...
		Out do.	...	...	352	...	27	8	20	...	278	...	44	...	24	...	34	...	3	...	4	...	16	...	369	...
18	Wandiwash	In do.	...	...	...	...	...	...	...	...	...	...	...	...	...	...	...	...	...	...	...	...	...	...	...	...
		Out do.	...	...	51	...	...	...	33	...	12	...	8	...	...	...	...	...	11	...	...	...	5	...	138	...
	ARCOT, SOUTH.																									
19	Chidambaram	In-patients	...	...	1	...	...	...	...	...	12	...	4	...	...	...	2	...	...	...	...	...	6	4	2	...
		Out do.	...	...	265	...	82	28	...	...	566	...	50	...	24	...	49	...	15	...	1	...	20	...	3	...
20	Cuddalore	In do.	6	...	1	...	16	10	1	...	17	...	13	...	...	...	6	1	...	...	3	2	10	2	2	1
		Out do.	1	...	581	1	79	37	55	...	360	...	67	...	17	...	39	...	39	...	11	3	24	1	64	...
21	Do. Old Town	In do.	...	...	2	...	8	4	1	...	8	...	11	...	1	...	3	1	...	...	2	...	2	...	1	1
		Out do.	...	...	121	2	68	31	210	1	418	...	53	...	3	...	17	1	1	...	1	...	10	...	10	...
22	Kallakurchi	In do.	...	...	5	...	...	...	5	...	4	...	16	...	...	...	1	...	...	...	...	...	...	...	2	...
		Out do.	1	...	134	...	7	3	260	...	144	...	36	...	6	...	13	...	13	...	...	...	7	...	88	...
23	Panruti	In do.	...	...	...	...	...	...	...	...	...	...	...	...	...	...	...	...	...	...	...	...	...	...	...	...
		Out do.	...	...	43	...	48	21	55	...	295	...	55	...	8	...	46	...	...	...	1	...	10	...	...	...
24	Tindivanam	In do.	...	...	5	...	22	18	...	...	2	...	17	...	...	...	1	...	...	...	2	...	1	...	...	...
		Out do.	1	...	268	...	6	1	10	...	321	...	81	...	7	...	7	...	21	...	...	...	1	...	3	...
25	Tirukoilúr	In do.	...	...	2	...	5	4	...	...	1	...	9	...	...	...	...	...	...	...	1	...	1	...	...	...
		Out do.	...	...	240	1	116	37	3	...	262	...	28	...	4	...	11	...	5	...	3	...	6	...	1	...
26	Tiruvannámalai	In do.	...	...	...	...	22	12	...	...	1	...	4	...	...	...	1	...	...	...	...	...	2	...	2	...
		Out do.	...	...	162	...	133	63	13	...	73	...	14	...	7	...	6	...	1	...	...	...	14	1	17	...
27	Villupuram	In do.	...	...	1	...	1	1	...	...	...	...	13	...	...	...	6	...	...	...	...	...	1	...	...	...
		Out do.	...	...	164	1	4	1	7	1	241	...	17	...	2	...	30	...	...	...	2	...	7	...	1	...
28	Vriddháchalam	In do.	...	...	1	...	2	1	...	...	4	...	4	...	2	1	5	...	2	...	2	...	1	...	1	...
		Out do.	...	...	417	...	86	14	79	1	199	...	32	...	12	...	16	...	25	...	10	...	5	...	24	...

(*Continued across on next page and downwards on page* 144.)

102

DISPENSARY STATISTICS—(*Continued*).

No. III.—*Statement showing the Diseases of the In-door and Out-door Patients treated in the Dispensaries of the Madras Presidency during the year* 1883.

1	2		3																							
			General Diseases.																							
			Order A. Febrile or Zymotic Diseases.								Order B. Constitutional Diseases.															
Number.	District and Dispensary.		Small-pox.		Malarious Fevers, Ague, and Remittent.		Cholera.		Other Diseases of this Order.		Rheumatic Affections.		Syphilitic Affections.		Scrofula.		Anæmia.		Leprosy.		Phthisis.		Dropsy.		Other Diseases of this Order.	
			Treated.	Died.	Treated.	Died.	Treated.	Died.	Treated.	Died.	Treated.	Died.	Treated.	Died.	Treated.	Died.	Treated.	Died.	Treated.	Died.	Treated.	Died.	Treated.	Died.	Treated.	Died.
	ANANTAPUR.																									
1	Anantapur	In-patients	...	...	4	...	...	...	...	...	...	...	5	1	...	...	...	...	...	...	...	...	...	...	...	...
		Out do.	...	...	436	1	...	...	11	...	223	...	81	...	1	...	2	...	1	...	1	...	5	1	8	...
2	Gooty	In do.	...	...	6	...	1	...	...	...	5	...	2	...	...	...	...	...	...	...	...	...	3	...	...	...
		Out do.	...	...	400	...	...	...	7	...	35	...	30	...	...	...	3	...	...	...	3	...	5	...	...	...
3	Kalayándrúg	In do.	...	...	5	...	...	...	...	...	12	...	6	...	1	...	2	...	...	...	1	...	2	1	2	...
		Out do.	2	...	255	1	...	...	23	...	103	...	61	...	6	...	14	...	1	...	4	1	2	...	11	...
4	Penukonda	In do.	...	...	7	...	13	4	...	...	7	...	2	...	...	...	1	1	...	...	1	...	...	...	...	...
		Out do.	1	...	437	...	...	...	22	...	148	...	17	...	9	...	1	...	4	...	3	...	8	...	8	...
5	Tadpatri	In do.	...	...	4	...	...	...	...	...	6	...	9	...	3	...	1	...	...	...	1	1	4	2	...	...
		Out do.	...	...	940	1	...	...	28	...	571	...	97	...	19	...	68	...	4	...	4	...	7	...	...	...
6	Uravakonda	In do.	...	...	...	...	...	...	...	...	...	...	...	...	...	...	...	...	...	...	...	...	...	...	...	...
		Out do.	...	...	65	1	...	...	1	...	30	...	18	...	1	...	7	...	1	...	2	...	...	...	5	...
	ARCOT, NORTH.																									
7	Árni	In-patients	...	...	...	...	...	...	...	...	...	...	...	...	...	...	...	...	...	...	...	...	...	...	...	...
		Out do.	...	...	350	...	12	3	45	...	426	...	155	...	16	...	27	...	170	...	6	...	18	...	141	...
8	Chittoor	In do.	1	...	53	...	31	12	...	...	20	...	22	...	...	...	...	...	1	...	3	...	...	...	8	...
		Out do.	...	...	2,264	...	272	91	1	...	514	...	83	...	16	...	9	...	5	...	5	...	21	...	24	...
9	Gudiyáttam	In do.	...	...	...	...	...	...	...	...	...	...	...	...	...	...	...	...	...	...	...	...	...	...	...	...
		Out do.	...	...	51	...	208	76	...	...	64	...	11	...	6	...	4	...	4	...	...	...	8	...	2	...
10	Kálahasti	In do.	...	...	...	...	...	...	...	...	...	...	...	...	...	...	...	...	...	...	...	...	...	...	...	...
		Out do.	...	...	16	...	16	6	...	...	42	...	62	...	...	...	1	...	...	...	...	...	4	...	...	...
11	Palmanér	In do.	...	...	9	1	...	...	...	...	7	...	43	1	5	...	...	...	1	...	...	...	7	1	2	...
		Out do.	...	...	578	1	...	...	...	...	182	...	117	...	7	...	...	...	4	...	6	...	19	...	4	...
12	Pólár	In do.	...	...	...	...	...	...	...	...	...	...	...	...	...	...	...	...	...	...	...	...	...	...	...	...
		Out do.	...	...	150	...	6	2	...	...	229	...	17	...	16	...	3	...	7	...	2	...	5	...	...	...
13	Ranipet	In do.	...	...	34	...	6	4	3	...	42	...	23	...	3	...	...	...	...	...	4	1	15	...	1	...
		Out do.	...	...	289	...	51	21	336	...	566	...	131	...	41	...	33	...	14	...	9	...	28	1	76	...
14	Tirupati	In do.	...	...	...	...	...	...	...	...	...	...	...	...	...	...	...	...	...	...	...	...	...	...	...	...
		Out do.	...	...	842	...	46	23	9	...	330	...	177	...	8	...	50	...	4	...	12	...	28	...	11	...
15	Vellore	In do.	...	...	19	...	22	10	1	...	23	...	31	...	...	...	4	1	3	1	5	3	19	10	10	1
		Out do.	2	...	1,528	...	505	200	88	...	1,225	...	113	...	30	...	20	...	18	...	3	...	12	...	45	...
16	Venkatagirikóta	In do.	...	...	...	...	...	...	...	...	...	...	...	...	...	...	...	...	...	...	...	...	...	...	...	...
		Out do.	...	...	632	1	...	...	1	...	141	...	33	...	1	...	2	...	...	...	1	...	9	...	5	...
17	Wálajápet	In do.	...	...	...	...	...	...	...	...	...	...	...	...	...	...	...	...	...	...	...	...	...	...	...	...
		Out do.	...	...	352	...	27	8	20	...	278	...	44	...	24	...	34	...	3	...	4	...	16	...	369	...
18	Wandiwash	In do.	...	...	...	...	...	...	...	...	...	...	...	...	...	...	...	...	...	...	...	...	...	...	...	...
		Out do.	...	...	51	...	...	...	33	...	12	...	8	...	...	...	...	...	11	...	...	...	5	...	138	...
	ARCOT, SOUTH.																									
19	Chidambaram	In-patients	...	...	1	...	...	...	...	...	12	...	4	...	...	...	2	...	...	...	...	...	6	4	2	...
		Out do.	...	...	265	...	82	28	...	...	566	...	50	...	24	...	49	...	15	...	1	...	20	...	3	...
20	Cuddalore	In do.	6	...	1	...	16	10	1	...	17	...	13	...	...	...	6	1	...	...	3	2	10	2	2	1
		Out do.	1	...	581	1	79	37	55	...	360	...	67	...	17	...	39	...	39	...	11	3	24	1	64	...
21	Do. Old Town	In do.	...	...	2	...	8	4	1	...	8	...	11	...	1	...	3	1	...	...	2	...	2	...	1	1
		Out do.	...	...	121	2	68	31	210	1	418	...	53	...	3	...	17	1	1	...	1	...	10	...	10	...
22	Kallakurchi	In do.	...	...	5	...	...	...	5	...	4	...	16	...	...	...	1	...	...	...	...	...	...	...	2	...
		Out do.	1	...	134	...	7	3	260	...	144	...	36	...	6	...	13	...	13	...	...	...	7	...	83	...
23	Panruti	In do.	...	...	...	...	...	...	...	...	...	...	...	...	...	...	...	...	...	...	...	...	...	...	...	...
		Out do.	...	...	43	...	48	21	55	...	205	...	55	...	8	...	46	...	...	...	1	...	10	...	...	...
24	Tindivanam	In do.	...	...	5	...	22	18	...	...	2	...	12	...	...	...	1	...	...	...	2	...	1	...	...	...
		Out do.	1	...	268	...	6	1	10	...	321	...	81	...	7	...	7	...	21	...	...	...	1	...	3	...
25	Tirukoilúr	In do.	...	...	2	...	5	4	...	...	1	...	9	...	...	...	...	...	...	...	1	...	1	...	...	...
		Out do.	...	...	240	1	116	37	3	...	263	...	28	...	7	...	11	...	5	...	3	...	6	...	12	...
26	Tiruvannámalai	In do.	...	...	...	...	22	12	...	...	1	...	4	...	...	...	1	...	...	...	...	...	2	...	2	...
		Out do.	...	...	162	...	133	63	13	...	73	...	14	...	7	...	6	...	1	...	...	...	14	1	17	...
27	Villupuram	In do.	...	...	1	...	1	1	...	...	...	...	13	...	...	...	6	...	...	...	...	...	1	...	...	...
		Out do.	...	...	164	1	4	1	7	1	241	...	17	...	2	...	30	...	...	...	2	...	7	...	1	...
28	Vriddháchalam	In do.	...	...	1	...	2	1	...	...	4	...	4	...	2	1	5	...	2	...	2	...	1	...	1	...
		Out do.	...	...	417	...	86	14	79	1	199	...	32	...	12	...	16	...	25	...	10	...	5	...	24	...

(*Continued across on next page and downwards on page* 144.)

DISPENSARY

No. III.—*Statement showing the Diseases of the In-door and Out-door Patients treated*

Number.	District and Dispensary.		3							
			Diseases							
			Local							
			Ophthalmia.		Inflammation of the External Ear.		Goitre.		Respiratory Affections.	
			Treated.	Died.	Treated.	Died.	Treated.	Died.	Treated.	Died.
	ANANTAPUR.									
1	Anantapur	In-patients...	...	...	...	...	...	...	2	...
		Out do. ...	525	...	143	...	...	...	187	...
2	Gooty	In do. ...	...	...	...	...	...	...	4	1
		Out do. ...	471	...	130	...	...	...	49	...
3	Kalayándrúg	In do. ...	...	...	...	...	...	...	...	...
		Out do. ...	914	...	40	...	...	...	92	...
4	Penukonda	In do. ...	1	...	...	...	...	...	4	...
		Out do. ...	521	...	100	...	...	...	158	...
5	Tadpatri	In do. ...	...	...	...	...	...	...	...	...
		Out do. ...	1,807	...	288	...	...	...	305	...
6	Uravakonda	In do. ...	...	...	...	...	...	...	...	...
		Out do. ...	194	...	35	...	...	...	30	...
	ARCOT, NORTH.									
7	Árni	In-patients...	...	...	...	...	...	...	...	...
		Out do. ...	139	...	526	...	4	...	353	...
8	Chittoor	In do. ...	...	...	...	...	...	...	13	1
		Out do. ...	554	...	524	...	...	...	558	...
9	Gudiyáttam	In do. ...	...	...	...	...	...	...	...	...
		Out do. ...	10	...	80	...	...	...	43	...
10	Kálahasti	In do. ...	...	...	...	...	...	...	...	...
		Out do. ...	5	...	41	...	...	...	13	...
11	Palmanér	In do. ...	2	...	...	...	...	...	2	...
		Out do. ...	290	...	238	...	...	...	131	...
12	Pólúr	In do. ...	...	...	...	...	...	...	...	...
		Out do. ...	437	...	158	...	...	...	96	...
13	Ranipet	In do. ...	...	...	...	...	...	...	8	...
		Out do. ...	389	...	439	...	...	...	176	...
14	Tirupati	In do. ...	...	...	...	...	...	...	...	...
		Out do. ...	296	...	462	...	...	...	136	...
15	Vellore	In do. ...	1	...	...	...	...	...	6	...
		Out do. ...	995	...	148	...	8	...	627	...
16	Venkatagirikóta	In do. ...	...	...	...	...	...	...	...	...
		Out do. ...	3	...	44	...	...	...	62	...
17	Wélajápet	In do. ...	...	...	...	...	...	...	...	...
		Out do. ...	259	...	456	...	7	...	117	...
18	Wandiwash	In do. ...	...	...	...	...	...	...	...	...
		Out do. ...	1,132	...	230	...	...	...	73	...
	ARCOT, SOUTH.									
19	Chidambaram	In-patients...	...	...	...	...	...	...	5	...
		Out do. ...	1,535	...	625	...	...	...	174	...
20	Cuddalore	In do. ...	3	...	...	...	...	...	7	2
		Out do. ...	986	...	872	...	...	...	387	1
21	Do. Old Town	In do. ...	1	...	...	...	...	...	4	1
		Out do. ...	712	...	496	...	4	...	374	1
22	Kallakurchi	In do. ...	...	...	...	...	...	...	3	...
		Out do. ...	850	...	232	...	...	...	196	1
23	Panruti	In do. ...	...	...	...	...	...	...	...	...
		Out do. ...	555	...	445	...	...	...	104	...
24	Tindivanam	In do. ...	...	...	...	...	...	...	...	...
		Out do. ...	1,060	...	451	...	...	...	93	...
25	Tirukoilúr	In do. ...	...	...	...	...	...	...	1	...
		Out do. ...	958	...	395	...	...	...	209	1
26	Tiruvannámalai	In do. ...	...	...	...	...	...	...	4	...
		Out do. ...	399	...	227	...	...	...	60	1
27	Villupuram	In do. ...	...	...	...	...	...	...	2	...
		Out do. ...	1,083	...	479	...	...	...	51	...
28	Vriddháchalam	In do. ...	...	...	...	...	...	...	2	...
		Out do. ...	861	...	286	...	1	...	188	1

103

STATISTICS—(*Continued*).

in the Dispensaries of the Madras Presidency during the year 1883—(Continued).

—(*Continued*).

—(*Continued*).

Diseases.

Heart Diseases.		Dysentery.		Diarrhœa.		Worms.		Liver Diseases.		Spleen Diseases.		Gonorrhœa and its Complications.	
Treated.	Died.	Treated.	Died.	Treated.	Died.	Treated.	Died.	Treated.	Died.	Treated.	Died.	Treated.	Died.
...	...	2	...	4	3	...	...	...	...	...	...	4	...
3	...	24	...	44	...	85	...	10	...	13	...	63	...
...	...	1	1	6	1	...	...	...	...	...	...	2	...
...	...	8	...	14	...	24	...	...	...	11	...	40	...
...	...	1	...	1	...	...	...	...	...	1	...	2	...
1	...	14	...	32	...	22	...	1	...	1	...	60	...
...	...	4	1	2	...	...	...	1	...	1	...	2	...
1	...	36	...	39	...	34	...	12	...	14	...	39	...
...	...	...	...	5	...	...	...	...	...	...	...	1	...
...	...	72	...	120	...	52	...	1	...	25	...	110	...
...	...	...	...	...	...	...	...	...	...	...	...	...	...
...	...	12	...	5	...	...	...	...	...	...	...	10	...
...	...	...	...	...	...	...	...	...	...	...	...	...	...
12	...	116	...	67	...	147	...	77	...	113	...	260	...
...	...	7	1	15	3	...	...	2	...	5	...	20	...
6	...	125	...	274	...	174	...	15	...	24	...	149	...
...	...	...	...	...	...	...	...	...	...	...	...	...	...
...	...	17	...	16	...	5	...	...	...	2	...	30	...
...	...	...	...	...	...	...	...	...	...	...	...	...	...
...	...	10	...	12	...	6	...	...	...	...	...	38	...
1	...	1	...	1	1	...	...	...	...	4	...	23	...
...	...	39	...	52	...	81	...	...	...	9	...	69	...
...	...	...	...	...	...	...	...	...	...	...	...	...	...
...	...	20	...	14	...	73	...	1	...	3	...	36	...
...	...	10	...	5	1	...	...	2	...	1	...	5	...
11	...	79	...	180	...	340	...	8	...	4	...	131	...
...	...	...	...	...	...	...	...	...	...	...	...	...	...
4	...	62	...	96	...	58	...	13	...	5	...	129	...
2	...	6	2	6	3	...	...	1	...	3	...	29	...
4	...	126	...	225	...	352	...	24	...	20	...	195	1
...	...	...	...	...	...	...	...	...	...	...	...	...	...
...	...	5	...	16	...	6	...	...	...	27	...	14	...
...	...	...	...	...	...	...	...	...	...	...	...	...	...
2	...	44	...	47	...	26	...	23	...	51	...	138	...
...	...	...	...	...	...	...	...	...	...	...	...	...	...
...	...	41	...	37	...	37	...	...	...	...	...	13	...
...	...	7	1	2	...	...	...	...	...	...	...	16	...
1	...	65	...	91	1	290	...	...	...	...	...	187	...
1	...	3	2	9	3	...	...	...	...	...	...	12	...
5	...	107	...	239	2	260	...	1	...	4	...	123	1
...	...	6	...	2	...	...	...	...	...	...	...	...	...
...	...	40	1	216	5	149	...	3	...	...	...	42	...
...	...	1	...	2	1	...	...	...	...	...	...	7	...
2	...	62	...	38	3	38	...	3	...	2	...	49	...
...	...	...	...	...	...	...	...	...	...	...	...	...	...
3	...	15	...	44	1	80	...	4	...	1	...	80	...
...	...	5	1	1	1	...	...	...	...	...	...	6	2
...	...	52	1	57	...	98	...	5	...	...	...	58	...
...	...	1	...	1	...	...	...	...	...	2	...	4	...
6	...	58	1	7	...	5	...	7	...	1	...	44	...
...	...	8	...	2	...	...	...	...	...	...	...	5	...
...	...	31	2	37	...	18	...	4	...	4	...	32	...
...	...	2	...	...	...	...	...	...	...	1	...	3	...
...	...	47	...	45	...	169	...	1	...	...	...	38	...
...	...	5	...	3	...	...	...	1	...	...	...	6	...
4	...	59	...	55	3	36	...	18	...	1	...	62	...

DISPENSARY

No. III.—*Statement showing the Diseases of the In-door and Out-door Patients treated*

Number.	District and Dispensary.		3 Diseases Local: Abscess, Boils, and Whitlow. Treated.	Abscess, Boils, and Whitlow. Died.	Skin Diseases. Treated.	Skin Diseases. Died.	Ulcer. Treated.	Ulcer. Died.	Labor, Premature, Natural, and Difficult. Treated.	Labor, Premature, Natural, and Difficult. Died.
	ANANTAPUR.									
1	Anantapur	In-patients...	2	...	2	...	11	...	2	1
		Out do. ...	97	...	236	...	690	...	73	1
2	Gooty	In do. ...	...	...	3	...	2	...	2	...
		Out do. ...	166	...	170	...	311	...	4	...
3	Kalayándrúg	In do. ...	...	...	5	...	10	1	4	...
		Out do. ...	104	...	347	...	358	...	9	...
4	Penukonda	In do. ...	...	...	1	...	15	...	...	...
		Out do. ...	70	...	253	...	389	...	2	...
5	Tadpatri	In do. ...	2	...	...	...	4	...	...	...
		Out do. ...	373	...	926	...	558	...	8	1
6	Uravakonda	In do. ...	...	...	...	...	...	...	...	...
		Out do. ...	29	...	84	...	51	...	1	...
	ARCOT, NORTH.									
7	Árni	In-patients...	...	...	...	...	...	...	...	...
		Out do. ...	422	...	1,098	...	850	...	1	...
8	Chittoor	In do. ...	7	...	34	...	31	...	4	2
		Out do. ...	282	...	665	...	968	...	7	...
9	Gudiyáttam	In do. ...	...	...	...	...	...	...	...	...
		Out do. ...	28	...	131	...	76	...	...	...
10	Kálahasti	In do. ...	...	...	...	...	...	...	...	...
		Out do. ...	23	...	66	...	73	...	...	...
11	Palmanér	In do. ...	3	...	4	...	37	...	9	...
		Out do. ...	114	...	201	...	461	...	8	...
12	Pólúr	In do. ...	...	...	...	...	...	...	...	...
		Out do. ...	322	...	455	...	541	...	...	...
13	Ranipet	In do. ...	13	...	...	...	31	...	46	...
		Out do. ...	497	...	140	...	586	...	4	1
14	Tirupati	In do. ...	...	...	...	...	...	...	...	...
		Out do. ...	320	...	326	...	483	...	1	...
15	Vellore	In do. ...	14	2	12	...	30	4	68	3
		Out do. ...	923	...	1,029	...	3,075	...	2	...
16	Venkatagirikóta	In do. ...	...	...	...	...	...	...	...	...
		Out do. ...	14	...	63	...	231	...	1	...
17	Wálajápet	In do. ...	...	...	...	...	...	...	...	...
		Out do. ...	445	...	788	1	241	...	...	...
18	Wandiwash	In do. ...	...	...	...	...	...	...	...	...
		Out do. ...	306	...	543	...	144	...	...	...
	ARCOT, SOUTH.									
19	Chidambaram	In-patients...	6	...	19	...	30	...	...	...
		Out do. ...	853	1	971	1	1,113	...	16	...
20	Cuddalore	In do. ...	11	...	12	...	15	...	62	3
		Out do. ...	1,036	1	1,062	...	1,365	...	38	...
21	Do. Old Town	In do. ...	6	...	9	...	15	...	...	...
		Out do. ...	1,009	...	579	...	716	...	10	...
22	Kallakurchi	In do. ...	4	...	5	...	7	...	3	...
		Out do. ...	346	...	553	...	636	...	11	...
23	Panruti	In do. ...	...	...	...	...	...	...	...	...
		Out do. ...	538	...	695	...	935	...	...	...
24	Tindivanam	In do. ...	7	1	...	...	8	...	3	...
		Out do. ...	496	...	533	...	537	...	4	...
25	Tirukoilur	In do. ...	4	1	2	...	6	...	6	2
		Out do. ...	645	2	758	...	479	...	21	3
26	Tiruvannámalai	In do. ...	4	...	1	...	10	...	...	...
		Out do. ...	203	...	191	...	282	...	17	1
27	Villapuram	In do. ...	4	...	4	...	14	...	1	...
		Out do. ...	339	...	475	...	693	...	23	...
28	Vriddháchalam	In do. ...	1	...	7	...	17	...	...	...
		Out do. ...	341	...	715	...	498	...	8	2

STATISTICS—(*Continued*).

in the Dispensaries of the Madras Presidency during the year 1883—(Continued).

—(*Continued*). —(*Continued*). Diseases—(*Continued*). Other Local Diseases. Treated.	Other Local Diseases. Died.	Debility and Old Age. Treated.	Debility and Old Age. Died.	Poisons and Poisoned Wounds. Treated.	Poisons and Poisoned Wounds. Died.	Injuries. Treated.	Injuries. Died.	4 Total Number of In-door and Out-door Patients Treated in each Dispensary.	5 Operations. Major.	Operations. Minor.
2	...	3	...	...	...	9	1	4,031	6	2
760	1	29	...	36	...	192	1		3	125
3	1	1	1	6	1	14	1	2,584	4	...
170	...	3	...	29	...	289	...		5	163
12	1	...	...	...	...	4	...	3,172	7	...
419	2	15	...	27	...	163	...		9	106
7	...	1	...	...	...	11	...	3,307	...	...
692	...	57	...	7	...	144	...		4	83
9	3	2	...	...	...	11	...	8,397	1	4
1,468	7	53	...	107	...	324	...		10	243
...	...	...	...	...	...	...	...	780	...	...
121	...	...	...	25	...	53	...		4	10
...	...	...	...	...	...	...	...	8,218	...	...
2,261	...	96	...	213	...	94	...		40	428
63	2	20	...	1	...	49	...	11,624	8	6
3,033	1	382	...	27	...	233	...		14	195
...	...	...	...	...	...	...	...	1,001	...	...
154	...	8	...	9	...	34	...		...	31
...	...	...	...	...	...	...	...	597	...	...
130	...	19	...	6	...	14	...		...	19
23	2	9	...	1	...	46	1	4,413	5	5
1,278	...	117	...	19	...	149	...		...	100
...	...	...	...	...	...	...	...	3,940	...	...
1,028	...	16	...	9	...	296	...		...	43
77	5	41	1	...	...	35	...	9,813	16	463
4,331	2	91	...	...	...	428	...		12	10
...	...	...	...	...	...	...	...	5,864	...	...
1,527	1	55	...	22	...	352	1		27	241
65	2	43	5	...	...	35	5	18,126	35	23
5,428	...	241	...	5	...	652	...		27	1,221
...	...	...	...	...	...	...	...	2,303	...	...
919	1	8	...	13	...	52	...		...	10
...	...	...	...	...	...	...	...	5,340	...	...
1,307	...	73	...	9	...	136	1		...	111
...	...	...	...	...	...	...	...	3,944	...	...
872	...	8	...	46	...	204	...		2	141
21	...	1	...	...	...	23	1	8,945	...	9
1,312	...	38	...	32	1	410	...		5	213
26	...	4	...	1	1	30	4	14,145	21	8
5,250	2	107	...	133	...	562	...		23	217
10	...	15	4	...	...	9	...	8,562	...	2
2,634	5	46	2	56	...	448	1		3	257
15	...	5	...	...	...	13	...	4,963	2	1
825	...	26	...	39	...	339	...		3	69
...	...	...	...	...	...	...	...	5,732	...	...
1,131	...	20	...	53	...	368	1		10	125
11	...	8	...	1	...	19	...	6,172	1	6
1,599	1	45	...	29	...	210	...		2	113
19	...	...	...	...	...	24	3	6,102	2	4
1,069	2	37	...	5	...	547	...		6	124
16	1	2	...	6	1	17	1	2,878	1	6
674	3	10	1	18	...	124	...		...	105
2	...	1	...	...	...	19	3	5,252	...	3
1,067	...	5	...	12	...	175	...		8	153
16	...	4	...	...	...	16	...	5,444	4	1
944	1	71	...	35	...	254	...		5	99

(*Continued downwards on page* 148.)

DISPENSARY

No. III.—*Statement showing the Diseases of the In-door and Out-door Patients treated*

| 1 | 2 | | |

DISPENSARY

No. III.—*Statement showing the Diseases of the In-door and Out-door Patients treated*

1	2		3							
			Diseases							
			Local							
Number.	District and Dispensary.		Ophthalmia.		Inflammation of the External Ear.		Goitre.		Respiratory Affections.	
			Treated.	Died.	Treated.	Died.	Treated.	Died.	Treated.	Died.
	BELLARY.									
29	Ádóni	In-patients...	...	...	...	...	...	...	1	...
		Out do. ...	5,400	...	484	...	...	...	389	1
30	Álúr	In do. ...	...	...	...	...	...	...	...	...
		Out do. ...	782	...	113	...	...	...	48	1
31	Bellary	In do. ...	4	...	2	...	...	...	6	1
		Out do. ...	565	...	349	...	...	...	262	...
32	Harpanahalli	In do. ...	...	...	...	...	...	...	...	...
		Out do. ...	386	...	198	...	...	...	107	...
33	Hospet	In do. ...	...	...	...	...	...	...	5	...
		Out do. ...	2,253	...	197	...	...	...	188	1
34	Kudlighi	In do. ...	...	...	...	...	...	...	...	...
		Out do. ...	36	...	24	...	...	...	22	...
35	Kampli	In do. ...	...	...	...	...	...	...	...	...
		Out do. ...	42	...	46	...	...	...	25	...
36	Báyadrug	In do. ...	...	...	...	...	...	...	...	...
		Out do. ...	58	...	15	...	...	...	44	...
37	Sundur	In do. ...	...	...	...	...	...	...	...	...
		Out do. ...	246	...	44	...	...	...	53	1
	CANARA, SOUTH.									
38	Bantvál	In-patients...	...	...	...	...	...	...	3	...
		Out do. ...	8	...	82	...	...	...	106	...
39	Coondapoor	In do. ...	...	...	...	...	...	...	2	...
		Out do. ...	51	...	77	...	1	...	146	1
40	Karcal	In do. ...	...	...	...	...	...	...	1	...
		Out do. ...	8	...	2	...	...	...	30	...
41	Kásaragód	In do. ...	...	...	...	...	...	...	...	...
		Out do. ...	5	...	30	...	...	...	86	...
42	Laccadive Islands	In do. ...	...	...	...	...	...	...	...	...
		Out do. ...	1	...	1	...	...	...	10	...
43	Mangalore	In do. ...	...	...	...	...	...	...	14	1
		Out do. ...	82	...	181	...	1	...	463	...
44	Udipi	In do. ...	2	...	1	...	...	...	4	...
		Out do. ...	66	...	65	...	12	...	176	...
45	Puttur	In do. ...	...	...	...	...	...	...	1	...
		Out do. ...	15	...	32	...	...	...	61	...
	CHINGLEPUT.									
46	Chingleput	In-patients...	5	...	1	...	...	...	11	2
		Out do. ...	1,258	...	851	...	...	...	303	...
47	Conjeeveram	In do. ...	...	...	...	...	...	...	3	...
		Out do. ...	2,135	...	1,259	...	...	...	297	...
48	Madurántakam	In do. ...	...	...	...	...	...	...	...	...
		Out do. ...	1,365	...	221	...	1	...	80	...
49	Nagalapuram	In do. ...	...	...	...	...	...	...	...	...
		Out do. ...	23	...	67	...	...	...	52	...
50	Ponnéri	In do. ...	...	...	...	...	...	...	...	...
		Out do. ...	464	...	283	...	...	...	44	...
51	Poonamallee	In do. ...	...	...	...	...	...	...	...	...
		Out do. ...	...	...	367	...	...	...	138	1
52	Saidápet	In do. ...	...	...	...	...	...	...	...	...
		Out do. ...	1,349	...	916	...	...	...	373	...
53	Saint Thomas' Mount	In do. ...	...	...	...	...	...	...	1	...
		Out do. ...	62	...	147	...	...	...	298	...
54	Sathivadu	In do. ...	...	...	...	...	...	...	...	...
		Out do. ...	587	...	194	...	1	...	102	...
55	Sembium	In do. ...	...	...	...	...	...	...	...	...
		Out do. ...	1,244	...	494	...	...	...	245	...
56	Sriperumbudur	In do. ...	...	...	...	...	...	...	...	...
		Out do. ...	641	...	288	...	...	...	113	1
57	Tirupórúr	In do. ...	...	...	...	...	...	...	...	...
		Out do. ...	615	...	132	...	...	...	52	...

106

STATISTICS—(*Continued*).

in the Dispensaries of the Madras Presidency during the year 1883—(Continued).

—(*Continued*).

—(*Continued*).

Diseases.

Heart Diseases.		Dysentery.		Diarrhœa.		Worms.		Liver Diseases.		Spleen Diseases.		Gonorrhœa and its Complications.	
Treated.	Died.	Treated.	Died.	Treated.	Died.	Treated.	Died.	Treated.	Died.	Treated.	Died.	Treated.	Died.
...	...	1	1	1	...	...	...	...	...	...	...	...	...
6	...	105	...	250	...	99	...	1	...	18	...	81	...
...	...	3	...	...	...	...	...	...	...	1	...	2	...
...	...	13	...	19	...	11	...	...	...	5	...	14	...
2	...	7	2	16	9	...	...	4	...	4	1	19	...
2	...	87	...	93	...	133	...	3	...	20	...	116	...
...	...	1	...	1	...	...	...	...	...	...	...	...	...
...	...	44	...	56	...	...	...	...	...	...	...	...	...
...	...	6	3	5	2	...	...	1	...	...	...	4	...
1	...	82	...	128	...	192	...	10	...	21	...	91	...
...	...	...	...	...	...	...	...	...	...	...	...	...	...
1	...	9	...	24	...	7	...	2	...	6	...	5	...
...	...	...	...	...	...	...	...	...	...	...	...	...	...
...	...	6	...	10	...	5	...	1	...	4	...	29	...
...	...	...	...	...	...	...	...	...	...	...	...	...	...
2	...	4	...	6	...	4	...	1	...	6	...	36	...
...	...	...	...	...	...	...	...	...	...	...	...	...	...
...	...	19	...	29	...	66	...	2	...	18	...	89	...
...	...	5	...	2	...	...	...	1	...	2	...	...	...
1	...	30	...	54	...	87	...	5	...	15	...	28	...
...	...	7	2	1	1	...	...	2	...	...	...	...	...
16	...	79	1	106	...	1,003	...	5	1	22	...	67	1
...	...	5	...	2	...	...	...	2	...	...	...	2	...
2	...	6	...	16	...	211	...	13	...	4	...	23	...
...	...	1	1	2	...	...	...	...	...	...	...	...	...
1	...	23	...	49	...	394	...	5	...	6	...	9	...
...	...	...	...	...	...	...	...	...	...	...	...	...	...
...	...	3	1	10	...	30	...	1	...	...	...	2	...
9	...	16	5	9	2	...	...	...	...	8	...	22	...
48	...	109	...	197	...	1,137	...	11	...	1	...	65	...
...	...	2	...	...	...	...	...	...	...	...	...	1	...
3	...	31	...	57	...	614	...	9	...	1	...	68	...
...	...	1	...	...	...	...	...	...	...	...	...	...	...
...	...	22	...	33	...	313	...	10	...	15	...	15	...
...	...	13	1	10	5	...	...	3	...	7	...	15	1
...	...	71	...	153	...	295	...	7	...	9	...	199	...
...	...	9	2	15	8	...	...	1	...	1	...	1	...
3	...	243	1	178	3	477	...	26	...	4	...	69	...
...	...	...	...	...	...	...	...	...	...	...	...	...	...
1	...	50	...	44	...	159	...	...	...	...	...	45	...
...	...	...	...	...	...	...	...	...	...	...	...	...	...
...	...	10	...	16	...	44	...	...	...	...	...	16	...
...	...	...	...	...	...	...	...	...	...	...	...	...	...
...	...	43	3	37	...	69	...	1	1	...	...	13	...
...	...	...	...	...	...	...	...	...	...	...	...	...	...
2	...	51	...	92	...	27	...	...	...	...	...	70	...
...	...	...	...	...	...	...	...	...	...	...	...	...	...
3	1	61	...	152	3	404	...	14	...	5	...	67	...
...	...	...	...	1	...	...	...	...	...	...	...	...	...
1	1	75	...	133	...	218	...	...	...	7	...	31	...
...	...	...	...	...	...	...	...	...	...	...	...	...	...
1	...	43	1	54	...	18	...	3	...	1	...	24	...
...	...	...	...	...	...	...	...	...	...	...	...	...	...
...	...	96	...	104	1	51	...	...	...	...	...	5	...
...	...	...	...	...	...	...	...	...	...	...	...	...	...
...	...	101	...	119	...	28	...	6	...	1	...	29	...
...	...	...	...	...	...	...	...	...	...	...	...	...	...
1	...	9	...	49	...	17	...	...	...	1	...	14	...

(*Continued across on next page and downwards on page* 152.)

107

No. III.—*Statement showing the Diseases of the In-door and Out-door Patients treated in the Dispensaries of the Madras Presidency during the year 1883*—(Continued).

STATISTICS—(*Continued*).

Number.	District and Dispensary.		3 — Diseases — Local — Abscess, Boils, and Whitlow. Treated.	Abscess, Boils, and Whitlow. Died.	Skin Diseases. Treated.	Skin Diseases. Died.	Ulcer. Treated.	Ulcer. Died.	Labor, Premature, Natural, and Difficult. Treated.	Labor, Premature, Natural, and Difficult. Died.	Other Local Diseases. Treated.	Other Local Diseases. Died.	Debility and Old Age. Treated.	Debility and Old Age. Died.	Poisons and Poisoned Wounds. Treated.	Poisons and Poisoned Wounds. Died.	Injuries. Treated.	Injuries. Died.	4 — Total Number of In-door and Out-door Patients Treated in each Dispensary.	5 — Operations. Major.	Operations. Minor.
	BELLARY.																				
		In-patients...	1	...	5	...	5	...	2	...	18	3	...	...	...	...	10	3	14,777	9	...
30	Adóni	Out do. ...	314	...	1,016	...	485	...	18	...	1,704	2	176	...	45	...	205	...	2,649	9	414
		In do. ...	1	...	1	...	5	...	3	...	3	...	6	...	...	...	19	...		2	...
31	Ádúr	Out do. ...	108	...	206	...	246	...	13	1	548	1	16	...	37	...	101	...	6,561	5	85
		In do. ...	6	...	36	2	28	1	5	...	62	10	21	2	6	1	127	2		34	32
32	Bellary	Out do. ...	125	...	512	...	532	...	6	...	1,401	...	91	...	54	...	395	...	3,473	23	228
		In do. ...	...	...	1	...	6	...	2	...	6	1	...	...	...	...	1	...		...	1
33	Harpanahalli	Out do. ...	...	...	479	...	324	...	17	...	655	...	21	...	22	...	110	...	6,908	3	138
		In do. ...	1	...	3	1	5	1	2	...	17	4	...	...	1	...	10	2		6	1
34	Hospet	Out do. ...	143	...	565	...	268	...	6	1	665	2	61	...	11	...	145	...	676	8	83
		In do. ...	...	...	...	...	...	...	...	...	...	...	...	...	...	...	...	...		...	...
35	Kúdlighi	Out do. ...	27	...	106	...	49	...	...	...	121	...	7	...	...	...	36	...	814	4	31
		In do. ...	...	...	...	...	...	...	...	...	...	...	...	...	...	...	...	...		...	...
36	Kampli	Out do. ...	14	...	182	...	77	...	...	...	123	...	11	...	18	...	22	...	981	...	7
		In do. ...	...	...	...	...	...	...	...	...	...	...	...	...	...	...	...	...		...	...
37	Ráyadrug	Out do. ...	45	...	203	...	137	...	...	...	143	...	11	...	2	...	36	...	1,957	...	22
		In do. ...	...	...	...	...	...	...	...	...	...	...	...	...	...	...	...	...		...	...
38	Sundur	Out do. ...	58	...	272	...	182	...	1	...	369	3	39	...	28	1	62	...		9	58
	CANARA, SOUTH.																				
		In-patients...	1	...	...	...	8	...	2	...	15	1	9	1	...	...	25	1	2,443	...	3
39	Bantvál	Out do. ...	87	...	221	...	104	...	...	...	552	...	47	...	...	...	130	...	4,783	3	49
		In do. ...	...	...	...	...	8	...	...	...	4	...	1	...	...	...	4	...		...	...
40	Coondapoor	Out do. ...	82	...	419	...	230	...	4	...	740	...	115	...	1	...	145	...	1,030	10	49
		In do. ...	...	...	3	...	...	...	...	...	2	...	1	...	...	...	4	...		1	15
41	Karcal	Out do. ...	15	...	105	...	9	1	1	...	217	...	3	...	25	...	35	...	3,784	...	...
		In do. ...	1	...	...	...	2	...	...	...	2	...	...	...	...	...	11	...		7	69
42	Kásaragód	Out do. ...	55	...	310	...	153	...	2	...	716	...	47	...	1	...	86	...	201	...	...
		In do. ...	...	...	...	...	...	...	...	...	...	...	...	...	...	...	...	...		...	11
43	Laccadive Islands	Out do. ...	7	...	9	...	16	...	...	...	56	...	5	...	6	...	1	...	8,554	20	...
		In do. ...	6	1	8	...	62	...	2	...	92	3	36	3	2	...	38	2		45	392
44	Mangalore	Out do. ...	148	...	763	...	385	...	19	2	2,106	...	163	...	...	...	478	...	3,130	...	...
		In do. ...	2	...	3	...	2	...	...	...	7	2	2	...	...	...	7	...		...	...
45	Udipi	Out do. ...	64	...	328	...	157	...	1	...	563	...	61	...	5	...	111	...	1,951	...	...
		In do. ...	1	...	...	...	1	...	...	...	2	...	1	...	...	...	7	1		1	14
46	Puttur	Out do. ...	35	...	168	...	36	...	3	...	317	...	15	...	1	...	56	...			
	CHINGLEPUT.																				
		In-patients...	20	1	17	1	40	1	25	7	...	...	9	...	1	...	40	...	10,744	...	182
47	Chingleput	Out do. ...	783	...	1,095	...	1,089	...	2	...	2,735	...	138	...	51	...	367	...	18,060	18	8
		In do. ...	12	1	8	..	11	...	30	1	47	3	9	2	...	...	24	2		1	363
48	Conjeeveram	Out do. ...	1,257	2	1,476	1	1,004	...	20	5	6,568	10	58	1	...	...	693	2	6,892	...	...
		In do. ...	...	...	...	...	...	...	...	...	...	...	...	...	...	...	...	...		...	258
49	Madurántakam	Out do. ...	644	...	867	..	517	...	2	...	1,684	...	51	1	176	...	444	2	902	1	18
		In do. ...	...	...	...	..	...	...	...	...	...	...	...	...	...	...	...	...		...	...
50	Nagalapuram	Out do. ...	41	...	69	...	53	...	...	...	304	...	35	...	...	...	29	...	4,860	...	90
		In do. ...	...	...	...	...	...	...	...	...	...	...	...	...	...	...	...	...		...	...
51	Ponnéri	Out do. ...	699	1	425	...	333	...	...	...	1,903	6	3	...	52	...	185	...	6,079	4	48
		In do. ...	...	...	...	...	...	...	...	...	...	...	...	...	...	...	...	1		...	...
52	Poonamallee	Out do. ...	652	...	1,005	...	639	1	2	...	2,054	1	43	...	34	...	199	...	11,141	1	249
		In do. ...	...	...	...	...	...	...	...	...	...	...	...	...	...	...	...	...		...	6
53	Saidápet	Out do. ...	890	...	537	...	1,294	1	10	1	3,345	...	72	...	61	...	519	...	3,659	...	111
		In do. ...	4	...	...	..	2	...	1	...	2	...	3	...	...	...	6	...		...	...
54	Saint Thomas' Mount	Out do. ...	105	...	65	...	241	...	...	...	1,309	...	105	...	...	...	129	...	3,745	...	197
		In do. ...	...	..	...	...	...	...	...	...	...	...	...	...	...	...	...	...		...	...
55	Sathivadu	Out do. ...	187	1	214	...	349	..	2	...	1,373	2	1	...	71	...	136	...	7,207	...	174
		In do. ...	...	...	...	...	...	...	...	...	...	...	...	...	...	...	...	...		...	...
56	Semblam	Out do. ...	942	...	302	...	97	...	1	...	2,537	...	1	...	...	...	344	...	6,238	6	39
		In do. ...	...	...	...	...	...	...	...	...	...	...	...	...	...	...	...	1		...	...
57	Sriperumbadur	Out do. ...	1,054	...	738	...	335	1	13	...	1,492	4	14	...	22	...	348	...	3,166	...	37
		In do. ...	...	...	...	..	...	..	...	...	...	...	...	...	...	...	...	...		...	...
58	Tirupóror	Out do. ...	805	...	658	..	156	...	4	...	795	...	22	...	16	...	135	...			

(*Continued downwards on page* 154.)

108

DISPENSARY

No. III.—*Statement showing the Diseases of the In-door and Out-door Patients treated*

STATISTICS—(*Continued*).

in the Dispensaries of the Madras Presidency during the year 1883—(Continued).

1	2		3																					
			General Diseases.																					
			Order A. Febrile or Zymotic Diseases.								Order B. Constitutional Diseases.													
Number.	District and Dispensary.		Small-pox.		Malarious Fevers, Ague, and Remittent.		Cholera.		Other Diseases of this Order.		Rheumatic Affections.		Syphilitic Affections.		Scrofula.		Anæmia.		Leprosy.		Phthisis.		Dropsy.		Other Diseases of this Order.	
			Treated.	Died.	Treated.	Died.	Treated.	Died.	Treated.	Died.	Treated.	Died.	Treated.	Died.	Treated.	Died.	Treated.	Died.	Treated.	Died.	Treated.	Died.	Treated.	Died.	Treated.	Died.
	CHINGLEPUT—(*Continued*).																									
58	Tiruvallúr	In-patients	...	...	...	...	...	...	...	...	...	...	...	...	...	...	...	...	...	...	...	...	...	...	...	...
		Out do.	5	...	406	...	13	...	10	...	230	...	79	...	8	...	15	...	4	...	1	...	18	...	21	...
59	Uttramallur	In do.	...	...	...	...	...	...	...	...	...	...	...	...	...	...	...	...	...	...	...	...	...	...	...	...
		Out do.	...	...	16	...	1	1	48	...	33	...	5	...	...	...	6	...	...	...	1	..	5	...	44	...
	COIMBATORE.																									
60	Aravakurchi	In-patients	...	...	...	...	...	...	...	...	...	...	...	...	...	...	...	...	...	...	...	...	...	...	...	...
		Out do.	...	...	31	...	19	7	28	...	39	...	85	...	4	...	27	...	...	...	1	...	...	...	15	...
61	Bhavání	In do.	...	...	9	...	..	..	1	...	...	...	4	...	1	...	1	1	...	...	...	...	1	...	1	...
		Out do.	...	...	440	...	28	13	...	...	149	...	158	...	41	...	44	...	...	...	5	...	6	...	6	...
62	Coimbatore	In do.	3	...	47	2	...	...	...	...	38	1	56	...	5	1	12	2	...	...	5	3	7	6	17	3
		Out do.	5	...	2,906	...	105	60	...	...	1,020	...	514	..	55	...	171	...	17	...	48	...	154	...	139	...
63	Dhárapuram	In do.	...	...	6	...	...	...	2	...	...	...	2	...	...	...	2	...	...	...	...	...	10	2	...	...
		Out do.	...	...	479	...	2	2	2	...	261	...	176	...	21	...	21	1	...	...	13	...	34	1	50	...
64	Erode	In do.	1	...	17	1	...	...	...	...	8	...	...	...	...	...	2	1	...	...	2	2	3	...	1	1
		Out do.	1	...	622	...	76	27	1	...	313	...	61	...	1	...	20	...	...	...	12	...	3	...	138	...
65	Karúr	In do.	6	...	2	...	14	10	...	...	4	...	9	...	1	...	2	...	...	...	..	...	3	2	...	...
		Out do.	1	...	590	2	194	58	5	...	254	...	172	...	41	...	54	...	...	...	3	...	9	...	11	...
66	Kollegal	In do.	...	...	1	...	...	...	...	...	...	...	2	...	...	...	1	...	...	...	...	...	3	1	...	...
		Out do.	...	...	527	1	...	...	...	...	574	...	36	...	1	...	4	...	...	...	2	1	4	...	2	...
67	Mettupálaiyam	In do.	...	...	22	...	4	3	...	...	1	...	4	...	...	...	1	...	...	...	3	1	13	6	...	...
		Out do.	...	...	1,540	...	84	34	83	...	107	...	143	...	5	...	43	...	...	...	6	...	27	...	3	...
68	Palladam	In do.	...	...	1	...	...	...	...	...	...	...	...	...	...	...	2	...	...	...	...	...	4	2	...	...
		Out do.	...	...	112	...	2	1	...	...	82	...	33	...	2	...	6	...	...	...	1	...	...	...	14	...
69	Pollachi	In do.	1	...	36	1	...	...	1	...	11	1	20	...	4	...	22	3	...	...	5	3	17	5	6	...
		Out do.	1	...	1,403	...	3	...	214	...	329	...	138	...	30	...	139	...	...	...	15	...	29	...	287	...
70	Satyamangalam	In do.	1	...	12	...	...	...	...	...	5	..	...	...	1	...	...	...	...	...	3	1	1	1	1	...
		Out do.	1	...	1,042	...	...	...	168	...	327	...	8	...	7	...	11	...	...	...	19	1	7	...	272	1
71	Udamalpet	In do.	1	...	5	...	...	...	...	...	4	...	...	...	1	...	1	...	...	...	...	...	12	4	1	...
		Out do.	...	...	173	...	...	...	3	...	98	...	16	...	2	...	8	...	...	...	...	...	14	1	11	...
	CUDDAPAH.																									
72	Badvél	In-patients	...	...	...	...	...	...	...	...	1	...	1	...	...	...	...	...	...	...	1	...	...	...	1	...
		Out do.	...	...	368	...	...	...	313	...	506	...	226	...	10	...	3	...	11	...	6	...	12	...	86	...
73	Cuddapah	In do.	...	...	22	...	5	4	1	...	25	...	33	...	3	...	2	2	...	...	10	5	8	4	20	1
		Out do.	...	...	5,642	...	256	..	4	...	686	...	156	...	45	...	21	...	39	...	37	...	21	...	84	...
74	Jammalamadugú	In do.	...	...	...	...	...	...	...	...	...	...	...	...	...	...	...	...	...	...	...	...	...	...	...	...
		Out do.	...	...	463	...	...	...	145	...	190	...	204	...	21	...	20	...	2	...	3	...	...	...	12	...
75	Kadiri	In do.	...	...	...	...	...	...	...	...	...	...	...	...	..	...	...	...	...	...	...	...	...	...	...	...
		Out do.	1	...	628	4	...	...	107	...	223	...	63	..	5	...	18	2	...	...	2	...	12	...	4	...
76	Madanapalle	In do.	5	...	27	2	...	...	3	...	16	...	52	1	2	...	3	...	5	...	2	...	5	1	11	...
		Out do.	2	...	1,547	...	...	...	12	...	314	...	235	...	13	...	28	2	40	...	17	1	11	...	50	...
77	Pullampet	In do.	...	...	...	...	...	...	...	...	1	...	2	...	...	...	...	...	...	...	...	...	1	...	...	...
		Out do.	...	...	405	...	...	...	...	...	192	...	116	...	8	...	8	...	5	...	18	...	8	...	119	...
78	Pilér	In do.	...	...	...	...	...	...	...	...	...	...	...	...	...	...	...	...	...	...	...	...	...	...	...	...
		Out do.	...	...	398	...	...	...	4	...	154	...	28	...	4	...	6	...	5	...	1	...	2	...	26	...
79	Proddutúr	In do.	...	...	...	...	...	...	...	...	...	...	1	...	...	...	...	...	...	...	...	...	...	...	...	...
		Out do.	...	...	1,585	1	113	52	14	...	291	...	69	...	2	...	5	...	3	...	...	...	8	...	9	...
80	Pulivendla	In do.	...	...	...	...	...	...	...	...	...	...	...	...	...	...	...	...	...	...	...	...	...	...	...	...
		Out do.	1	1	1,311	...	...	...	...	...	265	...	25	...	4	...	17	...	4	...	6	...	9	...	142	2
81	Ráyachóti	In do.	...	...	...	...	...	...	...	...	...	...	...	...	...	...	...	...	...	...	...	...	...	...	...	...
		Out do.	...	...	1,229	2	...	...	...	...	248	...	36	...	4	...	39	1	1	...	6	...	5	...	19	...
	GANJAM.																									
82	Aska	In-patients	...	...	...	...	...	...	...	...	...	...	...	...	...	...	...	...	...	...	...	...	...	...	...	...
		Out do.	...	...	691	...	...	...	54	...	366	...	39	...	5	...	34	...	1	...	...	...	40	3	5	...
83	Berhampore	In do.	...	...	12	...	...	...	...	...	7	...	26	...	...	...	2	...	...	...	6	4	5	2	6	...
		Out do.	...	...	615	...	5	3	118	...	442	...	212	...	5	...	81	...	35	...	3	...	16	...	162	1
84	Calingapatam	In do.	...	...	...	...	...	...	...	...	...	...	...	...	...	...	...	...	...	...	...	...	...	...	...	...
		Out do.	3	1	141	...	...	...	...	...	228	...	33	...	9	...	7	...	12	...	...	...	11	...	8	..

(*Continued across on next page and downwards on page* 156.)

DISPENSARY

No. III.—*Statement showing the Diseases of the In-door and Out-door Patients treated*

Number.	District and Dispensary.		3 Diseases Local: Ophthalmia Treated.	Ophthalmia Died.	Inflammation of the External Ear. Treated.	Inflammation of the External Ear. Died.	Goitre. Treated.	Goitre. Died.	Respiratory Affections. Treated.	Respiratory Affections. Died.
	CHINGLEPUT—(*Continued*).									
58	Tiruvallúr	In-patients	...	...	...	...	...	...	...	...
		Out do.	535	...	337	...	...	...	166	...
59	Uttramallur	In do.	...	...	...	...	...	...	...	...
		Out do.	33	...	77	...	...	...	35	1
	COIMBATORE.									
60	Aravakurchi	In-patients	...	...	...	...	...	...	...	...
		Out do.	166	...	137	...	...	...	52	...
61	Bhaváni	In do.	...	...	...	...	...	...	4	...
		Out do.	544	...	241	...	...	...	81	...
62	Coimbatore	In do.	2	...	...	...	...	...	15	1
		Out do.	3,164	...	1,412	...	...	...	1,145	...
63	Dhárapuram	In do.	...	...	...	...	...	...	3	...
		Out do.	240	...	357	...	...	...	152	1
64	Erode	In do.	...	...	...	...	...	...	1	...
		Out do.	1,641	...	425	...	...	...	84	...
65	Karúr	In do.	...	...	...	...	...	...	...	...
		Out do.	1,414	...	498	...	...	...	160	...
66	Kollegal	In do.	...	...	...	...	...	...	...	...
		Out do.	534	...	89	...	...	...	140	...
67	Mettupálaiyam	In do.	...	...	...	...	...	...	4	1
		Out do.	715	...	155	...	...	...	143	...
68	Palladam	In do.	...	...	...	...	...	...	2	...
		Out do.	497	...	96	...	...	...	29	...
69	Pollachi	In do.	8	1	...	...	...	...	7	2
		Out do.	2,316	...	995	...	...	...	408	1
70	Satyamangalam	In do.	...	...	...	...	...	...	1	...
		Out do.	453	...	213	...	...	...	402	2
71	Udamalpet	In do.	...	...	...	...	...	...	11	...
		Out do.	454	...	411	...	...	...	50	...
	CUDDAPAH.									
72	Badvél	In-patients	...	...	...	...	...	...	...	...
		Out do.	125	...	242	...	...	...	258	1
73	Cuddapah	In do.	3	...	...	...	...	...	13	1
		Out do.	581	...	497	...	...	...	250	...
74	Jammalamadugu	In do.	...	...	...	...	...	...	...	...
		Out do.	412	...	110	...	...	...	105	...
75	Kadiri	In do.	...	...	...	...	...	...	...	...
		Out do.	1,164	...	147	...	...	...	180	...
76	Madanapalle	In do.	2	...	...	...	...	...	15	1
		Out do.	465	...	163	...	...	...	319	...
77	Pullampet	In do.	...	...	...	...	...	...	...	...
		Out do.	188	...	122	...	1	...	179	...
78	Pilér	In do.	...	...	...	...	...	...	...	...
		Out do.	50	...	7	...	...	...	120	1
79	Proddutúr	In do.	...	...	...	...	...	...	...	...
		Out do.	98	...	163	...	27	...	186	...
80	Pulivendla	In do.	...	...	...	...	...	...	...	...
		Out do.	270	...	101	...	...	...	105	...
81	Ráyachóti	In do.	...	...	...	...	...	...	...	...
		Out do.	341	...	80	...	...	...	175	1
	GANJAM.									
82	Aska	In-patients	...	...	...	...	...	...	...	...
		Out do.	751	...	165	...	...	...	99	...
83	Berhampore	In do.	...	...	...	...	...	...	...	...
		Out do.	396	...	252	...	1	...	105	...
84	Calingapatam	In do.	...	...	...	...	...	...	...	...
		Out do.	231	...	69	...	...	...	71	1

STATISTICS—(*Continued*).

in the Dispensaries of the Madras Presidency during the year 1883—(Continued).

—(*Continued*).

—(*Continued*).

Diseases.

Number.	District and Dispensary.		Heart Diseases. Treated.	Heart Diseases. Died.	Dysentery. Treated.	Dysentery. Died.	Diarrhœa. Treated.	Diarrhœa. Died.	Worms. Treated.	Worms. Died.	Liver Diseases. Treated.	Liver Diseases. Died.	Spleen Diseases. Treated.	Spleen Diseases. Died.	Gonorrhœa and its Complications. Treated.	Gonorrhœa and its Complications. Died.
	CHINGLEPUT—(*Continued*).															
58	Tiruvallúr	In-patients	...	...	...	...	...	...	...	...	...	...	...	...	...	...
		Out do.	1	...	53	...	107	...	210	...	1	...	...	...	47	...
59	Uttramallur	In do.	...	...	...	...	...	...	...	...	...	...	...	...	...	...
		Out do.	...	...	5	...	12	...	40	...	...	...	...	...	4	...
	COIMBATORE.															
60	Aravakurchi	In-patients	...	...	...	...	...	...	...	...	...	...	...	...	...	...
		Out do.	...	...	13	...	26	...	12	...	3	...	13	...	38	...
61	Bhaváni	In do.	...	...	2	...	4	...	...	...	...	...	...	...	1	...
		Out do.	1	...	37	2	62	...	15	...	2	...	5	...	12	...
62	Coimbatore	In do.	8	2	29	4	26	9	..	...	4	...	12	1	23	1
		Out do.	28	...	435	...	558	...	619	...	68	...	102	...	463	...
63	Dhárapuram	In do.	1	...	7	2	2	1	...	...	...	...	...	...	1	...
		Out do.	5	1	99	...	92	2	539	...	18	...	22	...	71	...
64	Erode	In do.	1	1	7	1	2	1	...	...	...	...	2	...	...	...
		Out do.	...	...	70	...	69	...	42	...	17	...	51	...	27	...
65	Karúr	In do.	...	...	3	1	3	...	...	...	...	...	...	...	...	...
		Out do.	7	...	78	1	174	...	106	...	12	...	15	...	66	...
66	Kollegal	In do.	...	...	...	...	2	1	...	...	...	...	...	...	1	...
		Out do.	...	...	37	...	43	...	312	...	4	...	7	...	57	...
67	Mettupálaiyam	In do.	...	...	19	2	10	6	...	...	...	...	7	1	...	...
		Out do.	...	...	149	...	113	1	147	...	54	...	64	...	66	...
68	Palladam	In do.	...	...	1	...	...	...	...	...	...	...	...	...	...	...
		Out do.	...	...	21	...	25	...	14	...	1	...	1	...	39	...
69	Pollachi	In do.	5	1	17	7	11	5	...	...	1	1	16	...	16	...
		Out do.	34	...	122	...	223	...	441	...	26	...	101	...	296	...
70	Satyamangalam	In do.	...	...	8	3	...	...	...	...	...	...	...	...	3	...
		Out do.	...	...	113	1	64	1	9	...	...	...	5	...	71	...
71	Udamalpet	In do.	...	...	4	...	1	...	...	...	...	...	...	...	1	...
		Out do.	...	...	16	...	22	...	20	...	3	...	4	...	37	...
	CUDDAPAH.															
72	Badvél	In-patients	...	...	...	...	...	...	...	...	...	...	1	...	...	...
		Out do.	...	...	26	...	53	...	101	...	14	...	23	...	138	...
73	Cuddapah	In do.	1	...	8	2	4	1	1	...	...	...	...	...	21	2
		Out do.	23	...	175	...	194	...	144	...	34	...	503	...	244	...
74	Jammalamadugu	In do.	...	...	...	...	...	...	...	...	...	...	...	...	...	...
		Out do.	4	...	46	...	36	...	48	...	15	...	22	...	59	...
75	Kadiri	In do.	...	...	...	...	...	...	...	...	...	...	...	...	...	...
		Out do.	1	...	62	1	39	1	110	...	11	1	13	...	89	...
76	Madanapalle	In do.	1	...	8	1	7	...	1	...	2	1	12	...	27	...
		Out do.	...	...	70	...	62	...	53	...	27	...	51	...	166	...
77	Pullampet	In do.	...	...	...	...	...	...	...	...	...	...	...	...	...	...
		Out do.	7	...	43	...	34	...	2	...	1	...	...	...	176	...
78	Pilér	In do.	...	...	...	...	...	...	...	...	...	...	...	...	...	...
		Out do.	...	...	29	...	25	...	10	...	20	...	9	...	63	...
79	Proddutúr	In do.	...	...	...	...	1	...	...	...	...	...	...	...	...	...
		Out do.	...	...	25	...	73	...	24	...	4	...	12	...	99	...
80	Pulivendla	In do.	...	...	...	...	...	...	...	...	...	...	...	...	...	...
		Out do.	2	...	23	...	32	...	...	...	10	...	28	...	134	...
81	Ráyachóti	In do.	...	...	...	...	...	...	...	...	...	...	...	...	...	...
		Out do.	3	...	30	...	45	...	97	...	15	...	20	...	113	1
	GANJAM.															
82	Aska	In-patients	...	...	...	...	...	...	...	...	...	...	...	...	...	...
		Out do.	3	...	97	1	118	...	550	...	...	...	7	...	90	...
83	Berhampore	In do.	3	1	16	7	4	2	...	...	1	...	1	...	6	...
		Out do.	7	...	99	1	97	...	583	...	4	...	27	...	285	...
84	Calingapatam	In do.	...	...	...	...	...	...	...	...	...	...	...	...	...	...
		Out do.	...	...	35	1	58	...	174	...	2	...	4	...	56	...

(*Continued across on next page and downwards on page* 158.)

110

No. III.—*Statement showing the Diseases of the In-door and Out-door Patients treated in the Dispensaries of the Madras Presidency during the year* 1883—(Continued).

STATISTICS—(*Continued*).

Number.	District and Dispensary.		3 — Diseases — Local — Abscess, Boils, and Whitlow. Treated.	Abscess, Boils, and Whitlow. Died.	Skin Diseases. Treated.	Skin Diseases. Died.	Ulcer. Treated.	Ulcer. Died.	Labor, Premature, Natural, and Difficult. Treated.	Labor, Premature, Natural, and Difficult. Died.	4 — Total Number of In-door and Out-door Patients Treated in each Dispensary.	5 — Operations. Major.	Operations. Minor.
	CHINGLEPUT—(*Continued*).												
58	Tiruvallúr	In-patients	...	...	...	...	...	...	...	...	5,028	...	...
		Out do.	503	...	216	...	249	...	3	...		7	32
59	Uttramallur	In do.	...	...	...	...	...	...	...	...	1,391	...	...
		Out do.	164	...	65	...	147	...	...	...		1	11
	COIMBATORE.												
60	Aravakurchi	In-patients	...	...	...	...	...	...	...	...	1,280	...	...
		Out do.	52	...	140	...	99	...	1	...		...	41
61	Bhavání	In do.	5	...	2	...	4	...	1	...	4,874	...	...
		Out do.	509	...	541	..	670	...	3	...		3	308
62	Coimbatore	In do.	15	1	19	...	57	2	24	1	25,980	5	51
		Out do.	1,190	...	2,013	...	2,650	...	..	...		12	1,350
63	Dharapuram	In do.	3	...	1	...	7	...	2	...	5,653	1	5
		Out do.	318	...	378	...	563	1	6	..		16	273
64	Erode	In do.	6	...	...	...	21	2	...	...	7,779	1	1
		Out do.	472	..	863	...	1,416	...	...	...		14	509
65	Karúr	In do.	3	...	1	...	5	...	7	1	7,648	1	21
		Out do.	380	...	712	...	992	...	16	...		10	536
66	Kollegal	In do.	...	...	2	...	2	...	...	...	4,573	1	1
		Out do.	178	...	470	...	435	...	4	1		2	27
67	Mettupálaiyam	In do.	...	...	1	...	8	...	...	...	5,409	...	...
		Out do.	107	...	181	...	399	...	15	...		12	159
68	Palladam	In do.	1	...	1	...	3	...	...	..	1,877	...	...
		Out do.	71	...	208	...	271	...	...	...		...	32
69	Pollachi	In do.	16	...	21	...	26	...	15	...	14,381	20	17
		Out do.	645	...	1,407	...	1,729	...	18	1		74	440
70	Satyamangalam	In do.	3	...	...	...	16	2	1	...	5,631	...	2
		Out do.	285	...	293	...	722	1	...	...		24	116
71	Udamalpet	In do.	7	...	...	...	10	...	...	...	3,607	...	...
		Out do.	348	...	427	...	632	...	25	...		1	385
	CUDDAPAH.												
72	Badvél	In-patients	...	...	...	...	...	...	3	...	6,257	1	...
		Out do.	173	...	1,005	...	776	...	9	...		3	2
73	Cuddapah	In do.	6	1	27	...	33	3	7	...	15,768	...	...
		Out do.	232	...	632	...	1,175	...	32	...		...	...
74	Jammalamadugu	In do.	...	...	...	...	...	...	...	...	4,523	...	...
		Out do.	131	...	392	...	552	...	2	...		...	55
75	Kadiri	In do.	...	...	...	...	...	...	...	...	5,139	...	...
		Out do.	238	...	247	...	201	...	...	...		1	37
76	Madanapalle	In do.	9	1	19	...	14	...	8	...	7,407	12	2
		Out do.	129	...	472	...	313	...	21	...		2	116
77	Pullampet	In do.	...	...	...	...	...	...	...	...	4,574	...	...
		Out do.	128	...	305	...	763	...	3	...		...	4
78	Pilér	In do.	...	...	...	...	...	...	...	...	2,551	...	...
		Out do.	48	...	361	...	233	...	1	1		...	49
79	Proddutúr	In do.	...	...	...	...	1	...	...	...	4,777	...	...
		Out do.	74	...	553	...	326	...	...	...		3	25
80	Pulivendla	In do.	...	...	...	...	...	...	...	...	4,440	...	...
		Out do.	101	...	485	...	519	...	6	2		3	9
81	Ráyachóti	In do.	...	...	...	...	...	...	...	...	5,214	...	...
		Out do.	123	...	626	...	473	...	1	...		2	34
	GANJAM.												
82	Aska	In-patients	...	...	...	...	...	...	...	...	4,772	...	...
		Out do.	109	...	460	...	352	...	1	...		2	68
83	Berhampore	In do.	6	...	3	1	15	...	1	...	6,979	7	9
		Out do.	312	...	840	...	418	...	8	1		8	269
84	Calingapatam	In do.	...	...	...	...	...	...	...	...	2,744	...	...
		Out do.	82	...	451	...	202	...	1	...		...	97

—(*Continued*).

—(*Continued*).

Diseases—(*Continued*).

Number.	Other Local Diseases. Treated.	Other Local Diseases. Died.	Debility and Old Age. Treated.	Debility and Old Age. Died.	Poisons and Poisoned Wounds. Treated.	Poisons and Poisoned Wounds. Died.	Injuries. Treated.	Injuries. Died.
58	...	...	...	...	...	...	...	...
	1,298	...	59	...	71	...	332	...
59	...	...	...	...	...	...	...	...
	567	...	7	...	6	...	70	1
60	...	...	...	...	...	...	...	...
	158	...	31	...	4	...	86	...
61	3	...	2	...	...	...	10	1
	852	...	27	...	7	...	332	...
62	62	3	25	13	...	...	27	3
	4,902	...	376	...	116	...	1,037	...
63	5	...	...	...	...	...	13	1
	1,043	1	65	...	15	...	544	1
64	15	...	4	...	...	...	27	...
	863	...	48	...	...	...	323	...
65	4	1	2	...	...	...	9	2
	1,139	...	54	...	18	...	395	...
66	2	1	...	...	...	...	3	...
	863	...	14	...	2	...	215	...
67	4	...	1	...	...	...	7	1
	553	...	48	...	23	...	327	...
68	6	...	2	...	...	...	2	...
	309	...	17	...	5	...	86	...
69	81	6	7	2	2	1	17	1
	2,205	1	28	...	14	...	396	1
70	...	...	...	...	...	...	2	1
	868	...	...	...	...	...	212	1
71	2	...	1	...	...	...	19	...
	665	1	6	...	14	...	67	...
72	3	...	...	...	...	...	4	1
	1,270	1	177	...	106	...	205	4
73	66	8	7	2	7	1	33	4
	2,800	...	201	...	31	...	260	...
74	1	1	...	...	...	...	1	...
	1,071	...	46	...	108	...	302	...
75	...	...	...	...	...	...	...	...
	1,147	...	48	...	79	...	300	...
76	84	3	8	1	...	...	22	3
	2,082	6	135	1	17	...	223	...
77	1	...	...	...	...	...	3	1
	1,474	...	109	...	68	...	135	...
78	...	...	...	...	...	...	...	...
	708	2	14	...	88	...	137	...
79	...	...	...	...	...	...	1	...
	812	...	67	...	6	...	125	...
80	...	...	...	...	...	...	...	...
	696	1	21	...	17	...	102	1
81	...	...	...	...	...	...	...	...
	1,139	4	76	...	91	...	177	...
82	...	...	...	...	...	...	1	...
	970	1	41	...	4	...	206	...
83	21	1	3	...	1	1	17	...
	1,229	...	101	...	...	...	294	...
84	...	...	...	...	...	...	...	...
	724	...	39	...	4	...	89	...

(*Continued downwards on page* 160.)

DISPENSARY

No. III.—*Statement showing the Diseases of the In-door and Out-door Patients treated*

1	2									
										General
			Order A. Febrile or Zymotic Diseases.							
Number.	District and Dispensary.		Small-pox.		Malarious Fevers, Ague, and Remittent.		Cholera.		Other Diseases of this Order.	
			Treated.	Died.	Treated.	Died.	Treated.	Died.	Treated.	Died.
	GANJAM—(*Continued*).									
85	Chicacole	In-patients...	...	...	16	...	...	...	2	...
		Out do. ...	1	...	500	...	...	...	101	...
86	Ganjam	In do. ...	...	...	...	...	...	...	...	...
		Out do. ...	2	...	465	...	...	...	4	2
87	Gopálpur	In do. ...	...	...	...	...	...	...	...	...
		Out do. ...	1	...	558	1	...	...	17	...
88	Kimedi	In do. ...	...	...	10	...	...	...	...	...
		Out do. ...	...	...	1,873	7	...	...	3	...
89	Sómpet	In do. ...	...	...	...	...	...	...	...	...
		Out do. ...	...	...	266	...	...	...	48	...
90	Suradá	In do. ...	...	...	...	...	...	...	...	...
		Out do. ...	...	...	611	...	...	...	41	...
91	Tekkali-Raghunáthapuram	In do. ...	...	...	...	...	...	...	...	...
		Out do. ...	...	...	181	...	...	...	56	...
	GODÁVARI.									
92	Amalápuram	In-patients...	...	...	...	...	...	...	...	...
		Out do. ...	...	...	211	1	...	...	...	...
93	Bhadráchalam	In do. ...	...	...	...	...	...	...	...	...
		Out do. ...	...	...	393	5	...	...	...	...
94	Chintalapudi	In do. ...	...	...	...	...	...	...	...	...
		Out do. ...	...	...	708	...	...	...	...	...
95	Cocanada	In do. ...	1	...	12	...	...	...	3	1
		Out do. ...	...	...	481	...	...	...	1	...
96	Do. Seamen's Hospital	In do. ...	...	...	1	...	...	...	...	...
		Out do. ...	...	...	...	...	...	...	...	...
97	Dowlaishweram	In do. ...	...	...	...	...	...	...	...	...
		Out do. ...	...	...	238	...	...	...	...	...
98	Ellore	In do. ...	...	...	12	3	...	...	...	...
		Out do. ...	...	...	1,103	...	...	...	73	...
99	Narsápur	In do. ...	...	...	...	...	...	...	...	...
		Out do. ...	...	...	306	...	...	...	2	...
100	Peddápuram	In do. ...	...	...	...	...	...	...	...	...
		Out do. ...	...	...	287	...	...	...	65	...
101	Pithápuram	In do. ...	...	...	...	...	...	...	...	...
		Out do. ...	...	...	502	...	...	...	1	...
102	Rajahmundry	In do. ...	...	...	23	2	...	...	...	...
		Out do. ...	...	...	1,156	...	...	...	...	...
103	Rámachandrapuram	In do. ...	...	...	...	...	...	...	...	...
		Out do. ...	...	...	537	...	...	...	11	...
104	Sivacodu	In do. ...	...	...	...	...	...	...	...	...
		Out do. ...	...	...	132	...	...	...	3	...
105	Tállapúdi	In do. ...	...	...	...	...	...	...	...	...
		Out do. ...	...	...	175	...	...	...	...	...
106	Tuni	In do. ...	...	...	...	...	...	...	...	...
		Out do. ...	...	...	384	...	...	...	3	...
107	Tanuku	In do. ...	...	...	...	...	...	...	...	...
		Out do. ...	...	...	63	...	...	...	...	...
108	Yelaswaram	In do. ...	...	...	...	...	...	...	...	...
		Out do. ...	...	...	355	1	...	...	5	...
	KISTNA.									
109	Bezváda	In-patients...	...	...	12	...	...	...	...	...
		Out do. ...	...	...	1,063	...	...	...	32	...
110	Chellapalle	In do. ...	...	...	...	...	...	...	...	...
		Out do. ...	39	5	65	...	...	...	2	...
111	Chirala	In do. ...	...	...	...	...	...	...	...	...
		Out do. ...	4	1	448	2	...	...	3	...
112	Dáchepallo	In do. ...	...	...	...	...	...	...	...	...
		Out do. ...	...	...	907	...	...	...	5	...
113	Gudivádu	In do. ...	...	...	...	...	...	...	...	...
		Out do. ...	...	...	209	1	...	...	...	...

STATISTICS—(*Continued*).

in the Dispensaries of the Madras Presidency during the year 1883—(Continued).

3																		
Diseases.																		
Diseases.																		
Order B. Constitutional Diseases.																		
Rheumatic Affections.		Syphilitic Affections.		Scrofula.		Anæmia.		Leprosy.		Phthisis.		Dropsy.		Other Diseases of this Order.				
Treated.	Died.	Treated.	Died.	Treated.	Died.	Treated.	Died.	Treated.	Died.	Treated.	Died.	Treated.	Died.	Treated.	Died.			
29	1	12	...	1	...	9	...	...	...	3	2	5	2	7	...			
313	1	44	...	7	...	29	...	22	...	14	1	52	...	66	...			
...	...	...	...	...	...	...	...	...	...	...	...	...	...	...	...			
398	...	33	...	26	...	31	1	51	1	...	...	7	...	90	...			
...	...	...	...	...	...	...	...	...	...	...	...	...	...	...	...			
128	...	74	...	4	...	13	...	2	...	...	...	1	...	13	...			
4	...	15	...	2	1	10	1	2	...	1	1	13	6	2	1			
126	...	45	...	18	...	59	1	...	...	2	...	26	3	5	...			
...	...	...	...	...	...	...	...	...	...	...	...	...	...	...	...			
90	...	37	...	1	...	29	...	10	...	5	...	3	1	49	...			
...	...	...	...	...	...	...	...	...	...	...	...	...	...	...	...			
102	...	101	...	3	...	23	1	13	...	3	...	10	1	10	...			
...	...	...	...	...	...	...	...	...	...	...	...	...	...	...	...			
144	...	55	...	6	...	33	...	5	...	12	...	5	...	16	...			
...	...	...	...	...	...	...	...	...	...	...	...	...	...	...	...			
66	...	64	...	6	...	47	...	24	...	1	...	47	...	100	...			
...	...	...	...	...	...	...	...	...	...	...	...	...	...	...	...			
73	...	44	...	1	...	26	...	...	...	...	...	8	...	...	...			
...	...	...	...	...	...	...	...	...	...	...	...	...	...	...	...			
60	...	32	...	2	...	19	...	2	...	7	...	16	...	...	...			
33	1	44	...	2	...	12	...	9	...	4	3	16	5	11	1			
395	...	254	...	23	...	84	...	30	...	3	...	33	...	86	1			
2	...	...	...	...	...	...	...	...	...	...	...	1	...	...	...			
...	...	...	...	...	...	...	...	...	...	...	...	...	...	...	...			
...	...	...	...	...	...	...	...	...	...	...	...	...	...	...	...			
82	...	11	...	3	...	5	...	...	...	...	...	1	1	23	2			
8	1	20	3	...	...	2	...	...	...	...	...	17	4	2	...			
205	...	140	...	9	...	29	...	8	...	...	...	63	...	241	...			
...	...	...	...	...	...	...	...	...	...	...	...	...	...	...	...			
183	...	34	...	...	...	109	...	6	...	6	...	7	...	9	...			
...	...	...	...	...	...	...	...	...	...	...	...	...	...	...	...			
174	...	90	...	...	...	7	...	1	...	6	...	18	...	1	...			
...	...	...	...	...	...	...	...	...	...	...	...	...	...	...	...			
219	...	97	...	4	...	62	...	...	...	1	...	5	...	1	...			
13	...	25	1	1	...	1	1	2	1	4	1	21	11	1	...			
231	...	143	...	13	...	36	...	16	...	3	...	48	...	8	...			
...	...	...	...	...	...	...	...	...	...	...	...	...	...	...	...			
145	...	25	...	...	...	22	...	...	...	...	...	16	1	39	...			
...	...	...	...	...	...	...	...	...	...	...	...	...	...	...	...			
105	...	28	...	3	...	11	...	4	...	4	...	4	...	13	...			
...	...	...	...	...	...	...	...	...	...	...	...	...	...	...	...			
72	...	40	...	4	...	29	...	2	...	...	...	7	...	...	...			
...	...	...	...	...	...	...	...	...	...	...	...	...	...	...	...			
128	...	28	...	1	...	24	1	...	...	...	...	8	1	2	...			
...	...	...	...	...	...	...	...	...	...	...	...	...	...	...	...			
15	...	25	...	...	...	14	...	...	...	...	...	2	...	...	...			
...	...	...	...	...	...	...	...	...	...	...	...	...	...	...	...			
119	...	51	...	3	...	11	...	1	...	...	...	9	...	...	...			
7	...	9	2	1	...	2	...	...	...	...	...	3	1	...	...			
432	...	102	...	21	...	8	...	2	...	6	...	39	...	17	...			
...	...	...	...	...	...	...	...	...	...	...	...	...	...	...	...			
72	...	10	...	2	...	4	...	3	...	1	1	1	...	5	...			
...	...	...	...	...	...	...	...	...	...	...	...	...	...	...	...			
182	...	37	...	24	...	10	...	15	...	...	...	14	1	150	1			
...	...	...	...	...	...	...	...	...	...	...	...	...	...	...	...			
106	...	15	...	4	...	6	...	...	...	...	...	7	1	26	...			
...	...	...	...	...	...	...	...	...	...	...	...	...	...	...	...			
295	...	58	...	22	...	7	...	...	...	4	...	5	1	19	...			

(*Continued across on next page and downwards on page* 162.)

DISPENSARY

No. III.—*Statement showing the Diseases of the In-door and Out-door Patients treated*

Number.	District and Dispensary.		3							
			Diseases							
			Local							
			Ophthalmia.		Inflammation of the External Ear.		Goitre.		Respiratory Affections.	
			Treated.	Died.	Treated.	Died.	Treated.	Died.	Treated.	Died.
	GANJAM—(*Continued*).									
85	Chicacole	In-patients...	2	...	...	...	...	...	8	2
		Out do. ...	157	...	215	...	...	...	284	...
86	Ganjam	In do. ...	...	...	...	...	...	...	...	...
		Out do. ...	162	...	171	...	3	...	158	2
87	Gopálpur	In do. ...	...	...	...	...	...	...	...	...
		Out do. ...	493	...	144	...	...	...	82	1
88	Kimedi	In do. ...	...	...	...	...	...	...	6	...
		Out do. ...	1,301	...	15	...	...	...	155	1
89	Sómpet	In do. ...	...	...	...	...	...	...	...	...
		Out do. ...	225	...	132	...	...	...	99	...
90	Suradá	In do. ...	...	...	...	...	...	...	...	...
		Out do. ...	511	...	126	...	...	...	90	1
91	Tekkali-Raghunáthapuram ...	In do. ...	...	...	...	...	...	...	...	...
		Out do. ...	535	...	129	...	...	...	84	...
	GODÁVARI.									
92	Amalápuram	In-patients ..	...	...	...	...	...	...	...	...
		Out do. ...	57	...	120	...	...	...	100	...
93	Bhadráchalam	In do. ...	...	...	...	...	...	...	...	...
		Out do. ...	68	...	92	...	...	...	68	1
94	Chintalapudi	In do. ...	...	...	...	...	...	...	...	...
		Out do. ...	259	...	135	...	...	...	128	...
95	Cocanada	In do. ...	1	...	...	...	...	...	8	...
		Out do. ...	360	...	286	...	...	...	301	1
96	Do. Seamen's Hospital ...	In do. ...	..	...	...	...	...	...	1	1
		Out do. ...	...	...	...	...	...	...	...	...
97	Dowlaishweram	In do. ...	...	...	...	...	...	...	...	...
		Out do. ...	51	...	35	...	...	...	60	...
98	Ellore	In do. ...	1	...	...	...	...	...	5	...
		Out do. ...	66	...	320	...	...	...	245	...
99	Narsápur	In do. ...	...	...	...	...	...	...	...	...
		Out do. ...	170	...	360	...	...	...	116	...
100	Peddápuram	In do. ...	...	...	...	...	...	...	...	...
		Out do. ...	243	...	319	...	...	...	125	...
101	Pithápuram	In do. ...	...	...	...	...	...	...	...	...
		Out do. ...	93	...	176	...	...	...	158	..
102	Rajahmundry	In do. ...	1	...	...	...	...	...	8	...
		Out do. ...	550	...	442	...	1	...	269	....
103	Rámachandrapuram	In do. ...	...	...	...	...	...	...	...	...
		Out do. ...	275	...	43	...	1	...	232	1
104	Sírácodu	In do. ...	...	...	...	...	...	...	...	...
		Out do. ...	55	...	106	...	...	...	76	..
105	Tállapúdi	In do. ...	...	...	...	...	...	..	...	...
		Out do. ...	136	...	116	...	...	..	66	...
106	Tuni	In do. ...	...	...	...	...	...	...	...	...
		Out do. ...	118	...	167	...	...	...	98	1
107	Tanuku	In do. ...	...	...	...	...	...	..	...	...
		Out do. ...	24	...	80	...	...	..	27	...
108	Yelaswaram	In do. ...	...	...	...	...	...	...	...	...
		Out do. ...	40	...	43	...	...	...	86	1
	KISTNA.									
109	Bezvádá	In-patients...	1	...	...	...	...	...	6	2
		Out do. ...	105	...	272	...	...	...	220	...
110	Chellapalle	In do. ...	...	...	...	...	...	...	...	...
		Out do. ...	49	...	110	...	1	...	100	...
111	Chirala	In do. ...	...	...	...	...	...	...	...	...
		Out do. ...	60	1	165	...	...	...	112	1
112	Dáchepalle	In do. ...	...	...	...	...	...	...	...	...
		Out do. ...	866	...	108	...	...	...	87	...
113	Gudiváda	In do. ...	...	...	...	...	...	...	...	...
		Out do. ...	60	...	269	...	8	...	143	...

112.

STATISTICS—(*Continued*).

n the Dispensaries of the Madras Presidency during the year 1883—(Continued).

—(*Continued*).

—(*Continued*).

Diseases.

Heart Diseases.		Dysentery.		Diarrhœa.		Worms.		Liver Diseases.		Spleen Diseases.		Gonorrhœa and its Complications.	
Treated.	Died.	Treated.	Died.	Treated.	Died.	Treated.	Died.	Treated.	Died.	Treated.	Died.	Treated.	Died.
...	...	12	3	6	5	...	...	2	...	1	...	14	...
4	...	109	...	125	2	718	...	42	...	9	1	126	...
...	...	1	1	...	...	...	...	...	...	...	...	...	...
3	...	63	...	79	...	230	...	3	...	8	...	22	...
...	...	...	...	...	...	...	...	...	...	...	...	...	...
2	...	51	1	68	...	386	...	3	...	7	...	37	...
...	...	6	4	1	1	1	...	3	...	...	...	1	...
4	...	148	2	160	2	726	...	2	1	11	...	43	...
...	...	...	...	...	...	...	...	...	...	...	...	...	...
6	...	30	...	66	2	196	...	50	...	8	...	58	...
...	...	...	...	...	...	...	...	...	...	...	...	...	...
4	...	72	...	100	1	200	...	11	...	28	...	35	...
...	...	...	...	...	...	...	...	...	...	...	...	...	...
22	...	45	...	73	...	167	...	2	...	11	...	55	...
...	...	...	...	...	...	...	...	...	...	...	...	...	...
...	...	97	...	57	...	103	...	11	...	...	...	23	...
...	...	...	...	...	...	...	...	...	...	...	...	...	...
1	...	51	2	32	...	18	...	2	...	2	...	4	...
...	...	...	...	...	...	...	...	...	...	...	...	...	...
2	...	36	...	82	...	39	...	2	...	4	...	47	...
...	...	12	...	19	6	...	...	...	...	4	...	11	...
4	...	245	...	167	...	406	...	11	1	11	...	154	...
1	...	3	...	3	...	...	...	...	...	...	...	4	...
...	...	...	...	...	...	...	...	...	...	...	...	...	...
...	...	...	...	...	...	...	...	...	...	...	...	...	...
11	...	53	...	54	...	32	...	3	...	7	...	24	...
...	...	5	2	9	2	...	...	2	1	1	...	5	...
13	...	167	...	267	...	219	...	13	...	24	...	111	...
...	...	...	...	...	...	...	...	...	...	...	...	...	...
5	...	82	...	188	...	119	...	11	...	2	...	46	...
...	...	...	...	...	...	...	...	...	...	...	...	...	...
1	...	112	...	36	...	78	...	4	...	6	...	56	...
...	...	...	...	...	...	...	...	...	...	...	...	...	...
1	...	110	...	72	...	163	...	4	...	3	...	36	...
...	...	5	1	10	5	...	...	...	...	...	...	3	...
8	...	212	...	162	...	249	...	9	...	13	...	110	...
...	...	...	...	...	...	...	...	...	...	...	...	...	...
5	...	153	...	119	...	217	...	7	...	1	...	32	...
...	...	...	...	...	...	...	...	...	...	...	...	...	...
...	...	60	...	29	...	37	...	3	...	2	...	35	...
...	...	...	...	...	...	...	...	...	...	...	...	...	...
1	...	64	1	42	...	14	...	1	...	...	...	47	...
...	...	...	...	...	...	...	...	...	...	...	...	...	...
1	...	58	...	50	...	185	...	6	...	9	1	47	...
...	...	...	...	...	...	...	...	...	...	...	...	...	...
3	...	8	...	72	...	5	...	2	...	...	...	20	...
...	...	...	...	...	...	...	...	...	...	...	...	...	...
...	...	45	...	17	...	20	...	3	1	17	...	28	...
...	...	8	3	13	6	...	...	...	...	...	...	4	...
2	...	134	...	143	...	553	...	19	...	25	...	144	...
...	...	...	...	...	...	...	...	...	...	...	...	...	...
2	...	29	...	17	...	21	...	1	...	3	...	8	...
...	...	...	...	...	...	...	...	...	...	...	...	...	...
8	...	29	...	71	2	287	...	4	...	15	...	111	...
...	...	...	...	...	...	...	...	...	...	...	...	...	...
...	...	50	...	76	...	79	...	4	...	2	...	25	...
...	...	...	...	...	...	...	...	...	...	...	...	...	...
1	...	39	...	54	...	42	...	5	...	2	...	58	...

(*Continued across on next page and downwards on page* 164.)

DISPENSARY

No. III.—*Statement showing the Diseases of the In-door and Out-door Patients treated*

Number.	District and Dispensary.		3 Diseases Local: Abscess, Boils, and Whitlow. Treated.	Abscess, Boils, and Whitlow. Died.	Skin Diseases. Treated.	Skin Diseases. Died.	Ulcer. Treated.	Ulcer. Died.	Labor, Premature, Natural, and Difficult. Treated.	Labor, Premature, Natural, and Difficult. Died.
	GANJAM—(*Continued*).									
85	Chicacole	In-patients...	2	...	8	...	23	1	1	...
		Out do. ...	219	...	595	...	706	...	7	...
86	Ganjam	In do. ...	...	...	...	...	...	...	...	...
		Out do. ...	85	...	307	...	176	...	1	...
87	Gopálpur	In do. ...	...	...	...	...	...	...	...	...
		Out do. ...	97	...	382	...	171	...	1	...
88	Kimedi	In do. ...	2	...	5	...	21	...	1	...
		Out do. ...	78	...	453	...	168	...	2	1
89	Sómpot	In do. ...	...	...	...	...	...	...	...	...
		Out do. ...	117	1	479	...	271	...	6	1
90	Suradá	In do. ...	...	...	...	...	...	...	...	...
		Out do. ...	70	...	282	...	186	...	...	...
91	Tekkali-Raghunáthapuram	In do. ...	...	...	...	...	...	...	...	...
		Out do. ...	92	...	481	...	171	...	...	...
	GODÁVARI.									
92	Amaláپuram	In-patients...	...	...	...	...	...	...	...	...
		Out do. ...	50	...	198	...	182	...	2	1
93	Bhadráchalam	In do. ...	...	...	...	...	...	...	...	...
		Out do. ...	21	1	174	...	126	...	...	...
94	Chintalapudi	In do. ...	...	...	...	...	...	...	...	...
		Out do. ...	89	...	234	...	229	...	5	...
95	Cocanada	In do. ...	13	...	10	...	29	...	2	...
		Out do. ...	142	...	705	...	428	...	29	1
96	Do. . Seamen' Hospital	In do. ...	1	...	1	...	1	...	...	...
		Out do. ...	...	...	...	...	...	...	...	...
97	Dowlaishweram	In do. ...	...	...	...	...	...	...	...	...
		Out do. ...	70	...	29	...	55	...	3	1
98	Ellore	In do. ...	3	...	3	...	15	1	8	...
		Out do. ...	278	...	549	...	642	...	11	...
99	Narsápur	In do. ...	...	...	...	...	...	...	...	...
		Out do. ...	74	...	514	...	502	...	...	...
100	Peddápuram	In do. ...	...	...	...	...	...	...	...	...
		Out do. ...	128	...	609	...	310	...	...	...
101	Pithápuram	In do. ...	...	...	...	...	...	...	...	...
		Out do. ...	36	...	680	...	509	...	4	...
102	Rajahmundry	In do. ...	4	1	5	...	20	1	...	...
		Out do. ...	175	...	963	...	845	...	1	...
103	Rámachandrapuram	In do. ...	...	...	...	...	...	...	...	...
		Out do. ...	56	...	542	...	213	...	22	..
104	Sivacodu	In do. ...	...	...	...	...	...	...	...	...
		Out do. ...	30	...	267	...	160	...	...	...
105	Tallapúdi	In do. ...	...	...	...	...	...	...	...	...
		Out do. ...	157	...	95	...	94	...	1	...
106	Tuni	In do. ...	...	...	...	...	...	...	...	...
		Out do. ...	42	..	217	...	160	...	76	...
107	Tanuku	In do. ...	...	...	...	...	...	...	...	...
		Out do. ...	10	...	59	...	62	...	1	...
108	Yelaswaram	In do. ...	...	...	...	...	...	...	...	...
		Out do. ...	13	...	74	...	88	...	2	...
	KISTNA.									
109	Bezváda	In-patients...	3	...	3	...	11	2	...	...
		Out do. ...	474	...	821	...	474	...	12	...
110	Chellapalle	In do. ...	...	...	...	...	...	...	...	...
		Out do. ...	88	...	318	...	26	...	...	...
111	Chirala	In do. ...	...	...	...	...	...	...	...	...
		Out do. ...	125	...	405	...	117	...	2	...
112	Dáchepalle	In do. ...	...	..	...	...	...	...	...	...
		Out do. ...	166	...	298	...	108	...	1	...
113	Gudiváda	In do. ...	...	...	...	...	...	...	...	...
		Out do. ...	424	...	968	...	367	...	...	...

113.

STATISTICS—(*Continued*).

in the Dispensaries of the Madras Presidency during the year 1883—(Continued).

—(*Continued*). —(*Continued*). Diseases—(*Continued*). Other Local Diseases. Treated.	Other Local Diseases. Died.	Debility and Old Age. Treated.	Debility and Old Age. Died.	Poisons and Poisoned Wounds. Treated.	Poisons and Poisoned Wounds. Died.	Injuries. Treated.	Injuries. Died.	4 Total Number of In-door and Out-door Patients Treated in each Dispensary.	5 Operations. Major.	Operations. Minor.
30	3	16	2	...	...	41	1	7,014	4	4
1,979	4	63	...	5	...	252	...		2	106
...	...	...	...	...	...	3	1	3,726	...	..
990	1	37	...	5	...	118	2		1	67
...	...	...	...	...	...	...	...	3,843	...	...
882	...	8	...	1	...	217	...		4	90
31	1	32	4	1	...	19	3	7,111	10	13
1,272	...	93	9	2	...	132	...		...	62
...	...	...	...	...	...	...	...	3,034	...	...
614	2	55	1	1	...	92	...		...	104
...	...	...	...	...	...	...	...	3,874	...	...
1,033	1	17	...	8	...	184	1		...	84
...	...	...	...	...	...	...	...	3,242	...	...
791	...	15	...	1	...	55	1		...	40
...	...	...	...	...	...	...	...	2,317	...	...
545	...	63	...	23	...	120	2		7	24
...	...	...	...	...	...	...	...	1,884	...	...
628	...	2	...	7	...	43	...		...	15
...	...	...	...	...	...	...	...	2,916	...	...
639	...	69	...	3	...	68	...		...	90
102	13	18	1	2	...	26	2	7,926	36	21
2,526	2	115	...	...	...	242	...		25	420
4	...	...	...	...	...	6	...	29	...	2
...	...	...	...	...	...	...	...		...	...
...	...	...	...	...	...	...	...	1,546	...	...
610	2	27	2	5	1	54	...		...	...
10	...	13	...	1	...	33	1	6,539	5	...
1,201	...	166	...	30	...	171	...		28	239
...	...	...	...	...	...	...	...	3,933	...	...
871	...	6	...	11	...	194	...		...	23
...	...	...	...	...	...	...	...	3,821	...	...
940	...	51	...	11	...	143	...		6	130
...	...	...	...	...	...	...	...	4,116	...	...
1,054	...	51	...	16	...	58	...		3	41
17	1	12	3	...	...	23	2	7,920	14	2
1,725	...	165	...	8	...	160	...		9	312
...	...	...	...	...	...	...	...	4,295	...	...
1,283	1	71	1	22	1	206	...		...	61
...	...	...	...	...	...	...	...	1,868	...	...
553	...	52	...	31	...	65	...		...	37
...	...	...	...	...	...	...	...	1,847	...	...
548	...	1	...	3	...	132	2		...	127
...	...	...	...	...	...	...	...	2,563	...	...
634	5	28	...	9	...	80	...		...	33
...	...	...	...	...	...	...	...	712	...	...
179	...	8	...	7	...	26	...		1	10
...	...	...	...	...	...	...	...	1,504	...	...
424	...	15	...	3	...	32	1		4	14
13	3	12	...	...	...	19	1	7,460	12	...
1,618	...	188	...	36	...	371	...		...	139
...	...	...	...	...	...	...	...	1,542	...	...
485	...	12	...	15	...	53	...		...	105
...	...	...	...	...	...	...	...	3,193	...	...
561	1	161	...	29	...	104	1		7	204
...	...	...	...	...	...	...	...	3,762	...	...
656	...	32	...	31	...	97	...		...	37
...	...	...	...	...	...	...	...	4,049	...	...
692	1	24	...	40	...	234	...		3	119

(*Continued downwards on page* 166.)

No. III.—*Statement showing the Diseases of the In-door and Out-door Patients treated in the Dispensaries of the Madras Presidency during the year 1883*—(Continued).

1	2		3																					
			General Diseases.																					
			Order A. Febrile or Zymotic Diseases.								Order B. Constitutional Diseases.													
Number.	District and Dispensary.		Small-pox.		Malarious Fevers, Ague, and Remittent.		Cholera.		Other Diseases of this Order.		Rheumatic Affections.		Syphilitic Affections.		Scrofula.		Anæmia.		Leprosy.		Phthisis.		Dropsy.		Other Diseases of this Order.	
			Treated.	Died.	Treated.	Died.	Treated.	Died.	Treated.	Died.	Treated.	Died.	Treated.	Died.	Treated.	Died.	Treated.	Died.	Treated.	Died.	Treated.	Died.	Treated.	Died.	Treated.	Died.
	KISTNA—(*Continued*).																							
114	Guntúr	In-patients...	2	2	20	2	...	...	...	...	9	2	29	...	1	...	...	...	9	1	1	...	8	3	11	...
		Out do. ...	12	1	744	1	...	...	...	...	544	...	61	...	14	...	23	...	42	...	2	...	32	...	38	...
115	Jaggayapet	In do. ...	...	...	13	1	2	...	2	...	1	...	12	...	...	...	7	...	...	...	...	...	2	...	...	...
		Out do. ...	1	...	156	...	1	...	57	1	78	...	54	...	3	...	29	1	5	...	5	...	5	...	5	...
116	Karumpudy	In do. ...	...	...	...	...	...	...	...	...	...	...	...	...	...	...	...	...	...	...	...	...	...	...	...	...
		Out do. ...	...	...	673	...	...	...	12	...	61	...	33	...	3	...	6	...	5	...	2	...	9	...	55	...
117	Masulipatam	In do. ...	2	...	20	2	...	...	8	1	11	...	18	...	...	...	6	1	7	...	6	1	12	3	15	1
		Out do. ...	10	...	2,499	...	...	...	57	...	179	...	76	...	27	...	47	...	7	...	42	...	101	...	95	...
118	Narsaraopet	In do. ...	...	...	...	...	...	...	...	...	...	...	...	...	...	...	...	...	...	...	...	...	...	...	...	...
		Out do. ...	1	...	154	...	...	...	15	...	262	...	73	...	3	...	2	...	23	...	2	...	4	...	5	...
119	Núzvíd	In do. ...	...	...	...	...	...	...	...	...	...	...	...	...	...	...	...	...	...	...	...	...	...	...	...	...
		Out do. ...	...	...	341	...	...	...	...	...	89	...	46	...	...	...	36	...	3	...	1	...	20	...	13	...
120	Répalle	In do. ...	...	...	...	...	...	...	...	...	...	...	...	...	...	...	...	...	...	...	...	...	...	...	...	...
		Out do. ...	...	...	150	...	...	...	...	...	105	...	66	...	3	...	17	...	1	...	...	...	1	...	7	...
121	Sattenapalle	In do. ...	...	...	...	...	...	...	...	...	...	...	...	...	...	...	...	...	...	...	...	...	...	...	...	...
		Out do. ...	...	...	94	...	...	...	114	...	214	...	45	...	5	...	27	...	1	...	6	...	15	...	6	...
122	Tiruvúr	In do. ...	...	...	...	...	...	...	...	...	...	...	...	...	...	...	...	...	...	...	...	...	...	...	...	...
		Out do. ...	...	...	266	...	...	...	...	...	52	...	59	...	1	...	14	...	3	...	...	...	13	...	6	...
123	Tumercode	In do. ...	...	...	...	...	...	...	...	...	...	...	...	...	...	...	...	...	...	...	...	...	...	...	...	...
		Out do. ...	...	...	264	...	...	...	...	...	91	...	17	...	...	...	9	...	...	...	2	...	2	...	...	...
124	Vinukonda	In do. ...	...	...	...	...	...	...	...	...	...	...	...	...	...	...	...	...	...	...	...	...	...	...	...	...
		Out do. ...	6	...	742	...	...	...	...	...	138	...	38	...	4	...	62	...	5	...	1	...	6	...	4	...
	KURNOOL.																									
125	Atmakúr	In-patients...	...	...	...	...	...	...	...	...	...	...	...	...	...	...	...	...	...	...	...	...	...	...	...	...
		Out do. ...	...	...	954	1	...	...	32	...	217	...	57	...	1	...	...	...	1	...	7	...	13	3	6	...
126	Cumbum	In do. ...	...	...	11	...	...	...	...	...	11	...	1	...	...	...	4	1	6	...	2	2	2	1	2	...
		Out do. ...	...	...	3,971	29	...	...	...	...	243	...	86	...	2	...	10	...	1	...	4	...	11	2	107	...
127	Koilkuntla	In do. ...	...	...	...	...	...	...	...	...	...	...	...	...	...	...	...	...	...	...	...	...	...	...	...	...
		Out do. ...	...	...	931	1	...	...	3	...	82	...	31	...	4	...	14	...	4	...	1	...	4	...	3	...
128	Kurnool	In do. ...	...	...	7	1	...	...	...	...	10	...	10	...	...	...	1	...	4	...	3	3	7	5	24	2
		Out do. ...	...	...	2,716	...	...	...	189	...	524	...	66	...	19	...	8	...	11	...	6	2	8	1	130	...
129	Márkápur...	In do. ...	...	...	...	...	...	...	...	...	...	...	...	...	...	...	...	...	...	...	...	...	...	...	...	...
		Out do. ...	...	...	415	...	...	...	40	...	50	...	19	...	...	...	8	...	3	...	3	...	10	...	79	...
130	Nandyál	In do. ...	...	...	7	...	...	...	...	...	5	...	4	...	...	...	...	...	...	...	2	1	4	2	...	...
		Out do. ...	...	...	3,212	2	...	...	14	...	342	...	43	...	...	...	3	...	...	...	10	...	17	...	1	...
131	Pattikonda	In do. ...	...	...	...	...	...	...	...	...	...	...	...	...	...	...	...	...	...	...	...	...	...	...	...	...
		Out do. ...	...	...	198	...	...	...	16	...	64	...	11	...	2	...	3	...	...	...	1	...	1	...	...	...
132	Sirvel	In do. ...	...	...	...	...	...	...	...	...	...	...	...	...	...	...	...	...	...	...	...	...	...	...	...	...
		Out do. ...	...	...	1,322	...	...	...	...	...	48	...	44	...	2	...	15	...	...	...	2	...	2	...	11	...
	MADRAS.																									
133	Black Town, North Side	In-patients...	...	...	...	...	...	...	...	...	...	...	...	...	...	...	...	...	...	...	...	...	...	...	...	...
		Out do. ...	...	...	852	...	...	...	16	...	502	...	110	...	23	...	39	...	...	...	7	...	7	...	168	...
134	Do. Medical Mission	In do. ...	...	...	...	...	...	...	...	...	...	...	...	...	...	...	...	...	...	...	...	...	...	...	...	...
		Out do. ...	12	...	490	...	7	...	1,143	...	688	...	291	...	67	...	52	...	65	...	25	...	14	...	91	...
135	Eye Infirmary	In do. ...	...	...	...	...	...	...	...	...	...	...	...	...	...	...	...	...	...	...	...	...	...	...	...	...
		Out do. ...	...	...	...	...	...	...	...	...	...	...	...	...	...	...	...	...	...	...	...	...	...	...	...	...
136	General Hospital	In do. ...	43	3	236	6	11	7	16	2	85	...	198	5	18	...	57	2	7	...	146	23	7	2	56	8
		Out do. ...	6	...	2,051	...	1	...	101	...	1,202	...	1,001	...	92	...	187	...	56	...	81	...	32	...	69	...
137	Leper Hospital	In do. ...	...	...	...	...	...	...	...	...	...	...	...	...	...	...	...	...	227	39	...	...	...	...	...	...
		Out do. ...	...	...	...	...	...	...	...	...	...	...	...	...	...	...	...	...	14	1	...	...	...	...	...	...
138	Lying-in Hospital and Female Dispensary at Egmore.	In do. ...	...	...	...	...	...	...	...	...	...	...	...	...	...	...	...	...	...	...	...	...	...	...	...	...
		Out do. ...	...	...	211	...	...	...	2,120	1	774	...	24	...	29	...	249	...	...	...	25	1	29	...	...	...
139	Native Infirmary	In do. ...	23	3	142	6	5	4	30	1	124	1	86	2	8	1	17	2	...	...	21	14	49	26	18	4
		Out do. ...	...	...	...	...	...	...	...	...	...	...	...	...	...	...	...	...	...	...	...	...	...	...	...	...
140	Ramasawmy Lying-in Hospital ...	In do. ...	Statistics are included in Native Infirmary.																							
		Out do. ...																								
141	Triplicane	In do. ...	3	...	71	...	15	9	6	1	41	...	31	...	7	...	10	...	1	...	15	2	11	2	3	...
		Out do. ...	10	...	2,048	...	96	25	68	...	1,445	...	174	...	112	...	139	...	41	...	50	...	151	...	164	...
142	Women and Children Hospital, Madras.	In do. ...	24	3	45	5	3	2	142	6	57	1	34	...	3	...	17	1	...	...	42	8	22	5	106	9
		Out do. ...	...	...	...	...	...	...	...	...	...	...	...	...	...	...	...	...	...	...	...	...	...	...	...	...

(*Continued across on next page and downwards on page* 168.)

STATISTICS—(*Continued*).

DISPENSARY

No. III.—*Statement showing the Diseases of the In-door and Out-door Patients treated*

Number.	District and Dispensary.		3 Diseases Local Ophthalmia. Treated.	Ophthalmia. Died.	Inflammation of the External Ear. Treated.	Inflammation of the External Ear. Died.	Goitre. Treated.	Goitre. Died.	Respiratory Affections. Treated.	Respiratory Affections. Died.
	KISTNA—(*Continued*).									
114	Guntúr	In-patients	1	...	...	...	...	...	6	3
		Out do.	162	...	540	...	3	...	326	...
115	Jaggayapet	In do.	...	...	...	...	...	...	2	...
		Out do.	31	...	77	...	...	...	64	...
116	Karumpudy	In do.	...	...	...	...	...	...	...	...
		Out do.	570	...	79	...	...	...	108	...
117	Masulipatam	In do.	...	...	5	...	...	...	8	...
		Out do.	17	...	67	...	...	...	292	...
118	Narsaraopet	In do.	...	...	...	...	...	...	...	...
		Out do.	89	...	102	...	...	...	129	...
119	Nózvíd	In do.	...	...	...	...	...	...	...	...
		Out do.	7	...	55	...	...	...	116	...
120	Répalle	In do.	...	...	...	...	...	...	...	...
		Out do.	25	...	130	...	...	...	97	...
121	Sattenapalle	In do.	...	...	...	...	...	...	...	...
		Out do.	4	...	80	...	...	...	81	...
122	Tiruvúr	In do.	...	...	...	...	...	...	...	...
		Out do.	157	...	94	...	...	...	60	...
123	Tumercode	In do.	...	...	...	...	...	...	...	...
		Out do.	641	...	90	...	...	...	41	...
124	Vinukonda	In do.	...	...	...	...	...	...	...	...
		Out do.	614	...	261	...	...	...	48	...
	KURNOOL.									
125	Atmakúr	In-patients	...	...	...	...	...	...	...	...
		Out do.	...	...	102	...	...	...	194	...
126	Cumbum	In do.	1	...	...	...	...	...	5	...
		Out do.	346	...	403	...	...	...	375	3
127	Koilkuntla	In do.	...	...	...	...	...	...	...	...
		Out do.	220	...	59	...	7	...	89	...
128	Kurnool	In do.	10	...	...	...	...	...	4	...
		Out do.	487	...	327	...	...	...	360	1
129	Márkápur	In do.	...	...	...	...	...	...	...	...
		Out do.	236	...	55	...	...	...	96	...
130	Nandyál	In do.	...	...	...	...	...	...	1	...
		Out do.	698	...	252	...	...	...	417	...
131	Pattikonda	In do.	...	...	...	...	...	...	...	...
		Out do.	688	...	81	...	...	...	44	...
132	Sirvel	In do.	...	...	...	...	...	...	...	...
		Out do.	104	...	66	...	...	...	81	...
	MADRAS.									
133	Black Town, North Side	In-patients	...	...	...	...	...	...	...	...
		Out do.	17	...	1,429	...	...	...	713	...
134	Do. Medical Mission	In do.	...	...	...	...	...	...	...	...
		Out do.	1,129	...	965	...	3	...	966	...
135	Eye Infirmary	In do.	606	...	...	...	...	...	...	...
		Out do.	3,745	...	...	...	...	...	...	...
136	General Hospital	In do.	2	...	4	...	...	...	192	19
		Out do.	40	...	1,931	...	...	...	1,384	...
137	Leper Hospital	In do.	...	...	...	...	...	...	...	...
		Out do.	...	...	...	...	...	...	...	...
138	Lying-in Hospital and Female Dispensary at Egmore.	In do.	...	...	...	...	...	...	...	...
		Out do.	51	...	1,062	...	2	...	4,531	7
139	Native Infirmary	In do.	...	...	1	...	...	...	80	9
		Out do.	...	...	...	...	...	...	...	...
140	Ramasawmy Lying-in Hospital	In do.	Statistics are							
		Out do.								
141	Triplicane	In do.	2	...	...	...	...	...	36	4
		Out do.	60	...	948	...	...	...	572	...
142	Women and Children Hospital, Madras	In do.	1	...	...	...	3	...	157	11
		Out do.	...	...	...	...	...	...	...	...

115

STATISTICS—(*Continued*).

in the Dispensaries of the Madras Presidency during the year 1883—(Continued).

—(*Continued*).

—(*Continued*).

Diseases.

Number.	District and Dispensary.		Heart Diseases. Treated.	Heart Diseases. Died.	Dysentery. Treated.	Dysentery. Died.	Diarrhœa. Treated.	Diarrhœa. Died.	Worms. Treated.	Worms. Died.	Liver Diseases. Treated.	Liver Diseases. Died.	Spleen Diseases. Treated.	Spleen Diseases. Died.	Gonorrhœa and its Complications. Treated.	Gonorrhœa and its Complications. Died.
	KISTNA—(*Continued*).															
114	Guntúr	In-patients	1	...	4	...	2	...	1	...	3	...	1	...	12	...
		Out do.	2	...	111	...	172	...	375	...	3	...	10	...	136	...
115	Jaggayapet	In do.	1	...	2	...	2	...	...	...	1	...	...	...	7	...
		Out do.	1	...	25	...	33	...	25	...	12	...	7	...	61	...
116	Karumpudy	In do.	...	...	...	...	...	...	...	...	...	...	...	...	...	...
		Out do.	...	...	39	...	43	...	69	...	6	...	4	...	36	...
117	Masulipatam	In do.	4	...	9	2	14	2	8	...	...	...	4	...	9	...
		Out do.	61	...	249	...	218	...	161	...	4	...	8	...	298	...
118	Narsaraopet	In do.	...	...	...	...	...	...	...	...	...	...	...	...	...	...
		Out do.	2	...	27	...	33	...	83	...	4	...	3	...	42	...
119	Nózvíd	In do.	...	...	...	...	...	...	...	...	...	...	...	...	...	...
		Out do.	1	...	27	...	22	...	20	...	2	...	15	...	43	...
120	Répalle	In do.	...	...	...	...	...	...	...	...	...	...	...	...	...	...
		Out do.	...	...	34	...	40	...	6	...	...	...	...	...	33	...
121	Sattenapalle	In do.	...	...	...	...	...	...	...	...	...	...	...	...	...	...
		Out do.	2	...	23	...	36	...	116	...	5	...	11	...	42	...
122	Tiruvúr	In do.	...	...	...	...	...	...	...	...	...	...	...	...	...	...
		Out do.	2	...	16	...	21	...	11	...	3	...	14	...	72	...
123	Tumercode	In do.	...	...	...	...	...	...	...	...	...	...	...	...	...	...
		Out do.	...	...	20	...	28	...	76	...	4	...	2	...	15	...
124	Vinukonda	In do.	...	...	...	...	...	...	...	...	...	...	...	...	...	...
		Out do.	...	...	172	...	138	...	243	...	10	...	2	...	57	...
	KURNOOL.															
125	Atmakúr	In-patients	...	...	...	...	...	...	...	...	...	...	...	...	...	...
		Out do.	...	...	26	...	52	...	195	...	...	...	27	...	40	...
126	Cumbum	In do.	...	...	8	3	3	...	...	...	...	...	4	...	5	...
		Out do.	...	...	256	7	238	3	589	...	4	...	76	...	108	...
127	Koilkuntla	In do.	...	...	...	...	...	...	...	...	...	...	...	...	...	...
		Out do.	3	...	32	...	18	...	8	...	3	...	19	...	47	...
128	Kurnool	In do.	1	1	3	1	7	2	...	...	1	...	3	...	6	...
		Out do.	12	...	112	...	97	...	694	...	15	...	68	...	53	...
129	Márkápur	In do.	...	...	...	...	...	...	...	...	...	...	...	...	...	...
		Out do.	...	...	26	...	39	...	110	...	1	...	8	...	81	...
130	Nandyál	In do.	...	...	2	1	2	...	...	...	...	...	3	1	1	...
		Out do.	...	...	100	...	428	...	455	...	12	...	55	...	46	...
131	Pattikonda	In do.	...	...	...	...	...	...	...	...	...	...	...	...	...	...
		Out do.	...	...	15	...	26	...	5	...	3	...	...	...	24	...
132	Sirvel	In do.	...	...	...	...	...	...	...	...	...	...	...	...	...	...
		Out do.	...	...	13	...	39	...	162	...	9	...	16	...	21	...
	MADRAS.															
133	Black Town, North Side	In-patients	...	...	...	...	...	...	...	...	...	...	...	...	...	...
		Out do.	...	...	235	...	227	...	625	...	14	...	16	...	179	...
134	Do. Medical Mission	In do.	...	...	...	...	...	...	...	...	...	...	...	...	...	...
		Out do.	12	...	256	...	437	...	291	...	38	...	34	...	86	...
135	Eye Infirmary	In do.	...	...	...	...	...	...	...	...	...	...	...	...	...	...
		Out do.	...	...	...	...	...	...	...	...	...	...	...	...	...	...
136	General Hospital	In do.	52	6	100	5	87	5	10	...	137	16	33	5	207	13
		Out do.	69	...	483	...	569	...	2,156	...	121	...	72	...	1,311	...
137	Leper Hospital	In do.	...	...	...	...	...	...	...	...	...	...	...	...	...	...
		Out do.	...	...	...	...	...	...	...	...	...	...	...	...	...	...
138	Lying-in Hospital and Female Dispensary at Egmore.	In do.	...	...	...	...	...	...	...	...	...	...	...	...	...	...
		Out do.	9	1	1,030	...	1,169	4	3,248	...	2	...	38	...	...	...
139	Native Infirmary	In do.	5	2	117	29	187	94	6	...	2	1	9	1	39	...
		Out do.	...	...	...	...	...	...	...	...	...	...	...	...	...	...
140	Ramasawmy Lying-in Hospital	In do.	included in Native Infirmary.													
		Out do.														
141	Triplicane	In do.	11	1	36	4	62	14	9	1	6	1	7	1	16	...
		Out do.	18	...	269	...	307	...	1,160	...	54	...	40	...	148	...
142	Women and Children Hospital, Madras	In do.	25	11	78	9	97	10	17	...	16	3	13	...	386	10
		Out do.	...	...	...	...	...	...	...	...	...	...	...	...	...	...

(*Continued across on next page and downwards on page* 170.)

No. III.—*Statement showing the Diseases of the In-door and Out-door Patients treated in the Dispensaries of the Madras Presidency during the year* 1883—(Continued).

STATISTICS—(*Continued*).

Number.	District and Dispensary.		3 — Diseases — Local — Abscess, Boils, and Whitlow. Treated.	Abscess, Boils, and Whitlow. Died.	Skin Diseases. Treated.	Skin Diseases. Died.	Total. Treated.	Total. Died.	Labor, Premature, Natural and Difficult. Treated.	Labor, Premature, Natural and Difficult. Died.	4 — Total Number of In-door and Out-door Patients Treated in each Dispensary.	5 — Operations. Major.	Operations. Minor.	Other Local Diseases. Treated.	Other Local Diseases. Died.	Debility and Old Age. Treated.	Debility and Old Age. Died.	Poisons and Poisoned Wounds. Treated.	Poisons and Poisoned Wounds. Died.	Injuries. Treated.	Injuries. Died.
	KISTNA—(*Continued*).																				
114	Guntúr	In-patients	10	1	12	1	22	...	8	1	8,613	23	25	48	8	42	4	...	...	35	2
		Out do.	377	...	1,240	...	788	...	11	...		1	487	1,994	1	205	...	...	...	348	...
115	Jaggayapet	In do.	2	...	...	...	12	...	1	...	2,025	...	4	23	...	21	2	...	...	6	...
		Out do.	48	...	88	...	184	..	4	...		3	39	637	...	126	1	9	1	75	1
116	Karumpudy	In do.	...	...	...	...	...	...	...	...	2,626	...	...	...	...	...	...	...	...	...	...
		Out do.	105	...	239	...	69	...	1	...		...	46	225	...	30	...	70	...	74	...
117	Masulipatam	In do.	10	...	15	...	16	...	4	1	7,528	22	10	10	...	8	...	4	1	6	1
		Out do.	299	...	965	...	72	...	31	...		...	207	908	...	151	...	47	...	301	...
118	Narsaraopet	In do.	...	...	...	...	...	...	...	...	3,006	...	...	...	...	...	...	...	...	...	...
		Out do.	144	...	389	...	293	...	10	...		5	86	876	...	53	...	50	...	133	...
119	Núzvíd	In do.	...	...	...	...	...	...	...	...	1,585	...	...	...	...	...	...	...	...	...	...
		Out do.	42	...	196	...	101	...	...	...		...	51	346	...	12	...	2	...	29	...
120	Répalle	In do.	...	...	...	...	...	...	...	...	2,528	...	...	...	...	...	...	...	...	...	...
		Out do.	143	...	550	...	281	...	3	...		1	...	667	...	62	...	2	...	105	...
121	Sattenapalle	In do.	...	...	...	...	...	...	...	...	2,582	...	...	...	...	...	...	...	...	...	...
		Out do.	81	...	511	...	122	...	...	...		...	8	743	...	17	...	40	...	141	...
122	Tiruvúr	In do.	...	...	...	...	...	...	...	...	1,748	...	...	...	...	...	...	...	...	...	...
		Out do.	53	...	181	...	211	...	...	...		3	38	353	...	21	...	9	...	56	...
123	Tumercode	In do.	...	...	...	...	...	...	...	...	2,473	...	...	...	...	...	...	...	...	...	...
		Out do.	66	...	215	...	418	1	...	...		...	37	373	...	3	...	26	...	70	...
124	Vinukonda	In do.	...	...	...	...	...	...	...	...	3,948	...	...	...	...	...	...	...	...	...	...
		Out do.	308	...	293	...	250	...	2	...		...	178	502	...	5	...	12	...	25	...
	KURNOOL.																				
125	Atmakúr	In-patients	...	...	...	...	...	...	...	...	4,913	...	...	...	...	...	...	...	...	...	...
		Out do.	92	...	961	...	493	...	...	...		10	8	982	...	56	1	131	...	274	...
126	Cumbum	In do.	4	...	16	...	37	4	2	1	8,701	...	13	31	1	21	4	2	1	26	...
		Out do.	156	...	208	...	328	...	...	...		...	130	755	7	75	...	33	1	112	...
127	Koilkuntla	In do.	...	...	...	...	...	...	...	...	2,704	...	...	...	...	...	...	...	...	...	...
		Out do.	56	...	128	...	308	...	...	...		...	...	403	...	8	...	121	...	98	...
128	Kurnool	In do.	2	1	11	...	12	...	10	4	9,572	37	4	26	3	8	...	1	...	52	...
		Out do.	194	...	345	...	874	...	8	1		24	112	1,474	...	125	...	47	...	380	...
129	Márkápur	In do.	...	...	...	...	...	...	...	...	2,124	...	...	...	...	...	...	...	...	...	...
		Out do.	48	...	130	...	177	...	4	2		11	62	341	2	8	...	91	...	46	...
130	Nandyál	In do.	1	...	5	...	12	...	1	1	9,028	1	...	1	...	11	4	3	1	8	1
		Out do.	164	...	461	...	660	...	...	...		1	...	1,326	...	22	...	1	...	216	...
131	Pattikonda	In do.	...	...	...	...	...	...	...	...	2,029	...	...	...	...	...	...	...	...	...	...
		Out do.	52	...	220	...	196	...	...	...		...	13	193	...	2	...	52	...	132	...
132	Sirvel	In do.	...	...	...	...	...	...	...	...	3,479	...	...	...	...	...	...	...	...	...	...
		Out do.	42	...	202	...	361	...	...	...		...	3	739	...	27	...	25	...	126	...
	MADRAS.																				
133	Black Town, North Side	In-patients	...	...	...	...	...	...	...	...	11,476	...	...	...	...	...	...	...	...	...	...
		Out do.	948	...	966	...	738	...	...	...		43	350	2,247	...	272	...	279	...	947	...
134	Do. Medical Mission	In do.	...	...	...	...	...	...	...	...	14,770	...	...	...	...	...	...	...	...	...	...
		Out do.	522	...	790	...	746	...	13	...		1	647	5,019	...	99	...	13	...	376	...
135	Eye Infirmary	In do.	...	...	...	...	...	...	...	...	4,851	450	14	...	...	...	...	...	...	...	...
		Out do.	...	...	...	...	...	...	...	...		87	148	...	...	...	...	...	...	...	...
136	General Hospital	In do.	132	6	91	...	69	...	...	...	30,206	93	165	724	43	69	4	29	...	264	7
		Out do.	1,189	...	1,990	...	1,072	...	...	...		...	1,119	7,523	...	404	...	13	...	1,386	...
137	Leper Hospital	In do.	...	...	...	...	...	...	...	...	341	...	...	...	...	...	...	...	...	...	...
		Out do.	...	...	...	...	...	...	...	...		...	...	...	...	...	...	...	...	...	...
138	Lying-in Hospital and Female Dispensary at Egmore.	In do.	...	...	...	...	...	...	1,607	43	23,359	2	...	326	7	...	...	...	...	...	...
		Out do.	403	1	956	...	305	...	...	...		...	248	4,467	6	185	...	1	...	286	...
139	Native Infirmary	In do.	50	2	59	..	203	5	452	14	2,775	91	65	356	31	279	59	17	...	391	14
		Out do.	...	...	...	...	...	...	...	...		...	...	...	...	...	...	...	...	...	...
140	Ramasamy Lying-in Hospital	In do.	Statistics are included in Native Infirmary.																		
		Out do.																			
141	Triplicane	In do.	44	...	35	...	35	...	...	...	15,560	6	8	201	11	17	1	1	...	132	2
		Out do.	613	...	1,073	...	314	...	...	...		...	283	3,797	1	53	...	133	...	634	...
142	Women and Children Hospital, Madras.	In do.	77	...	32	2	52	2	...	...	1,996	126	78	253	24	121	2	4	...	169	2
		Out do.	...	...	...	...	...	...	...	...		...	...	...	...	...	...	...	...	...	...

(*Continued downwards on page* 172.)

117

DISPENSARY STATISTICS—(*Continued*).

No. III.—*Statement showing the Diseases of the In-door and Out-door Patients treated in the Dispensaries of the Madras Presidency during the year* 1883—(Continued).

1	2		3																											
			General Diseases.																											
			Order A. Febrile or Zymotic Diseases.								Order B. Constitutional Diseases.																			
Number.	District and Dispensary.		Small-pox.		Malarious Fevers, Ague, and Remittent.		Cholera.		Other Diseases of this Order.		Rheumatic Affections.		Syphilitic Affections.		Scrofula.		Anæmia.		Leprosy.		Phthisis.		Dropsy.		Other Diseases of this Order.	
			Treated.	Died.	Treated.	Died.	Treated.	Died.	Treated.	Died.	Treated.	Died.	Treated.	Died.	Treated.	Died.	Treated.	Died.	Treated.	Died.	Treated.	Died.	Treated.	Died.	Treated.	Died.	Treated.	Died.
	MADURA.																													
143	Aruppukóta	In-patients	...	...	...	...	...	...	...	...	...	...	...	...	...	...	...	...	...	...	...	...	...	...	...	...	...	...	...	...
		Out do.	...	...	143	...	113	...	1	...	241	...	107	...	11	...	38	...	15	...	2	...	8	...	160	...	...	...	...	...
144	Buttagundu	In do.	...	...	...	...	...	...	...	...	...	...	...	...	...	...	...	...	...	...	...	...	...	...	...	...	...	...	...	...
		Out do.	...	...	116	...	96	...	325	...	100	...	167	...	12	...	119	...	13	...	1	...	23	...	11	...	...	...	...	...
145	Bodináyakanúr	In do.	...	...	...	...	...	...	...	...	...	...	...	...	...	...	...	...	...	...	...	...	...	...	...	...	...	...	...	...
		Out do.	...	...	1,127	...	...	...	8	...	368	...	439	...	1	...	155	...	2	...	2	...	10	...	83	...	...	...	...	...
146	Devakóta	In do.	...	...	3	...	...	...	...	...	1	...	4	...	...	...	...	...	...	...	1	...	2	...	...	...	...	...	...	...
		Out do.	3	...	68	...	...	...	...	...	469	...	64	...	9	...	3	...	...	...	5	...	13	...	1	...	...	...	...	...
147	Dindigul	In do.	2	...	61	...	...	...	...	...	19	...	7	...	...	...	20	...	...	...	2	...	3	...	...	...	...	...	...	...
		Out do.	4	...	1,166	...	67	11	...	...	347	...	177	...	27	...	250	...	62	...	4	...	44	...	...	...	...	...	...	...
148	Kamudy	In do.	...	...	...	...	...	...	...	...	...	...	...	...	...	...	...	...	...	...	...	...	...	...	...	...	...	...	...	...
		Out do.	...	...	119	...	142	...	...	...	66	...	54	...	18	...	23	...	2	...	2	...	17	...	...	...	...	...	...	...
149	Kodaikánal	In do.	...	...	...	...	...	...	...	...	...	...	...	...	...	...	...	...	...	...	...	...	...	...	...	...	...	...	...	...
		Out do.	...	...	107	...	...	...	116	...	91	...	28	...	1	...	8	...	...	...	3	...	2	...	66	...	...	...	...	...
150	Madura	In do.	4	...	26	2	14	6	...	...	18	...	46	2	5	...	16	3	8	1	1	...	24	2	...	...	...	...	...	...
		Out do.	...	...	1,902	...	129	55	...	...	1,803	...	540	...	107	...	170	...	80	...	3	...	124	...	...	...	...	...	...	...
151	Mána Madura	In do.	...	...	...	...	...	...	...	...	...	...	...	...	...	...	...	...	...	...	...	...	...	...	...	...	...	...	...	...
		Out do.	...	...	255	...	14	...	208	...	370	...	259	...	13	...	123	...	8	...	14	...	25	...	410	...	...	...	...	...
152	Melúr	In do.	...	...	...	...	...	...	...	...	...	...	...	...	...	...	...	...	...	...	...	...	...	...	...	...	...	...	...	...
		Out do.	2	...	265	...	54	...	...	...	162	...	46	...	7	...	36	...	1	...	...	...	11	...	120	...	...	...	...	...
153	Palni	In do.	...	...	19	...	...	...	...	...	2	...	11	1	...	...	8	...	...	...	1	...	6	1	1	...	...	...	...	...
		Out do.	...	...	452	...	341	...	...	...	300	...	276	...	11	...	118	...	1	...	3	...	15	...	6	...	...	...	...	...
154	Pámban	In do.	...	...	13	...	...	...	1	...	6	...	9	...	2	...	2	1	...	...	...	...	5	...	3	...	...	...	...	...
		Out do.	...	...	1,376	1	...	...	12	...	219	1	45	...	7	...	7	...	13	...	...	...	24	1	14	...	...	...	...	...
155	Paramakudi	In do.	...	...	...	...	...	...	1	...	4	...	1	...	...	...	1	1	...	...	...	...	6	1	2	...	...	...	...	...
		Out do.	1	...	392	...	39	7	69	...	890	...	279	...	22	...	4	...	5	...	...	...	34	...	94	...	...	...	...	...
156	Periyakulam	In do.	...	...	3	...	...	...	...	...	3	...	2	...	...	...	2	...	...	...	2	...	6	...	...	...	...	...	...	...
		Out do.	...	...	471	...	61	21	128	...	156	...	86	...	16	...	53	...	8	1	4	...	21	...	48	...	...	...	...	...
157	Rajaisangamungalam	In do.	...	...	...	...	...	...	...	...	...	...	...	...	...	...	...	...	...	...	...	...	...	...	...	...	...	...	...	...
		Out do.	...	...	868	...	51	18	...	...	60	...	13	...	3	...	...	...	...	...	...	...	9	...	...	...	...	...	...	...
158	Rámesvaram	In do.	...	...	6	1	...	...	...	...	...	...	...	...	...	...	1	...	...	...	...	...	2	1	...	...	...	...	...	...
		Out do.	...	...	730	...	...	...	...	...	147	...	76	...	6	...	18	...	1	...	1	...	11	1	...	...	...	...	...	...
159	Ramnad	In do.	...	...	32	...	2	2	2	...	17	...	35	...	17	1	16	1	5	...	2	...	16	3	8	...	...	...	...	...
		Out do.	...	...	1,217	1	...	...	...	...	759	...	224	...	71	...	237	...	61	...	5	...	30	1	240	...	...	...	...	...
160	Sivaganga	In do.	...	...	16	...	1	1	...	...	3	...	6	...	1	...	10	...	1	...	2	1	9	...	3	1	...	...	...	...
		Out do.	...	...	235	...	14	4	...	...	205	...	102	...	39	...	98	1	7	...	8	2	8	...	10	1	...	...	...	...
161	Terupatur	In do.	...	...	...	...	...	...	...	...	...	...	...	...	...	...	...	...	...	...	...	...	...	...	...	...	...	...	...	...
		Out do.	...	...	280	...	29	...	...	...	392	...	183	...	1	...	157	...	...	...	...	...	7	...	13	...	...	...	...	...
162	Tirushuli	In do.	...	...	7	2	2	1	...	...	3	...	6	...	2	...	...	...	...	...	...	...	5	...	...	...	...	...	...	...
		Out do.	...	...	524	1	23	10	...	...	426	...	120	...	6	...	24	1	6	...	8	...	20	...	...	...	...	...	...	...
163	Tirumangalum	In do.	...	...	...	...	...	...	...	...	...	...	...	...	...	...	...	...	...	...	...	...	...	...	...	...	...	...	...	...
		Out do.	...	...	324	...	44	...	3	...	317	...	116	...	23	...	104	...	7	...	3	...	12	...	32	...	...	...	...	...
164	Tirupuvanam	In do.	...	...	...	...	...	...	...	...	...	...	...	...	...	...	...	...	...	...	...	...	...	...	...	...	...	...	...	...
		Out do.	1	...	380	...	136	...	9	...	178	...	211	...	1	...	82	...	1	...	5	...	8	...	347	...	...	...	...	...
165	Usilamputti	In do.	...	...	4	...	...	...	...	...	...	...	3	...	...	...	...	...	...	...	...	...	2	...	...	...	...	...	...	...
		Out do.	...	...	433	22	16	4	270	...	30	...	77	...	4	...	10	...	...	...	1	...	12	2	19	...	...	...	...	...
166	Uttamapollayam	In do.	1	...	19	...	...	...	1	...	...	...	13	...	...	...	1	...	...	...	2	...	3	1	3	...	...	...	...	...
		Out do.	...	...	1,163	20	117	21	50	...	225	...	103	...	6	...	56	1	9	...	15	...	63	11	20	...	...	...	...	...
167	Vedasandore	In do.	...	...	...	...	...	...	...	...	...	...	...	...	...	...	...	...	...	...	...	...	...	...	...	...	...	...	...	...
		Out do.	...	...	270	...	26	...	...	...	133	...	131	...	...	...	52	...	...	...	5	...	19	...	6	...	...	...	...	...
	MALABAR.																													
168	Badagara	In-patients	...	...	...	...	...	...	...	...	...	...	...	...	...	...	...	...	...	...	...	...	...	...	...	...	...	...	...	...
		Out do.	...	...	678	...	...	...	...	...	83	...	67	...	8	...	192	...	1	...	11	...	73	...	88	...	...	...	...	...
169	Calicut	In do.	...	...	194	9	...	...	...	...	32	1	60	...	6	...	42	3	...	...	17	4	30	11	8	1	...	...	...	...
		Out do.	16	...	2,225	...	...	...	78	...	1,043	...	305	...	35	...	466	...	12	...	38	...	224	...	178	...	...	...	...	...
170	Cannanore	In do.	1	...	37	...	...	...	1	...	9	...	19	...	2	...	5	...	1	...	12	3	2	...	11	...	...	...	...	...
		Out do.	...	...	501	...	...	...	4	...	165	...	74	...	17	...	31	...	3	...	26	...	2	...	69	...	...	...	...	...
171	Cochin	In do.	246	133	78	3	...	...	5	...	13	...	8	...	3	...	4	...	...	...	3	...	16	3	19	2	...	...	...	...
		Out do.	15	...	1,420	...	...	...	4	...	751	...	143	...	15	...	1,123	...	53	...	30	...	230	...	128	...	...	...	...	...
172	Manantoddy	In do.	14	9	146	11	...	...	...	...	6	...	10	...	...	...	...	...	...	...	...	...	17	2	2	...	...	...	...	...
		Out do.	3	...	1,309	...	...	...	...	...	43	...	7	...	...	...	5	...	...	...	...	...	15	...	...	...	...	...	...	...

(*Continued across on next page and downwards on page* 174.)

DISPENSARY

No. III.—*Statement showing the Diseases of the In-door and Out-door Patients treate*

Number.	District and Dispensary.		Diseases							
			Local							
			Ophthalmia.		Inflammation of the External Ear.		Goitre.		Respiratory Affections.	
			Treated.	Died.	Treated.	Died.	Treated.	Died.	Treated.	Died.
	MADURA.									
143	Aruppukóta	In-patients	...	...	...	...	...	...	...	...
		Out do.	692	...	343	...	...	...	193	...
144	Buttagundu	In do.	...	...	...	...	...	...	...	...
		Out do.	426	...	126	...	12	...	119	...
145	Bodináyakanúr	In do.	...	...	...	...	...	...	...	...
		Out do.	108	...	121	...	4	...	63	...
146	Devakóta	In do.	...	...	...	...	...	...	...	...
		Out do.	1,362	...	251	...	...	...	81	...
147	Dindigul	In do.	3	...	1	...	...	...	9	...
		Out do.	503	...	342	...	9	...	443	...
148	Kamudy	In do.	...	...	...	...	...	...	...	...
		Out do.	488	...	140	...	...	...	164	...
149	Kodaikanal	In do.	...	...	...	...	...	...	...	...
		Out do.	44	...	22	...	...	...	270	...
150	Madura	In do.	1	...	...	...	...	...	13	...
		Out do.	3,704	...	1,595	...	...	...	647	...
151	Mána Madura	In do.	...	...	...	...	...	...	...	...
		Out do.	970	...	286	...	...	...	167	...
152	Melúr	In do.	...	...	...	...	...	...	...	...
		Out do.	612	...	194	...	...	...	139	...
153	Palni	In do.	...	...	...	...	...	...	1	1
		Out do.	334	...	322	...	...	...	40	...
154	Pámban	In do.	...	...	...	...	...	...	2	...
		Out do.	804	...	114	...	...	...	223	...
155	Paramakudi	In do.	...	...	...	...	...	...	...	...
		Out do.	856	...	463	...	...	...	327	...
156	Periyakulam	In do.	...	...	...	...	...	...	2	1
		Out do.	1,446	...	270	...	2	...	296	...
157	Rajaisangamnungalam	In do.	...	...	...	...	...	...	...	...
		Out do.	1,512	...	123	...	...	...	27	...
158	Rámésvaram	In do.	...	...	...	...	...	...	1	...
		Out do.	194	...	69	...	...	...	81	...
159	Ramnad	In do.	4	...	...	...	1	...	15	...
		Out do.	1,803	...	702	...	5	...	409	1
160	Sivaganga	In do.	...	...	...	...	...	...	2	...
		Out do.	1,326	...	454	...	...	...	60	...
161	Terupatur	In do.	...	...	...	...	...	...	...	...
		Out do.	1,077	...	258	...	...	...	80	...
162	Tirushali	In do.	...	...	...	...	...	...	6	...
		Out do.	619	...	209	...	...	...	144	...
163	Tirumangalum	In do.	...	...	...	...	...	...	...	...
		Out do.	403	...	230	...	...	...	219	...
164	Tirupuvanam	In do.	...	...	...	...	...	...	...	...
		Out do.	1,220	...	259	...	5	...	150	...
165	Usilamputti	In do.	...	...	...	...	...	...	...	...
		Out do.	537	...	89	...	...	...	85	...
166	Uttamapollayam	In do.	2	...	...	...	...	...	...	...
		Out do.	1,427	...	241	...	...	...	257	4
167	Vedasandoro	In do.	...	...	...	...	...	...	...	...
		Out do.	505	...	136	...	...	...	98	...
	MALABAR.									
168	Badagara	In-patients	...	...	...	...	...	...	...	...
		Out do.	179	...	175	...	...	...	141	...
169	Calicut	In do.	2	...	...	...	...	...	16	3
		Out do.	88	...	335	...	...	...	923	...
170	Cannanore	In do.	5	...	...	...	...	...	22	3
		Out do.	19	...	102	...	...	...	276	...
171	Cochin	In do.	1	...	...	...	...	...	30	...
		Out do.	286	...	...	...	...	...	1,469	...
172	Manantoddy	In do.	...	...	...	...	...	...	17	3
		Out do.	4	...	6	...	...	...	46	...

118

STATISTICS—(*Continued*).

in the Dispensaries of the Madras Presidency during the year 1853—(Continued).

—(*Continued*).

—(*Continued*).

Diseases.

Number.	District and Dispensary.		Heart Diseases.		Dysentery.		Diarrhœa.		Worms.		Liver Diseases.		Spleen Diseases.		Gonorrhœa and its Complications.	
			Treated.	Died.	Treated.	Died.	Treated.	Died.	Treated.	Died.	Treated.	Died.	Treated.	Died.	Treated.	Died.
	MADURA.															
143	Aruppukóta	In-patients	...	...	...	...	...	...	...	...	...	...	...	...	...	...
		Out do.	2	...	76	...	113	...	242	...	4	...	...	...	106	...
144	Buttagundu	In do.	...	...	...	...	...	...	...	...	...	...	...	...	...	...
		Out do.	...	...	91	...	87	...	29	...	9	...	12	...	47	...
145	Bodináyakanúr	In do.	...	...	...	...	...	...	...	...	...	...	...	...	...	...
		Out do.	3	...	87	...	177	...	18	...	1	...	...	...	297	...
146	Devakóta	In do.	...	...	2	...	1	...	...	...	...	...	...	...	5	...
		Out do.	1	...	23	...	35	...	311	...	...	...	...	...	86	...
147	Dindigul	In do.	...	...	16	...	10	1	...	...	3	...	4	...	10	...
		Out do.	9	...	285	...	374	...	50	...	24	...	30	...	941	...
148	Kamudy	In do.	...	...	...	...	...	...	...	...	...	...	...	...	...	...
		Out do.	...	...	30	...	158	...	92	...	13	...	1	...	43	...
149	Kodaikanal	In do.	...	...	...	...	...	...	...	...	...	...	...	...	...	...
		Out do.	...	...	49	...	40	...	246	...	9	...	3	...	45	...
150	Madura	In do.	1	...	46	15	25	5	...	...	1	...	1	...	13	1
		Out do.	11	...	345	...	811	...	3,006	...	37	...	31	...	369	...
151	Mána Madura	In do.	...	...	...	...	...	...	...	...	...	...	...	...	...	...
		Out do.	2	...	120	...	162	...	171	...	...	...	5	...	35	...
152	Melúr	In do.	...	...	...	...	...	...	...	...	...	...	...	...	...	...
		Out do.	...	...	93	...	170	...	96	...	1	...	1	...	113	...
153	Palni	In do.	...	...	...	...	1	...	...	...	...	...	...	...	...	...
		Out do.	...	...	79	...	102	...	94	...	...	...	4	...	162	...
154	Pámban	In do.	1	...	11	3	11	6	...	...	1	...	3	...	8	...
		Out do.	1	1	97	1	139	1	277	...	12	...	139	...	109	2
155	Paramakudi	In do.	...	...	2	2	3	...	...	...	...	...	...	...	...	...
		Out do.	3	...	42	...	184	...	776	...	2	...	1	...	169	...
156	Periyakulam	In do.	...	...	1	...	1	...	...	...	1	...	...	...	4	...
		Out do.	3	...	74	...	99	...	565	...	5	...	8	...	115	...
157	Rajaisangamnungalam	In do.	...	...	...	...	...	...	...	...	...	...	...	...	...	...
		Out do.	...	...	28	...	15	...	248	...	5	...	...	...	12	...
158	Rámésvaram	In do.	...	...	3	2	1	...	...	...	...	...	...	...	...	...
		Out do.	...	...	58	4	70	5	153	...	...	...	47	1	55	...
159	Ramnad	In do.	...	...	9	...	15	4	...	...	...	...	3	...	19	...
		Out do.	15	1	230	...	444	...	592	...	25	...	39	...	257	...
160	Sivaganga	In do.	...	...	15	...	9	1	...	...	2	...	1	...	2	...
		Out do.	2	...	57	...	85	2	690	...	11	...	2	...	71	1
161	Terupatur	In do.	...	...	...	...	...	...	...	...	...	...	...	...	...	...
		Out do.	...	...	45	...	79	...	48	...	46	...	...	...	96	...
162	Tirushali	In do.	...	...	3	...	...	...	...	...	...	...	...	...	2	...
		Out do.	2	...	27	...	120	3	693	...	6	...	3	1	90	1
163	Tirumangalum	In do.	...	...	...	...	...	...	...	...	...	...	...	...	...	...
		Out do.	3	...	86	...	124	...	75	...	10	...	13	...	149	...
164	Tirupuvanam	In do.	...	...	...	...	...	...	...	...	...	...	...	...	...	...
		Out do.	1	...	58	...	130	...	64	...	2	...	2	...	43	...
165	Usilamputti	In do.	...	...	1	...	1	...	...	...	...	...	4	...	1	...
		Out do.	1	...	29	...	129	...	40	...	2	...	18	...	92	...
166	Uttamapollayam	In do.	2	1	5	3	5	2	...	...	2	...	5	...	5	1
		Out do.	30	...	75	1	135	6	733	...	25	...	38	...	165	1
167	Vedasandoro	In do.	...	...	...	...	...	...	...	...	...	...	...	...	...	...
		Out do.	1	...	43	...	82	...	42	...	8	...	5	...	30	...
	MALABAR.															
168	Badagara	In-patients	...	...	...	...	...	...	...	...	...	...	...	...	...	...
		Out do.	7	...	69	...	160	...	237	...	9	...	73	...	78	...
169	Calicut	In do.	2	...	22	4	25	7	...	...	39	...	5	3	9	...
		Out do.	20	...	454	...	482	...	93	...	1,976	...	1,039	...	632	...
170	Cannanore	In do.	3	...	3	1	5	1	3	...	14	2	4	...	4	...
		Out do.	6	...	59	...	65	...	433	...	53	...	39	...	70	...
171	Cochin	In do.	...	...	15	...	9	1	...	...	13	...	1	...	8	...
		Out do.	43	...	382	...	430	...	1,436	...	222	...	14	...	137	...
172	Manantoddy	In do.	3	...	13	3	14	6	...	...	...	...	5	...	5	...
		Out do.	...	...	12	...	28	...	93	...	2	...	29	...	15	...

(*Continued across on next page and downwards on page* 176.)

DISPENSARY

No. III.—*Statement showing the Diseases of the In-door and Out-door Patients treated*

Number.	District and Dispensary.		3							
			Diseases							
			Local							
			Abscess, Boils, and Whitlow.		Skin Diseases.		Ulcer.		Labor. Premature, Natural, and Difficult.	
			Treated.	Died.	Treated.	Died.	Treated.	Died.	Treated.	Died.
	MADURA.									
143	Aruppukóta	In-patients	...	...	...	...	...	...	...	...
		Out do.	263	...	743	...	756	...	8	...
144	Burtagundu	In do.	...	...	...	...	...	...	...	...
		Out do.	118	...	280	...	314	...	2	...
145	Bodináyakanúr	In do.	...	...	...	...	...	...	...	...
		Out do.	96	...	303	...	271	...	1	...
146	Devakóta	In do.	3	...	...	...	...	...	4	...
		Out do.	412	...	776	...	855	...	35	...
147	Dindigul	In do.	8	...	1	...	10	...	...	...
		Out do.	410	...	498	...	438	...	...	...
148	Kamudy	In do.	...	...	...	...	...	...	...	...
		Out do.	206	...	1,205	...	350	...	6	...
149	Kodaikánal	In do.	...	...	...	...	...	...	...	...
		Out do.	20	...	145	...	77	...	1	...
150	Madura	In do.	5	...	2	...	59	...	100	1
		Out do.	1,963	...	3,232	...	3,505	...	...	...
151	Mána Madura	In do.	...	...	...	...	...	...	...	...
		Out do.	350	...	348	...	442	...	37	...
152	Melúr	In do.	...	...	...	...	...	...	...	...
		Out do.	263	...	352	...	470	...	35	...
153	Palni	In do.	2	...	1	...	18	...	...	...
		Out do.	197	...	841	...	978	...	20	...
154	Pámban	In do.	4	...	...	...	5	1	...	...
		Out do.	184	...	192	...	262	...	29	...
155	Paramakudi	In do.	1	...	1	...	3	1	...	...
		Out do.	654	...	1,675	...	1,122	...	4	1
156	Periyakulam	In do.	...	...	1	...	9	...	...	...
		Out do.	214	...	699	...	637	...	48	6
157	Rajaisangamungalam	In do.	...	...	...	...	...	...	...	...
		Out do.	100	...	203	...	283	...	23	...
158	Rámesvaram	In do.	...	...	...	...	1	...	1	...
		Out do.	149	...	184	...	176	...	...	...
159	Ramnad	In do.	44	...	12	...	35	...	7	...
		Out do.	891	...	1,525	...	2,030	...	43	1
160	Sivaganga	In do.	5	...	...	...	6	...	...	...
		Out do.	267	...	861	...	1,072	...	67	...
161	Terupatur	In do.	...	...	...	...	...	...	...	...
		Out do.	268	...	324	...	954	...	...	...
162	Tirushuli	In do.	1	...	1	...	2	...	2	...
		Out do.	247	1	629	...	341	...	30	...
163	Tirumangalum	In do.	...	...	...	...	...	...	...	...
		Out do.	284	...	392	...	430	...	...	...
164	Tirupuvanam	In do.	...	...	...	...	...	...	...	...
		Out do.	413	...	568	...	771	...	2	...
165	Usilampatti	In do.	...	...	...	...	6	...	...	...
		Out do.	152	...	262	...	508	...	38	...
166	Uttamapollayam	In do.	2	...	6	...	6	...	2	1
		Out do.	154	...	960	...	957	...	11	...
167	Vedasandore	In do.	...	...	...	...	...	...	...	...
		Out do.	236	...	283	...	644	...	...	...
	MALABAR.									
168	Badagara	In-patients	...	...	...	...	...	...	...	...
		Out do.	170	...	409	...	312	...	...	...
169	Calicut	In do.	12	...	51	...	75	...	12	...
		Out do.	294	...	1,339	...	1,642	...	11	...
170	Cannanore	In do.	10	...	14	...	13	...	6	...
		Out do.	169	...	198	...	135	...	...	...
171	Cochin	In do.	49	2	10	...	20	...	...	...
		Out do.	256	...	876	...	531	...	2	...
172	Manantoddy	In do.	4	...	34	...	5	...	...	...
		Out do.	14	...	161	...	48	...	1	...

119

STATISTICS—(*Continued*).

in the Dispensaries of the Madras Presidency during the year 1883—(Continued).

—(*Continued*).								4	5	
—(*Continued*).									Operations.	
Diseases—(*Continued*).										
Other Local Diseases.		Debility and Old Age.		Poisons and Poisoned Wounds.		Injuries.		Total Number of In-door and Out-door Patients Treated in each Dispensary.	Major.	Minor.
Treated.	Died.	Treated.	Died.	Treated.	Died.	Treated.	Died.			
...	...	...	...	...	...	...	...	5,324	...	...
681	...	15	...	52	...	196	...		...	121
...	...	...	...	...	...	...	...	3,341	...	...
455	...	39	...	40	...	152	...		...	130
...	...	...	...	...	...	...	...	4,539	...	...
620	...	45	...	1	...	128	...		2	28
3	...	1	1	...	...	11	1	6,314	2	...
811	...	11	...	...	...	588	...		37	84
29	2	...	...	...	...	10	...	7,441	83	91
773	...	...	...	190	...	346	...			513
...	...	...	...	...	...	...	...	4,743	...	...
1,066	...	131	...	35	...	122	...		...	62
...	...	...	...	...	...	...	...	2,053	...	...
468	1	77	...	7	...	109	...		62	12
142	13	14	...	...	...	48	3	33,727	83	11
7,027	...	188	...	68	...	1,697	...			980
...	...	...	...	...	...	...	...	5,456	...	...
447	...	33	...	10	...	192	...		8	219
...	...	...	...	...	...	...	...	4,186	...	...
637	...	97	...	65	...	144	...		...	148
3	...	...	...	...	...	7	...	5,868	2	6
932	...	11	...	...	...	148	...		...	165
18	...	4	1	...	...	2	...	5,407	...	1
786	4	4	1	4	...	203	...		...	86
7	1	...	...	...	...	15	3	10,499	2	7
1,461	1	106	...	136	...	642	...		12	304
13	1	...	...	...	...	9	2	7,353	4	3
1,355	1	105	1	21	...	280	...		7	173
...	...	...	...	...	...	...	...	4,425	...	...
488	...	24	...	...	...	330	...		...	68
1	...	1	...	...	...	...	...	2,943	...	...
630	5	9	...	4	...	146	2		...	54
47	2	9	1	2	...	38	1	15,746	17	52
2,222	1	91	...	39	...	1,128	1		58	624
6	...	4	...	...	...	7	...	7,361	3	4
1,085	2	57	1	21	...	336	...		12	345
...	...	...	...	...	...	...	...	5,655	...	...
1,080	...	...	...	47	...	192	...		...	177
20	...	1	...	1	...	30	3	5,821	7	2
978	2	45	...	83	...	304	1		4	163
...	...	...	...	...	...	...	...	3,990	...	...
431	...	5	...	17	...	134	...		3	128
...	...	...	...	...	...	...	...	6,336	...	...
754	...	285	...	11	...	239	...		7	78
3	...	2	...	...	...	3	...	3,982	4	...
860	...	24	...	37	...	177	1		16	117
14	2	...	...	1	...	22	3	8,595	...	...
1,166	19	67	...	51	1	154	...		10	166
...	...	...	...	...	...	...	...	3,427	...	...
515	...	12	...	14	...	131	...		3	86
...	...	...	...	...	...	...	...	4,251	...	...
871	...	18	...	2	...	140	...		...	18
20	1	26	4	...	...	55	1	20,134	10	...
4,293	...	577	...	...	...	556	...		...	324
48	5	2	...	3	...	49	3	4,171	15	14
1,102	...	32	...	11	...	199	...		2	127
162	3	5	...	...	...	79	1	15,273	7	41
2,953	...	968	...	32	...	524	...		7	309
7	...	2	...	...	...	7	...	2,373	...	17
202	...	...	...	...	...	19	...		...	4

(*Continued downwards on page* 178.)

DISPENSARI

No. III.—*Statement showing the Diseases of the In-door and Out-door Patients treate*

| 1 | 2 | | |

No. III.—*Statement showing the Diseases of the In-door and Out-door Patients treated*

Number.	District and Dispensary.		3 Diseases Local Ophthalmia. Treated.	Ophthalmia. Died.	Inflammation of the External Ear. Treated.	Inflammation of the External Ear. Died.	Goitre. Treated.	Goitre. Died.	Respiratory Affections. Treated.	Respiratory Affections. Died.
	MALABAR—(*Continued*).									
173	Manjeri	In-patients...	...	...	...	...	...	...	7	2
		Out do. ...	87	...	68	...	...	...	69	...
174	Pálghat	In do. ...	...	...	...	...	...	...	1	...
		Out do. ...	1,320	...	214	...	...	...	250	...
175	Palliport Lazaretto	In do. ...	...	...	...	...	...	...	...	...
		Out do. ...	...	...	...	...	...	...	...	...
176	Ponáni	In do. ...	...	...	...	...	...	...	2	...
		Out do. ...	1,076	...	51	...	...	...	139	...
177	Tellicherry	In do. ...	4	...	...	...	...	...	10	1
		Out do. ..	50	...	150	...	...	...	500	2
178	Vayittiri	In do. ...	...	...	...	...	...	...	6	1
		Out do. ...	...	...	19	...	...	...	167	...
	NELLORE.									
179	Addánki	In-patients...	...	...	...	...	...	...	...	...
		Out do. ...	8	...	14	...	...	...	31	...
180	Atmakúr	In do. ...	...	...	...	...	...	...	...	...
		Out do. ...	...	...	15	...	...	...	55	...
181	Gúdúr	In do. ...	...	...	...	...	...	...	...	...
		Out do. ...	492	...	84	...	...	...	82	...
182	Kandukúr	In do. ...	...	...	...	...	...	...	...	...
		Out do. ...	27	...	72	...	...	...	148	...
183	Kanigiri	In do. ...	Information							
		Out do. ...								
184	Kávali	In do. ...	...	...	...	...	...	...	...	...
		Out do. ..	9	...	31	...	...	...	53	...
185	Nellore	In do. ...	...	...	...	...	...	...	21	...
		Out do. ...	154	...	242	...	...	...	365	...
186	Do. Branch	In do. ...	...	...	...	...	...	...	...	...
		Out do. ...	526	...	563	...	...	...	437	...
187	Ongole	In do. ...	1	...	...	...	...	...	1	1
		Out do. ...	43	...	95	...	...	...	100	...
188	Podili	In do. ...	Information							
		Out do. ...								
189	Rápúr	In do. ...	...	...	...	...	...	...	...	...
		Out do. ...	...	...	35	...	...	...	61	...
190	Sungum	In do. ...	...	...	...	...	...	...	...	...
		Out do. ..	46	...	38	...	...	...	38	...
191	Udayagiri	In do. ...	...	...	...	...	...	...	...	...
		Out do. ...	196	...	45	...	...	...	45	...
192	Venkatagiri Town	In do. ...	...	...	...	...	...	...	...	...
		Out do. ...	...	...	90	...	...	...	63	...
	NILGIRI.									
193	Coonoor	In-patients.	...	...	...	...	...	...	9	2
		Out do. ...	34	...	18	...	...	...	347	...
194	Devála	In do. ...	2	...	...	...	...	...	39	9
		Out do. ...	19	...	27	...	...	...	376	5
195	Gúdalúr	In do. ...	1	...	1	...	...	...	20	2
		Out do. ...	13	...	19	...	...	...	119	...
196	Kótagiri	In do. ...	...	...	...	...	...	...	...	...
		Out do. ...	50	...	30	...	...	...	219	1
197	Ootacamund	In do. ...	7	...	...	...	...	...	60	4
		Out do. ...	78	...	112	...	...	...	1,040	...
	SALEM.									
198	Atúr	In-patients...	...	...	...	...	...	...	3	1
		Out do. ...	215	...	408	...	...	...	113	...
199	Dharampuri	In do. ...	...	...	...	...	...	...	4	2
		Out do. ...	239	...	171	...	...	...	325	...
200	Harur	In do. ...	...	...	...	...	...	...	3	...
		Out do. ...	513	...	167	...	...	...	171	...

121

STATISTICS—(*Continued*).

in the Dispensaries of the Madras Presidency during the year 1883—(Continued).

—(*Continued*).

—(*Continued*).

Diseases.

Heart Diseases. Treated.	Heart Diseases. Died.	Dysentery. Treated.	Dysentery. Died.	Diarrhœa. Treated.	Diarrhœa. Died.	Worms. Treated.	Worms. Died.	Liver Diseases. Treated.	Liver Diseases. Died.	Spleen Diseases. Treated.	Spleen Diseases. Died.	Gonorrhœa and its Complications. Treated.	Gonorrhœa and its Complications. Died.
2	...	8	1	2	...	...	...	1	...	9	...	6	...
2	...	68	...	52	...	312	...	12	...	25	...	41	...
...	...	4	3	5	3	...	...	...	...	2	...	7	...
13	...	83	...	240	...	1,246	...	3	...	30	...	210	...
...	...	...	...	...	...	...	...	...	...	...	...	...	...
...	...	...	...	...	...	...	...	...	...	...	...	...	...
...	...	...	...	2	1	...	...	...	...	...	...	...	...
...	...	66	...	96	...	482	...	...	...	...	...	44	...
...	...	10	3	10	1	...	...	5	...	15	...	25	...
15	1	50	1	90	...	690	...	20	...	30	...	150	...
...	...	14	5	2	1	...	...	...	...	1	...	...	...
1	...	97	...	69	...	111	...	5	...	95	...	24	...
...	...	...	...	...	...	...	...	...	...	...	...	...	...
...	...	22	...	7	...	10	...	5	...	...	...	21	...
...	...	...	...	...	...	...	...	...	...	...	...	...	...
...	...	110	...	11	...	50	...	...	...	...	...	72	...
...	...	...	...	...	...	...	...	...	...	...	...	...	...
...	...	55	...	83	...	40	...	...	...	8	...	95	...
...	...	...	...	...	...	...	...	...	...	...	...	...	...
...	...	44	...	30	...	67	...	4	...	24	...	82	...
not furnished.													
...	...	...	...	...	...	...	...	...	...	...	...	...	...
...	...	24	...	23	...	16	...	...	...	...	...	37	...
...	...	8	...	17	2	...	...	...	...	...	...	34	...
...	...	172	...	187	..	85	...	1	...	...	...	249	...
...	...	...	...	...	...	...	...	...	...	...	...	...	...
9	...	335	...	316	...	136	...	8	...	22	...	223	...
...	...	1	...	2	...	...	...	...	...	...	...	9	...
...	...	22	...	28	...	163	...	6	...	12	...	45	...
not furnished.													
...	...	...	...	...	...	...	...	...	...	...	...	...	...
...	...	10	...	30	...	...	...	...	...	...	...	23	...
...	...	3	...	2	...	...	...	...	...	...	...	3	...
...	...	33	...	30	...	52	...	5	...	1	...	12	...
...	...	...	...	...	...	...	...	...	...	...	...	...	...
1	...	19	...	18	...	38	...	...	...	9	...	75	...
...	...	...	...	...	...	...	...	...	...	...	...	...	...
...	...	41	...	103	...	55	...	...	...	...	...	74	...
3	1	17	3	27	13	...	...	3	1	6	...	5	...
8	...	158	1	199	1	325	...	32	...	30	...	20	...
3	1	25	1	16	1	...	...	3	1	12	1	11	...
15	...	62	1	57	2	172	...	37	...	51	2	27	...
1	...	13	1	12	5	...	...	11	2	9	...	4	...
1	...	51	...	49	...	127	...	53	...	31	...	8	...
...	...	...	...	...	...	...	...	...	...	...	...	...	...
4	...	70	...	150	...	140	...	6	...	26	...	7	...
1	...	50	7	21	2	3	...	9	...	7	...	25	...
13	...	287	...	455	...	813	...	82	...	81	...	191	...
...	...	2	...	6	...	...	...	...	...	3	...	8	...
1	...	36	...	60	3	69	...	3	...	9	...	120	...
...	...	7	1	2	1	...	...	...	...	...	...	3	...
...	...	60	...	60	...	96	...	6	...	55	...	95	...
...	...	...	...	1	1	...	...	3	...	1	...	...	...
4	...	21	...	65	...	20	...	10	...	22	...	11	...

(*Continued across on next page and downwards on page* 182.)

DISPENSARY STATISTICS—(*Continued*).

No. III.—*Statement showing the Diseases of the In-door and Out-door Patients treated in the Dispensaries of the Madras Presidency during the year* 1883—(Continued).

Number.	District and Dispensary.		3 — Diseases — Local — Abscess, Boils, and Whitlow. Treated.	Abscess, Boils, and Whitlow. Died.	Skin Diseases. Treated.	Skin Diseases. Died.	Ulcer. Treated.	Ulcer. Died.	Labor, Premature, Natural, and Difficult. Treated.	Labor, Premature, Natural, and Difficult. Died.	Other Local Diseases. Treated.	Other Local Diseases. Died.	Debility and Old Age. Treated.	Debility and Old Age. Died.	Poisons and Poisoned Wounds. Treated.	Poisons and Poisoned Wounds. Died.	Injuries. Treated.	Injuries. Died.	4 — Total Number of In-door and Out-door Patients Treated in each Dispensary.	5 — Operations. Major.	Operations. Minor.
	MALABAR—(*Continued*).																				
173	Manjeri	In-patients...	3	..	27	...	31	1	...	...	22	2	3	...	...	...	72	1	13,322	1	6
		Out do. ...	76	1	291	...	124	...	...	...	1,219	3	68	...	...	...	64	...		3	40
174	Pálghat	In do. ...	6	...	10	...	29	4	1	...	13	...	10	7	1	...	28	2	9,587	2	10
		Out do. ...	212	...	928	1	687	...	4	...	2,081	...	147	...	39	...	237	...		4	258
175	Palliport Lazaretto	In do. ...	...	...	...	...	...	...	...	...	...	...	...	...	...	...	...	...	45	...	19
		Out do. ...	...	..	...	...	...	...	...	...	...	...	...	...	...	...	...	...		...	...
176	Ponáni	In do. ...	1	...	...	...	24	...	...	...	14	...	12	1	...	...	73	4	5,293	...	2
		Out do. ...	111	...	308	...	356	...	...	...	1,392	...	75	...	3	...	232	...		1	58
177	Tellicherry	In do. ...	21	...	14	...	19	...	2	...	14	7	20	5	...	...	27	7	10,418	17	...
		Out do. ...	300	...	200	...	360	...	2	...	2,250	1	157	...	20	...	1,000	...		...	800
178	Vayitri	In do. ...	9	3	8	...	19	3	...	...	8	1	4	3	...	...	14	...	3,978	...	...
		Out do. ...	62	...	117	...	96	...	...	...	688	...	56	...	...	...	75	...		...	2
	NELLORE.																				
179	Addanki	In-patients...	...	...	...	...	...	...	...	...	...	...	...	...	...	...	...	...	482	...	...
		Out do. ...	18	..	24	...	26	...	1	...	153	...	...	...	7	...	7	...		...	...
180	Atmakúr	In do. ...	...	...	...	...	...	...	...	...	...	...	...	...	...	...	...	...	1,756	...	...
		Out do. ...	51	...	80	...	299	...	...	...	281	...	6	...	98	...	9	...		...	21
181	Gúdúr	In do. ...	...	...	...	...	...	...	...	...	...	...	...	...	...	...	...	...	2,644	...	...
		Out do. ...	66	...	132	...	380	...	12	...	552	...	17	...	53	...	49	...		13	64
182	Kanúdukúr	In do. ...	...	...	...	...	...	...	...	...	...	...	...	...	...	...	...	...	2,316	...	...
		Out do. ...	58	...	143	...	219	...	32	...	423	...	110	...	88	...	27	...		...	13
183	Kanigiri	In do. ...	Information not furnished.																		
		Out do. ...																			
184	Kávali	In do. ...	...	...	...	...	...	...	...	...	...	...	...	...	...	...	...	...	1,133	...	...
		Out do. ...	58	...	73	...	159	...	1	1	374	...	17	...	7	...	30	...		3	18
185	Nellore	In do. ...	9	...	38	...	57	1	94	1	80	3	14	...	1	...	21	1	7,802	3	7
		Out do. ...	193	...	522	...	534	...	...	...	2,344	...	296	...	34	...	112	...		2	187
186	Do. Branch	In do. ...	...	...	...	...	...	...	...	...	...	...	...	...	...	...	...	...	11,695	...	...
		Out do. ...	497	...	535	..	2,807	...	...	...	3,256	...	9	...	85	...	235	...		...	192
187	Ongole	In do. ...	4	1	7	...	19	1	4	...	12	1	27	7	...	...	6	...	2,146	5	9
		Out do. ...	89	1	366	1	108	...	2	...	432	1	69	2	1	...	91	...		6	30
188	Podili	In do. ...	Information not furnished.																		
		Out do. ...																			
189	Rápúr	In do. ...	...	...	...	...	..	...	...	...	...	...	...	...	...	...	...	...	1,500	...	...
		Out do. ...	92	...	134	...	180	...	36	...	563	...	5	...	34	...	51	...		...	60
190	Sungum	In do. ...	5	...	2	...	...	...	...	...	12	...	...	...	2	1	29	2	1,749	6	11
		Out do. ...	100	...	77	...	152	...	...	...	386	...	14	...	20	...	40	...		1	67
191	Udayagiri	In do. ...	...	...	...	...	...	...	...	...	...	...	...	...	...	...	...	...	1,637	...	...
		Out do. ...	20	...	85	...	154	...	1	...	289	...	15	...	34	...	117	...		...	4
192	Venkatagiri Town	In do. ...	...	...	...	...	...	...	...	...	...	...	...	...	...	...	...	...	2,183	...	...
		Out do. ...	6	...	170	...	410	...	60	...	486	...	4	...	...	...	18	...		...	10
	NÍLGIRI.																				
193	Coonoor	In-patients...	2	...	4	...	3	...	2	...	7	2	2	...	4	...	12	...	4,052	...	1
		Out do. ...	69	...	133	...	44	...	4	...	800	1	37	...	33	...	243	...		...	60
194	Devála	In do. ...	17	...	18	...	15	...	3	...	21	1	1	...	3	...	54	3	2,868	29	13
		Out do. ...	49	...	78	...	87	..	19	1	53	...	11	...	12	...	88	1		...	46
195	Gúdalúr	In do. ...	7	...	13	...	4	...	...	...	12	3	15	1	...	...	10	...	2,438	...	...
		Out do. ...	22	...	72	...	78	...	...	...	378	...	68	...	7	...	120	...		...	2
196	Kótagiri	In do. ...	...	...	...	...	...	...	...	...	...	...	...	...	...	...	1	...	2,424	...	...
		Out do. ...	34	1	83	...	75	...	3	...	550	3	24	1	1	...	136	...		1	2
197	Ootacamund	In do. ...	7	...	19	...	18	...	30	...	56	2	35	4	2	...	59	2	10,457	3	21
		Out do. ...	166	...	336	...	348	...	20	...	2,363	...	231	...	...	...	582	...		...	94
	SALEM.																				
198	Atúr	In-patients...	1	...	3	...	2	...	2	...	7	...	1	...	...	...	11	1	6,168	3	...
		Out do. ...	394	...	737	...	1,139	...	1	...	911	...	21	...	43	...	510	...		2	383
199	Dharmapúri	In do. ...	2	...	...	...	16	...	...	...	11	...	4	...	...	...	14	...	4,895	1	2
		Out do. ...	193	...	426	...	248	...	1	1	1,084	...	5	...	73	...	292	1		1	164
200	Harur	In do. ...	5	...	2	...	6	...	...	...	4	...	3	...	...	...	9	...	4,114	...	5
		Out do. ...	204	...	262	...	317	...	...	...	816	1	25	...	55	...	238	1		3	197

(*Continued downwards on page* 184.)

No. III.—*Statement showing the Diseases of the In-door and Out-door Patients treated*

| 1 | 2 | | |

DISPENSARY

No. III.—*Statement showing the Diseases of the In-door and Out-door Patients treated*

Number.	District and Dispensary.		Ophthalmia. Treated.	Ophthalmia. Died.	Inflammation of the External Ear. Treated.	Inflammation of the External Ear. Died.	Goitre. Treated.	Goitre. Died.	Respiratory Affections. Treated.	Respiratory Affections. Died.
	SALEM—(*Continued*).									
201	Hosúr	In-patients...	...	...	...	...	...	...	1	...
		Out do. ...	854	...	119	..	...	...	252	...
202	Krishnagiri	In do. ...	1	...	...	...	...	...	3	...
		Out do. ...	1,012	...	316	...	...	...	118	...
203	Námakal	In do. ...	...	...	...	...	...	...	1	...
		Out do. ...	325	...	330	...	...	...	140	...
204	Salem	In do. ...	4	...	...	...	...	...	10	...
		Out do. ...	448	...	698	...	...	...	539	...
205	Sankaridrug	In do. ...	1	...	...	...	...	...	7	...
		Out do. ...	244	...	226	...	...	...	110	4
206	Tirupatúr	In do. ...	...	...	...	...	...	...	4	1
		Out do. ...	687	...	308	...	...	...	206	...
207	Úttankarai	In do. ...	..	...	...	...	...	...	...	...
		Out do. ...	308	...	47	...	...	...	29	...
208	Vániyambádi	In do. ...	...	...	..	...	...	...	...	...
		Out do. ...	492	...	246	...	9	...	113	1
209	Yercaud	In do. ...	...	...	...	...	...	...	18	9
		Out do. ...	65	...	36	...	...	...	262	...
	TANJORE.									
210	Amináپet	In-patients...	...	...	...	...	...	...	...	...
		Out do. ...	840	...	245	...	1	...	88	...
211	Arantángi	In do. ...	...	...	...	...	...	...	...	...
		Out do. ...	1,411	...	311	...	...	...	210	...
212	Avadiarcoil	In do. ...	...	...	...	...	...	...	...	...
		Out do. ...	1,130	...	137	...	...	...	74	...
213	Ayyampet	In do. ...	...	...	...	...	...	...	...	...
		Out do. ...	1,402	...	291	...	...	...	84	...
214	Kuttanalur	In do. ...	...	...	...	...	...	...	...	...
		Out do. ...	339	...	190	...	...	...	115	...
215	Kodavassel	In do. ...	...	...	...	...	...	...	...	...
		Out do. ...	1,339	...	331	...	..	...	137	...
216	Korathatangudi and Manamboo Chavadi	In do. ...	...	...	...	...	...	...	...	...
		Out do. ...	2,837	...	1,227	...	...	...	467	...
217	Kumbakónam	In do. ...	1	...	...	...	...	...	8	1
		Out do. ...	652	...	639	...	...	...	300	2
218	Do. Branch	In do. ...	...	...	...	...	...	...	...	...
		Out do. ...	1,452	...	862	...	...	...	87	...
219	Madukur	In do. ...	...	...	...	...	...	...	...	...
		Out do. ...	1,225	...	160	...	...	...	75	...
220	Manamalgudi	In do. ...	5	...	...	...	...	...	4	...
		Out do. ...	346	...	97	...	...	...	17	...
221	Mannárgudi	In do. ...	1	...	...	...	...	...	9	...
		Out do. ...	2,564	...	819	...	...	...	83	...
222	Do. Branch	In do. ...	...	...	...	...	...	...	...	...
		Out do. ...	367	...	45	...	...	...	8	...
223	Máyavaram	In do. ...	...	...	...	...	...	...	7	1
		Out do. ...	1,064	...	473	...	...	...	58	...
224	Mutupet	In do. ...	...	...	...	...	...	...	...	...
		Out do. ...	413	...	182	...	...	...	150	...
225	Nagore	In do. ...	...	...	...	...	...	...	...	...
		Out do. ...	455	...	239	...	...	...	188	...
226	Nannilam	In do. ...	...	...	...	...	...	...	...	...
		Out do. ...	985	...	314	...	...	...	99	1
227	Negapatam	In do. ...	1	...	...	...	...	...	10	1
		Out do. ...	1,213	...	826	...	...	...	414	...
228	Nídámangalam	In do. ...	1	...	...	...	...	...	2	...
		Out do. ...	994	...	236	...	1	...	89	...
229	Numpasel	In do. ..	2	...	1	...	...	...	2	...
		Out do. ...	416	...	55	...	...	...	67	...
230	Orthanad Chattram	In do. ...	2	...	...	...	...	...	7	...
		Out do. ..	2,178	...	463	...	1	...	113	...

STATISTICS—(*Continued*).

in the Dispensaries of the Madras Presidency during the year 1883—(Continued).

Number.	District and Dispensary.		Heart Diseases. Treated.	Heart Diseases. Died.	Dysentery. Treated.	Dysentery. Died.	Diarrhœa. Treated.	Diarrhœa. Died.	Worms. Treated.	Worms. Died.	Liver Diseases. Treated.	Liver Diseases. Died.	Spleen Diseases. Treated.	Spleen Diseases. Died.	Gonorrhœa and its Complications. Treated.	Gonorrhœa and its Complications. Died.
	SALEM—(*Continued*).															
201	Hosúr	In-patients...	...	...	5	...	...	...	...	...	...	...	3	...	12	...
		Out do. ...	2	...	62	...	84	...	480	...	15	...	24	...	156	...
202	Krishnagiri	In do. ...	...	...	3	...	5	...	...	...	1	...	4	...	2	...
		Out do. ...	...	...	46	...	45	...	33	...	17	...	58	...	27	...
203	Námakal	In do. ...	...	...	...	...	...	...	...	...	...	...	...	...	1	...
		Out do. ...	...	...	51	...	48	...	26	...	...	...	...	...	70	...
204	Salem	In do. ...	1	...	2	...	2	1	1	...	...	...	2	...	19	...
		Out do. ...	2	...	147	...	199	...	499	...	10	...	58	...	259	...
205	Sankaridrug	In do. ...	...	...	2	1	3	...	...	...	1	...	...	...	7	...
		Out do. ...	...	...	23	1	445	...	12	...	1	...	7	...	56	...
206	Tirupatúr	In do. ...	...	...	2	1	3	3	..	...	2	...	2	...	3	...
		Out do. ...	...	...	18	...	61	...	75	...	15	...	20	...	151	...
207	Úttankarai	In do. ...	...	...	...	...	...	...	...	...	...	...	...	...	...	...
		Out do. ...	...	...	33	...	27	...	3	...	6	...	2	...	35	...
208	Vániyambádi	In do. ...	...	...	...	...	...	...	...	...	...	...	...	...	...	...
		Out do. ...	2	...	55	7	63	...	101	...	42	1	62	...	42	...
209	Yercaud	In do. ...	1	1	5	...	4	...	...	...	2	1	1	...	9	...
		Out do. ...	4	...	145	...	239	1	64	...	42	..	11	...	68	...
	TANJORE.															
210	Amináپet	In-patients...	...	...	...	...	...	...	...	...	...	...	...	...	...	...
		Out do. ...	1	...	44	...	82	...	108	...	4	...	1	...	39	...
211	Arantángi	In do. ...	...	...	...	...	...	...	...	...	...	...	...	...	...	...
		Out do. ...	...	...	90	...	173	...	166	...	5	...	6	...	59	...
212	Avadiarcoil	In do. ...	...	...	...	...	...	...	...	...	...	...	...	...	...	...
		Out do. ...	...	...	70	...	64	...	42	...	5	...	1	...	45	...
213	Ayyampet	In do. ...	...	...	...	...	...	...	...	...	...	...	...	...	...	...
		Out do. ...	...	...	41	...	94	...	215	...	...	...	...	...	308	...
214	Kuttanalur	In do. ...	...	...	...	...	...	...	...	...	...	...	...	...	...	...
		Out do. ...	4	...	19	...	49	...	567	...	4	...	...	..	48	...
215	Kodavassel	In do. ...	...	...	...	...	...	...	...	...	...	...	...	...	...	...
		Out do. ...	...	...	64	...	135	...	329	...	1	...	...	...	40	...
216	Korathatangudi and Manamboo Chavadi	In do. ...	...	...	...	...	...	...	...	...	...	...	...	...	...	...
		Out do. ...	...	...	301	...	658	...	737	...	...	...	...	...	129	...
217	Kumbakónam	In do. ...	...	...	10	1	26	12	...	...	1	1	1	...	40	2
		Out do. ...	3	...	94	...	231	4	377	...	10	2	3	...	129	...
218	Do. Branch	In do. ...	...	...	...	...	..	...	...	...	...	...	...	...	..	...
		Out do. ...	2	...	64	...	239	4	280	...	...	...	...	...	127	...
219	Madukur	In do. ...	...	...	...	...	...	...	...	...	...	...	...	...	...	...
		Out do. ...	1	...	21	...	13	...	73	...	...	...	...	...	27	...
220	Manamalgudi	In do. ...	...	...	5	1	3	2	...	...	...	...	...	...	4	...
		Out do. ...	...	...	34	...	20	...	92	...	...	...	...	...	5	...
221	Mannárgudi	In do. ...	3	1	3	1	4	...	...	...	1	...	1	...	4	...
		Out do. ...	5	3	42	2	95	...	2,631	...	11	...	6	...	45	...
222	Do. Branch	In do. ...	...	...	...	...	...	...	...	...	...	...	...	...	...	...
		Out do. ...	...	...	6	...	7	...	214	...	...	...	...	...	2	...
223	Máyavaram	In do. ...	...	...	10	2	4	...	...	...	...	...	...	...	3	...
		Out do. ...	1	...	58	...	159	...	137	...	3	...	...	...	87	...
224	Mutupet	In do. ...	...	...	...	...	...	...	...	...	...	...	...	...	...	...
		Out do. ...	3	...	47	...	67	...	246	...	...	...	8	...	30	...
225	Nagore	In do. ...	...	...	...	...	...	...	...	...	...	...	...	...	...	...
		Out do. ...	2	...	96	...	328	...	574	...	7	1	16	...	76	...
226	Nannilam	In do. ...	...	...	...	...	...	...	...	...	...	...	...	...	...	...
		Out do. ...	...	...	35	...	64	...	579	1	...	...	...	...	53	...
227	Negapatam	In do. ...	2	1	11	6	19	6	...	...	2	...	...	...	6	...
		Out do. ...	6	...	102	...	288	...	1,583	...	18	...	8	...	146	...
228	Nídámangalam	In do. ...	...	...	9	...	7	...	..	...	...	...	...	...	5	...
		Out do. ...	2	...	70	...	114	...	359	...	6	...	2	...	25	...
229	Numpasel	In do. ..	...	...	13	1	9	2	...	...	...	...	...	...	2	...
		Out do. ...	...	...	40	...	52	...	46	...	...	...	...	...	39	...
230	Orthanad Chattram	In do. ...	...	...	12	...	8	...	...	...	1	...	...	...	4	...
		Out do. ..	2	...	54	...	165	...	158	...	...	...	...	...	55	...

(*Continued across on next page and downwards on page* 183.)

No. III.—*Statement showing the Diseases of the In-door and Out-door Patients treat*

Number.	District and Dispensary.		Diseas							
			Loc							
			Abscess, Boils, and Whitlow.		Skin Diseases.		Ulcer.		Labor, Premature Natural, and Difficult.	
			Treated.	Died.	Treated.	Died.	Treated.	Died.	Treated.	Died.
	SALEM—(*Continued*).									
201	Hosúr	In-patients...	...	...	4	...	12	...	3	...
		Out do. ...	198	...	397	...	496	...	...	...
202	Krishnagiri	In do. ...	6	...	...	...	9	...	...	...
		Out do. ...	152	...	341	...	371	...	...	...
203	Námakal	In do. ...	4	...	2	...	8	...	2	...
		Out do. ...	404	...	470	...	1,064	...	22	...
204	Salem	In do. ...	6	1	8	...	27	1	19	...
		Out do. ...	1,340	...	2,454	...	1,792	...	32	...
205	Sankaridrug	In do. ...	3	...	1	...	5	1	...	...
		Out do. ...	125	...	578	...	842	...	2	...
206	Tirupatúr	In do. ...	2	...	5	...	30	...	1	1
		Out do. ...	182	...	228	...	683	...	6	...
207	Úttankarai	In do. ...	...	...	...	...	...	...	...	...
		Out do. ...	78	...	67	...	195	...	...	...
208	Vániyámbádi	In do. ...	...	...	...	...	...	...	...	...
		Out do. ...	153	...	301	...	672	...	1	1
209	Yercaud	In do. ...	1	...	4	...	3	...	3	...
		Out do. ...	22	...	129	...	115	...	9	...
	TANJORE.									
210	Ammápet	In-patients...	...	...	...	...	...	...	...	...
		Out do. ...	359	...	1,026	...	596	...	...	...
211	Arantángi	In do. ...	...	...	...	...	...	...	...	...
		Out do. ...	317	...	1,027	...	1,126	...	6	...
212	Avadiarcoil	In do. ...	...	...	...	...	...	...	...	...
		Out do. ...	142	...	285	...	348	...	...	...
213	Ayyampet	In do. ...	...	...	...	...	...	...	...	...
		Out do. ...	160	...	653	...	925	...	38	...
214	Kuttanallur	In do. ...	...	...	...	...	...	...	...	...
		Out do. ...	175	...	962	...	461	...	19	...
215	Kodavassel	In do. ...	...	...	...	...	...	...	...	...
		Out do. ...	359	...	599	...	954	...	25	...
216	Porathatangudi and Manamboo Chavadi	In do. ...	...	...	...	...	...	...	...	...
		Out do. ...	887	...	569	...	3,626	...	50	...
217	Kumbakónam	In do. ...	30	...	54	...	33	...	3	...
		Out do. ...	395	2	741	1	466	...	28	...
218	Do. Branch	In do. ...	...	...	...	...	...	...	...	...
		Out do. ...	623	...	845	...	1,043	...	3	1
219	Madukur	In do. ...	...	...	...	...	...	...	...	...
		Out do. ...	211	...	1,694	...	395	...	...	...
220	Manamalgudi	In do. ...	10	...	7	...	24	...	...	...
		Out do. ...	88	...	73	...	452	...	...	...
221	Mannárgudi	In do. ...	8	...	15	...	29	...	22	1
		Out do. ...	833	...	1,093	...	1,434	...	4	2
222	Do. Branch	In do. ...	...	...	...	...	...	...	...	...
		Out do. ...	6	...	91	...	110	...	...	...
223	Máyavaram	In do. ...	7	...	3	...	11	...	...	...
		Out do. ...	418	...	499	...	1,010	...	17	...
224	Mutupet	In do. ...	...	...	...	...	...	...	...	...
		Out do. ...	324	...	1,019	...	430	...	...	...
225	Nagore	In do. ...	...	...	...	...	...	...	...	...
		Out do. ...	437	...	1,438	...	1,125	...	3	...
226	Nannilam	In do. ...	...	...	...	...	...	...	...	...
		Out do. ...	279	1	596	...	294	...	3	...
227	Negapatam	In do. ...	10	...	14	...	20	...	15	...
		Out do. ...	722	...	1,210	...	1,248	...	3	...
228	Nidámangalam	In do. ...	4	...	15	...	19	1	3	...
		Out do. ...	289	...	516	...	836	...	34	...
229	Numpasel	In do. ...	6	...	2	...	4	1	...	...
		Out do. ...	73	...	126	...	111	...	...	...
230	Orthanad Chattram	In do. ...	10	...	14	...	15	...	4	...
		Out do. ...	708	...	1,037	...	913	...	10	...

STATISTICS—(*Continued*).

in the Dispensaries of the Madras Presidency during the year 1883—(Continued).

—(*Continued*).									4	5	
—(*Continued*).										Operations.	
Diseases—(*Continued*).											
Other Local Diseases.		Debility and Old Age.		Poisons and Poisoned Wounds.		Injuries.		Total Number of In-door and Out-door Patients Treated in each Dispensary.		Major.	Minor.
Treated.	Died.	Treated.	Died.	Treated.	Died.	Treated.	Died.				
1	...	1	1	1	1	9	...	6,211		...	...
1,394	2	32	1	27	...	252	...			...	81
21	2	...	...	...	...	4	...	5,414		...	13
1,156	2	41	...	62	...	189	...			...	205
1	...	...	...	...	...	10	...	4,716		1	4
748	...	1	...	37	...	200	...			13	429
41	11	12	2	...	...	24	2	15,943		18	11
2,678	...	207	...	46	...	655	...			19	933
8	...	...	...	...	...	15	...	4,691		3	...
991	1	34	1	43	...	286	...			3	66
4	...	2	...	...	...	19	...	4,740		7	10
827	...	52	...	21	...	183	...			16	203
...	...	...	...	...	...	...	...	2,025		...	...
310	...	20	...	...	...	46	...			...	25
...	...	...	...	...	...	...	...	4,856		...	...
1,053	4	45	...	11	...	139	1			14	81
8	2	4	...	2	...	6	...	4,943		9	...
1,114	2	96	...	29	...	136	...			11	74
...	...	...	...	...	...	...	...	5,400		...	...
1,040	...	29	...	10	...	181	...			...	123
...	...	...	...	...	...	...	...	8,346		...	...
1,379	...	5	...	16	...	429	...			2	14
...	...	...	...	...	...	...	...	3,928		...	...
548	...	36	...	2	...	217	...			...	4
...	...	...	...	...	...	...	...	6,311		...	...
1,023	...	11	...	27	...	280	...			...	113
...	...	...	...	...	...	...	...	4,380		...	...
754	...	23	...	15	...	163	...			1	132
...	...	...	...	...	...	...	...	6,432		...	...
1,346	...	16	...	40	...	217	...			3	177
...	...	...	...	...	...	...	...	19,231		...	...
3,769	...	108	...	232	...	478	...			...	207
82	3	...	...	...	...	70	3	8,146		9	36
1,931	6	34	...	59	...	447	1			5	142
...	...	...	...	...	...	...	...	10,217		...	...
2,669	5	17	...	110	...	592	1			14	316
...	...	...	...	...	...	...	...	5,811		...	...
1,224	...	14	...	2	...	161	...			4	127
8	...	1	...	...	...	4	...	2,417		...	...
766	...	3	...	2	...	24	...			..	42
41	1	59	...	...	...	22	...	12,990		2	17
1,253	...	82	...	23	...	325	...			2	264
...	...	...	...	...	...	...	...	1,092		...	...
157	...	...	...	1	...	14	...			...	4
21	4	1	...	...	...	18	...	6,210		1	4
742	...	50	...	...	...	307	...			...	116
...	...	...	...	...	...	...	...	5,099		...	...
700	...	31	...	10	...	352	...			4	158
...	...	...	...	...	...	...	...	6,994		...	...
260	...	38	...	16	...	267	...			1	534
...	...	...	...	...	...	...	...	4,908		...	...
492	...	24	...	3	...	232	...			...	32
59	2	16	4	3	...	16	...	14,196		1	1
2,877	...	209	...	2	...	580	...			13	81
14	...	2	...	...	...	7	...	5,570		1	4
614	...	58	...	15	...	193	...			13	204
10	...	3	...	1	...	4	...	2,428		...	6
630	...	30	...	4	...	64	...			1	56
39	2	33	...	1	...	9	...	8,728		3	...
1,034	...	42	...	...	...	253	...			1	382

(*Continued downwards on page* 190.)

DISPENSARY

No. III.—*Statement showing the Diseases of the In-door and Out-door patients treated*

STATISTICS—(*Continued*).

in the Dispensaries of the Madras Presidency during the year 1883—(Continued).

1	2		3																					
			General Diseases.																					
			General Diseases.																					
			Order A. Febrile or Zymotic Diseases.										Order B. Constitutional Diseases.											
Number.	District and Dispensary.		Small-pox.		Malarious Fevers, Ague, and Remittent.		Cholera.		Other Diseases of this Order.		Rheumatic Affections.		Syphilitic Affections.		Scrofula.		Anæmia.		Leprosy.		Phthisis.		Dropsy.		Other Diseases of this Order.	
			Treated.	Died.	Treated.	Died.	Treated.	Died.	Treated.	Died.	Treated.	Died.	Treated.	Died.	Treated.	Died.	Treated.	Died.	Treated.	Died.	Treated.	Died.	Treated.	Died.	Treated.	Died.
	TANJORE—(*Continued*).																							
231	Pápanásam	In-patients ...	...	...	...	...	...	...	...	...	...	...	...	...	...	...	...	...	...	...	...	...	...	...
		Out do. ...	...	...	125	...	65	17	63	...	496	...	63	...	3	...	41	...	23	...	1	...	27	...	14	1
232	Patukóta	In do. ...	...	...	1	...	...	...	...	...	...	...	2	...	...	...	3	...	...	...	...	...	...	...	...	...
		Out do. ...	...	...	239	...	4	2	...	...	332	...	42	...	2	...	96	...	1	...	...	...	8	1	3	...
233	Rajamadam	In do. ...	...	...	6	...	...	...	1	...	8	...	5	...	1	...	9	1	...	...	...	...	4	3	...	...
		Out do. ...	...	...	382	...	...	...	...	...	242	...	21	...	1	...	55	...	...	...	1	...	5	1	...	...
234	Shiyáli	In do. ...	...	...	4	...	...	...	1	...	5	...	6	...	...	...	6	...	...	...	1	...	2	1	...	...
		Out do. ...	...	...	249	...	29	11	6	...	240	...	19	...	9	...	34	1	7	...	1	...	19	...	134	...
235	Tanjore	In do. ...	...	...	39	2	10	2	7	1	60	...	70	...	6	...	29	...	...	...	1	...	19	4	14	...
		Out do. ...	1	...	600	...	34	...	287	...	1,017	...	238	...	32	...	98	...	15	...	18	...	48	...	187	...
236	Tirukotapalle	In do. ...	...	...	...	...	...	...	...	...	...	...	...	...	...	...	...	...	...	...	...	...	...	...	...	...
		Out do. ...	...	...	558	...	88	...	81	...	582	...	77	...	3	...	71	...	13	...	6	...	43	...	150	...
237	Tiruturaipúndi	In do. ...	...	...	22	1	...	...	...	...	6	...	11	...	...	...	7	...	...	...	...	...	1	...	...	...
		Out do. ...	1	...	624	1	44	10	1	...	566	1	86	...	11	...	17	...	7	...	6	...	10	...	163	...
238	Tiruvadamarudúr	In do. ...	...	...	...	...	...	...	...	...	...	...	...	...	...	...	...	...	...	...	...	...	...	...	...	...
		Out do. ...	...	...	192	...	23	7	186	...	224	...	76	...	3	...	71	...	11	...	3	...	7	1	562	...
239	Tiruvadi	In do. ...	...	...	...	...	...	...	...	...	...	...	...	...	...	...	...	...	...	...	...	...	...	...	...	...
		Out do. ...	...	...	249	...	35	...	1	...	331	...	18	...	...	...	27	...	...	...	1	...	14	...	10	...
240	Tiruválúr	In do. ...	...	...	...	...	...	...	...	...	...	...	...	...	...	...	...	...	...	...	...	...	...	...	...	...
		Out do. ...	...	...	365	...	29	...	4	...	864	...	168	...	12	...	93	...	9	...	10	...	12	...	90	...
241	Tranquebar	In do. ...	...	...	6	...	...	...	...	...	10	...	7	1	...	...	26	2	...	...	7	...	...	...	2	...
		Out do. ...	1	...	184	1	21	5	66	1	136	...	106	...	8	...	118	...	15	...	8	...	9	...	167	7
242	Do. Branch	In do. ...	...	...	...	...	...	...	...	...	...	...	...	...	...	...	...	...	...	...	...	...	...	...	...	...
		Out do. ...	2	...	311	...	40	...	43	...	120	...	41	...	3	...	68	...	2	...	2	...	...	...	216	...
243	Vadarnium	In do. ...	...	...	...	...	...	...	...	...	...	...	...	...	...	...	...	...	...	...	...	...	...	...	...	...
		Out do. ...	...	...	525	...	...	...	1	...	286	...	19	...	2	...	26	...	2	...	3	...	3	...	33	...
244	Valangamon	In do. ...	...	...	...	...	...	...	...	...	...	...	...	...	...	...	...	...	...	...	...	...	...	...	...	...
		Out do. ...	...	...	191	...	75	12	...	...	485	...	53	...	11	1	12	...	...	...	2	...	9	1	4	...
245	Velangulam	In do. ...	...	...	16	...	...	...	...	...	12	...	2	...	...	...	14	1	1	...	...	...	4	...	3	...
		Out do. ...	...	...	161	...	...	...	...	...	126	...	6	...	...	...	33	...	1	...	...	...	1	...	108	...
246	Vallam	In do. ...	...	...	...	...	...	...	...	...	...	...	...	...	...	...	...	...	...	...	...	...	...	...	...	...
		Out do. ...	...	...	676	...	47	...	1	...	609	...	66	...	...	...	43	...	8	...	...	...	36	...	29	...
	TINNEVELLY.																									
247	Ambásamudrum	In-patients ...	...	...	...	...	...	...	...	...	...	...	...	...	...	...	...	...	...	...	...	...	...	...	...	...
		Out do. ...	...	...	495	...	38	9	4	...	537	...	416	...	24	...	88	...	30	...	22	...	19	2	460	1
248	Idaiyangudi	In do. ...	...	...	1	...	...	...	...	...	...	...	...	...	...	...	1	...	...	...	...	...	...	...	...	...
		Out do. ...	...	...	844	1	23	4	2	...	559	...	22	...	11	...	59	...	8	...	9	...	12	2	21	...
249	Megnánapuram	In do. ...	...	...	1	...	...	...	...	...	...	...	...	...	...	...	...	...	...	...	...	...	...	...	...	...
		Out do. ...	1	...	189	...	28	...	4	...	133	...	20	...	11	...	35	...	2	...	9	...	1	...	35	...
250	Nágalápuram	In do. ...	...	...	3	...	...	...	...	...	4	...	1	...	...	...	...	...	...	...	...	...	3	...	...	...
		Out do. ...	1	...	213	...	...	...	61	...	136	...	26	...	3	...	12	...	...	...	2	1	4	...	5	...
251	Nángunéri	In do. ...	...	...	7	...	2	1	...	...	2	...	...	...	...	...	...	...	...	...	...	...	...	...	...	...
		Out do. ...	...	...	359	...	18	6	94	...	58	...	35	...	3	...	17	...	13	...	1	...	6	...	195	...
252	Nazareth	In do. ...	...	...	...	...	1	1	2	...	3	...	1	...	...	...	...	...	...	...	...	...	4	1	...	...
		Out do. ...	...	...	516	...	53	21	356	...	371	...	21	...	5	...	56	...	7	...	6	...	23	...	8	...
253	Otapidáram	In do. ...	...	...	...	...	...	...	...	...	...	...	...	...	...	...	...	...	...	...	...	...	...	...	...	...
		Out do. ...	1	...	163	...	11	4	...	...	90	...	92	...	2	...	16	...	1	...	8	...	9	1	277	...
254	Palamcottah	In do. ...	...	...	5	...	11	7	...	...	15	...	36	...	7	...	3	...	2	...	1	...	7	4	32	2
		Out do. ...	5	...	456	...	151	100	8	...	387	...	152	...	26	...	33	...	14	...	3	...	13	...	99	...
255	Rádhápuram	In do. ...	...	...	...	...	...	...	...	...	...	...	...	...	...	...	...	...	...	...	...	...	...	...	...	...
		Out do. ...	1	...	231	1	9	2	...	...	125	1	22	...	13	...	16	1	2	...	...	...	18	1	6	...
256	Sankaranainárkoil	In do. ...	...	...	...	...	...	...	...	...	...	...	...	...	...	...	...	...	...	...	...	...	...	...	...	...
		Out do. ...	...	...	270	...	...	...	5	...	443	...	96	...	17	...	73	...	5	...	3	...	2	...	5	...
257	Sátúr	In do. ...	...	...	...	...	...	...	...	...	...	...	...	...	...	...	...	...	...	...	...	...	...	...	...	...
		Out do. ...	...	...	103	...	2	1	...	...	128	...	16	...	...	...	3	...	...	...	...	...	5	...	26	...
258	Sawyerpuram	In do. ...	...	...	...	...	...	...	...	...	6	...	1	...	...	...	...	...	...	...	1	...	2	1	...	...
		Out do. ...	...	...	708	...	202	19	42	...	366	...	43	...	17	1	7	...	7	...	13	...	23	1	...	...
259	Sivakási	In do. ...	...	...	...	...	...	...	...	...	...	...	...	...	...	...	...	...	...	...	...	...	...	...	...	...
		Out do. ...	1	...	367	1	48	14	14	...	319	...	57	...	12	...	5	...	8	...	2	...	12	1	9	...
260	Srívilliputur	In do. ...	...	...	3	...	...	...	...	...	3	...	3	...	...	...	2	...	...	...	...	...	...	...	...	...
		Out do. ...	...	...	1,520	...	36	...	26	...	728	...	158	...	4	...	353	...	6	...	2	...	31	...	223	...

(*Continued across on next page and downwards on page* 192.)

127

DISPENSARY STATISTICS—(*Continued*).

No. III.—*Statement showing the Diseases of the In-door and Out-door Patients treated in the Dispensaries of the Madras Presidency during the year* 1883—(Continued).

Number.	District and Dispensary.		3—(*Continued*). Diseases—(*Continued*). Local Diseases. Ophthalmia. Treated.	Ophthalmia. Died.	Inflammation of the External Ear. Treated.	Inflammation of the External Ear. Died.	Goitre. Treated.	Goitre. Died.	Respiratory Affections. Treated.	Respiratory Affections. Died.	Heart Diseases. Treated.	Heart Diseases. Died.	Dysentery. Treated.	Dysentery. Died.	Diarrhœa. Treated.	Diarrhœa. Died.	Worms. Treated.	Worms. Died.	Liver Diseases. Treated.	Liver Diseases. Died.	Spleen Diseases. Treated.	Spleen Diseases. Died.	Gonorrhœa and its Complications. Treated.	Gonorrhœa and its Complications. Died.
	TANJORE—(*Continued*).																							
231	Pápanásam	In-patients	...	...	...	...	...	...	...	...	...	...	...	...	...	...	...	...	...	...	...	...	...	...
		Out do.	676	...	257	...	...	...	174	...	4	...	62	...	198	...	335	...	4	...	1	...	85	...
232	Patukóta	In do.	...	...	...	...	...	...	...	...	...	...	...	...	...	...	...	...	...	...	...	...	...	...
		Out do.	1,099	...	174	...	...	...	59	...	...	...	64	...	60	...	186	...	...	...	...	...	45	...
233	Rajamadam	In do.	1	...	1	...	...	...	3	...	...	...	6	...	1	...	...	...	...	...	2	...	4	...
		Out do.	618	...	158	...	...	...	159	...	...	...	53	...	69	...	213	...	...	...	1	...	18	...
234	Shiyáli	In do.	...	...	2	...	...	...	...	...	...	...	3	...	6	1	...	...	...	...	...	...	5	...
		Out do.	1,098	...	451	...	...	...	108	...	...	...	34	...	111	...	336	...	3	...	...	...	53	...
235	Tanjore	In do.	6	...	...	...	...	...	19	3	2	...	34	6	39	16	...	...	6	...	5	...	29	...
		Out do.	676	...	912	...	5	...	475	...	13	...	185	...	305	...	804	...	17	...	19	...	272	...
236	Tirukotàpallo	In do.	...	...	...	...	...	...	...	...	...	...	...	...	...	...	...	...	...	...	...	...	...	...
		Out do.	1,267	...	429	...	...	...	223	...	5	...	120	...	263	...	573	...	11	...	16	...	118	...
237	Tiruturaipúndi	In do.	1	...	...	...	...	...	6	...	2	...	3	...	2	...	...	...	...	...	...	...	4	...
		Out do.	432	...	524	...	1	...	123	...	1	...	55	...	131	...	535	...	5	...	...	...	94	...
238	Tiruvadamarudúr	In do.	...	...	...	...	...	...	...	...	...	...	...	...	...	...	...	...	...	...	...	...	...	...
		Out do.	9	...	305	...	...	...	90	...	13	...	56	...	147	...	203	...	19	...	2	...	91	...
239	Tiruvadi	In do.	...	...	...	...	...	...	...	...	...	...	...	...	...	...	...	...	...	...	...	...	...	...
		Out do.	1,258	...	269	...	...	...	136	...	2	...	39	...	165	...	419	...	3	...	2	...	49	...
240	Tiruválúr	In do.	...	...	...	...	...	...	...	...	...	...	...	...	...	...	...	...	...	...	...	...	...	...
		Out do.	848	...	293	...	...	...	191	...	4	...	76	...	188	...	447	...	3	...	...	...	84	...
241	Tranquebar	In do.	...	...	1	...	...	...	5	1	4	1	5	1	10	...	...	...	3	...	1	...	11	...
		Out do.	473	...	164	...	...	...	78	1	2	...	100	...	103	...	335	...	12	...	...	...	110	...
242	Do. Branch	In do.	...	...	...	...	...	...	...	...	...	...	...	...	...	...	...	...	...	...	...	...	...	...
		Out do.	408	...	197	...	...	...	109	...	1	...	93	...	135	...	273	...	2	...	...	...	52	...
243	Vadarnium	In do.	...	...	...	...	...	...	...	...	...	...	...	...	...	...	...	...	...	...	...	...	...	...
		Out do.	25	...	181	...	...	...	109	...	...	...	15	...	106	...	58	...	2	...	...	...	62	...
244	Valangamon	In do.	...	...	...	...	...	...	...	...	...	...	...	...	...	...	...	...	...	...	...	...	...	...
		Out do.	958	...	284	...	...	...	63	...	...	...	64	...	108	...	180	...	6	...	...	...	62	...
245	Valangulam	In do.	1	...	...	...	...	...	5	1	...	...	8	1	3	...	...	...	...	...	...	...	3	...
		Out do.	131	...	56	...	...	...	77	...	...	...	30	...	31	...	28	...	...	...	...	...	23	...
246	Vallam	In do.	...	...	...	...	...	...	...	...	...	...	...	...	...	...	...	...	...	...	...	...	...	...
		Out do.	1,743	...	361	...	...	...	116	...	...	...	48	...	98	...	250	...	...	...	...	...	56	...
	TINNEVELLY.																							
247	Ambásamudrum	In-patients	...	...	...	...	...	...	...	...	...	...	...	...	...	...	...	...	...	...	...	...	...	...
		Out do.	782	...	228	...	...	...	246	...	41	...	90	...	229	3	693	...	146	...	59	...	107	...
248	Idaiyargudi	In do.	1	...	...	...	...	...	...	...	...	...	...	...	...	...	...	...	...	...	...	...	...	...
		Out do.	1,077	...	132	...	...	...	371	2	23	...	166	...	307	...	200	...	...	...	...	...	67	...
249	Megnánapuram	In do.	...	...	...	...	...	...	...	...	...	...	...	...	1	1	...	...	...	...	...	...	...	...
		Out do.	615	...	80	...	...	...	295	...	...	...	84	...	96	...	37	...	5	...	5	...	4	...
250	Nágalápuram	In do.	1	...	2	...	...	...	...	...	1	...	...	...	...	...	...	...	...	...	...	...	4	...
		Out do.	382	...	111	...	...	...	194	...	6	...	89	...	127	...	117	...	4	...	...	...	77	...
251	Nángunéri	In do.	...	...	...	...	...	...	...	...	...	...	4	1	3	1	...	...	1	...	...	...	...	...
		Out do.	299	...	109	...	...	...	87	...	2	...	82	...	133	1	324	...	9	...	11	...	37	...
252	Nazareth	In do.	...	...	...	...	...	...	...	...	...	...	2	1	1	...	...	...	1	...	...	...	2	...
		Out do.	537	...	292	...	...	...	363	...	39	...	239	...	488	...	314	...	2	...	2	...	74	...
253	Otapidáram	In do.	...	...	...	...	...	...	...	...	...	...	...	...	...	...	...	...	...	...	...	...	...	...
		Out do.	311	...	251	...	...	...	181	2	6	1	95	...	79	...	411	...	7	...	...	...	115	...
254	Palamcottah	In do.	1	...	...	...	...	...	...	...	...	...	11	4	12	6	...	...	...	...	...	...	10	...
		Out do.	332	...	204	...	6	...	187	...	2	...	200	...	165	...	193	...	7	...	8	...	149	...
255	Rádhápuram	In do.	...	...	...	...	...	...	...	...	...	...	...	...	...	...	...	...	...	...	...	...	...	...
		Out do.	259	...	31	...	1	...	152	3	...	...	42	...	68	...	113	...	23	...	7	...	19	...
256	Sankaranainárkoil	In do.	...	...	...	...	...	...	...	...	...	...	...	...	...	...	...	...	...	...	...	...	...	...
		Out do.	664	...	233	...	...	...	153	...	3	...	55	...	73	...	352	...	...	...	2	...	194	...
257	Sátúr	In do.	...	...	...	...	...	...	...	...	...	...	...	...	...	...	...	...	...	...	...	...	...	...
		Out do.	92	...	87	...	...	...	38	...	...	...	16	1	37	...	122	...	...	...	...	...	32	...
258	Sawyerpuram	In do.	...	...	...	...	...	...	1	...	...	...	...	...	...	...	...	...	...	...	...	...	3	...
		Out do.	399	...	255	...	...	...	281	...	3	...	197	...	294	...	127	...	10	...	8	...	64	...
259	Sivakási	In do.	...	...	...	...	...	...	...	...	...	...	...	...	...	...	...	...	...	...	...	...	...	...
		Out do.	357	...	149	...	24	...	179	1	9	...	69	...	89	...	76	...	10	...	2	...	32	...
260	Srívilliputur	In do.	...	...	...	...	...	...	2	...	...	...	1	...	...	...	...	...	...	...	...	...	1	...
		Out do.	858	...	526	...	...	...	222	...	10	...	199	1	222	...	1,634	...	6	...	4	...	155	...

(*Continued across on next page and downwards on page* 194.)

No. III.—*Statement showing the Diseases of the In-door and Out-door Patients treate*

Number.	District and Dispensary.		Disens						Lec	
			Abscess, Boils, and Whitlow.		Skin Diseases.		Ulcer.		Labor, Prematur Natural and Difficult	
			Treated.	Died.	Treated.	Died.	Treated.	Died.	Treated.	Died.
	TANJORE—(*Continued*).									
231	Pápanásam	In-patients...	...	...	...	...	...	...	...	..
		Out do. ...	373	...	974	...	808	...	21	...
232	Patukóta	In do. ...	6	...	...	...	...	...	..	.
		Out do. ...	319	...	572	...	382	...	34	.
233	Rajamadam	In do. ...	7	...	9	...	12	...	1	..
		Out do. ..	267	...	566	...	443	...	8	..
234	Shiyáli	In do. ...	6	...	5	...	12	...	...	..
		Out do. ...	378	...	542	...	639	...	4	..
235	Tanjore	In do. ...	28	4	19	...	95	...	27	.
		Out do. ...	672	...	908	...	1,858	...	12	..
236	Tirukotapalle	In do. ...	...	...	...	...	...	...	...	..
		Out do. ...	279	...	1,068	...	945	...	19	..
237	Tiruturaipúndi	In do. ..	8	1	14	...	15	...	1	..
		Out do. ...	460	1	1,422	...	780	...	15	.
238	Tiruvadamarudúr	In do. ...	...	...	...	...	...	...	...	..
		Out do. ...	372	...	650	...	736	...	19	..
239	Tiruvadi	In do. ...	...	...	...	...	...	...	...	..
		Out do. ...	250	...	582	...	1,295	...	34	..
240	Tiruvâlúr	In do. ...	...	...	...	...	...	...	...	.
		Out do. ...	484	...	1,491	...	1,389	...	10	..
241	Tranquebar	In do. ...	4	...	1	...	27	...	1	..
		Out do. ...	280	...	366	...	533	...	9	.
242	Do. Branch	In do. ...	...	...	...	...	...	...	...	.
		Out do. ...	243	...	174	...	415	...	3	.
243	Vadarnium	In do. ...	...	...	...	...	...	...	...	.
		Out do. ...	226	...	624	...	851	...	26	.
244	Valangamon	In do. ...	...	...	...	...	...	...	...	.
		Out do. ...	442	...	533	...	627	...	6	.
245	Velangulam	In do. ...	2	...	6	...	13	...	...	.
		Out do. ...	87	...	126	...	214	...	...	.
246	Vallam	In do. ...	...	...	..	...	...	...	...	.
		Out do. ...	190	...	389	...	1,017	...	33	.
	TINNEVELLY.									
247	Ambásamudrum	In-patients...	...	...	...	...	...	...	...	.
		Out do. ...	312	...	1,531	...	537	1	8	.
248	Idaiyangudi	In do. ...	...	...	...	...	1	...	...	.
		Out do. ...	82	...	524	...	369	...	36	.
249	Megnánapuram	In do. ...	...	...	...	...	4	...	...	.
		Out do. ...	184	...	1,101	...	285	...	21	.
250	Nágalápuram	In do. ...	4	...	...	...	7	...	...	.
		Out do. ...	105	...	163	...	240	...	5	.
251	Nánguméri	In do. ...	5	...	...	...	2	...	...	.
		Out do. ...	159	...	583	...	368	...	1	.
252	Nazareth	In do. ...	3	1	5	...	22	...	...	.
		Out do. ...	213	...	1,154	...	612	...	31	.
253	Otapidáram	In do. ...	...	...	...	...	...	...	...	.
		Out do. ...	265	...	864	...	440	...	2	.
254	Palamcottah	In do. ...	4	...	5	...	21	...	...	.
		Out do. ...	290	...	405	...	591	...	25	.
255	Rádhápuram	In do. ...	...	...	...	...	...	...	...	.
		Out do. ...	84	...	181	...	203	...	3	.
256	Sankaranainárkoil	In do. ...	...	...	...	...	...	...	..	.
		Out do. ...	223	...	907	...	621	...	1	.
257	Sátúr	In do. ...	...	...	...	...	...	...	...	.
		Out do. ...	43	...	110	...	188	...	...	.
258	Sawyerpuram	In do. ...	1	...	...	...	5	...	...	.
		Out do. ...	223	...	450	...	273	...	14	.
259	Sivakási	In do. ...	...	...	...	...	...	...	...	.
		Out do. ...	129	...	291	...	227	...	8	.
260	Srívilliputur	In do. ...	4	...	...	...	2	...	...	.
		Out do. ...	216	...	1,962	...	1,079	...	3	.

STATISTICS—(*Continued*).

in the Dispensaries of the Madras Presidency during the year 1883—(Continued).

—(*Continued*).									4	5	
—(*Continued*).										Operations.	
Diseases—(*Continued*).											
Other Local Diseases.		Debility and Old Age.		Poisons and Poisoned Wounds.		Injuries.		Total Number of In-door and Out-door Patients Treated in each Dispensary.	Major.	Minor.
Treated.	Died.	Treated.	Died.	Treated.	Died.	Treated.	Died.			
...	...	...	...	...	...	...	...	6,409	...	...
1,159	1	134	...	1	...	219	...		...	423
5	...	2	...	...	...	2	...	5,286	2	1
1,264	1	18	...	10	...	202	...		6	128
14	...	5	...	...	...	3	...	4,719	1	...
1,177	1	21	...	1	...	137	...		...	50
23	...	4	...	...	...	8	1	6,499	...	4
1,514	1	51	...	...	...	330	...		...	119
203	8	20	1	2	...	45	2	16,227	...	...
4,926	...	212	...	31	...	516	...		24	501
...	...	...	...	...	...	...	...	9,266	...	...
1,758	...	104	...	15	...	381	...		8	57
21	...	20	...	...	...	20	...	8,115	4	4
1,424	...	84	...	2	...	327	...		1	73
...	...	...	...	...	...	...	...	6,093	...	...
1,558	2	38	...	66	...	361	1		...	43
...	...	...	...	...	...	...	...	6,776	...	...
1,299	...	42	...	...	...	246	...		2	180
...	...	..	...	...	...	...	...	10,093	...	...
2,369	...	57	...	29	...	474	...		5	547
38	...	4	...	...	...	26	...	5,781	8	7
1,783	...	120	...	4	...	271	...		15	108
...	...	...	...	...	...	...	...	5,134	...	...
1,861	...	144	...	47	...	129	...		9	69
...	...	...	...	...	...	...	...	4,161	...	...
748	...	29	...	11	...	188	...		3	152
...	...	...	...	...	...	...	...	5,360	...	...
745	...	28	...	1	...	411	...		8	478
16	...	9	...	...	...	4	1	2,058	2	1
611	...	15	...	1	...	70	...		...	4
...	...	...	...	...	...	...	...	7,470	...	...
1,225	...	48	...	33	...	348	...		...	207
...	...	...	..	...	...	...	...	9,849	...	...
1,872	4	192	...	4	...	639	...		20	199
7	...	...	...	...	...	16	...	7,123	1	4
1,773	...	51	...	8	...	340	...		11	122
2	...	...	...	...	...	19	...	4,033	...	1
481	...	32	...	48	...	192	...		4	102
14	...	...	...	...	...	7	...	2,806	...	6
456	...	15	...	23	...	178	...		...	39
2	...	5	3	...	...	9	...	4,284	...	...
942	...	41	...	12	...	244	7		3	75
23	...	...	...	1	..	6	...	8,145	...	6
1,658	...	226	...	17	...	380	...		2	71
...	...	...	...	...	...	...	...	4,901	...	...
873	1	62	...	1	...	268	3		14	36
50	2	4	...	...	...	25	3	6,345	26	16
1,512	...	185	...	29	...	246	...		14	216
...	...	...	...	...	..	...	...	2,344	...	...
450	4	113	...	27	...	114	...		1	29
...	...	...	...	...	...	...	...	5,737	...	...
970	...	40	...	11	...	296	...		...	127
...	...	...	...	...	...	...	...	1,422	...	...
261	1	12	...	11	...	90	...		10	37
2	...	...	...	...	...	5	...	4,842	...	1
532	...	83	...	13	...	181	...		...	49
...	...	...	...	...	...	..	...	3,609	...	...
769	1	74	3	23	...	243	...		2	161
1	...	2	...	...	...	26	...	12,382	2	2
1,697	2	48	...	85	...	319	...		16	110

(*Continued downwards on page* 196.)

No. III.—*Statement showing the Diseases of the In-door and Out-door Patients treated* TISTICS—(*Continued*).

Dispensaries of the Madras Presidency during the year 1883—(Continued).

1	2		General																											
			Order A. Febrile or Zymotic Diseases.								Order B. Constitutional Diseases.																			
Number.	District and Dispensary.		Small-pox.		Malarious Fevers, Ague, and Remittent.		Cholera.		Other Diseases of this Order.		ses. / ses. / eumatic-flections.		Syphilitic Affections.		Scrofula.		Anæmia.		Leprosy.		Phthisis.		Dropsy.		Other Diseases of this Order.	
			Treated.	Died.	Treated.	Died.	Treated.	Died.	Treated.	Died.		Died.	Treated.	Died.	Treated.	Died.	Treated.	Died.	Treated.	Died.	Treated.	Died.	Treated.	Died.	Treated.	Died.
	TINNEVELLY—(*Continued*).																													
261	Srívaikuntham	In-patients...	...	...	...	...	...	...	...	...	...	...	...	...	...	...	...	...	...	...	...	...	...	...	...	...	...	...	...	...
		Out do. ...	...	...	85	...	94	43	5	...	833	...	33	...	25	...	80	1	4	...	4	...	18	...	155	...
262	Tenkási	In do. ...	...	...	...	...	...	...	...	...	1	...	1	...	...	...	...	...	...	...	...	...	...	...	...	...
		Out do. ...	...	...	467	1	127	36	...	...	428	...	125	...	10	...	56	1	14	...	10	3	10	...	228	...
263	Tenkarangudi	In do. ...	...	...	...	...	...	...	...	...	...	...	...	...	...	...	...	...	...	...	...	...	...	...	...	...
		Out do. ...	...	...	234	3	156	61	...	...	169	...	51	...	4	...	13	1	11	...	...	...	17	1	231	...
264	Tinnevelly	In do. ...	...	...	9	2	4	3	...	...	12	...	9	1	2	...	1	...	1	...	1	1	3	2	5	...
		Out do. ...	2	...	251	...	522	159	12	...	148	...	69	...	17	...	18	...	2	...	2	...	9	2	255	...
265	Tuticorin	In do. ...	...	...	5	1	5	1	6	...	4	...	40	...	...	...	7	2	1	...	5	...	2	...	5	1
		Out do. ...	...	...	446	2	22	8	389	2	343	...	567	...	13	...	24	...	26	...	23	1	20	...	23	...
266	Virudupati	In do. ...	...	...	10	...	...	...	1	...	10	...	3	...	...	...	6	1	...	...	...	...	4	...	2	...
		Out do. ...	...	...	355	...	40	18	92	...	569	...	102	...	13	...	6	...	2	...	3	...	8	...	59	...
	TRICHINOPOLY.																													
267	Ariyalúr	In-patients...	...	...	...	...	...	...	...	...	...	...	...	...	...	...	...	...	...	...	...	...	...	...	...	...
		Out do. ...	...	...	541	...	10	...	...	...	311	...	28	...	3	...	20	...	18	...	1	...	10	...	96	...
268	Erungalore	In do. ...	...	...	...	...	...	...	...	...	...	...	...	...	...	...	...	...	...	...	...	...	...	...	...	...
		Out do. ...	...	...	655	13	19	7	18	...	204	3	25	...	3	...	56	...	7	...	...	...	12	3	13	...
269	Musiri	In do. ...	...	...	...	...	...	...	...	...	...	...	...	...	...	...	...	...	...	...	...	...	...	...	...	...
		Out do. ...	...	...	600	...	59	...	18	...	312	...	75	...	9	...	5	...	21	...	3	...	9	...	6	...
270	Srírangam	In do. ...	...	...	9	...	6	3	...	...	23	...	15	...	2	...	5	...	1	1	1	1	14	3	4	1
		Out do. ...	2	...	592	...	220	96	1	...	399	...	87	...	17	...	20	...	...	...	...	...	22	1	48	...
271	Trichinopoly	In do. ...	4	1	118	3	40	26	3	...	71	...	168	1	19	...	75	5	...	...	18	...	28	4	16	...
		Out do. ...	8	1	3,839	3	316	26	38	...	751	...	423	1	60	...	155	5	31	...	32	...	68	...	43	...
	VIZAGAPATAM.																													
272	Anakápalle	In-patients...	...	...	11	...	...	...	1	...	2	...	1	...	...	...	9	1	...	...	...	...	10	1	...	...
		Out do. ...	...	...	388	...	...	...	35	...	427	...	66	1	10	...	51	...	64	...	...	...	24	...	14	...
273	Bimlipatam	In do. ...	...	...	9	1	...	...	...	...	26	...	13	2	...	...	...	...	...	...	...	...	1	...	...	...
		Out do. ...	...	...	409	...	...	...	10	...	470	...	69	...	...	...	...	...	68	...	...	...	13	1	8	...
274	Bobbili	In do. ...	...	...	7	...	...	...	...	...	1	...	7	...	...	...	...	...	...	...	...	...	2	1	...	...
		Out do. ...	...	...	839	4	...	...	10	1	371	...	177	...	17	...	10	...	44	...	5	1	40	1	19	1
275	Chípurupalle	In do. ...	...	...	4	...	...	...	...	...	2	...	...	...	...	...	...	...	...	...	...	...	1	...	1	...
		Out do. ...	...	...	190	1	...	...	...	...	883	...	8	...	1	...	6	...	91	...	...	...	5	...	4	...
276	Chódavaram	In do. ...	...	...	9	...	...	...	...	...	...	...	...	...	...	...	2	...	1	...	...	...	1	...	...	...
		Out do. ...	...	...	978	1	...	...	...	...	506	...	88	...	...	...	91	1	9	...	...	...	26	1	2	...
277	Gajapatinagar	In do. ...	...	...	...	...	...	...	...	...	...	...	...	...	...	...	...	...	...	...	...	...	...	...	...	...
		Out do. ...	...	...	198	...	...	...	94	...	516	...	78	...	...	...	37	...	2	...	10	...	11	...	12	...
278	Gunipur	In do. ...	...	...	...	...	...	...	...	...	...	...	...	...	...	...	...	...	...	...	...	...	...	...	...	...
		Out do. ...	...	...	350	...	...	...	...	...	74	...	7	...	...	...	23	...	4	...	1	...	8	...	6	...
279	Itikavulsa	In do. ...	1	...	4	...	...	...	...	...	1	...	...	...	...	...	...	...	...	...	...	...	...	...	...	...
		Out do. ...	...	...	1,489	...	...	...	1	...	204	...	3	...	...	...	24	...	...	...	...	...	4	...	1	...
280	Narsapatnam	In do. ...	...	...	31	...	...	...	...	...	6	...	4	...	1	...	4	...	...	...	...	...	3	1	...	...
		Out do. ...	...	...	973	...	...	...	...	...	178	...	38	...	12	...	59	...	4	...	...	...	11	...	4	...
281	Pálkonda	In do. ...	...	...	9	...	...	...	...	...	13	...	14	1	...	...	...	...	...	...	3	...	5	2	2	...
		Out do. ...	...	...	1,013	3	...	...	6	...	387	...	70	...	7	...	84	1	294	...	11	1	16	1	16	...
282	Párvatipur	In do. ...	...	...	...	...	...	...	...	...	...	...	...	...	1	...	...	...	...	...	...	...	...	...	...	...
		Out do. ...	...	...	801	1	...	...	...	...	318	...	83	...	9	...	1	...	9	...	3	...	35	...	15	...
283	Sálúr	In do. ...	...	...	5	...	...	...	...	...	...	...	...	...	...	...	...	...	...	...	...	...	...	...	...	...
		Out do. ...	...	...	864	...	...	...	...	...	121	...	136	...	2	...	37	...	83	...	...	...	35	...	34	...
284	Srungavarapukóta	In do. ...	...	...	25	...	...	...	...	...	2	...	...	...	...	...	...	...	...	...	...	...	1	...	1	...
		Out do. ...	...	...	321	...	...	...	9	...	327	...	5	...	2	...	15	...	7	...	...	...	19	...	47	...
285	Vizagapatam	In do. ...	...	...	15	...	...	...	1	...	5	...	29	...	2	...	20	5	2	...	5	3	3	1	3	...
		Out do. ...	1	...	709	...	...	...	23	...	621	1	195	...	17	...	60	...	89	...	21	...	25	...	45	...
286	Waltair	In do. ...	Statistics are included in								eturn of Vizagapatam.															
		Out do. ...																								
287	Yellamanchili	In do. ...	...	...	26	...	...	...	...	...	9	...	8	...	...	...	18	...	1	...	...	...	8	...	...	...
		Out do. ...	1	...	427	...	...	...	2	...	324	...	99	...	6	...	52	...	50	...	...	...	24	...	47	...
	Grand Total ...	In do. ...	490	181	3,285	127	452	239	305	19	330	17	2,307	39	193	19	834	38	480	48	469	120	940	252	646	56
		Out do. ...	260	13	183,404	189	9,932	2,511	11,825	16	318	9	24,154	2	2,971	3	12,182	32	2,983	3	1,525	33	5,192	93	17,171	29

(*Continued across on next page.*)

DISPENSARY

No. III.—*Statement showing the Diseases of the In-door and Out-door Patients treated*

Number.	District and Dispensary.		3 Diseases Local: Ophthalmia. Treated.	Ophthalmia. Died.	Inflammation of the External Ear. Treated.	Inflammation of the External Ear. Died.	Goitre. Treated.	Goitre. Died.	Respiratory Affections. Treated.	Respiratory Affections. Died.
	TINNEVELLY—(*Continued*).									
261	Srívaikuntham	In-patients ...	...	...	...	...	...	...	...	...
		Out do. ...	563	...	252	...	...	...	380	...
262	Tenkási	In do. ...	...	...	...	...	...	...	...	...
		Out do. ...	451	...	83	...	2	...	22[illegible]	...
263	Tenkarangudi	In do. ...	...	...	...	...	...	...	...	...
		Out do. ...	128	...	94	...	2	...	97	1
264	Tinnevelly	In do. ...	...	...	...	...	...	...	4	2
		Out do. ...	360	...	246	...	...	...	205	..
265	Tuticorin	In do. ...	...	...	...	...	...	...	7	...
		Out do. ...	64	...	56	...	...	...	1,156	6
266	Virudupati	In do. ...	2	...	...	...	...	...	[illegible]	...
		Out do. ...	728	...	509	...	...	...	212	...
	TRICHINOPOLY.									
267	Ariyalúr	In-patients ..	...	...	...	...	...	...	...	...
		Out do. ...	764	...	260	...	...	...	73	...
268	Erungalore	In do. ...	...	...	...	...	...	...	...	...
		Out do. ...	642	...	246	...	2	...	109	...
269	Musiri	In do. ...	...	...	...	...	...	...	...	...
		Out do. ...	1,060	...	353	...	...	...	115	...
270	Srírangam	In do. ...	1	...	1	...	...	...	4	2
		Out do. ...	2,932	...	1,276	...	...	...	115	1
271	Trichinopoly	In do. ...	13	...	...	...	...	...	49	2
		Out do. ...	5,566	...	2,118	...	2	...	798	2
	VIZAGAPATAM.									
272	Anakápalle	In-patients ...	1	...	...	...	...	...	6	..
		Out do. ...	408	...	333	...	...	...	351	...
273	Bimlipatam	In do. ...	...	...	...	...	...	..	5	2
		Out do. ...	129	...	148	...	...	...	211	...
274	Bobbili	In do. ...	...	...	...	...	...	...	2	...
		Out do. ...	568	...	303	...	1	...	376	...
275	Chípurupallo	In do. ...	...	...	...	...	...	...	...	...
		Out do. ...	538	...	147	...	...	...	103	1
276	Chódavaram	In do. ...	...	...	...	...	...	...	...	...
		Out do. ...	293	...	267	...	...	...	239	...
277	Gajapatinagar	In do. ...	...	...	...	...	...	...	...	...
		Out do. ...	420	...	184	...	...	...	215	...
278	Gunipur	In do. ...	...	...	...	...	...	...	...	...
		Out do. ...	126	...	[illegible]	...	...	...	64	...
279	Itikavulsa	In do. ...	...	...	...	...	...	...	...	...
		Out do. ...	34	...	[illegible]	...	...	...	282	...
280	Narsapatnam	In do. ...	5	...	...	...	...	...	11	1
		Out do. ...	719	...	[illegible]	...	...	...	143	2
281	Pálkonda	In do. ...	3	...	...	...	...	...	5	...
		Out do. ...	441	...	197	...	...	...	261	1
282	Párvatípur	In do. ...	...	...	...	...	...	...	...	...
		Out do. ...	694	...	170	...	...	...	177	...
283	Sálúr	In do. ...	...	...	...	...	...	...	...	...
		Out do. ...	713	...	122	...	...	...	275	...
284	Srungavarapukóta	In do. ...	1	...	...	...	...	...	1	...
		Out do. ...	99	...	130	...	...	...	113	...
285	Vizagapatam	In do. ...	8	...	...	...	...	...	9	3
		Out do. ...	318	...	419	...	...	...	320	...
286	Waltair	In do. ...	Statistics are included in the return of Vizagapatam.							
		Out do. ...								
287	Yellamanchili	In do. ...	5	...	2	...	...	...	9	...
		Out do. ...	235	...	373	...	21	...	178	...
	Grand Total ...	In do. ...	766	1	26	...	5	...	1,306	131
		Out do. ...	166,352	1	74,685	...	214	...	59,476	83

130

STATISTICS—(*Continued*).

in the Dispensaries of the Madras Presidency during the year 1883—(Continued).

—(*Continued*).														
—(*Continued*).														
Diseases.														
Heart Diseases. Treated.	Heart Diseases. Died.	Dysentery. Treated.	Dysentery. Died.	Diarrhœa. Treated.	Diarrhœa. Died.	Worms. Treated.	Worms. Died.	Liver Diseases. Treated.	Liver Diseases. Died.	Spleen Diseases. Treated.	Spleen Diseases. Died.	Gonorrhœa and its Complications. Treated.	Gonorrhœa and its Complications. Died.
...	...	...	...	...	...	...	...	...	...	...	...	...	...
9	2	121	1	274	...	611	...	12	...	...	...	73	...
1	1	...	...	...	...	...	...	...	...	...	...	2	...
12	...	91	...	212	1	582	...	3	...	5	...	254	1
...	...	...	...	...	...	...	...	...	...	...	...	...	...
4	...	91	2	61	...	251	...	5	...	15	...	110	...
...	...	12	4	8	4	...	...	...	...	...	...	7	...
1	...	108	...	189	...	200	...	7	...	4	...	85	...
2	..	11	2	17	5	...	...	4	1	3	...	16	...
13	...	354	5	429	5	152	...	48	...	25	...	157	1
...	...	3	...	2	...	1	...	...	...	1	1	8	...
4	...	106	...	144	...	175	...	5	...	4	...	152	...
...	...	...	...	...	...	...	...	...	...	...	...	...	...
...	...	29	...	49	...	94	...	1	...	2	...	54	...
...	...	...	...	...	...	...	...	...	...	...	...	...	...
1	...	72	...	103	...	51	...	5	...	23	...	25	...
...	...	...	...	...	...	...	...	...	...	...	...	...	...
8	...	77	...	119	...	117	...	1	...	15	...	93	...
...	...	8	1	8	2	...	...	...	...	2	...	15	...
...	...	100	...	186	...	1,233	...	1	...	...	...	94	...
15	2	72	5	84	24	...	...	13	1	12	...	74	...
19	2	425	5	471	24	3,265	...	42	1	23	...	421	...
...	...	12	...	6	...	...	...	...	...	...	...	1	...
1	...	118	...	147	...	183	...	6	...	5	...	78	...
...	...	2	...	1	...	...	...	...	...	2	...	2	...
...	...	73	...	123	1	835	...	2	...	9	...	72	...
...	...	...	...	1	...	...	...	...	...	2	...	1	...
1	...	96	4	174	1	338	...	15	...	21	...	152	1
...	...	1	...	...	...	...	...	...	...	...	...	...	...
4	...	25	...	53	...	98	...	1	...	3	...	48	...
...	...	...	...	...	...	...	...	...	...	...	...	1	...
...	...	69	...	110	1	103	...	...	...	12	...	97	...
...	...	...	...	...	...	...	...	...	...	...	...	...	...
8	...	58	...	53	..	72	...	2	...	2	...	85	...
...	...	...	...	...	...	...	...	...	...	...	...	...	...
...	...	31	...	43	...	50	...	...	...	6	...	7	...
...	...	...	...	...	...	...	...	...	...	...	...	1	...
4	...	69	...	56	...	35	...	1	...	21	...	36	...
...	...	4	...	3	...	...	...	1	...	...	...	...	...
...	...	29	...	28	...	187	...	8	...	13	...	12	...
...	...	...	...	...	...	...	...	...	...	1	...	2	...
5	...	87	2	107	...	756	...	6	...	31	...	79	...
...	...	...	...	...	...	...	...	...	...	...	...	...	...
5	...	38	1	53	...	136	...	7	...	17	...	41	...
...	...	...	...	1	...	...	...	...	...	...	...	...	...
...	...	87	1	75	...	265	...	3	...	2	...	82	...
...	...	1	...	...	...	...	...	...	...	...	...	1	...
1	...	70	...	77	...	196	...	2	...	1	...	8	...
4	2	11	2	7	...	...	...	4	...	5	1	30	1
20	...	132	...	134	...	550	...	22	...	53	...	252	...
...	...	9	...	15	...	...	...	...	...	...	...	4	...
7	...	145	...	180	...	161	...	8	...	14	...	88	...
196	39	1,331	224	1,324	373	62	1	357	35	326	17	1,640	34
1,203	15	23,458	75	34,421	109	77,973	1	4,869	11	5,334	6	24,534	12

(*Continued across on next page.*)

No. III.—*Statement showing the Diseases of the In-door and Out-door Patients treated*

Number.	District and Dispensary.		3 Diseases Local							
			Abscess, Boils, and Whitlow.		Skin Diseases.		Ulcer.		Labor, Premature, Normal, and Difficult.	
			Treated.	Died.	Treated.	Died.	Treated.	Died.	Treated.	Died.
	TINNEVELLY—(*Continued*).									
261	Srivaikuntham	In-patients...	...	...	...	...	...	...	...	...
		Out do. ..	383	1	1,336	...	841	...	...	...
262	Tenkási	In do. ...	1	...	...	...	2	...	...	...
		Out do. ...	529	...	979	...	664	...	3	1
263	Tenkarangudi	In do. ...	...	...	...	...	...	...	...	...
		Out do. ...	209	...	460	...	459	...	6	...
264	Tinnevelly	In do. ...	1	...	5	...	18	...	1	...
		Out do. ...	306	...	1,107	...	1,665	...	...	...
265	Tuticorin	In do. ...	4	...	4	...	2	...	...	...
		Out do. ...	166	...	357	...	98	...	...	...
266	Virudupati	In do. ...	3	...	5	...	13	...	...	...
		Out do. ...	205	...	445	...	708	...	1	1
	TRICHINOPOLY.									
267	Ariyálúr	In-patients...	...	...	...	...	...	...	...	...
		Out do. ..	137	...	407	...	724	...	3	...
268	Erungalore	In do. ..	...	...	..	...	...	...	...	...
		Out do. ...	289	...	584	...	284	...	3	1
269	Musiri	In do. ...	...	...	...	...	...	...	...	...
		Out do. ...	364	...	563	...	914	...	3	...
270	Srírangam	In do. ...	6	...	7	...	18	...	9	1
		Out do. ...	883	...	742	...	2,218	...	24	2
271	Trichinopoly	In do. ...	55	...	77	...	172	2	53	1
		Out do. ...	1,766	...	2,505	...	4,320	2	17	1
	VIZAGAPATAM.									
272	Anakápallo	In-patients...	3	...	...	...	5	...	...	..
		Out do. ...	245	...	823	...	861	...	3	...
273	Bimlipatam	In do. ...	4	...	...	...	76	1	5	1
		Out do. ...	142	...	407	...	433	..	...	...
274	Bobbili	In do. ...	...	...	...	...	9	...	...	...
		Out do. ...	246	1	502	...	595	...	8	1
275	Chípurupalle	In do. ...	...	...	...	..	1	...	...	...
		Out do. ...	158	...	814	...	392	...	1	...
276	Chódavaram	In do. ...	2	...	...	...	1	...	...	...
		Out do. ...	99	...	707	...	724	...	...	...
277	Gajapatinagar	In do. ...	...	...	...	...	...	...	...	...
		Out do. ...	95	...	737	...	253	...	...	...
278	Gunipur	In do. ...	...	...	...	...	...	...	...	...
		Out do. ...	35	...	141	...	116	...	...	...
279	Itikavulsa	In do. ...	...	...	1	...	3	...	...	...
		Out do. ...	15	...	46	...	281	...	1	...
280	Narsapatnam	In do. ...	1	...	8	...	14	...	...	...
		Out do. ...	67	...	374	...	358	..	1	...
281	Pálkonda	In do. ...	...	...	3	2	6	...	...	...
		Out do. ...	136	...	1,165	1	834	...	1	...
282	Párvatipur	In do. ...	...	...	...	...	...	...	...	...
		Out do. ...	41	...	422	...	689	...	1	...
283	Sálúr	In do. ...	...	...	...	...	...	...	...	...
		Out do. ...	63	...	608	...	586	...	2	...
284	Srungavarapukóta	In do. ...	3	...	1	..	...	...	...	...
		Out do. ...	228	...	453	...	131	.	...	...
285	Vizagapatam	In do. ...	12	1	12	...	35	3	5	...
		Out do. ...	250	...	796	.	860	.	27	...
286	Waltair	In do. ...	Statistics are included in the return of Vizagapatam.							
		Out do. ...								
287	Yollamanchili	In do. ..	10	1	9	..	16	...	...	...
		Out do. ...	180	..	453	..	741	...	...	...
	Grand Total ...	In do. ...	1,127	36	1,256	10	2,703	57	2,907	97
		Out do. ...	74,045	19	153,622	7	155,687	10	2,637	63

STATISTICS—(*Continued*).

in the Dispensaries of the Madras Presidency during the year 1883—(Continued).

—(*Continued*).									4	5	
—(*Continued*).										Operations.	
Diseases—(*Continued*).											
Other Local Diseases.		Debility and Old Age.		Poisons and Poisoned Wounds.		Injuries.			Total Number of In-door and Out-door Patients Treated in each Dispensary.	Major.	Minor.
Treated.	Died.	Treated.	Died.	Treated.	Died.	Treated.	Died.				
...	...	...	...	...	...	...	...				
1,267	3	102	...	3	...	531	...		8,094	...	...
1	...	1	...	...	...	...	...			1	61
2,113	6	83	...	24	...	673	...		8,473	...	...
...	...	...	...	...	...	...	...			14	243
828	...	60	1	14	2	249	...		4,029	...	...
10	...	6	1	2	...	29	2			3	111
1,554	...	111	...	17	...	379	...		8,001	5	6
36	2	13	...	...	...	22	...			18	182
1,263	9	63	...	15	2	185	...		6,718	15	11
19	...	1	...	1	1	29	...			30	113
1,150	1	51	...	53	...	241	1		6,272	2	1
										3	49
...	...	...	...	...	...	...	...				
824	...	36	...	170	...	201	...		4,866	...	...
...	...	...	...	...	...	..	...			3	213
1,115	...	78	...	28	...	186	...		4,858	...	...
...	...	...	...	...	...	...	...			3	165
1,074	...	136	...	...	...	245	...		6,374	...	...
45	1	2	...	19	...	7	...			...	392
1,990	1	53	...	45	...	579	...		14,111	1	19
313	7	103	2	...	...	158	5			1	1,018
8,594	7	519	2	321	...	1,357	5		41,141	...	...
										17	1,682
9	...	3	1	...	...	9	...		6,832	5	5
1,842	3	18	1	11	...	231	...			6	306
35	1	29	2	...	...	29	3		5,504	...	...
1,410	1	107	...	1	...	116	...			...	218
2	...	...	...	...	...	2	...		7,025	1	...
1,893	2	23	...	...	...	145	1			4	159
1	...	...	...	...	...	...	...		4,080	..	...
847	...	19	...	10	...	120	...			...	32
3	...	...	...	...	...	8	...		6,215	1	2
1,704	1	9	...	...	...	54	...			...	187
...	...	...	...	...	...	...	...		4,193	...	...
873	...	51	...	13	...	114	...			...	36
...	...	...	...	...	...	...	..		1,592	...	...
399	...	3	...	5	...	52	...			...	9
...	...	...	...	...	...	3	...		3,195	...	...
469	...	33	...	4	...	58	...			...	15
9	...	4	...	11	1	14	...		4,267	3	...
738	1	31	...	1	...	34	...			4	77
1	...	1	1	1	...	6	2		8,060	5	4
1,810	1	4	...	4	...	157	...			10	72
...	...	2	2	...	...	1	...		4,917	...	...
1,017	...	91	...	6	...	34	...			...	52
1	...	...	...	...	...	2	...		5,719	1	...
1,069	1	5	1	1	...	140	...			...	39
3	...	...	...	...	...	7	...		3,777	...	2
1,256	...	...	...	5	...	158	...			1	43
61	3	18	2	1	1	19	...		8,842	16	17
2,179	...	202	...	31	...	245	...			9	163
the return of Vizagapatam.											
12	...	8	...	...	...	8	...		5,294	...	1
1,165	...	49	...	28	...	79	...			...	38
5,418	318	1,642	186	167	15	3,837	160		38,447	1,575	1,679
351,453	237	18,771	36	8,231	11	67,505	59		1,658,362	1,657	44,239

DISPENSARY STATISTICS—(*Continued*).

No. III-A.—*Statement showing the Results of the Major Surgical Operations performed among In and Out Patients in the Dispensaries of the Madras Presidency during the year* 1883.

By Civil Surgeons.

Class.	Nature of Operation.	Remaining on 31st December 1882.	Performed during the Year.	Total.	Results. Cured.	Relieved.	Discharged otherwise.	Died.	Remaining under Treatment.
Operations on the eye and its appendages	Artificial pupil	...	62	62	51	9	2	...	...
	Iridectomy	...	110	110	71	36	3	...	...
	Sclerotomy	...	2	2	...	2	...	...	...
	Extraction of the lens ...	...	297	297	244	23	30	...	...
	Do. of opaque capsule ...	...	3	3	2	1	...	...	...
	Solution of the lens	...	8	8	2	5	1	...	...
	Laceration of opaque capsule...	...	34	34	30	4	...	...	...
	Puncture of globe	...	10	10	1	9	...	...	...
	Staphyloma	...	11	11	11	...	...	...	...
	Excision of the eyeball—Total.	1	10	11	11	...	...	...	...
	Removal of tumours	...	6	6	4	2	...	...	...
	Do. of foreign bodies ...	...	7	7	7	...	...	...	...
Operations on arteries.	Ligature	...	3	3	3	...	...	...	...
Operations on joints.	Reduction of dislocation—								
	of lower jaw	...	12	12	12	...	...	...	...
	of shoulder	...	10	10	10	...	...	...	...
	of elbow	1	7	8	5	1	2	...	...
	of wrist	...	1	1	1	...	...	...	...
	of femur	1	5	6	4	1	...	...	1
	of ankle-joint	...	3	3	3	...	...	...	...
	of thumb	...	2	2	2	...	...	...	...
	of radius	...	1	1	1	...	...	...	...
	not classified	...	4	4	2	2	...	...	...
	Extension of stiff and deformed joints	...	3	3	2	1	...	...	...
	Resection elbow joint	...	1	1	1	...	...	...	...
	Excision of bones	1	5	6	5	...	1	...	...
Operations on bones.	Operations for removal of sequestrum	2	9	11	7	3	...	...	1
	Compound fractures	...	34	34	23	1	...	5	5
	Trephining	...	1	1	...	...	1	...	...
Amputations.	Arm	4	9	13	13	...	...	...	...
	Forearm	...	13	13	13	...	...	...	...
	Shoulder joint	...	1	1	1	...	...	...	...
	Wrist	...	2	2	2	...	...	...	...
	Hand	...	1	1	1	...	...	...	...
	Fingers	...	12	12	9	2	...	...	1
	Thigh	2	8	10	3	1	...	2	4
	Leg	...	34	34	20	...	1	8	5
	Knee	...	2	2	2	...	...	...	...
	Foot	2	13	15	12	1	...	1	1
	Toe	...	5	5	4	1	...	...	...
	Penis	1	28	29	23	1	2	2	1
	Breast	...	8	8	5	1	...	1	1
	Cervix uteri	...	8	8	8	...	...	...	...
	Not classified	...	7	7	7	...	...	...	...
Removal of tumours.	Lipoma	...	18	18	18	...	...	...	...
	Fibroma	...	8	8	6	...	2	...	...
	Myxoma	...	2	2	2	...	...	...	...
	Papilloma	...	1	1	1	...	...	...	...
	Sarcoma	...	5	5	4	...	...	...	1
	Epithelioma	...	17	17	15	1	1	...	...
	Cancerous	...	7	7	7	...	...	...	...
	Cirsoid	...	2	2	1	...	...	1	...
	Vascular caruncle	...	1	1	1	...	...	...	...
	Uterine polypus	...	1	1	1	...	...	...	...
	Cystic	...	6	6	4	...	1	1	...
	Bursal cyst	...	1	1	1	...	...	...	...
	Vaginal cyst	...	2	2	2	...	...	...	...
	Not classified	...	7	7	7	...	...	...	...
Removal of foreign bodies.	From the tissues	...	3	3	2	...	...	...	1
Removal of calculi.	From bladder and urethra ...	...	2	2	2	...	...	...	...
Incisions.	Laryngotomy	...	1	1	...	...	...	1	...
	Tracheotomy	...	3	3	1	...	...	2	...
	Herniotomy	...	11	11	3	2	...	6	...
	Colotomy	...	5	5	1	2	1	1	...
	Radical cure for hernia ...	...	1	1	1	...	...	...	...
	Perineal section	1	2	3	2	...	1	...	...
	Ovariotomy	...	5	5	3	...	...	2	...
	Cæsarian section	...	1	1	...	...	...	1	...

132

DISPENSARY STATISTICS—(*Continued*).

No. III-A.—*Statement showing the Results of the Major Surgical Operations performed among In and Out Patients in the Dispensaries of the Madras Presidency during the year* 1883—(Continued).

By Civil Surgeons—(*Continued*).

Class.	Nature of Operation.	Remaining on 31st December 1882.	Performed during the Year.	Total.	Results. Cured.	Relieved.	Discharged otherwise.	Died.	Remaining under Treatment.
Incisions—(*Contd.*).	Internal urethrotomy	...	9	9	6	2	1	...	...
	Tenotomy	...	2	2	2	...	...	...	...
	Abscesses, large or in important regions	...	12	12	9	1	...	2	...
	Removal of uterus	...	2	2	...	...	...	2	...
	Atresia vagina	...	2	2	1	1	...	...	...
	Lithotomy	...	2	2	2	...	...	...	...
	Retained menses	...	1	1	...	...	...	1	...
	Imperforate anus	...	3	3	1	...	...	2	...
	Cervix uteri	...	17	17	16	...	...	...	1
	Sphincter ani	...	1	1	1	...	...	...	...
	Nasal polypus	...	2	2	2	...	...	...	...
Reparative operations.	For cicatrices	...	6	6	5	...	...	...	1
	Lacerated perineum	...	6	6	5	1	...	...	...
	Hernia testis	...	4	4	3	1	...	...	...
	Recto-vaginal fistula	...	4	4	3	1	...	...	...
	Vesico- do. do.	1	18	19	11	1	6	...	1
	Vesico-abdominal fistual ...	...	1	1	1	...	...	...	...
	Harelip	...	2	2	2	...	...	...	...
	Cleft palate	...	1	1	...	...	1	...	...
	Dilatation of urethra	1	...	1	1	...	...	...	...
	For new nose	...	1	1	1	...	...	...	...
	Paracentesis abdominis for ascites.	2	49	51	3	28	11	6	3
	Do. of ovarian cyst ...	...	2	2	...	2	...	...	...
	Do. of extra-uterine gestation cyst.	...	1	1	1	...	...	...	...
	Do. of thorax ...	...	1	1	...	...	...	...	1
	Do. of bladder ...	...	2	2	1	...	1	...	...
	Do. of scrotum (blood)	...	1	1	...	...	1	...	...
Operations not classified.	Elephantiasis of male genital organs.	1	16	17	12	3	1	1	...
	Do. of female do.	1	14	15	15	...	...	...	...
	Reduction of hernia by taxis ...	1	13	14	10	2	...	2	...
	Castration	...	3	3	3	...	...	...	...
	Lithotrity	...	3	3	2	...	1	...	...
	Cocks' operation for stricture...	...	7	7	...	1	3	2	1
	Thermo-cauterisation of urethra	...	1	1	1	...	...	...	...
	Wound of abdomen with protrusion of viscera	...	1	1	1	...	...	...	...
Obstetric operations.	Forceps	1	32	33	20	1	2	10	...
	Version	...	15	15	12	...	...	3	...
	Craniotomy	1	32	33	21	1	2	9	...
	Grand Total by Medical Officers	25	1,213	1,238	897	158	79	74	30

DISPENSARY STATISTICS—(*Continued*).

No. III-A.—*Statement showing the Results of the Major Surgical Operations performed among In and Out Patients in the Dispensaries of the Madras Presidency during the year* 1883—(Continued).

By Medical Subordinates.

Class.	Nature of Operation.	Remaining on 31st December 1882.	Performed during the Year.	Total.	Results.				
					Cured.	Relieved.	Discharged otherwise.	Died.	Remaining under Treatment.
Operations on the eye.	Artificial pupil	1	...	1	...	...	1	...	...
	Staphyloma	...	2	2	2	..	...	...	...
	Extraction of lens	...	12	12	12	...	...	...	...
	Excision of the eyeball (*b*) Total	...	1	1	1.	...	...	...	...
	Do. do. partial...	...	1	1	1	...	...	...	...
	Removal of tumour-medullary.	...	1	1	1	...	...	...	...
	Foreign body in eye	...	5	5	5	...	...	...	...
	Do. do. in cornea ...	...	38	38	38	...	...	...	...
	Tumour of eyelid	...	1	1	1	...	...	...	...
Operations on arteries.	Ligature of nævus	...	3	3	3	...	...	...	...
	Tibial artery	...	1	1	1	...	...	...	...
Operations on joints.	Reduction of dislocations—								
	of lower jaw	1	95	96	94	1	...	...	1
	of shoulder	...	97	97	95	1	..	...	1
	of elbow	...	73	73	69	3	1	...	...
	of ulna	...	3	3	3	...	...	...	...
	of radius	...	6	6	6	...	...	...	...
	of wrist	1	23	24	23	1	...	...	...
	of thumb	...	1	1	1	...	...	...	...
	of fingers	...	4	4	4	..	...	...	...
	of femur	...	31	31	25	3	1	...	2
	of knee	...	2	2	2	...	...	...	...
	of patella	...	6	6	5	...	1	...	...
	of ankle-joint	...	9	9	7	1	1	...	...
	of toe, compound	...	1	1	1	...	...	...	...
	not classified	...	69	69	62	2	3	...	2
	Extension of stiff and deformed joints	...	5	5	4	1	...	...	...
	Incision into knee-joint ...	...	2	2	2	...	...	...	...
	Excision of knee-joint	...	1	1	...	...	...	1	...
	Do. of wrist joint	...	1	1	...	...	1	...	..
	Removal of loose bodies ...	...	1	1	1	...	...	...	...
Operations on bones.	Excision of bones	...	1	1	1	...	...	...	...
	Operations for removal of sequestrum	1	9	10	10	...	...	...	...
	Do. for ununited fracture	...	2	2	2	...	...	...	...
	Compound fracture	1	25	26	18	1	1	6	...
	Elevation of depressed bone ...	...	1	1	...	...	...	1	...
	Trephining	...	1	1	...	...	...	1	...
Amputations.	Shoulder	...	1	1	...	...	...	1	...
	Arm	...	8	8	6	...	...	2	...
	Forearm	1	9	10	8	...	...	...	2
	Wrist	...	2	2	2	...	...	..	...
	Thumb	...	2	2	1	...	...	...	1
	Fingers	...	13	13	11	2	...	...	...
	Thigh	1	4	5	4	...	..	1	...
	Leg	1	15	16	14	1	...	...	1
	Foot	...	2	2	2	...	...	...	...
	Toe	...	11	11	9	1	...	1	...
	Penis	...	11	11	10	...	1	...	...
Removal of tumours.	Breast	...	2	2	1	...	...	1	...
	Clitoris	...	3	3	2	1	...	...	...
	Fatty	1	15	16	16	...	...	...	...
	Sebaceous	...	1	1	1	...	...	...	...
	Cartilaginous	...	2	2	2	...	...	...	..
	Fibrous	...	13	13	13	...	...	...	...
	Cancerous	...	6	6	6	...	...	...	...
	Cystic	...	17	17	16	1	...	...	...
	Not classified	...	75	75	70	3	...	...	2
Removal of foreign bodies.	From throat	...	6	6	5	1	...	...	...
	Do. bladder	...	1	1	1	...	...	...	...
	Do. other parts of body ...	...	8	8	8	...	...	...	...
Removal of calculi.	Do. bladder and urethra ...	...	10	10	10	...	...	..	...
Incision.	Laryngotomy	...	1	1	...	...	...	1	...
	Perineal section	...	3	3	2	...	...	1	...
	Lithotomy	...	2	2	1	...	1	...	...
	Internal urethrotomy	...	1	1	1	...	...	...	...
	Tenotomy	...	1	1	...	...	1	...	...
	Imperforate anus	...	5	5	5	...	...	...	...
	Hæmatocele	...	1	1	1	...	..	...	...
	Sinus	...	1	1	1	...	...	...	...
	Imperforate hymen	...	3	3	3	...	...	...	...
	Abscesses, large or in important regions	4	200	204	174	13	4	3	10

133

DISPENSARY STATISTICS—(*Continued*).

No. III-A.—*Statement showing the Results of the Major Surgical Operations performed among In and Out Patients in the Dispensaries of the Madras Presidency during the year* 1883—(Continued).

By Medical Subordinates—(*Continued*).

Class.	Nature of Operation.	Remaining on 31st December 1882.	Performed during the Year.	Total.	Results.				
					Cured.	Relieved.	Discharged otherwise.	Died.	Remaining under Treatment.
Reparative operations.	For cicatrices	...	7	7	7	...	...	...	...
	Lacerated perineum	...	1	1	1	...	...	...	...
	Protrusion testis	...	5	5	5	...	...	...	...
	Wound of abdomen with protrusion of intestines ...	...	1	1	1	...	...	...	...
	Harelip	...	1	1	1	...	...	...	...
Operations not classified.	Paracentesis abdominis for ascites.	3	113	116	11	71	18	11	5
	Do. of ovarian cyst ...	1	1	2	2	...	...	...	...
	Do. thorax	...	1	1	1	...	...	...	...
	Do. liver	...	1	1	1	...	...	...	...
	Do. bladder	...	3	3	1	1	1	...	...
	Elephantiasis of male genital organs.	...	1	1	1	...	...	...	...
	Do. of female do.	...	11	11	9	1	...	...	1
	Reduction of hernia	...	31	31	18	13	...	...	...
	Internal piles	...	1	1	1	...	...	...	...
	Multiple injuries	...	4	4	2	...	...	2	...
Obstetric operations.	Forceps	...	51	51	42	...	2	7	...
	Version	...	28	28	21	...	1	6	...
	Craniotomy	...	86	86	65	1	6	14	...
	Removal of adherent placenta..	...	7	7	7	...	...	...	...
	Grand Total by Medical Subordinates	17	1,343	1,360	1,103	124	45	60	28

No. IV.—*Statement showing the Classes and Sexes of the In-door and Out-door Patients treated in the Dispensaries of the Madras Presidency during the year* 1883.

STATISTICS—(*Continued*).

1	2	3						4			5							
		Total treated during the year 1883.				a.	b.	Classes.			Daily Attendance.							
								c.	d.	e.	Average Number.				Ratio per cent.			
Number.	District and Dispensary.	Men.	Women.	Children.	Total.	Europeans.	Eurasians.	Hindus.	Mussulmans.	Other Classes.	Men.	Women.	Children.	Total.	Men.	Women.	Children.	Total.
	ANANTAPUR.																	
1	Anantapur	2,099	770	1,162	4,031	12	43	2,706	1,137	133	14·16	5·60	8·67	28·43	49·81	19·70	30·49	100
2	Gooty	1,124	726	722	2,584	...	23	1,360	848	353	18·41	13·74	12·28	44·43	41·44	30·92	27·64	100
3	Kalyándrág	1,517	558	1,097	3,172	1	...	2,971	144	56	24·27	9·81	15·31	49·39	49·14	19·86	31·00	100
4	Penukonda	1,627	970	710	3,307	2	102	2,169	1,002	32	17·55	9·87	7·48	34·90	50·29	28·28	21·43	100
5	Tadpatri	3,651	1,728	3,018	8,397	1	114	5,235	2,780	267	32·89	14·67	20·57	68·13	48·28	21·53	30·19	100
6	Uravakonda	322	153	305	780	...	...	644	101	35	9·21	4·38	8·36	21·95	41·95	19·96	38·09	100
	ARCOT, NORTH.																	
7	Árni	4,788	1,943	1,487	8,218	3	44	7,220	605	346	31·89	13·25	9·35	54·49	58·52	24·32	17·16	100
8	Chittoor	6,518	3,414	1,692	11,624	3	178	9,472	1,779	192	30·13	15·03	6·16	51·32	58·71	29·29	12·00	100
9	Gudiyátam	597	209	195	1,001	...	...	814	119	68	20·32	7·11	6·64	34·07	59·64	20·87	19·49	100
10	Kálahasti	430	106	61	597	...	...	487	84	26	15·46	4·55	1·60	21·61	71·54	21·06	7·40	100
11	Palmanér	2,306	963	1,144	4,413	7	9	3,616	708	73	23·46	13·00	8·49	44·95	52·19	28·93	18·83	100
12	Pólúr	2,002	703	1,235	3,940	1	9	2,818	865	247	15·75	5·60	9·49	30·84	51·07	18·16	30·77	100
13	Ranipet	5,244	2,479	2,090	9,813	40	118	6,019	2,311	1,295	31·27	18·58	10·24	60·09	52·04	30·92	17·04	100
14	Tirupati	3,545	1,223	1,096	5,864	3	2	4,361	286	1,212	25·51	10·91	6·31	42·73	59·70	25·53	14·77	100
15	Vellore	10,880	3,455	3,791	18,126	34	642	13,062	3,460	928	75·48	27·51	25·61	126·60	59·62	21·73	18·65	100
16	Venkatagirikóta	1,480	519	304	2,303	1	7	1,853	442	...	4·65	1·42	0·83	6·30	64·29	22·54	13·17	100
17	Wálajápet	2,710	1,350	1,280	5,340	36	...	4,598	606	106	12·32	6·14	5·82	24·28	50·74	25·28	23·98	100
18	Wandiwash	1,702	799	1,473	3,944	2	14	2,693	904	331	14·99	7·10	11·99	34·08	43·99	20·83	35·18	100
	ARCOT, SOUTH.																	
19	Chidambaram	4,413	1,697	2,835	8,945	26	29	7,436	825	629	30·68	11·61	15·43	57·72	53·15	20·11	26·74	100
20	Cuddalore	6,124	2,725	5,296	14,145	123	336	8,897	493	4,296	38·97	18·21	22·28	79·46	49·04	22·92	28·04	100
21	Do. Old Town	3,698	2,084	2,780	8,562	204	903	5,166	590	1,699	30·83	16·62	16·75	64·20	48·02	25·89	26·09	100
22	Kallakurchi	2,534	897	1,532	4,963	7	2	3,954	629	371	25·29	9·34	11·29	45·92	55·07	20·34	24·59	100
23	Panruti	3,034	1,223	1,475	5,732	6	15	4,304	540	867	18·35	8·80	11·72	38·87	47·21	22·64	30·15	100
24	Tindivanam	2,718	1,199	2,255	6,172	27	61	4,411	758	915	19·09	8·72	12·11	39·92	47·82	21·84	30·34	100
25	Tirukoilúr	3,103	1,138	1,861	6,102	21	56	4,918	339	773	26·18	9·33	13·57	49·08	53·34	19·01	27·65	100
26	Tiravannámalai	1,598	621	659	2,878	6	4	2,222	482	214	18·10	5·80	6·17	30·07	60·19	19·29	20·52	100
27	Villupuram	2,508	1,108	1,636	5,252	32	23	3,765	749	683	21·38	10·46	14·86	46·70	45·78	22·40	31·82	100
28	Vriddháchalam	2,543	1,121	1,780	5,444	10	39	4,468	479	448	19·62	7·84	12·72	40·18	48·83	19·51	31·66	100
	BELLARY.																	
29	Ádóni	4,275	2,532	7,970	14,777	2	20	6,889	7,309	557	37·74	21·56	66·96	126·26	29·89	17·08	53·03	100
30	Álúr	1,169	552	928	2,649	9	13	2,103	406	118	10·47	4·57	6·93	21·97	47·66	20·80	31·54	100
31	Bellary	3,520	1,127	1,914	6,561	19	241	4,208	1,687	406	35·56	16·24	18·55	70·35	50·55	23·09	26·36	100
32	Harpanahalli	1,803	705	965	3,473	4	52	2,276	1,131	10	21·14	7·29	9·76	38·19	55·35	19·09	25·56	100
33	Hospet	2,755	1,252	2,901	6,908	27	114	4,286	1,308	1,083	26·86	11·76	26·24	64·86	41·41	18·13	40·46	100
34	Kúdlighi	446	89	141	676	...	30	403	159	84	3·87	0·56	0·91	5·34	72·47	10·49	17·04	100
35	Kampli	503	143	168	814	...	...	742	72	...	10·78	4·85	5·25	20·88	51·63	23·22	25·05	100
36	Ráyadrug	649	115	217	981	...	...	769	212	...	27·96	6·32	9·22	43·50	64·29	14·52	21·19	100
37	Sundur	1,175	312	470	1,957	11	7	1,467	335	187	9·12	2·55	3·75	15·42	59·14	16·54	24·32	100
	CANARA, SOUTH.																	
38	Bantvál	1,490	466	487	2,443	...	1	1,651	365	426	14·22	5·16	4·39	23·77	59·82	21·71	18·47	100
39	Coondapoor	2,561	1,157	1,065	4,783	42	18	3,434	511	778	18·70	5·28	5·66	29·64	63·09	17·82	19·09	100
40	Karcal	607	183	240	1,030	...	...	804	114	112	6·67	2·63	2·33	11·66	57·21	22·81	19·98	100
41	Kásaragód	2,444	619	721	3,784	...	...	2,373	1,240	171	21·58	3·75	3·12	28·45	75·85	13·18	10·97	100
42	Laccadive Islands	123	44	31	201	...	...	...	261	...	2·60	0·89	0·61	4·10	63·41	21·71	14·88	100
43	Mangalore	5,079	1,542	1,943	8,554	25	226	3,609	1,399	3,205	28·57	13·10	8·76	50·43	56·65	25·98	17·37	100
44	Puttúr	1,185	436	330	1,951	...	2	995	329	625	8·99	3·70	2·49	15·18	59·22	24·38	16·40	100
45	Udipi	1,715	586	829	3,130	...	17	2,455	288	370	11·72	3·88	5·57	21·17	54·79	18·72	26·49	100
	CHINGLEPUT.																	
46	Chingleput	7,006	1,524	2,214	10,744	18	159	8,132	818	1,617	29·52	9·77	6·40	45·69	64·61	21·38	14·01	100
47	Conjeeveram	6,984	3,954	7,122	18,060	3	...	17,353	672	32	49·66	29·44	32·42	111·52	44·54	26·39	29·07	100
48	Madurántakam	3,575	1,244	2,073	6,892	...	25	6,062	455	350	25·76	7·29	17·68	50·73	50·78	14·37	34·85	100
49	Nágaláپuram	591	203	108	902	1	...	802	28	71	16·65	7·13	3·08	27·06	62·27	26·34	11·39	100
50	Ponnéri	2,399	976	1,485	4,860	...	1	4,525	334	...	17·58	7·77	11·94	37·29	47·14	20·84	32·02	100
51	Poonamallee	2,624	1,663	1,793	6,079	...	65	5,618	261	135	16·56	7·86	9·13	33·55	49·36	23·43	27·21	100
52	Saidápet	4,804	2,259	4,078	11,141	17	76	10,085	821	141	29·97	14·10	25·44	69·51	43·12	20·28	36·60	100

No. IV.—*Statement showing the Classes and Sexes of the In-door and Out-door Patients* STATISTICS—(*Continued*).

treated in the Dispensaries of the Madras Presidency during the year 1883—(Continued).

1	2	3						4			5							
								Classes.			Daily Attendance.							
		Total treated during the year 1883.				a.	b.	c.	d.	e.	Average Number.				Ratio per cent.			
Number.	District and Dispensary.	Men.	Women.	Children.	Total.	Europeans.	Eurasians.	Hindus.	Mussulmans.	Other Classes.	Men.	Women.	Children.	Total.	Men.	Women.	Children.	Total.
	CHINGLEPUT—(*Continued*).																	
53	Saint Thomas' Mount ...	1,909	884	866	3,659	457	474	1,798	311	619	8·72	3·62	3·54	15·88	54·92	22·79	22·29	100
54	Sathúvadu ...	1,920	841	984	3,745	...	...	3,572	166	7	13·66	5·97	6·81	25·84	50·54	23·10	26·36	100
55	Sembium ...	3,003	1,793	2,411	7,207	...	173	5,770	280	984	8·23	4·91	6·60	19·74	41·67	24·88	33·45	100
56	Sripercumbudur ...	3,425	1,302	1,511	6,238	...	...	6,021	213	1	18·52	6·84	7·19	32·55	56·87	21·04	22·09	100
57	Tirupóráir ...	1,164	566	936	3,166	...	...	2,833	111	222	15·99	5·44	9·00	30·43	52·54	17·88	29·58	100
58	Tiruvallúr ...	2,548	978	1,502	5,028	1	46	2,800	266	1,915	15·11	5·86	7·33	28·30	53·39	20·70	25·91	100
59	Uttramallur ...	830	212	349	1,391	...	...	1,316	45	...	23·06	7·30	10·43	40·79	57·17	17·65	25·18	100
	COIMBATORE.																	
60	Aravakurchi ...	630	311	339	1,280	...	...	772	400	108	18·96	7·96	11·33	38·25	49·56	20·81	29·63	100
61	Bisvání ...	2,338	756	1,780	4,874	...	11	4,277	468	123	25·90	10·80	15·00	51·70	50·09	20·89	29·02	100
62	Coimbatore ...	11,793	5,819	8,368	25,980	88	1,375	17,976	1,239	5,302	100·67	54·15	55·32	210·14	47·91	25·77	26·32	100
63	Dhárápuram ...	2,775	1,680	1,198	5,653	...	...	2,539	964	2,150	31·02	17·03	12·43	60·48	51·29	28·16	20·55	100
64	Erode ...	3,348	1,502	2,929	7,779	8	141	5,331	1,260	1,039	76·70	34·35	62·49	173·54	44·20	19·79	36·01	100
65	Karúr ...	3,472	1,482	2,694	7,648	2	10	6,076	524	1,036	28·30	11·54	19·44	59·28	47·74	19·47	32·79	100
66	Kollegál ...	2,256	948	1,369	4,573	...	21	3,592	546	414	26·63	1 35	18·83	55·81	47·72	18·55	33·73	100
67	Mettupálaiyam ...	2,902	1,250	1,257	5,409	1	116	4,212	771	309	27·81	12·05	9·92	49·78	55·87	24·20	19·93	100
68	Palladam ...	1,032	340	505	1,877	...	...	1,501	216	160	13·24	4 26	5·97	23·47	56·41	18·15	25·44	100
69	Poláchi ...	6,567	3,027	4,787	14,381	5	18	13,152	1,062	144	54·85	30·36	27·74	112·95	48·56	26·87	24·57	100
70	Satyamangalam ...	3,001	1,105	1,525	5,631	5	24	4,306	865	431	19·26	8·25	10·15	37·66	51·14	21·91	26·95	100
71	Udamalpet ...	1,965	796	846	3,607	...	...	3,408	185	14	20·38	8·30	7·41	36·09	56·47	22·99	20·54	100
	CUDDAPAH.																	
72	Badrél ...	3,696	1,289	1,272	6,257	5	35	4,411	1,291	515	22·74	7·92	7·86	38·52	59·03	20·56	20·41	100
73	Cuddapah ...	7,127	4,730	3,911	15,768	...	423	5,221	4,998	5,126	55·16	36·73	26·25	118·19	46·67	31·12	22·21	100
74	Jammalamadugu ...	2,446	1,052	1,025	4,523	...	...	3,387	730	406	24·63	9·51	8·12	42·26	58·26	22·49	19·25	100
75	Kadiri ...	2,679	990	1,470	5,139	10	48	3,852	1,229	...	19·53	8·33	9·83	37·69	51·82	22·10	26·08	100
76	Madanapalle ...	4,030	1,604	1,773	7,407	55	132	5,542	1,214	464	41·48	21·82	15·90	79·20	52·37	27·55	20·08	100
77	Pullampet ...	3,069	987	518	4,574	14	...	3,852	343	365	23·25	9·49	4·57	38·31	63·30	24·78	11·92	100
78	Pilér ...	1,545	621	385	2,551	2	...	2,189	360	...	14·02	5·38	3·26	22·66	61·87	23·74	14·39	100
79	Proddutur ...	2,542	1,023	1,212	4,777	...	...	2,825	1,741	211	25·56	9·70	9·83	45·09	56·68	21·51	21·81	100
80	Pulivendla ...	2,642	934	864	4,440	2	...	3,426	700	312	23·94	8·50	8·06	40·50	59·12	20·98	19·90	100
81	Ráyachóti ...	2,595	1,275	1,344	5,214	9	...	3,863	1,337	5	17·96	9·28	8·69	35·93	49·99	25·83	24·18	100
	GANJAM.																	
82	Aska ...	2,879	659	1,224	4,772	11	53	4,580	76	52	17·11	3·22	7·40	27·73	61·70	11·61	26·69	100
83	Berhampore ...	4,521	891	1,567	6,979	2	43	6,353	315	266	31·66	7·75	7·91	47·32	66·91	16·38	16·71	100
84	Calingapatam ...	1,580	579	585	2,744	40	85	2,380	77	212	10·83	3·93	2·58	17·34	62·90	20·75	16 35	100
85	Chicacole ...	4,222	1,269	1,523	7,014	91	155	5,681	650	437	35·07	12·50	6·68	54·25	64·65	23·04	12·31	100
86	Ganjam ...	2,053	669	1,004	3,726	9	25	3,667	11	14	20·36	6·64	9·39	36·39	55·95	18·25	25·80	100
87	Gopálpur ...	1,754	586	1,503	3,843	98	223	3,480	42	...	15·60	4·51	10·36	30·47	51·20	14·80	34·00	100
88	Kimedi ...	3,489	1,158	2,464	7,111	...	115	5,847	350	799	35·12	11·90	14·29	61·31	57·28	19·40	23·32	100
89	Sómpeta ...	1,864	431	739	3,034	4	2	2,960	38	30	9·77	2·95	4·49	17·21	56·89	17·11	26·00	100
90	Suradá ...	1,970	622	1,282	3,874	36	...	3,604	234	...	15·63	5·12	8·77	29·52	52·95	17·35	29·70	100
91	Tekkali-Raghunáthapuram ...	1,938	447	857	3,242	...	...	3,206	36	...	18·30	4·29	5·99	28·58	59·78	13·79	26·43	100
	GODÁVARI.																	
92	Amalápuram ...	1,415	414	488	2,317	5	31	2,039	191	51	11·51	3·31	3·73	18·55	62·05	17·84	20·11	100
93	Bhadráchalam ...	1,301	290	293	1,884	3	12	1,732	95	42	12·02	3·48	1·94	17·44	68·92	19·96	11·12	100
94	Chintalapudi ...	1,360	676	880	2,916	2	7	2,360	365	182	12·01	6·24	7·91	26·16	46·75	23·81	29·44	100
95	Cocanada ...	3,560	2,388	1,978	7,926	13	315	4,084	1,228	2,286	42·68	26·83	16·60	86·11	49·56	31·16	19·28	100
96	Do. Seamen's Hospital ...	29	...	...	29	29	...	...	...	...	00·68	...	...	00·68	100·00	...	...	100
97	Dowlaishweram ...	970	263	313	1,546	49	183	1,081	34	199	11·19	1·67	1·60	14·46	77·38	11·55	11·07	100
98	Ellore ...	3,692	1,302	1,545	6,539	35	99	3,709	1,539	1,157	33·50	13·28	11·71	58·49	57·28	22·70	20·02	100
99	Narsapúr ...	2,404	480	1,049	3,933	8	12	3,613	285	15	13·52	5·82	8·17	27 51	49 15	21·16	29·69	100
100	Peddápuram ...	2,170	828	823	3,821	7	5	3,310	346	153	24·29	9·41	9·17	42 87	57·35	21·78	20·87	100
101	Pithápuram ...	2,194	885	1,037	4,116	...	6	3,576	382	158	21·57	8·96	10·21	40·74	52·94	22·00	25·06	100
102	Rajahmundry ...	4,972	1,317	1,631	7,920	4	135	6,738	1,043	...	11·88	13·95	9·54	65·37	64·07	21·34	14·59	100
103	Rámachandrapuram ...	2,246	946	1,103	4,295	...	...	3,471	425	399	20·00	8·50	7·85	37·25	53·42	21·76	24·82	100
104	Sivacodu ...	1,193	340	335	1,868	10	3	1,548	148	159	11·04	3·28	2·97	17·29	63·85	18·97	17·18	100
105	Tallápudi ...	1,164	311	372	1,847	13	14	1,420	265	135	3·23	0·87	1·03	5·13	63·02	16·84	20·14	100
106	Tuni ...	1,390	565	608	2,563	12	32	2,255	129	135	11·58	4·00	4·57	20·15	57·46	19·78	22·76	100
107	Tanuku ...	421	121	170	712	...	...	689	23	...	6·19	1·78	2·50	10·47	59·12	17·00	23·88	100
108	Yelaswaram ...	959	355	190	1,504	...	...	1,386	53	65	10·47	3·68	1·81	15·96	65·60	23·06	11·34	100

DISPENSARY STATISTICS—(*Continued*).

No. IV.—*Statement showing the Classes and Sexes of the In-door and Out-door Patients treated in the Dispensaries of the Madras Presidency during the year* 1883—(Continued).

1	2	3						4			5							
								Classes.			Daily Attendance.							
		Total treated during the year 1883.				a	b	c.	d.	e.	Average Number.				Ratio per cent.			
Number.	District and Dispensary.	Men.	Women.	Children.	Total.	Europeans.	Eurasians.	Hindus.	Musulmans.	Other Classes.	Men.	Women.	Children.	Total.	Men.	Women.	Children.	Total.
	KISTNA.																	
109	Bezváda	3,981	1,668	1,808	7,460	53	75	4,125	1,983	1,224	47·22	18·64	19·18	85·04	55·53	21·92	22·55	100
110	Chellapalle	1,035	203	304	1,542	...	...	1,162	333	47	11·16	2·64	3·98	17·78	62·77	14·84	22·39	100
111	Chirala	1,669	713	811	3,193	2	16	2,862	205	108	19·33	8·35	8·12	35·80	54·29	23·71	22·00	100
112	Dáchepalle	1,465	689	1,608	3,762	...	...	2,638	644	430	14·58	6·82	15·59	36·99	39·42	18·44	42·14	100
113	Gudivádá	2,150	587	1,012	4,049	7	101	3,228	254	459	18·60	4·50	8·10	31·20	59·62	14·42	25·96	100
114	Gunsúr	4,793	1,843	1,977	8,613	2	38	4,623	2,262	1,698	40·62	23·42	14·39	78·43	51·79	29·86	18·35	100
115	Jaggayapet	1,386	336	303	2,025	32	19	1,543	327	104	20·77	4·76	3·83	29·36	70·74	16·21	13·05	100
116	Karumpudy	990	507	1,129	2,626	1	...	2,249	275	101	12·67	6·20	11·56	30·43	41·64	20·37	37·99	100
117	Masulipatam	3,812	2,075	1,641	7,528	...	93	5,471	1,185	776	36·68	18·24	10·96	65·88	55·68	27·69	16·63	100
118	Narsaraopet	1,845	630	531	3,006	17	8	2,553	329	99	15·80	6·93	5·41	28·14	56·15	24·62	19·23	100
119	Núzvid	883	377	340	1,585	1	4	821	412	347	2·83	1·17	1·03	5·03	56·26	23·26	20·48	100
120	Répalle	1,500	348	680	2,528	2	8	2,187	199	132	4·16	0·96	1·86	6·98	59·35	13·76	26·89	100
121	Sattenapalle	1,455	527	605	2,582	...	...	2,013	419	150	15·62	5·77	5·54	26·93	58·00	21·42	20·58	100
122	Tiruvúr	1,145	282	321	1,748	...	5	1,160	247	336	3·13	0·77	0·87	4·77	65·50	16·14	18·36	100
123	Tumercode	1,001	423	1,049	2,473	...	...	1,825	574	74	12·19	4·89	10·99	28·07	43·43	17·42	39·15	100
124	Vinukonda	1,496	922	1,530	3,918	...	...	2,700	1,138	110	17·23	9·43	16·27	42·93	40·14	21·97	37·89	100
	KURNOOL.																	
125	Atmakúr	2,755	1,250	908	4,913	...	30	2,834	1,339	360	32·32	15·73	10·03	58·08	55·65	27·08	17·27	100
126	Cumbum	3,751	1,891	3,079	8,701	28	58	4,261	2,587	1,767	45·40	19·86	25·76	91·02	49·88	21·82	28·30	100
127	Koilkuntla	1,517	755	432	2,704	...	...	2,202	434	98	12·31	5·13	3·65	21·29	57·55	25·39	17·06	100
128	Kurnool	5,490	2,194	1,888	9,572	132	222	4,460	4,478	250	35·03	25·58	13·94	77·56	19·03	32·99	17·98	100
129	Márkápur	1,202	463	459	2,124	2	1	1,194	352	575	10·47	4·51	3·36	18·94	55·26	23·81	20·91	100
130	Nandyál	5,536	1,701	1,791	9,028	16	133	5,112	3,707	60	35·80	12·69	12·10	60·59	59·09	20·94	19·97	100
131	Pattikonda	908	305	816	2,029	3	9	1,252	751	84	12·48	8·14	9·64	26·26	49·41	12·43	38·16	100
132	Sirvel	2,377	631	471	3,479	2	2	2,013	1,425	37	18·35	4·82	3·35	26·53	69·17	18·20	12·63	100
	MADRAS.																	
133	Black Town, North Side	5,457	2,429	3,590	11,476	303	1,481	6,371	1,084	2,237	38·45	19·41	29·20	87·06	44·17	22·29	33·54	100
134	Do. Medical Mission	5,635	3,869	5,266	14,770	109	1,451	8,775	497	3,538	48·00	33·09	44·00	125·00	38·40	26·40	35·20	100
135	Eye Infirmary	2,524	1,059	768	4,351	131	403	3,232	412	176	57·58	31·15	20·18	108·91	52·87	28·60	18·53	100
136	General Hospital	18,432	4,143	7,631	30,206	730	5,253	23,125	1,098	...	229·25	30·33	51·06	386·64	...	...	...	...
137	Leper do.	263	64	14	341	2	48	241	23	27	125·34	39·98	4·04	169·86	74·00	23·61	2·39	100
138	Lying-in Hospital and Female Dispensary at Egmore	...	9,449	13,910	23,359	134	4,589	7,382	867	10,337	...	95·05	74·27	169·32	...	56·14	43·86	100
139	Native Infirmary	1,349	1,277	150	2,776	...	...	1,802	178	795	63·58	47·75	5·91	117·24	54·23	40·73	5·04	100
140	Ramasawmy Lying-in Hospital	Statistics are included in Native Infirmary.																
141	Triplicane	6,185	4,936	4,439	15,560	60	861	5,761	5,812	2,963	49·34	33·99	27·34	110·67	44·59	30·71	24·70	100
142	Women and Children Hospital, Madras ...	...	1,532	464	1,996	78	741	524	37	616	...	69·15	13·86	83·01	...	83·30	16·70	100
	MADURA.																	
143	Áruppukóta	2,713	1,188	1,423	5,324	...	...	4,483	276	565	12·63	7·36	9·92	29·91	42·24	24·54	33·22	100
144	Battagundu	1,796	686	859	3,341	5	3	1,802	522	1,008	11·55	4·41	5·63	21·49	53·75	20·52	25·73	100
145	Bodinayakanúr	1,776	823	1,937	4,539	...	5	3,404	866	264	9·70	4·44	13·30	27·44	35·35	16·19	48·46	100
146	Devakóta	2,877	1,712	1,725	6,314	1	...	5,729	139	445	16·35	10·42	16·20	36·97	44·23	28·18	27·59	100
147	Dindigul	3,473	2,201	1,762	7,441	51	132	4,006	781	2,471	41·59	22·72	17·39	81·70	50·91	27·81	21·28	100
148	Kamuti	1,763	1,340	1,640	4,743	...	...	2,923	1,247	573	7·77	6·83	7·47	22·07	35·20	30·95	33·85	100
149	Kodaikánal	1,038	497	518	2,053	4	30	10,19	66	934	3·74	1·80	1·86	7·40	50·54	24·32	25·14	100
150	Madura	18,331	6,183	9,213	33,727	9	391	25,542	4,472	3,313	151·40	57·67	78·63	287·70	52·63	20·04	27·33	100
151	Mána Madura	1,783	1,481	2,192	5,456	1	1	4,113	404	937	4·88	4·06	6·00	14·94	32·66	27·18	40·16	100
152	Mélúr	2,218	957	1,011	4,186	16	...	3,197	612	861	6·08	2·61	3·77	12·46	48·79	20·94	30·27	100
153	Palni	2,929	1,469	1,470	5,868	2	9	4,040	609	1,208	16·80	9·34	5·85	31·99	52·51	29·19	18·30	100
154	Pambán	1,801	1,283	2,323	5,407	19	127	3,032	981	1,248	20·17	13·63	21·39	55·19	36·54	24·69	38·77	100
155	Paramakudi	5,319	2,160	3,020	10,499	8	46	8,573	723	1,149	31·56	12·80	18·15	62·51	50·49	20·48	29·03	100
156	Periyakulam	3,768	1,525	2,120	7,353	11	16	6,658	360	398	30·13	12·05	15·21	57·39	52·50	21·09	26·50	100
157	Rajaisangamangalam	1,675	1,229	1,520	4,425	...	...	2,469	559	1,397	11·33	8·89	11·48	32·30	36·94	27·52	35·54	100
158	Rámesvaram	1,425	883	635	2,943	2	1	1,968	87	885	12·74	7·92	5·12	25·78	49·42	30·72	19·86	100
159	Ramnad	6,429	4,062	5,255	15,746	43	196	10,752	1,942	2,813	55·44	33·92	37·74	127·10	43·62	26·69	29·69	100
160	Sivaganga	3,025	1,671	2,665	7,361	...	38	6,785	293	247	20·68	11·68	16·19	48·55	42·59	24·06	33·35	100
161	Tirupatore	2,065	1,672	1,918	5,655	2	...	4,746	681	226	11·12	7·35	8·72	27·18	40·91	27·01	32·08	100
162	Tirushuli	2,748	1,323	1,750	5,821	...	2	6,204	194	421	19·09	9·55	12·51	41·15	46·38	23·20	30·42	100
163	Tirumangalam	2,266	860	864	3,990	19	9	3,122	329	511	8·91	3·59	3·36	15·86	56·18	22·64	21·18	100
164	Tirupuvanam	3,261	1,658	1,417	6,336	6	2	5,010	7[illegible]3	615	11·72	7·39	6·74	25·92	45·49	28·53	25·98	100
165	Usilamputti	1,779	967	1,226	3,982	...	...	2,757	688	537	14·98	7·25	8·57	30·80	48·64	23·54	27·82	100
166	Uttamapalaiyam	4,096	1,680	2,819	8,595	7	18	6,079	1,464	1,027	12·03	4·90	8·19	25·12	47·89	19·51	32·60	100
167	Vedasandore	1,684	734	1,009	3,427	...	1	2,601	760	65	7·98	4·09	5·10	17·17	46·47	23·83	29·70	100

No. IV.—*Statement showing the Classes and Sexes of the In-door and Out-door Patients*

1	2	3				4	
		Total treated during the year 1883.				a.	b.
Number.	District and Dispensary.	Men.	Women.	Children.	Total.	Europeans.	Eurasians.
	Malabar.						
168	Badagara	2,963	554	734	4,251	...	...
169	Calicut	10,867	4,860	4,407	20,134	43	3,483
170	Cannanore	2,021	848	1,302	4,171	81	855
171	Cochin	6,208	4,399	4,666	15,273	39	4,178
172	Maranatoddy	1,632	251	490	2,373	2	234
173	Manjeri	7,699	3,239	2,384	13,322	2	65
174	Pálghat	4,985	1,564	3,038	9,587	45	238
175	Palliport Lazaretto	31	13	1	45	..	...
176	Ponáni	2,806	987	1,500	5,293	1	13
177	Tellicherry	6,168	2,172	2,078	10,418	21	926
178	Vayitri	2,897	731	352	3,980	18	201
	Nellore.						
179	Addanki	311	107	34	452	...	...
180	Atmakúr	1,132	356	268	1,756	...	3
181	Gúdúr	1,463	469	709	2,644	8	14
182	Kandukúr	1,511	470	305	2,316	...	...
183	Kanigiri					Information not furnished.	
184	Kávali	760	225	148	1,133	...	6
185	Nellore	4,916	1,862	1,024	7,802	24	123
186	Do. Branch	5,397	2,930	3,368	11,695	21	246
187	Ongole	1,243	337	566	2,146	...	6
188	Podili					Information not furnished.	
189	Rápur	827	316	357	1,500	4	...
190	Sangam	1,043	370	336	1,749	126	35
191	Udayagiri	1,005	292	340	1,637	1	...
192	Venkatagiri Town	1,595	353	235	2,183	2	17
	Nílgiri.						
193	Coonoor...	1,527	1,302	1,227	4,052	265	370
194	Devála	2,526	182	160	2,868	281	444
195	Gúdalúr	1,548	472	418	2,438	110	257
196	Kótagiri	1,237	486	701	2,424	7	83
197	Ootacamund	4,260	2,822	3,375	10,457	450	816
	Salem.						
198	Atúr	3,325	1,102	1,741	6,168	5	7
199	Dharmapuri	3,140	1,048	707	4,895	...	...
200	Harúr	2,660	1,038	923	4,111	...	...
201	Hosúr	2,893	1,815	1,503	6,211	28	45
202	Krishnagiri	2,083	1,415	1,916	5,414	...	...
203	Námakal	2,886	812	1,018	4,716	3	11
204	Salem	8,266	3,816	3,861	15,943	92	235
205	Sankaridrúg	2,864	912	885	4,691	18	39
206	Tirupatúr	2,127	1,102	1,151	4,740	107	103
207	Uttankarai	949	586	490	2,025	...	...
208	Vániyambádi	2,592	970	1,294	4,856	3	...
209	Yercaud	2,381	1,294	1,268	4,943	460	848
	Tanjore.						
210	Ammápet	2,566	1,264	1,570	5,400	...	...
211	Arantángi	4,002	1,846	2,193	8,046	...	3
212	Avadiarcoil	1,946	974	1,008	3,928	...	...
213	Iyempet	3,314	1,470	1,527	6,311	...	...
214	Kuttanellore	1,967	1,047	1,366	4,380	...	...
215	Kodavassel	2,950	1,500	1,982	6,432	2	1
216	Koratharangudi and Marambu Chavady ...	10,858	3,814	4,559	19,231	9	232
217	Kumbakónam	4,543	2,110	1,493	8,146	21	26

STATISTICS—(*Continued*).

treated in the Dispensaries of the Madras Presidency during the year 1883—(Continued).

4			5							
Classes.			Daily Attendance.							
			Average Number.				Ratio per cent.			
c.	d.	e.								
Hindus.	Mussalmans.	Other Classes.	Men.	Women.	Children.	Total.	Men.	Women.	Children.	Total.
2,740	1,446	65	9·79	2·14	2·71	14·64	66·87	14·62	18·51	100
6,968	4,654	4,986	93·43	30·04	20·37	143·84	64·95	20·89	14·16	100
1,523	432	1,280	29·08	12·25	13·36	54·69	53·17	22·40	24·43	100
9,700	909	447	41·71	25·26	22·79	89·76	46·47	28·14	25·39	100
1,102	246	789	7·44	0·64	0·09	8·17	91·07	7·83	1·10	100
5,743	7,059	453	52·45	17·68	11·13	81·26	64·55	21·76	13·69	100
7,057	1,227	1,020	50·00	12·37	12·80	55·17	54·37	22·42	23·21	100
10	2	33	24·26	9·32	0·20	33·78	71·82	27·58	0·60	100
1,777	3,182	320	24·73	7·72	10·58	43·03	57·48	17·94	24·58	100
6,405	1,786	1,280	75·10	28·40	15·20	118·70	63·27	23·92	12·81	100
2,446	608	707	13·30	3·76	1·07	18·13	73·35	20·74	5·91	100
482	...	...	3·74	0·80	0·27	4·81	77·75	16·63	5·62	100
1,124	444	185	5·95	1·76	1·36	9·07	65·60	19·41	14·99	100
1,783	432	407	13·49	5·13	6·44	25·06	53·83	20·47	25·70	100
1,304	642	370	5·95	2·53	1·42	9·90	60·10	25·56	14·34	100
Information not furnished.										
880	184	63	10·04	2·32	1·88	14·24	70·18	16·57	13·25	100
4,436	1,646	1,573	31·80	19·10	6·18	57·08	55·71	33·46	10·83	100
5,081	3,586	2,761	25·24	13·74	13·62	52·60	47·99	26·12	25·89	100
1,164	196	780	26·46	8·19	7·74	42·39	62·42	19·31	18·27	100
Information not furnished.										
751	516	229	9·16	3·55	3·64	16·35	56·03	21·71	22·26	100
1,199	112	277	2·85	1·01	0·91	4·77	59·75	21·17	19·08	100
816	497	293	2·96	0·86	0·98	4·80	61·62	18·17	20·21	100
1,576	436	152	8·30	1·60	1·08	10·98	75·59	14·58	9·83	100
1,411	385	1,621	18·52	15·24	10·01	43·77	42·31	34·82	22·87	100
1,001	854	288	33·91	8·53	5·18	47·62	87·71	6·73	5·56	100
945	344	782	11·19	3·09	1·73	16·01	69·89	19·30	10·81	100
1,472	203	659	8·50	4·20	5·79	18·49	45·98	22·71	31·31	100
3,476	1,560	4,155	28·22	11·73	13·39	53·34	52·91	21·99	25·10	100
4,903	1,051	262	31·41	11·83	15·29	58·53	53·67	20·21	26·12	100
3,822	1,022	51	24·99	8·82	5·49	39·30	63·59	22·44	13·97	100
3,039	818	257	30·83	15·01	12·16	58·00	53·16	25·88	20·96	100
3,629	1,383	1,126	19·60	13·60	8·60	42·00	47·14	32·38	20·48	100
3,614	1,600	200	21·30	15·40	17·00	53·70	39·66	28·68	31·66	100
4,068	611	23	28·67	9·21	10·47	48·35	59·29	19·04	21·67	100
10,694	2,988	1,934	53·99	27·51	22·96	104·46	51·68	26·34	21·98	100
4,301	261	72	21·79	7·70	6·86	36·35	59·95	21·18	18·87	100
2,863	1,158	509	16·68	10·97	7·45	35·10	47·52	31·25	21·23	100
1,434	250	341	8·86	6·46	4·74	20·06	44·17	32·20	23·63	100
1,863	2,768	222	18·42	10·25	11·24	39·91	46·15	25·70	28·15	100
868	75	2,692	14·62	8·56	7·33	30·51	47·92	28·06	24·02	100
4,755	90	555	14·42	7·55	9·53	31·50	45·78	23·97	30·25	100
7,666	673	4	19·60	8·08	12·09	39·77	49·28	20·32	30·40	100
3,874	54	...	13·40	5·95	6·19	25·54	52·48	23·31	24·21	100
5,622	589	101	15·46	10·31	5·16	30·93	49·98	33·33	16·69	100
1,984	1,814	582	11·46	6·04	8·08	25·58	44·80	23·61	31·59	100
5,963	262	264	18·18	8·75	11·00	37·93	49·67	23·01	26·72	100
18,053	482	455	44·55	16·91	18·34	79·80	55·83	21·19	22·98	100
7,184	154	461	70·32	30·52	24·46	125·30	56·12	24·36	19·52	100

DISPENSARY

No. IV.—*Statement showing the Classes and Sexes of the In-door and Out-door Patients*

1	2	3					
		Total treated during the year 1883.					
						a.	b.
Number.	District and Dispensary.	Men.	Women.	Children.	Total.	Europeans.	Eurasians.
	TANJORE—(*Continued*).						
218	Kumbakónam Branch ...	4,286	2,058	3,873	10,217	...	76
219	Madukur ...	2,970	1,551	1,290	5,811	...	...
220	Mannárgudi ...	1,387	608	422	2,417	...	...
221	Mannárgudi ...	5,153	3,035	4,802	12,990	9	53
222	Do. Branch ...	358	205	529	1,092	...	...
223	Máyavaram ...	3,173	1,311	1,726	6,210	20	8
224	Outupet ...	2,282	1,404	1,413	5,099	...	...
225	Nimjasel ...	1,247	648	533	2,428	...	4
226	Nagore ...	3,179	1,753	2,062	6,994	4	9
227	Nannilam ...	2,005	1,128	1,775	4,908	1	1
228	Negapatam ...	6,656	3,240	4,300	14,196	70	978
229	Nidámangalam ...	2,677	1,190	1,703	5,570	2	2
230	Orthanad Chatram ...	3,700	2,171	2,857	8,728	1	1
231	Pápanásam ...	2,920	1,521	1,968	6,409	...	...
232	Patukóta ...	2,205	1,309	1,722	5,236	4	7
233	Rajamadam ...	2,268	842	1,609	4,719	4	20
234	Shiyáli ...	2,886	1,423	2,190	6,499	8	17
235	Tanjore ...	8,305	4,404	3,518	16,227	144	203
236	Tirucottupalle ...	4,543	2,258	2,165	9,266	1	...
237	Tiruturaipundi ...	4,546	1,851	1,718	8,115	2	12
238	Tiruvadamarudúr ...	3,257	1,427	1,409	6,093	...	...
239	Tiruvádi ...	3,305	1,418	2,053	6,776	...	...
240	Tiruváltur ...	4,963	2,600	2,530	10,093	5	7
241	Tranquebar ...	3,175	1,239	1,367	5,781	16	11
242	Do. Branch ...	2,306	1,275	1,553	5,134	148	183
243	Vadarniam ...	2,651	836	674	4,161	...	...
244	Vulangamon ...	2,475	1,261	1,624	5,360	...	...
245	Velangulam ...	1,104	552	402	2,058	3	1
246	Vallam ...	2,780	2,206	2,484	7,470	...	...
	TINNEVELLY.						
247	Ambásamudram ...	6,055	1,809	1,985	9,849	8	23
248	Idaiyangudi ...	2,631	1,951	2,541	7,123	...	...
249	Megnánapuram ...	1,870	937	1,253	4,060	8	...
250	Nagalapuram ...	1,122	639	1,045	2,806	2	...
251	Nángunéri ...	2,125	983	1,176	4,284	1	4
252	Nazareth ...	3,069	2,025	3,051	8,145	2	...
253	Otapidáram ...	2,577	1,116	1,408	4,901	8	24
254	Palamcottah ...	4,363	1,223	759	6,345	13	113
255	Rádháputam ...	1,152	466	726	2,344	...	...
256	Sankaranainárkoil ...	3,201	1,032	1,504	5,737	1	1
257	Sátúr ...	881	259	282	1,422	1	12
258	Sawyerpuram ...	2,064	1,220	1,558	4,842	...	...
259	Sivakási ...	1,643	1,080	886	3,609	3	...
260	Srívelliputur ...	6,264	2,527	3,591	12,382	...	15
261	Srívaikuntham ...	4,330	1,564	2,200	8,094	...	...
262	Tenkási ...	4,720	1,472	2,281	8,473	26	74
263	Terukarangudy ...	2,384	839	806	4,029	...	2
264	Tinnevelly ...	4,735	1,218	2,018	8,001	2	73
265	Tuticorin ...	2,512	1,751	2,455	6,718	11	97
266	Virudupati ...	3,174	1,402	1,696	6,272	9	11
	TRICHINOPOLY.						
267	Ariyalúr ...	2,441	1,078	1,347	4,866	3	1
268	Irungalore ...	2,605	1,128	1,125	4,858	...	...
269	Musiri ...	3,293	1,537	1,544	6,374	3	1
270	Srírangam ...	5,905	2,447	5,759	14,111	...	...
271	Trichinopoly ...	18,595	9,380	12,166	41,141	11	1,240
	VIZAGAPATAM.						
272	Anakápalle ...	4,129	1,074	1,629	6,832	7	8
273	Bimlipatam ...	3,024	1,054	1,426	5,504	113	364
274	Bobbili ...	3,705	1,419	1,901	7,025	11	3
275	Chipurupalle ...	2,237	788	1,055	4,080	...	7

138

STATISTICS—(*Continued*).

treated in the Dispensaries of the Madras Presidency during the year 1883—(Continued).

4			5							
Classes.			Daily Attendance.							
c.	d.	e.	Average Number.				Ratio per cent.			
Hindus.	Mussulmans.	Other Classes.	Men.	Women.	Children.	Total.	Men.	Women.	Children.	Total.
9,656	309	176	40·45	22·58	34·80	97·83	41·33	23·09	35·58	100
4,252	887	672	11·44	5·81	5·01	22·26	51·39	26·10	22·51	100
1,924	412	81	12·78	3·62	2·24	18·64	68·56	19·42	12·02	100
12,093	346	489	28·34	20·44	18·43	67·21	42·16	30·41	27·43	100
1,011	8	73	2·17	1·28	2·92	6·37	34·06	20·10	45·84	100
5,523	176	483	20·36	9·34	9·51	39·21	51·93	23·82	24·25	100
3,110	1,297	692	18·54	10·57	10·13	39·24	47·25	26·94	25·81	100
1,587	813	24	9·51	5·31	3·17	17·99	52·86	29·52	17·62	100
4,943	1,851	187	14·83	10·12	10·09	35·04	42·36	28·91	28·73	100
4,551	310	45	11·45	6·48	10·12	28·05	40·82	23·11	36·07	100
10,552	1,114	1,482	50·10	28·10	25·76	103·96	48·19	27·03	24·78	100
5,232	101	233	23·83	9·30	10·10	43·23	55·12	21·51	23·37	100
8,411	147	168	24·70	14·22	16·16	55·08	44·84	25·82	29·34	100
5,755	460	194	18·09	12·52	9·81	40·42	44·75	30·98	24·27	100
4,192	114	919	16·45	9·56	9·46	35·47	46·38	26·95	26·67	100
3,668	1,003	24	12·93	5·30	7·96	26·19	49·37	20·24	30·39	100
4,991	245	1,238	22·54	10·70	11·09	47·33	47·62	22·61	29·77	100
13,858	698	1,324	67·35	42·40	24·50	134·25	50·17	31·58	18·25	100
8,768	101	396	29·85	14·05	12·98	56·88	52·48	24·70	22·82	100
6,496	154	1,451	26·39	10·08	8·67	45·14	58·46	22·33	19·21	100
5,686	240	167	20·80	8·60	9·80	39·20	53·60	21·60	24·80	100
6,285	112	379	18·03	8·49	10·75	37·27	48·38	22·78	28·84	100
9,798	187	96	26·02	14·25	14·42	54·69	47·58	26·06	26·36	100
5,604	150	...	31·72	15·52	9·73	56·97	55·68	27·24	17·08	100
4,651	152	...	15·10	8·56	8·73	32·39	46·62	26·42	26·96	100
4,008	40	113	18·41	5·19	4·69	28·29	65·08	18·34	16·58	100
4,608	352	400	15·98	8·13	10·48	34·59	46·19	23·51	30·30	100
1,910	108	36	8·43	4·41	2·72	15·56	54·18	28·34	17·48	100
5,160	415	1,895	7·61	5·95	6·81	20·37	37·35	29·22	33·43	100
8,793	507	518	46·88	18·85	14·94	80·67	58·11	23·37	18·52	100
1,620	157	5,346	21·35	11·85	15·70	48·90	43·66	24·23	32·11	100
765	22	3,265	15·00	7·00	10·00	32·00	46·87	21·87	31·26	100
970	112	1,722	3·06	1·74	2·85	7·65	40·00	22·74	37·26	100
3,745	152	382	17·17	6·36	8·15	31·68	54·29	20·17	25·54	100
1,201	349	6,593	34·10	19·70	30·30	84·10	40·55	23·42	36·03	100
3,427	166	1,276	17·99	8·54	10·42	36·95	48·69	23·12	28·19	100
3,660	164	2,395	31·93	11·70	10·59	54·22	58·89	21·57	19·54	100
1,542	166	636	13·25	6·25	8·00	27·50	48·18	22·73	29·09	100
4,301	280	1,154	27·31	9·78	13·07	50·16	54·45	19·49	26·06	100
1,030	93	286	6·60	2·30	1·60	10·50	62·86	21·90	15·24	100
2,375	33	2,434	22·30	17·80	14·90	55·00	40·56	32·35	27·09	100
2,388	601	614	22·00	13·00	12·00	47·00	46·82	27·65	25·53	100
11,431	359	547	31·55	10·76	14·91	57·22	55·13	18·81	26·06	100
6,152	442	1,500	28·00	10·00	12·00	50·00	56·00	20·00	24·00	100
6,038	1,739	596	41·44	12·07	16·77	70·28	58·96	17·18	23·86	100
2,872	719	436	17·20	7·58	5·42	30·20	56·95	25·10	17·95	100
7,003	728	195	44·20	11·37	18·19	73·76	59·92	15·42	24·66	100
3,050	149	3,411	56·17	40·28	47·59	144·04	38·99	27·97	33·04	100
5,745	266	241	25·86	17·75	13·39	57·00	45·37	31·14	23·49	100
4,425	150	287	16·71	9·13	8·26	34·10	49·01	27·31	23·68	100
2,486	492	1,880	14·00	10·00	9·00	33·00	42·43	30·30	27·27	100
5,856	111	403	51·23	32·27	29·04	112·54	45·52	28·68	25·80	100
14,101	10	...	40·68	15·35	26·87	82·90	49·07	18·52	32·41	100
31,702	6,877	1,311	132·65	66·63	66·36	265·64	49·94	25·08	24·98	100
6,443	373	1	32·89	8·13	9·44	50·46	65·18	16·11	18·71	100
4,871	102	54	46·56	16·26	14·03	76·85	60·58	21·16	18·26	100
6,865	128	18	20·79	9·08	8·64	38·51	53·98	23·58	22·44	100
4,029	34	10	17·04	5·44	5·35	27·83	61·23	19·55	19·22	100

No. IV.—*Statement showing the Classes and Sexes of the In-door and Out-door Patients*

1	2	3					
		Total treated during the year 1883.				a.	b.
Number.	District and Dispensary.	Men.	Women.	Children.	Total.	Europeans.	Eurasians.
	VIZAGAPATAM—(*Continued*).						
276	Chódavaram	4,560	812	843	6,215	...	2
277	Gajapatinagar	2,574	782	837	4,193	...	...
278	Gunipure	970	240	382	1,592	1	...
279	Itikavulsa	2,170	711	314	3,195	82	88
280	Narsapatnam	2,450	796	1,021	4,267	5	8
281	Pálkonda	4,581	1,437	2,042	8,060	35	18
282	Párvatipur	2,979	943	995	4,917	6	32
283	Sálúr	3,170	1,381	1,168	5,719	23	41
284	Srungavarapukóta	2,379	596	802	3,777	14	5
285	Vizagapatam	5,542	1,694	1,606	8,842	24	336
286	Waltair	Statistics are included in the return of Vizagapatam.					
287	Yellamanchili	3,511	1,091	692	5,294	13	9
	Grand Total ...	851,238	374,439	471,132	1,696,809	7,165	43,616

139

STATISTICS—(*Continued*).

treated in the Dispensaries of the Madras Presidency during the year 1883—(Continued).

4			5							
Classes.			Daily Attendance.							
c.	d.	e.	Average Number.				Ratio per cent.			
Hindus.	Mussulmans.	Other Classes.	Men.	Women.	Children.	Total.	Men.	Women.	Children.	Total.
6,160	53	...	19·07	2·96	3·40	25·43	74·99	11·64	13·37	100
4,059	38	96	17·78	4·50	5·00	27·28	65·16	16·62	18·22	100
1,546	10	35	8·87	2·31	3·24	14·42	61·51	16·02	22·47	100
2,048	158	819	7·44	2·12	0·78	10·34	71·95	20·50	7·55	100
3,824	116	314	21·67	6·42	6·31	34·40	62·99	18·66	18·35	100
7,349	123	535	24·90	8·51	8·69	42·10	59·15	20·21	20·64	100
4,731	122	26	14·25	3·76	4·07	22·08	64·53	17·04	18·43	100
4,976	118	561	18·38	7·00	5·37	30·75	59·78	22·76	17·46	100
3,533	225	...	19·32	5·74	7·59	32·65	59·17	17·58	23·25	100
6,998	1,092	392	59·44	21·79	13·56	94·79	62·71	22·98	14·31	100
4,860	288	124	22·17	9·83	3·39	35·39	62·64	27·78	9·58	100
1,231,137	214,514	200,377	7,091·50	3,253·32	3,273·07	13,617·89	52·07	23·89	24·04	100

140

DISPENSARY

No. V.—*Statement showing the Income on account of the*

TATISTICS—(*Continued*).

ispensaries in the Madras Presidency during the year 1883.

1	2	3															
		Income.															
		a.	b								c.	c½.	d.	d½.	e.		f.
			From Government.												Subscriptions		
Number.	District and Dispensary.	Cash Balance on 1st January 1883.	As Salaries.	As Registers and Forms.	As European Medicines.	For Diet of Police Cases.	Sale of Medicines.	Special Allowance given by Government.	Total.		From Local or other Funds.	From Municipal Funds.	Interest on Investments.	Sale of Securities or Withdrawal of Deposits.	From Europeans.	From Natives.	Total Income.
		RS. A. P.	RS. A. P.	RS. A. P.	RS. A. P.	RS. A. P.	RS. A. P.	RS. A. P.	RS. A. P.		RS. A. P.	RS. A. P.	RS. A. P.	RS. A. P.	RS. A. P.	RS. A. P.	RS. A. P.
	ANANTAPUR.																
1	Anantapur	...	...	...	...	...	...	...	...		696 3 4	587 12 3	...	...	43 6 0	...	1,327 5 7
2	Gooty	905 7 11	...	...	...	...	...	...	...		3,406 0 7	...	...	...	...	...	4,311 8 6
3	Kalâyandrúg	...	105 0 0	...	...	...	...	...	105 0 0		876 9 6	...	...	...	a 15 1 4	b 500 0 0	1,496 10 10
4	Penukonda	962 10 1	198 3 4	...	...	7 13 0	...	...	206 0 4		1,468 0 0	...	...	...	a 6 6 0	...	2,643 0 5
5	Tadpatri	...	195 0 0	...	...	4 7 0	...	...	199 7 0		1,493 4 2	...	...	...	...	...	1,692 11 2
6	Uravakonda	...	56 15 9	...	...	...	...	...	56 15 9		120 6 0	...	...	...	...	366 12 0	544 1 9
	ARCOT, NORTH.																
7	Árni	...	...	...	...	...	...	...	...		3,532 5 8	...	...	...	...	...	3,532 5 8
8	Chittoor	...	...	...	...	...	...	...	...		3,640 8 6	...	...	...	...	...	3,640 8 6
9	Gudiyátam	...	...	...	...	...	...	...	...		633 4 7	...	...	...	...	...	633 4 7
10	Kálahasti	...	...	...	...	...	...	...	...		746 11 7	...	...	...	...	...	746 11 7
11	Palmanér	...	...	...	...	...	...	...	...		9,553 4 2	...	...	...	...	...	9,553 4 2
12	Póhr	...	...	...	...	...	...	...	...		866 14 0	...	...	...	...	...	866 14 0
13	Ranipet	...	745 14 11	...	...	...	...	...	745 14 11		5,626 10 0	...	...	...	...	...	6,372 8 11
14	Tirupati	...	...	...	...	...	...	...	...		2,534 7 11	...	...	...	...	...	2,534 7 11
15	Vellore	...	...	...	...	...	...	2,200 0 0	2,200 0 0		...	2,924 0 6	112 8 0	...	...	50 0 0	5,286 8 6
16	Venkatagirikóta	...	...	...	...	...	...	...	...		1,039 5 10	...	...	...	...	...	1,039 5 10
17	Wálajápet	...	...	...	...	...	...	...	...		309 6 8	539 12 6	...	...	...	...	849 3 2
18	Wandiwash	...	...	...	...	...	...	...	...		835 0 3	...	...	...	...	...	835 0 3
	ARCOT, SOUTH.																
19	Chidambaram	...	339 0 0	...	...	...	...	...	339 0 0		1,878 2 2	938 12 8	...	...	...	...	3,155 14 10
20	Cuddalore	...	...	...	...	...	...	...	...		2,330 0 0	1,384 3 6	960 0 0	...	...	...	4,674 3 6
21	Do. Old Town	...	...	...	...	...	...	...	...		...	2,119 13 6	...	...	...	...	2,119 13 6
22	Kallakurchi	20 0 0	164 9 9	...	...	...	...	...	164 9 9		1,798 14 5	...	...	...	...	...	1,983 8 2
23	Panruti	20 0 0	212 11 4	...	...	...	...	...	212 11 4		968 9 3	...	...	...	...	...	1,201 4 7
24	Tindivanam	30 0 0	225 0 0	...	...	...	...	...	225 0 0		1,819 2 11	...	...	...	...	...	2,074 2 11
25	Tirukoilúr	30 0 0	150 0 0	...	...	...	...	...	150 0 0		1,846 3 7	...	...	...	...	...	2,026 3 7
26	Tiruvannámalai	...	270 0 0	...	72 11 8	...	...	...	342 11 8		1,230 7 6	...	...	...	...	...	1,573 3 2
27	Villupuram	30 0 0	225 0 0	...	...	...	...	...	225 0 0		1,871 7 2	...	...	...	...	...	2,126 7 2
28	Vriddháchalam	40 0 0	225 0 0	...	...	...	...	...	225 0 0		1,983 4 10	...	...	...	...	...	2,248 4 10
	BELLARY.																
29	Ádóni	...	105 0 0	...	...	...	...	30 0 0	135 0 0		1,048 7 9	1,139 8 7	...	...	a 5 2 6	...	2,328 2 10
30	Álúr	...	194 12 9	...	...	...	...	...	194 12 9		2,069 0 7	...	...	...	...	...	2,263 13 4
31	Bellary	...	...	...	...	...	...	...	...		1,200 0 0	2,479 13 11	148 2 10	...	a 138 8 4	...	3,966 9 1
32	Harpanahalli	...	190 1 8	...	...	...	...	...	190 1 8		1,143 12 2	...	...	...	...	...	1,333 13 10
33	Hospet	...	225 0 0	...	...	...	...	...	225 0 0		1,738 13 5	...	...	...	...	...	1,963 13 5
34	Kúdligi	...	110 15 11	...	...	...	...	...	110 15 11		861 6 11	...	...	...	a 3 5 0	...	975 11 10
35	Kampli	...	54 2 8	...	...	...	...	...	54 2 8		685 8 4	...	...	...	...	...	739 11 0
36	Ráyadrug	...	54 2 8	...	...	...	...	...	54 2 8		652 5 11	...	...	...	...	...	706 8 7
37	Sundúr	...	...	...	...	...	...	...	...		1,326 15 3	...	...	...	35 0 0	21 0 0	1,382 15 3
	CANARA, SOUTH.																
38	Bantvál	...	160 0 0	...	...	...	...	...	160 0 0		999 0 0	...	...	...	...	...	1,159 0 0
39	Coondapúr	...	215 0 0	...	...	...	...	...	215 0 0		1,669 0 0	...	...	...	a 3 0 0	...	1,887 0 0
40	Karcal	...	...	...	...	...	...	...	...		944 0 0	...	...	...	...	...	944 0 0
41	Kásaragód	...	207 0 0	...	...	...	...	...	207 0 0		1,429 0 0	...	...	...	...	...	1,636 0 0
42	Laccadive Islands	...	906 6 0	...	51 8 1	...	...	...	957 14 1		...	...	...	...	...	...	957 14 1
43	Mangalore	...	...	...	...	...	...	...	...		600 0 0	3,415 13 11	40 0 0	...	306 9 2	...	4,362 7 1
44	Puttur	...	106 0 0	...	...	...	...	...	106 0 0		2,045 0 0	...	...	...	...	...	2,151 0 0
45	Udipi	...	108 0 0	...	...	...	...	...	108 0 0		1,076 0 0	...	...	...	...	...	1,184 0 0
	CHINGLEPUT.																
46	Chingleput	...	75 0 0	...	...	...	...	...	75 0 0		4,738 2 2	...	135 0 0	...	a 13 0 11	...	4,961 3 1
47	Conjeevaram	...	1,043 12 0	...	...	...	...	...	1,043 12 0		1,400 0 0	1,636 10 9	...	...	a 33 7 9	...	4,113 14 6
48	Madurántakam	...	...	...	...	...	...	...	...		1,213 0 8	...	...	...	...	...	1,213 0 8
49	Nagalapuram	...	...	...	...	...	...	...	...		947 14 8	...	...	...	...	...	947 14 8
50	Ponnéri	...	...	...	...	...	...	...	...		796 9 11	...	...	...	...	...	796 9 11
51	Poonamallee	...	...	...	...	...	...	...	...		809 5 6	...	...	...	...	...	809 5 6
52	Saidápet	...	198 9 5	...	...	...	...	...	198 9 5		1,403 9 4	...	...	...	...	...	1,602 2 9

a Sale of medicines.

b Includes subscriptions from European also.

DISPENSARY

No. V.—*Statement showing the Income on account of the*

1	2						
		a.	b.				
			Form				
Number.	District and Dispensary.	Cash Balance on 1st January 1883.	As Salaries.	As Registers and Forms.	As European Medicines.	For Diet of Police Cases.	Sale of Medicines.
		RS. A. P.	RS. A. P.	RS. A. P.	RS. A. P.	RS. A. P.	RS. A. P.
	CHINGLEPUT—(*Continued*).						
53	Saint Thomas' Mount	...	...	...	...	...	...
54	Sathivadu	...	...	...	...	...	..
55	Sembium	...	...	...	...	...	...
56	Sríperumbudúr	...	...	...	...	...	...
57	Tirupórúr	...	...	...	...	...	...
58	Tiruvallúr	...	...	...	...	...	...
59	Uttramallur	...	...	...	...	...	...
	COIMBATORE.						
60	Aravakurchi	...	24 11 10	...	...	...	...
61	Bhaváni	...	183 5 6	...	...	...	...
62	Coimbatore	...	...	...	...	...	...
63	Dhárápuram	...	117 15 9	...	...	...	...
64	Erode	...	225 0 0	...	...	...	...
65	Karúr	...	225 0 0	...	...	...	...
66	Kollegál	...	181 4 0	...	...	...	...
67	Mettupálaiyam	...	199 2 5	...	...	...	...
68	Palladam	...	184 7 6	...	...	...	...
69	Polláchi	...	410 10 0	...	...	...	...
70	Satyamángalam	...	150 0 0	...	...	...	...
71	Udamalpet	...	171 7 10	...	...	...	...
	CUDDAPAH.						
72	Badvél	...	...	...	...	4 8 6	...
73	Cuddapah	...	...	...	...	13 9 9	...
74	Jammalamadugu	...	...	...	...	...	...
75	Kadiri	...	...	...	...	...	...
76	Madanapalle	...	1,288 12 0	...	...	...	...
77	Pullampet	...	...	...	...	...	...
78	Pûlér	...	...	...	...	...	...
79	Proddutur	...	...	...	...	...	...
80	Pulivendla	...	...	...	...	...	...
81	Ráyachóti	...	...	...	...	...	...
	GANJAM.						
82	Aska	...	...	...	...	...	...
83	Berhampore	...	75 0 0	...	...	...	...
84	Calingapatam	...	...	...	...	...	...
85	Chicacole	...	4,600 0 0	...	...	...	...
86	Ganjam	...	...	...	...	...	...
87	Gopálpur	...	600 0 0	...	...	...	...
88	Kimedi	...	900 0 0	...	...	...	...
89	Sómpet	...	...	...	...	...	...
90	Narada	...	...	...	...	...	...
91	Tekkali-Raghunathapuram	...	...	...	...	...	..
	GODÁVARI.						
92	Amalápuram	...	...	...	...	...	...
93	Bhadráchalam	...	629 4 8	...	...	...	...
94	Chintalapudi	...	...	...	...	...	...
95	Cocanada	...	...	...	...	...	...
96	Do. Seamen's Hospital... ...	...	...	...	...	...	...
97	Dowlaishweram...	...	672 0 0	...	162 0 0	...	(a) 39 0 0
98	Ellore	...	485 0 0	...	...	...	...
99	Narsápur	...	...	...	...	...	...
100	Peddápuram	...	...	...	...	...	...
101	Pithápuram	...	...	...	...	...	...
102	Rajahmundry	...	...	...	...	19 2 5	...
103	Rámachandrapuram	...	...	...	...	...	...
104	Sírsavada	...	...	...	...	...	...
105	Tellápudi	...	...	...	...	...	...
106	Tuni	...	...	...	...	...	...
107	Tanuku	...	...	...	...	...	...
108	Yelaswaram	...	...	...	...	...	...

(a) Includes Rs. 3 by sale of miscellaneous articles.
(b) Do. Rs. 244-12-9 sale of medicines.
(c) As Contingencies.
(d) Bungalow rent.

STATISTICS—(*Continued*).

Dispensaries in the Madras Presidency during the year 1883—(Continued).

3									
Income.									
Government.		c.	c½.	d.	d½.	e.		f.
Special Allowance given by Government.	Total.	From Local or other Funds.	From Municipal Funds.	Interest on Investments.	Sale of Securities or Withdrawal of Deposits.	Subscriptions From Europeans.	Subscriptions From Natives.	Total Income.
RS. A. P.	RS. A. P.	RS. A. P.	RS. A. P.	RS. A. P.	RS. A. P.	RS. A. P.	RS. A. P.	RS. A. P.
631 3 4	631 3 4	...	...	...	...	...	...	631 3 4
...	...	1,054 2 6	...	...	...	...	...	1,054 2 6
...	...	782 2 9	...	...	...	...	...	782 2 9
...	...	824 1 7	...	...	...	...	...	824 1 7
...	..	1,110 8 0	...	...	...	...	...	1,110 8 0
...	...	906 2 5	...	...	...	...	...	906 2 5
...	...	774 9 1	...	...	...	...	...	774 9 1
...	24 11 10	327 5 0	...	...	...	...	...	352 0 10
...	183 5 6	1,171 1 2	...	...	...	...	...	1,354 6 8
...	...	2,300 0 0	3,133 7 4	200 0 0	...	236 3 5	...	5,869 10 9
...	117 15 9	857 11 6	...	...	...	...	...	975 11 3
...	225 0 0	1,000 0 0	339 1 4	...	...	...	...	1,564 1 4
...	225 0 0	1,200 0 0	171 6 2	...	...	...	...	1,596 6 2
...	181 4 0	1,943 9 9	...	...	...	...	...	2,124 13 9
...	199 2 5	a 1,163 9 4	...	...	...	...	...	1,362 11 9
...	184 7 6	874 6 9	...	...	...	...	...	1,058 14 3
...	410 10 0	2,277 10 0	...	840 0 0	...	...	225 0 0	3,753 4 0
...	150 0 0	1,083 8 4	...	...	...	...	...	1,233 8 4
...	171 7 10	1,351 14 11	...	...	...	...	...	1,523 6 9
...	4 8 6	1,556 1 2	...	...	...	...	...	1,560 9 8
...	13 9 9	3,000 0 0	3,046 14 5	640 0 0	...	b 419 12 9	35 0 0	7,155 4 11
...	...	1,947 8 7	...	...	...	e 7 0 6	...	1,954 9 1
...	...	1,215 8 8	...	...	...	...	...	1,215 8 8
...	1,288 12 0	4,962 12 3	...	...	...	...	...	6,251 8 3
...	...	1,710 8 0	...	...	...	...	...	1,710 8 0
...	...	1,247 12 5	...	...	...	...	...	1,247 12 5
...	...	1,525 4 10	...	...	...	...	...	1,525 4 10
...	...	1,542 4 4	...	...	...	...	..	1,542 4 4
...	...	1,281 5 8	...	...	...	...	...	1,281 5 8
...	...	1,297 9 9	...	...	...	...	...	1,297 9 9
...	75 0 0	800 0 0	1,252 8 3	80 0 0	...	10 0 0	g 26 9 0	2,244 1 3
...	...	652 15 6	...	...	...	...	...	652 15 6
...	4,600 0 0	901 4 0	257 2 11½	80 0 0	...	20 0 0	650 0 0	6,508 6 11½
...	...	1,650 0 10	...	...	...	...	...	1,650 0 10
...	600 0 0	1,239 10 7	...	...	...	...	...	1,839 10 7
...	900 0 0	498 3 0	...	...	...	...	1,000 0 0	2,398 3 0
...	...	1,509 3 0	...	...	...	...	...	1,509 3 0
...	...	1,354 3 0	...	...	...	...	...	1,354 3 0
...	...	771 1 1	...	...	...	...	...	771 1 1
...	...	1,875 1 1	...	...	...	...	...	1,875 1 1
h 79 0 5	708 5 1	...	...	...	...	...	...	708 5 1
...	...	979 11 2	...	...	...	...	...	979 11 2
600 0 0	600 0 0	1,628 4 11	3,334 11 2	71 13 6	1,636 10 3	70 0 0	14 0 0	7,355 7 10
...	...	d 119 0 0	...	...	...	f 583 8 0	...	702 8 0
180 0 0	1,053 0 0	...	...	...	...	...	...	1,053 0 0
...	485 0 0	2,069 3 8½	2,069 3 8½	...	...	...	...	4,623 7 5
...	...	652 7 2	...	...	...	...	...	652 7 2
...	...	826 4 0	...	...	...	...	...	826 4 0
...	...	1,301 10 0	...	...	...	...	...	1,301 10 0
...	19 2 5	3,533 5 4	617 8 8	85 0 0	e 157 0 3	75 0 0	h 2 4 0	4,489 4 8
...	...	1,267 1 10	...	...	...	...	...	1,267 1 10
...	...	804 12 2	...	...	...	...	...	804 12 2
...	...	944 8 11	...	...	...	...	...	944 8 11
...	...	970 3 0	...	...	...	...	...	970 3 0
...	...	430 14 1	...	...	...	...	...	430 14 1
...	...	1,024 11 11	...	...	...	...	...	1,024 11 11

e Sale of medicines.
f Seamen's fees.
g Includes Rs. 23-9-0 sale of medicines.
h Miscellaneous charges.

DISPENSARY

No. V.—*Statement showing the Income on account of the*

1	2							
			a.	b				
				From				
Number.	District and Dispensary.		Cash Balance on 1st January 1883.	As Salaries.	As Registers and Forms.	As European Medicines.	For Diet of Police Cases.	Sale of Medicines.
			RS. A. P.	RS. A. P.	RS. A. P.	RS. A. P.	RS. A. P.	RS. A. P.
	KISTNA.							
109	Bezváda ...		...	251 4 0	...	...	...	...
110	Chellapalle		...	109 0 5	...	...	...	...
111	Chirala ...		5 0 0	55 3 11	...	...	...	...
112	Dáchipalle		5 0 0	192 1 9	...	...	...	...
113	Gudiváda		8 10 9	131 4 0	...	...	...	...
114	Guntúr ...		...	150 0 0	...	...	...	...
115	Jaggayapet		...	225 0 0	...	...	...	...
116	Karempudi		5 0 0	105 0 0	...	...	...	...
117	Masulipatam		...		...	...	180 0 0	...
118	Narsaraopet		...	395 5 1	...	...	...	...
119	Núzvíd ...		...	131 4 0	...	...	...	...
120	Répalle ...		...	246 0 0	...	...	...	...
121	Sattenapalle		...	90 5 2	...	...	...	...
122	Tiruvur ...		5 2 6	150 0 0	...	...	...	...
123	Tumercode		5 0 0	105 0 0	...	...	...	...
124	Vinukonda		...	239 13 5	...	...	...	...
	KUERNOOL.							
125	Atmakúr		...	...	...	...	...	...
126	Cumbum		...	...	...	...	...	...
127	Koilkuntla		...	...	...	...	...	...
128	Kurnool ...		...	...	...	...	109 6 9	...
129	Márkápur		...	...	...	...	...	...
130	Nandyál ...		...	...	...	...	...	...
131	Pattikonda		...	...	...	...	...	...
132	Sirvel ...		...	...	...	...	...	...
	MADRAS.							
133	Black Town, North Side		...	...	...	...	...	...
134	Do. Medical Mission		...	16,027 10 0	33 8 0	781 15 0	b 2,894 1 2	c 5,958 12 1
135	Eye Infirmary ...		...	81,991 2 11	...	10,205 5 4	b 28,324 5 9	8,089 10 7
136	General Hospital		...	3,258 0 0	...	315 9 5	...	...
137	Leper Hospital		...					
138	Lying-in Hospital and Female Dispensary at Egmore ...		...	19,873 3 4	123 13 0	1,335 1 8	b 9,603 12 11	...
139	Native Infirmary		...	1,857 14 6	...	349 6 4	...	...
140	Ramasawmy Lying-in Hospital							The charges of this institution are
141	Triplicane		...	...	...	...	...	...
142	Women and Children Hospital, Madras		...	4,653 9 9	142 6 6	1,519 2 5	b 9,295 11 1	...
	MADURA.							
143	Arupukóta		...	...	...	...	...	...
144	Battagundu		...	...	...	...	...	...
145	Bodináyakanúr ...		16 11 6	...	...	...	...	...
146	Devakóta		...	...	...	...	...	...
147	Dindigul		557 4 10	...	...	...	...	...
148	Kamudy		...	...	...	...	...	...
149	Kodaikanal		...	...	...	...	...	...
150	Madura ...		...	...	...	...	...	...
151	Mána Madura		...	...	...	...	...	...
152	Melúr ...		...	...	...	...	...	...
153	Palni ...		...	...	...	...	...	...
154	Pamban ...		...	537 3 8	...	...	...	...
155	Paramakudi		...	...	...	...	...	...
156	Periyakulam		...	...	...	...	...	...
157	Rajasumgamungalum		...	...	...	...	...	...
158	Rámésvaram		...	...	...	...	...	...
159	Ramnad ...		...	550 13 4	...	...	...	...
160	Sivaganga		...	...	...	...	...	...
161	Tirupatur		...	...	...	...	...	...
162	Tirushuli		...	...	...	...	...	...
163	Tirumangalam ...		4 2 5	...	...	...	...	...

a Sale of medicines.
b Diet of sick patients.
c Building repairs.
d Includes Rs. 55 recovered by fines.
e Bedding and clothing.
f Amount recovered by diets and fines.

142

STATISTICS—(*Continued*).

Dispensaries in the Madras Presidency during the year 1883—(Continued).

3								
Income.								
		c.	c½.	d.	d½.	e.		f.
Government.						Subscriptions		
Special Allowance given by Government.	Total.	From Local or other Funds.	From Municipal Funds.	Interest on Investments.	Sale of Securities or Withdrawal of Deposits.	From Europeans.	From Natives.	Total Income.
RS. A. P.	RS. A. P.	RS. A. P.	RS. A. P.	RS. A. P.	RS. A. P.	RS. A. P.	RS. A. P.	RS. A. P.
...	251 4 0	3,427 1 10	...	...	...	a 100 5 3	...	3,778 11 1
...	109 0 5	399 4 2½	...	...	...	...	399 4 2½	907 8 10
...	55 3 11	926 10 8	...	...	...	...	...	986 14 7
...	192 1 9	1,158 1 5	...	...	...	...	...	1,355 3 2
...	131 4 0	998 7 1	...	...	...	...	...	1,138 5 10
...	150 0 0	2,989 2 11	2,989 3 0	45 11 0	...	...	...	6,174 0 11
...	225 0 0	1,541 5 9	...	...	...	...	...	1,766 5 9
...	105 0 0	659 7 10	...	...	...	...	...	769 7 10
...	180 0 0	2,559 4 5	2,559 4 5	...	...	a 102 3 10	...	5,400 12 8
...	395 5 1	1,186 11 4	...	...	...	...	...	1,582 0 5
...	131 4 0	1,258 0 10	...	...	...	...	...	1,389 4 10
...	246 0 0	1,086 13 9	...	...	...	a 9 2 3	...	1,342 0 0
...	90 5 2	1,286 6 9	...	...	...	...	...	1,376 11 11
...	150 0 0	788 3 5	...	...	...	...	...	943 5 11
...	105 0 0	721 15 11	...	...	...	...	...	831 15 11
...	239 13 5	719 8 6	...	...	...	...	...	959 5 11
...	...	716 1 11	...	...	...	...	...	716 1 11
...	...	3,877 10 7	...	...	...	...	...	3,877 10 7
...	...	743 3 1	...	...	...	...	...	743 3 1
...	109 6 9	3,463 5 9	1,686 13 1	120 0 0	...	...	...	5,379 9 7
...	...	796 9 1	...	...	...	...	...	796 9 1
...	...	1,716 12 4	...	...	...	...	...	1,716 12 4
...	...	679 11 10	...	...	...	...	...	679 11 10
...	...	723 4 8	...	...	...	...	...	723 4 8
...	...	...	1,369 7 6	...	...	...	...	1,369 7 6
...	...	...	...	...	...	...	...	...
795 8 7	26,491 6 10	...	...	...	...	f 688 5 0	...	27,179 11 10
746 12 6	1,29,357 5 1	...	...	...	...	g 6,806 14 7	...	136,164 3 8
15,932 2 7	19,535 12 0	...	...	...	...	...	...	19,535 12 0
822 3 9	31,758 2 8	...	...	...	...	h 798 1 0	...	32,556 3 8
...	2,207 4 10	...	9,497 11 7	...	...	...	...	11,705 0 5
included in those of Native Infirmary.								
...	...	...	d 7,770 11 5	...	...	...	...	7,770 11 5
...	15,610 13 9	...	...	...	e 2,186 14 8	i 1,454 14 0	...	19,252 10 5
...	...	600 8 2	...	...	...	...	...	600 8 2
...	...	480 0 0	...	...	...	...	...	480 0 0
...	...	480 0 0	...	...	...	...	...	496 11 6
...	...	1,588 4 6	...	...	...	...	...	1,588 4 6
...	...	2,487 0 0	...	...	...	585 0 0	40 0 0	3,669 4 10
...	...	600 0 0	...	...	...	...	...	600 0 0
...	...	1,003 11 8	...	...	...	...	...	1,003 11 8
...	...	1,370 0 0	4,143 14 3	3,462 14 0	a 560 12 10	...	...	9,537 9 1
...	...	608 14 0	...	...	...	...	...	608 14 0
...	...	600 0 0	...	...	...	...	...	600 0 0
...	...	1,404 15 9	...	...	...	...	...	1,404 15 9
243 10 10	780 14 6	1,611 7 5	...	...	...	...	300 0 0	2,692 5 11
...	...	1,517 12 7	...	...	a 0 2 6	...	...	1,517 15 1
...	...	1,559 0 8	...	...	a 8 3 7	...	...	1,567 4 3
...	...	145 14 8	...	...	...	425 8 0	...	571 6 8
...	...	370 9 11	...	...	...	...	130 0 0	500 9 11
80 0 0	630 13 4	1,599 4 4	...	...	...	...	1,560 0 0	3,790 1 8
...	...	2,079 0 1	...	...	...	...	...	2,079 0 1
...	...	480 0 0	...	...	...	...	...	480 0 0
...	...	1,643 12 11	...	...	...	...	...	1,643 12 11
...	...	480 0 0	...	...	...	...	...	484 2 5

g Hospital stoppages paid into the Bank including fines, &c.
h Amount recovered from Hospital stoppages and diploma fees.
i Hospital stoppages.

DISPENSARY

No. V.—*Statement showing the Income on account of the*

| 1 | 2 | | |

No. V.—*Statement showing the Income on account of* TATISTICS—(*Continued*).

Dispensaries in the Madras Presidency during the year 1883—(Continued).

1	2							3									
								Income.									
		a.					Fr				c.	c½.	d.	d½.	e.		f.
								Government.							Subscriptions		
Number.	District and Dispensary.	Cash Balance on 1st January 1883.	As Salaries.	As Registers and Forms.	As European Medicines.	For Diet of Police Cases.	Sale of Medicines.	Special Allowance given by Government.	Total.		From Local or other Funds.	From Municipal Funds.	Interest on Investments.	Sale of Securities or Withdrawal of Deposits.	From Europeans.	From Natives.	Total Income.
	TANJORE—(*Continued*).	RS. A. P.	RS. A. P.	RS. A. P.	RS. A. P.	RS. A. P.	RS. A.	RS. A. P.	RS. A. P.		RS. A. P.	RS. A. P.	RS. A. P.	RS. A. P.	RS. A. P.	RS. A. P.	RS. A. P.
216	Korathatangudi and Manambu Chavidi	...	...	...	...	...	...	...	...		...	1,254 14 11	...	...	...	...	1,254 14 11
217	Kumbakónam	...	780 0 0	...	...	...	...	...	780 0 0		4,000 0 0	5,728 2 8	724 0 0	...	a 1,231 8 2	...	12,463 10 10
218	Do. Branch	...	...	...	...	...	...	...	...		...	763 3 0	...	...	a39 2 9	...	802 5 9
219	Mudukur	...	...	...	...	...	...	...	...		900 7 3	...	...	...	...	...	900 7 3
220	Mannamalgudi	...	...	...	...	...	...	...	...		998 4 3	...	...	...	...	...	998 4 3
221	Mannárgudi	...	450 0 0	...	...	4 4 8	...	...	454 4 8		1,810 0 0	1,477 9 4	1,092 0 0	...	...	...	4,833 14 0
222	Do. Branch																
223	Máyavaram	...	223 5 10	...	...	...	...	...	223 5 10		600 0 0	1,624 11 10	...	...	...	...	2,448 1 8
224	Mutupet	...	183 13 5	...	...	...	...	...	183 13 5		1,118 4 10	...	...	...	...	...	1,302 2 3
225	Nampassel	...	...	...	...	...	...	...	...		1,033 8 8	...	...	...	...	...	1,033 8 8
226	Nagore	...	...	...	...	...	...	...	...		...	851 7 5	...	...	...	...	851 7 5
227	Nannilam	...	135 0 0	...	...	...	...	...	135 0 0		678 12 2	...	...	...	...	...	813 12 2
228	Negapatam	...	812 0 0	...	...	...	...	...	812 0 0		4,340 12 9	1,512 8 8	176 0 0	...	...	...	6,841 5 5
229	Nídámangalam	...	150 9 4	...	...	...	...	...	150 9 4		1,125 3 6	...	...	...	...	...	1,275 12 10
230	Orthanad Chattram	...	...	...	...	...	...	...	...		1,358 6 3	...	...	...	...	...	1,358 6 3
231	Páparásam	...	...	...	...	...	...	...	...		1,255 7 4	...	...	...	...	...	1,255 7 4
232	Patukóta	...	178 13 11	...	...	...	...	...	178 13 11		1,504 6 7	...	...	...	...	...	1,683 4 6
233	Rajamadam	...	...	...	...	...	...	...	...		1,044 2 10	...	...	...	...	...	1,044 2 10
234	Shiyáli	...	294 1 7	...	...	...	...	...	294 1 7		655 0 7	...	20 0 0	...	...	505 0 0	1,474 2 2
235	Tanjore	...	2,640 0 0	...	...	...	0 4	...	2,640 4 0		4,978 13 8	1,200 0 0	...	...	...	...	8,819 1 8
236	Tirucottapalli	...	...	...	...	...	...	...	...		1,127 2 5	...	...	...	...	...	1,127 2 5
237	Tiruturaipúndi	...	190 11 7	...	...	...	...	...	190 11 7		1,837 12 2	...	220 0 0	...	...	...	2,248 7 9
238	Tiravadamarudúr	...	105 0 0	...	...	...	...	...	105 0 0		1,080 7 8	...	...	...	...	...	1,185 7 8
239	Tiruvádi	...	105 0 0	...	...	...	...	...	105 0 0		947 2 8	...	...	...	...	...	1,052 2 8
240	Tiruválúr	...	192 7 1	...	...	...	...	...	192 7 1		1,067 0 4	...	...	...	...	...	1,259 7 5
241	Tranquebar	220 0 0	75 0 0	...	...	...	...	...	75 0 0		2,300 12 11	...	...	...	...	...	2,595 12 11
242	Do. Branch	...	...	...	...	...	...	...	...		189 3 3	...	...	...	...	...	189 3 3
243	Vadarniam	...	104 11 6	...	...	...	...	...	104 11 6		633 8 11	...	...	...	...	...	738 4 5
244	Valangamon	...	...	...	...	...	...	...	...		1,154 0 4	...	...	...	...	...	1,154 0 4
245	Valangulam	...	...	...	...	...	...	...	...		942 10 11	...	...	...	...	...	942 10 11
246	Vallam	...	...	...	...	...	...	...	...		876 2 7	...	...	...	...	...	876 2 7
	TINNEVELLY.																
247	Ambásamudram	...	218 0 3	...	...	...	...	...	218 0 3		1,067 4 9	...	168 0 0	...	a3 8 0	...	1,456 13 0
248	Idaiyangudi	...	...	...	...	...	...	...	...		1,141 7 5	...	...	...	...	...	1,141 7 5
249	Megnánapuram	...	...	...	...	...	...	...	...		377 12 0	...	...	...	...	25 0 0	402 12 0
250	Nágalápuram	...	...	...	...	...	...	...	...		432 15 2	...	...	...	...	37 1 5	470 0 7
251	Nángunéri	...	150 0 0	...	...	...	...	...	150 0 0		823 4 3	...	...	...	...	...	973 4 3
252	Nazareth	...	...	...	...	...	...	...	...		1,228 11 8	...	...	...	5 0 0	...	1,233 11 8
253	Otapidáram	...	139 2 4	...	...	...	...	...	139 2 4		682 3 3	...	44 0 0	...	...	...	865 5 7
254	Palamcottah	...	...	...	...	21 1 10	...	...	21 1 10		561 9 1	758 7 4	b3,380 5 0	...	...	...	4,721 7 3
255	Rádháparam	...	...	...	...	...	...	...	...		451 9 2	...	...	...	...	22 8 3	474 1 5
256	Sankaranainárkoil	...	189 14 1	...	...	...	...	...	189 14 1		887 4 6	...	88 0 0	...	...	...	1,165 2 7
257	Sátúr	...	216 9 8	...	...	...	...	...	216 9 8		1,631 1 7	...	100 0 0	...	...	...	1,947 11 3
258	Sawyerpuram	...	...	...	...	...	...	...	...		517 0 0	...	...	...	...	74 14 1	591 14 1
259	Sivakási	...	...	...	...	...	...	...	...		639 0 6	...	...	...	50 0 0	...	689 0 6
260	Srívilliputur	...	131 9 8	...	...	...	...	...	131 9 8		394 10 10	...	364 0 0	...	...	...	890 4 6
261	Srívaikuntham	...	225 0 0	...	...	...	...	...	225 0 0		1,585 15 11	...	128 0 0	...	...	...	1,938 15 11
262	Tenkási	...	75 0 0	...	...	...	...	...	75 0 0		1,227 7 5	...	200 0 0	...	...	...	1,502 7 5
263	Terukarangudi	...	...	...	...	...	...	...	...		755 9 10	...	...	...	...	...	755 9 10
264	Tinnevelly	...	...	...	...	...	...	...	...		1,730 0 0	141 5 7	...	...	...	...	1,871 5 7
265	Tuticorin	...	720 0 0	...	...	...	...	...	720 0 0		1,945 12 2	1,434 10 0	...	...	...	...	4,100 6 2
266	Viradupati	...	186 4 3	...	...	...	...	...	186 4 3		1,822 8 7	...	...	...	...	...	2,008 12 10
	TRICHINOPOLY.																
267	Ariyalúr	...	...	...	...	...	...	...	...		1,125 14 4	...	...	...	...	...	1,125 14 4
268	Irungulúr	...	...	...	...	...	...	...	...		1,086 12 3	...	...	...	...	6 11 7	1,093 7 10
269	Musiri	...	...	...	...	...	...	...	...		1,807 11 9	...	...	...	...	...	1,807 11 9
270	Srírangam	...	210 0 0	...	...	...	55 4 9	...	265 4 9		1,500 0 0	748 6 6	...	...	...	...	2,513 11 3
271	Trichinopoly	...	...	...	...	...	...	...	...		6,665 1 7	9,875 5 11	807 12 10	...	a95 15 7	...	17,444 3 11
	VIZAGAPATAM.																
272	Anakápalle	...	210 0 0	...	...	4 6 0	...	...	214 6 0		750 0 0	587 1 7	...	...	...	...	1,551 7 7
273	Bimlipatam	...	900 0 0	...	...	...	...	...	900 0 0		300 0 0	543 0 0	...	...	c1,132 0 0	681 0 0	3,557 0 0
274	Bobbili	...	...	...	...	...	...	210 0 0	210 0 0		998 0 9	...	...	...	...	...	1,208 0 9
275	Chípurupalle	...	...	...	...	...	...	181 4 0	181 4 0		616 6 9	...	...	...	a7 8 0	...	805 2 9

a Sale of medicines.

b Including sundry receipts.

c Includes Rs. 262 recovered by sale of medicines.

DISPENSARY

No. V.—*Statement showing the Income on account of the*

1	2						
		a.	b.				
			From				
Number.	District and Dispensary.	Cash Balance on 1st January 1883.	As Salaries.	As Registers and Forms.	As European Medicines.	For Diet of Police Cases.	Sale of Medicines.
	VIZAGAPATAM—(*Continued*).	RS. A. P.	RS. A. P.	RS. A. P.	RS. A. P.	RS. A. P.	RS. A. P.
276	Chódavaram	...	...	...	...	...	...
277	Gajapatinagar	...	...	...	...	...	...
278	Gunipore	...	...	...	...	...	...
279	Itikavalsa	...	1,836 0 0	...	...	...	...
280	Narsapatnam	...	...	...	...	...	...
281	Pálkonda	...	...	...	...	...	...
282	Parvatipur	...	...	...	...	...	...
283	Sálúr	...	...	...	...	...	...
284	Srungavarapukóta	...	...	...	...	...	...
285	Vizagapatam	408 2 5	...	...	...	...	...
286	Waltair						Statistics
287	Yellamanchili	...	...	...	...	...	...
	Grand Total ...	10,775 3 2	1,73,279 5 3	599 11 6	16,286 8 1	53,298 2 6	15,113 15 6

a Sale of medicines.

STATISTICS—(*Continued*).

Dispensaries in the Madras Presidency during the year 1883—(Continued).

3									
Income.									
Government.		c.	c½.	d.	d½.	e.		f.	
						Subscriptions			
Special Allowance given by Government.	Total.	From Local or other Funds.	From Municipal Funds.	Interest on Investments.	Sale of Securities or Withdrawal of Deposits.	From Europeans.	From Natives.	Total Income.	
RS. A. P.	RS. A. P.	RS. A. P.	RS. A. P.	RS. A. P.	RS. A. P.	RS. A. P.	RS. A. P.	RS. A. P.	
...	...	...	...	...	...	...	...	1,068 2 4	
225 0 0	225 0 0	843 2 4	...	...	...	*a* 15 0 0	...	925 4 9	
177 14 5	177 14 5	732 6 4	...	...	...	...	...	50 9 7	
50 9 7	50 9 7	...	...	...	...	...	...	1,836 0 0	
...	1,836 0 0	...	...	...	...	...	...	1,370 8 7	
168 12 0	168 12 0	1,201 0 7	...	...	...	*a* 0 12 0	...	1,200 4 8	
105 0 0	105 0 0	1,090 14 8	...	...	...	*a* 4 6 0	...	1,327 12 0	
...	...	1,314 8 9	...	...	...	*a* 13 3 3	...	6,395 12 10	
225 0 0	225 0 0	6,170 12 10	...	...	...	...	...	983 0 1	
225 0 0	225 0 0	758 0 1	...	...	...	...	...	5,777 14 1	
...	...	1,100 0 0	1,300 0 0	997 11 8	...	*a* 372 0 0	*b* 1,600 0 0		
are included in the return of Vizagapatam.									
135 0 0	135 0 0	932 1 7	...	...	...	*a* 6 3 0	...	1,073 4 7	
30,066 6 8	2,88,644 1 6	3,79,785 15 8	92,218 3 10	20,075 7 1	4,178 15 9	24,588 4 5	11,277 4 2½	8,31,543 7 7½	

b From Maharajah.

DISPENSARY

No. V, Part I.—*Statement showing the Expenditure on account of the*

Number.	District and Dispensary.	a. On Establishment.	b. On Bazaar Medicines.	c. On European Medicines, whether from Government Stores or purchased.	d. On Diet.
		RS. A. P.	RS. A. P.	RS. A. P.	RS. A. P.
	Anantapur.				
1	Anantapur	872 2 4	.....	136 4 7	178 0 2
2	Gooty	2,874 0 0	.....	85 8 5	83 2 0
3	Kalâyandrûg	753 3 11	.....	182 1 2	198 6 0
4	Penukonda	1,080 13 4	.....	138 3 8	144 1 0
5	Tadpatri	1,296 0 0	7 7 1	162 12 1	121 9 0
6	Uravakonda	187 10 1	.....	347 9 2	.....
	Arcot, North.				
7	Árni	796 14 3	.....	1,132 3 4	.....
8	Chittoor	1,524 6 11	46 13 0	459 10 3	777 14 1
9	Gudyatam	173 2 11	.....	260 5 10	.....
10	Kálahasri	211 6 5	.....	260 2 6	.....
11	Palmanér	2,085 9 9	.....	160 15 10	563 3 6
12	Pôlúr	616 15 0	.....	133 14 6	.....
13	Ranipet	4,334 1 10	.....	452 5 0	714 1 9
14	Tirupati	979 8 4	.....	172 11 0	.....
15	Vellore	2,192 12 10	144 7 8	1,182 8 4	1,692 5 10
16	Venkatagirikóta	959 0 6	.....	17 0 5	.....
17	Wálajápet	462 5 4	.....	281 6 0	.....
18	Wandiwash	578 12 5	.....	88 0 3	.....
	Arcot, South.				
19	Chidambaram	2,066 5 5	125 5 5	319 11 2	417 9 4
20	Cuddalore	2,281 5 4	47 0 1	1,003 5 9	407 3 6
21	Do. Old Town	1,092 0 0	35 5 6	293 13 7	295 14 0
22	Kallakurchi	1,222 5 2	171 3 1	150 10 5	186 12 0
23	Panruti	1,030 13 4	3 5 8	67 15 4	.....
24	Tindivanam	1,461 0 8	19 0 9	107 14 8	318 3 1
25	Tirukoilúr	1,160 3 10	0 15 6	150 3 10	182 4 6
26	Tiruvannámalai	1,104 0 0	9 13 11	145 7 3	180 12 1
27	Villupuram	1,461 11 1	13 6 6	87 5 3	259 3 4
28	Vriddháchalam	1,551 0 0	80 2 3	177 6 5	241 3 5
	Bellary.				
29	Ádóni	1,382 2 5	23 5 8	288 13 1	113 10 10
30	Átúr	1,244 11 6	.....	59 4 7	96 10 0
31	Bellary	1,792 12 6	.....	289 3 1	1,836 5 10
32	Harpanahalli	1,096 6 8	.....	67 10 1	56 15 10
33	Hospet	1,329 0 0	.....	219 6 5	203 5 3
34	Kúdligi	565 2 1	.....	112 7 1	.....
35	Kampli	251 1 10	.....	321 3 6	.....
36	Ráyadrug	246 10 8	.....	321 2 9	.....
37	Sandúr	675 9 10	.....	506 7 4	.....
	Canara, South.				
38	Bantval	741 0 0	7 0 0	248 0 0	33 0 0
39	Coondapoor	980 0 0	6 0 0	226 0 0	55 0 0
40	Karcal	537 0 0	4 0 0	261 0 0	54 0 0
41	Kásaragód	1,039 0 0	16 0 0	384 0 0	36 0 0
42	Laccadive Islands	897 0 0	.....	51 8 1	.....
43	Mangalore	1,149 7 0	87 8 5	1,683 15 1	860 3 4
44	Puttur	523 0 0	1 0 0	243 0 0	36 0 0
45	Udipi	701 0 0	8 0 0	264 0 0	8 0 0
	Chingleput.				
46	Chingleput	1,078 7 10	724 1 5	886 4 0	708 14 4
47	Conjeeveram	2,910 4 9	129 7 7	80 5 10	731 13 1
48	Madurántakam	664 0 0	131 7 7	228 9 4	.....
49	Nágalápuram	139 1 0	9 5 7	420 1 6	.....
50	Pounéri	539 12 0	80 1 11	169 4 2	.....
51	Poonamallee	578 6 3	63 0 0	67 13 6	.....
52	Saidápet	1,077 1 8	175 12 2	251 6 10	.....

146.

STATISTICS—(*Continued*).

Dispensaries in the Madras Presidency during the year 1883.

4				5	6	7
Expenditure.						
e. On Miscellaneous Charges.	f. On Building or Repairs.	g. Invested during the Year.	h. Total Expenditure during the Year.	Cash Balance on 31st December 1883.	Average Cost of each Diet.	Percentage of Total Cost paid by Government.
RS. A. P.	RS. A. P.	RS. A. P.	RS. A. P.	RS. A. P.	RS. A. P.	
108 3 2	7 11 4	25 0 0	1,327 5 7	.....	0 2 0	...
60 4 0	.....	.....	3,102 14 5	1,208 10 1	0 2 0	...
362 15 9	.....	.....	1,496 10 10	.....	0 2 2	7·03
173 0 5	.....	.....	1,536 2 5	1,106 14 0	0 1 11	13·41
104 15 0	.....	.....	1,692 11 2	.....	0 2 0	11·76
8 14 6	.....	.....	544 1 9	.....	.....	10·47
186 0 2	1,417 3 11	.....	3,532 5 8	.....	.....	...
731 8 3	100 4 0	.....	3,640 8 6	.....	.....	...
199 11 10	.....	.....	633 4 7	.....	.....	...
275 2 8	.....	.....	746 11 7	.....	.....	...
431 0 9	6,312 7 4	.....	9,553 4 2	.....	0 2 0	...
116 0 6	.....	.....	866 14 0	.....	.....	...
591 5 10	280 10 6	.....	6,372 8 11	.....	0 5 1	11·70
243 0 1	1,139 4 6	.....	2,534 7 11	.....	.....	...
631 13 10	42 8 0	.....	5,286 8 6	.....	0 2 1	11·61
43 4 11	20 0 0	.....	1,039 5 10	.....	.....	...
105 7 10	.....	.....	849 8 2	.....	.....	...
168 3 7	.....	.....	835 0 3	.....	.....	...
226 15 6	.....	.....	3,155 14 10	.....	0 2 2	10·74
922 2 6	63 2 4	.....	4,674 3 6	.....	0 1 2	...
379 9 2	23 3 3	.....	2,119 13 6	.....	0 6 7	...
232 9 6	.....	.....	1,963 8 2	20 0 0	0 2 3	8·38
79 2 3	.....	.....	1,181 4 7	20 0 0	.....	18·00
107 15 9	30 0 0	.....	2,044 2 11	30 0 0	0 2 8	11·00
109 0 3	393 7 8	.....	1,996 3 7	30 0 0	0 3 7	6·73
133 1 11	.....	.....	1,573 3 2	.....	0 2 8	21·74
201 13 2	72 15 10	.....	2,096 7 2	30 0 0	0 2 8	10·73
158 8 9	.....	.....	2,208 4 10	40 0 0	0 2 5	10·18
160 2 10	360 0 0	.....	2,328 2 10	.....	0 2 0	5·79
94 15 1	768 4 2	.....	2,263 13 4	.....	0 2 3	8·60
48 3 8	.....	.....	3,966 9 1	.....	0 1 8	...
112 13 3	.....	.....	1,333 13 10	.....	0 2 0	14·25
187 0 9	25 0 0	.....	1,963 13 5	.....	0 1 11	11·45
33 3 8	264 15 0	.....	975 11 10	.....	.....	10·59
167 5 8	.....	.....	739 11 0	.....	.....	7·32
138 11 2	.....	.....	706 8 7	.....	.....	7·66
159 9 7	41 4 6	.....	1,382 15 3	.....	.....	...
57 0 0	73 0 0	.....	1,159 0 0	.....	0 2 0	13·80
110 0 0	510 0 0	.....	1,887 0 0	.....	0 2 0	11·39
61 0 0	27 0 0	.....	944 0 0	.....	0 2 0	11·01
84 0 0	77 0 0	.....	1,636 0 0	.....	0 2 0	12·65
9 6 0	.....	.....	957 14 1	.....	.....	100
432 12 5	148 8 10	.....	4,362 7 1	.....	.....	...
88 0 0	1,255 0 0	.....	2,151 0 0	.....	0 2 0	4·92
81 0 0	122 0 0	.....	1,184 0 0	.....	0 2 0	9·12
327 8 10	1,735 1[illegible] 8	.....	4,961 3 1	.....	0 2 5	0·007
252 15 3	.....	.....	4,113 14 6	.....	0 2 9	25·35
65 1 9	123 14 0	.....	1,213 0 8	.....	.....	...
199 6 7	180 0 0	.....	947 14 8	.....	.....	...
37 7 10	30 0 0	.....	793 9 11	.....	.....	...
100 1 9	.....	.....	869 5 6	.....	.....	...
62 5 6	35 8 7	.....	1,602 2 9	.....	.....	12·35

No. V, Part I.—*Statement showing the Expenditure on account of the Dispensaries in the Madras Presidency during the year* 1883—(Continued).

Number.	District and Dispensary.	a. On Establishment.	b. On Bazaar Medicines.	c. On European Medicines, whether from Government Stores or purchased.	d. On Diet.	e. On Miscellaneous Charges.	f. On Building or Repairs.	g. Invested during the Year.	h. Total Expenditure during the Year.	5. Cash Balance on 31st December 1883.	6. Average Cost of each Diet.	7. Percentage of Total Cost paid by Government.
		RS. A. P.	RS. A. P.	RS. A. P.	RS. A. P.	RS. A. P.	RS. A. P.	RS. A. P.	RS. A. P.	RS. A. P.	RS. A. P.	
	CHINGLEPUT—(*Continued*).											
53	Saint Thomas' Mount	312 0 0	10 10 0	.....	128 2 9	180 6 7	.....	.....	631 3 4	.....	0 3 6	100
54	Sathivadu	861 0 11	42 13 5	59 10 9	.....	90 9 5	.....	.....	1,054 2 6	.....	.....	...
55	Sembium	480 0 0	48 10 9	124 0 9	.....	129 7 3	.....	.....	782 2 9	.....	.....	...
56	Sríperumbadúr	533 3 1	76 14 10	96 10 5	.....	117 5 3	.....	.....	824 1 7	.....	.....	...
57	Tirupórúr	924 0 0	9 4 0	30 1 1	.....	147 2 11	.....	.....	1,110 8 0	.....	.....	...
58	Tiruvallúr	540 0 0	54 14 5	153 8 5	.....	157 11 7	.....	.....	906 2 5	.....	.....	...
59	Uttramallur	143 13 11	10 5 0	425 6 11	.....	194 15 3	.....	.....	774 9 1	.....	.....	...
	COIMBATORE.											
60	Aravakurchi	111 10 0	.....	204 1 2	.....	36 5 8	.....	.....	352 0 10	.....	.....	7·03
61	Bhaváni	898 13 9	82 11 5	119 12 3	135 4 0	117 13 3	.....	.....	1,354 6 8	.....	0 1 10	13·53
62	Coimbatore	1,985 3 6	103 5 3	1,356 12 8	1,079 9 8	1,246 5 1	98 6 7	.....	5,869 10 9	.....	0 7 3	...
63	Dhárápuram	697 9 0	8 9 3	27 13 2	117 5 5	121 6 11	2 15 6	.....	975 11 3	.....	0 1 11	12·00
64	Erode	1,165 11 4	2 6 6	147 11 3	126 12 8	80 7 7	41 0 0	.....	1,564 1 4	.....	0 2 4	14·38
65	Karúr	1,240 9 3	5 4 0	126 8 0	78 12 3	131 4 8	14 0 0	.....	1,596 6 2	.....	0 1 0	14·00
66	Kollegál	900 2 6	.....	183 7 2	46 11 0	194 10 11	799 14 2	.....	2,124 13 9	.....	0 2 2	8·52
67	Mettupálaiyam	959 1 8	.....	97 14 11	164 6 0	141 5 2	.....	.....	1,362 11 9	.....	0 2 2	14·61
68	Palladam	887 14 6	.....	14 5 9	59 4 7	97 5 5	.....	.....	1,058 14 3	.....	0 2 4	17·42
69	Pollächi	2,441 1 7	35 7 6	405 15 4	522 0 10	260 6 0	88 4 9	.....	3,753 4 0	.....	0 1 6	10·94
70	Satyamángalam	762 0 0	.....	185 2 9	112 14 0	158 7 7	15 0 0	.....	1,233 8 4	.....	0 1 9	12·16
71	Udamalpet	1,139 15 4	15 13 11	73 15 2	152 3 2	141 7 2	.....	.....	1,523 6 9	.....	0 0 9	11·25
	CUDDAPAH.											
72	Badvél	1,136 8 11	0 1 6	367 14 9	9 13 6	45 15 0	0 4 0	.....	1,560 9 8	.....	0 3 0	0·24
73	Cuddapah	3,978 0 0	52 12 0	1,153 1 3	574 11 8	1,346 11 0	50 1 0	.....	7,155 4 11	.....	0 1 10	...
74	Jammalamadugu	1,145 10 11	33 13 0	686 12 3	.....	88 4 11	.....	.....	1,954 9 1	.....	.....	...
75	Kadiri	1,020 10 8	18 7 0	92 8 0	.....	72 10 6	11 4 6	.....	1,215 8 8	.....	.....	...
76	Madanapalle	4,422 9 0	17 7 2	500 1 1	1,022 12 11½	288 10 0½	.....	.....	6,251 8 3	.....	0 2 0	20·51
77	Pullampet	1,284 0 0	.....	239 2 5	.....	116 5 7	21 0 0	.....	1,710 8 0	.....	.....	...
78	Pílér	780 0 0	1 5 6	432 13 5	.....	33 9 6	.....	.....	1,247 12 5	.....	.....	...
79	Proddutur	1,251 0 7	0 9 0	200 11 4	15 3 0	52 8 11	5 4 0	.....	1,525 4 10	.....	0 3 0	...
80	Pulivendla	990 0 0	7 15 3	436 8 2	.....	107 12 11	.....	.....	1,542 4 4	.....	.....	...
81	Ráyachóti	865 10 4	14 0 3	342 5 11	.....	59 5 2	.....	.....	1,281 5 8	.....	.....	...
	GANJAM.											
82	Aska	953 2 8	19 5 6	148 11 0	.....	176 6 7	.....	.....	1,297 9 9	.....	.....	...
83	Berhampore	960 4 0	39 6 5	470 6 5	402 1 6	281 7 0	90 7 11	.....	2,244 1 3	.....	0 1 9	3·34
84	Calingapatam	544 0 10	18 2 0	63 5 7	.....	27 7 1	.....	.....	652 15 6	.....	.....	...
85	Chicacole	5,283 14 0	33 14 9	245 14 3	559 14 8¾	221 8 2¾	163 5 0	.....	6,508 6 11½	.....	0 7 6	70·69
86	Ganjam	1,196 13 5	24 5 11	281 8 1	1 8 0	145 13 5	.....	.....	1,650 0 10	.....	0 2 0	...
87	Gopálpur	1,389 0 0	16 15 2	342 13 4	.....	90 14 1	.....	.....	1,839 10 7	.....	.....	32·43
88	Kimedi	1,458 0 0	34 11 4	217 0 6	433 3 7	163 1 6	92 2 1	.....	2,398 3 0	.....	0 1 5	37·52
89	Sómpet	1,080 0 0	26 7 2	332 14 5	.....	69 13 5	.....	.....	1,509 3 0	.....	.....	...
90	Surada	927 5 0	16 0 9	322 1 10	.....	88 11 5	.....	.....	1,354 3 0	.....	.....	...
91	Tekkali-Raghunáthapuram	617 13 5	19 3 0	67 10 4	.....	57 6 4	9 0 0	.....	771 1 1	.....	.....	...
	GODÁVARI.											
92	Amalápuram	669 3 3	33 10 0	73 4 1	.....	162 2 7	936 13 2	.....	1,875 1 1	.....	.....	...
93	Bhadráchalam	629 4 8	.....	.....	.....	79 0 5	.....	.....	708 5 1	.....	.....	...
94	Chintalapudi	733 15 5	13 6 0	36 8 6	.....	195 13 3	.....	.....	979 11 2	.....	.....	...
95	Cocanada	1,894 3 0	162 7 6	1,363 9 10	2,014 12 1	1,012 0 1	908 7 4	.....	7,355 7 10	.....	0 2 10	8·16
96	Do. Seamen's Hospital	72 0 0	.....	.....	167 4 7	463 3 5	.....	.....	702 8 0	.....	0 1 3	...
97	Dowlaishweram	852 0 0	.....	162 0 0	.....	39 0 0	.....	.....	1,053 0 0	.....	.....	87·75
98	Ellore	2,547 8 0	35 0 0	324 3 3	452 8 2	352 4 10	911 15 2	.....	4,623 7 5	.....	0 1 10	10·48
99	Narsapur	444 0 0	55 9 10	129 10 6	.....	23 2 10	.....	.....	652 7 2	.....	.....	...
100	Peddápuram	631 14 10	42 1 8	90 11 4	.....	25 8 2	36 0 0	.....	826 4 0	.....	.....	...
101	Pithapuram	1,035 0 0	40 0 0	158 12 8	.....	40 6 10	27 6 6	.....	1,301 10 0	.....	.....	...
102	Rajahmundry	1,037 0 0	161 8 7	1,785 1 3	958 7 6	413 11 7	133 7 9	.....	4,489 4 8	.....	0 3 5	...
103	Rámachendrapuram	1,047 6 9	12 4 10	108 1 2	.....	82 1 7	17 3 6	.....	1,267 1 10	.....	.....	...
104	Sivacodu	682 13 10	23 8 3	62 14 5	.....	35 7 8	.....	.....	804 12 2	.....	.....	...
105	Tellápudi	661 14 10	79 0 0	71 5 7	.....	37 4 6	95 0 0	.....	944 8 11	.....	.....	...
106	Tuni	824 0 8	15 6 4	70 15 4	.....	33 4 8	26 8 0	.....	970 3 0	.....	.....	...
107	Tanuku	228 0 0	.....	176 15 5	.....	25 14 8	.....	.....	430 14 1	.....	.....	...
108	Yelaswaram	917 8 0	10 10 5	30 6 4	.....	66 3 2	.....	.....	1,024 11 11	.....	.....	...

STATISTICS—(*Continued*).

No. V, Part I.—*Statement showing the Expenditure on account of the Dispensaries in the Madras Presidency during the year* 1883—(Continued).

STATISTICS—(*Continued*).

Number.	District and Dispensary.	a. On Establishment.	b. On Bazaar Medicines.	c. On European Medicines, whether from Government Stores or purchased.	d. On Diet.	e. On Miscellaneous Charges.	f. On Building or Repairs.	g. Invested during the Year.	h. Total Expenditure during the Year.	5. Cash Balance on 31st December 1883.	6. Average Cost of each Diet.	7. Percentage of Total Cost paid by Government.
		Expenditure.										
		RS. A. P.	RS. A. P.	RS. A. P.	RS. A. P.	RS. A. P.	RS. A. P.	RS. A. P.	RS. A. P.	RS. A. P.	RS. A. P.	
	KISTNA.											
109	Bezváda	2,319 9 6	.....	545 4 10	695 3 2	196 5 7	22 4 0	.....	3,778 11 1	.....	0 2 8	6·64
110	Chellapalle	866 1 8	5 7 0	.....	.....	36 0 2	.....	.....	907 8 10	.....	.....	11·51
111	Chirada	799 1 4	53 7 3	.....	74 6 0	3 0 0	55 0 0	.....	984 14 7	2 0 0	0 2 0	5·60
112	Dáchipalle	1,032 6 11	9 8 2	177 2 7	44 10 0	85 7 6	1 0 0	.....	1,350 3 2	5 0 0	0 2 0	1·21
113	Gudiváda	1,037 1 7	24 5 11	40 14 4	.....	31 14 6	.....	.....	1,134 4 4	4 1 6	.....	11·57
114	Guntúr	2,414 1 9	64 9 5	1,213 3 6	1,379 4 6	975 5 7	81 13 2	45 11 0	6,174 0 11	.....	0 2 7	2·43
115	Jaggayapet	1,189 5 3	25 12 5	.....	379 1 0	172 3 1	.....	.....	1,766 5 9	.....	0 3 2	12·76
116	Karempudi	576 0 0	9 8 7	98 3 2	.....	56 12 1	24 0 0	.....	764 7 10	5 0 0	.....	13·73
117	Masulipatam	2,192 13 8	210 9 11	951 10 2	630 13 1	357 10 2	274 15 10	.....	5,118 8 10	282 3 10	0 3 1	3·52
118	Narsaraopet	1,130 6 4	38 14 6	315 3 6	6 2 0	91 6 1	.....	.....	1,582 0 5	.....	0 2 0	24·99
119	Núzvíd	1,063 15 6	4 13 7	297 15 9	.....	22 8 0	.....	.....	1,389 4 10	.....	.....	9·45
120	Répalli	854 0 0	37 3 0	358 3 3	.....	57 0 2	30 0 0	.....	1,336 7 0	5 9 0	.....	19·09
121	Sattenapalle	1,134 15 6	8 3 6	207 2 7	6 6 4	15 0 0	.....	.....	1,371 11 11	5 0 0	0 2 0	6·58
122	Tiruvur	780 0 0	2 11 7	123 2 4	.....	32 5 6	.....	.....	938 3 5	5 2 6	.....	15·98
123	Tummurkota	581 10 4	1 14 8	144 11 9	.....	69 11 2	24 0 0	.....	821 15 11	10 0 0	.....	18·25
124	Vinukonda	736 9 9	.....	107 2 9	12 6 0	75 3 5	28 0 0	.....	959 5 11	.....	0 1 0	25·00
	KURNOOL.											
125	Atmakúr	528 0 0	.....	76 14 10	.....	111 3 1	.....	.....	716 1 11	.....	.....	...
126	Cumbum	1,761 8 0	.....	761 2 11	583 1 8	373 14 0	398 0 0	.....	3,877 10 7	.....	0 2 1	...
127	Koilkuntla	562 10 0	7 5 10	50 1 2	.....	123 2 1	.....	.....	743 3 1	.....	.....	...
128	Kurnool	2,135 9 10	.....	1,275 9 2	724 11 3	1,030 2 3	213 9 1	.....	5,379 9 7	.....	0 4 1	5·31
129	Márkápur	588 11 3	.....	81 14 8	.....	125 15 2	.....	.....	796 9 1	.....	.....	...
130	Nandyál	957 4 3	0 12 10	228 2 4	158 10 10	283 12 10	88 1 3	.....	1,716 12 4	.....	0 1 6	...
131	Pattikonda	527 14 0	1 12 0	41 3 7	.....	108 14 3	.....	.....	679 11 10	.....	.....	...
132	Sirvel	494 15 4	0 1 0	128 15 2	.....	99 5 2	.....	.....	723 4 8	.....	.....	...
	MADRAS.											
133	Black Town, North Side	756 0 0	232 6 5	381 1 1	.....	.....	.....	.....	1,369 7 6	.....	.....	...
134	Do. Medical Mission	.....	.....	.....	.....	.....	.....	.....	...	.....	.....	...
135	Eye Infirmary	16,027 10 0	781 15 0	781 15 0	2,894 1 2	735 6 7	5,958 12 1	.....	27,179 11 10	.....	0 3 4	100
136	General Hospital	81,991 2 11	8,089 10 7	10,205 5 4	28,324 5 9	.....	746 12 6	*a* 6,806 14 7	*c* 1,36,164 3 8	.....	0 6 5	100
137	Leper Hospital	3,256 8 0	6 7 6	345 9 5	12,375 3 1	3,552 0 0	.....	.....	*d* 19,535 12 0	.....	0 3 11	100
138	Lying-in Hospital and Female Dispensary at Egmore.	19,873 3 4	1,543 3 8	1,335 1 8	6,118 14 1	2,065 8 2	822 3 9	*a* 798 1 0	32,556 3 8	.....	0 6 1	100
139	Native Infirmary	3,227 7 1	.....	319 6 4	6,195 4 6	1,932 14 6	.....	.....	11,705 0 5	.....	0 2 6	18·85
140	Ramaswamy Lying-in Hospital ...				Statistics are included in Native Infirmary.							
141	Triplicane	1,630 0 0	18 15 4	1,285 14 8	3,013 15 8	1,296 5 2	470 8 7	*b* 55 0 0	7,770 11 5	.....	0 3 0	...
142	Women and Children Hospital, Madras.	4,653 9 9	1,203 14 9	1,519 2 5	9,295 11 1	2,329 5 2	.....	*a* 1,454 14 0	19,252 10 5	.....	0 5 3	100
	MADURA.											
143	Aruppukóta	354 0 0	24 15 6	180 0 0	.....	14 8 8	27 0 0	.....	600 8 2	.....	.....	...
144	Battagundu	237 0 0	16 9 0	180 0 0	.....	19 7 0	27 0 0	.....	480 0 0	.....	.....	...
145	Bódinayakanúr	234 0 0	20 1 0	180 0 0	.....	7 2 2	18 0 0	.....	459 3 2	37 8 4	.....	...
146	Devakóta	979 9 10	7 13 6	338 13 11	81 0 11	180 14 4	.....	.....	1,588 4 6	.....	0 2 4	...
147	Dindigul	1,566 0 0	92 14 2	869 7 6	101 0 4	106 10 8	144 6 8	.....	2,850 7 4	818 13 6	0 2 0	...
148	Kamudy	359 13 4	18 9 0	180 0 0	.....	5 13 8	30 0 0	.....	594 4 0	5 12 0	.....	...
149	Kodaikanal	839 2 1	4 13 0	44 12 4	.....	115 0 3	.....	.....	1,003 11 8	.....	.....	...
150	Madura	3,756 14 8	482 0 11	1,814 7 5	1,171 10 5	1,865 2 6	447 5 2	.....	9,537 9 1	.....	0 2 0	...
151	Mána Madura	354 0 0	26 4 6	180 0 0	.....	12 9 7	36 0 0	.....	608 14 0	.....	.....	...
152	Melúr	354 0 0	18 3 1	180 0 0	.....	16 2 4	.....	.....	568 5 5	31 10 7	.....	...
153	Palni	993 8 0	99 12 2	110 11 6	104 7 2	96 8 11	.....	.....	1,404 15 9	.....	0 1 3	...
154	Pámban	2,000 2 4	17 4 2	393 4 3	148 10 4	133 0 10	.....	.....	2,692 5 11	.....	0 1 6	28·81
155	Paramakudi	1,197 8 9	38 15 3	186 8 5	24 0 5	120 14 3	.....	.....	1,517 15 1	.....	0 2 0	...
156	Periyakulam	943 1 5	57 8 6	317 9 4	104 11 1	144 5 11	.....	.....	1,567 4 3	.....	0 1 11	...
157	Rajasungamangalum	479 0 0	11 8 0	75 4 8	.....	5 10 0	.....	.....	571 6 8	.....	.....	...
158	Rámésvaram	255 0 0	16 3 7	85 3 7	.....	144 2 9	.....	.....	500 9 11	.....	.....	...
159	Ramnad	2,293 14 8	157 5 6	502 6 2	427 8 5	408 14 11	.....	.....	3,790 1 8	.....	0 2 0	16·64
160	Sivaganga	1,293 3 4	70 3 9	128 11 6	165 5 4	139 4 3	232 3 11	.....	2,079 0 1	.....	0 2 2	...
161	Tirupatore	238 10 10	25 2 1	180 0 0	.....	9 3 9	.....	.....	453 0 8	26 15 4	.....	...
162	Tirushuli	919 10 4	77 9 9	348 12 11	99 6 9	168 5 2	.....	.....	1,643 12 11	.....	0 1 11	...
163	Tirumangalam	228 0 0	15 1 9	180 0 0	.....	7 13 5	36 0 0	.....	466 15 2	17 3 3	.....	...
164	Tirupuvanam	294 0 0	22 4 1	180 0 0	.....	12 5 1	24 0 0	.....	532 9 2	7 6 10	.....	...
165	Usilampatti	732 0 0	62 13 3	39 5 10	39 2 0	142 15 4	.....	.....	1,016 4 5	.....	0 2 0	...
166	Uttamapalaiyam	1,051 0 0	34 10 0	288 10 6	93 9 0	157 12 10	.....	.....	1,625 10 4	.....	.....	...
167	Vedasandore	254 5 8	8 6 11	180 0 0	.....	11 5 3	.....	.....	454 1 10	67 1 0	.....	...

a Hospital stoppages paid into the Bank.
b Credited to Municipality.

c The actual expenditure is Rs. 1,29,357-5-1, being Rs. 6,806-14-7 less than shown above, paid into the Bank.
d Of this sum Rs. 7,329-12-4 lapsed on 1st April 1883.

141

DISPENSARY STATISTICS—(*Continued*).

No. V, Part I.—*Statement showing the Expenditure on account of the Dispensaries in the Madras Presidency during the year* 1883—(Continued).

Number.	District and Dispensary.	a. On Establishment.	b. On Bazaar Medicines.	c. On European Medicines, whether from Government Stores or purchased.	d. On Diet.	4 Expenditure. e. On Miscellaneous Charges.	f. On Building or Repairs.	g. Invested during the Year.	h. Total Expenditure during the Year.	5 Cash Balance on 31st December 1883.	6 Average Cost of each Diet.	7 Percentage of Total Cost paid by Government.
		RS. A. P.	RS. A. P.	RS. A. P.	RS. A. P.	RS. A. P.	RS. A. P.	RS. A. P.	RS. A. P.	RS. A. P.	RS. A. P.	
	Malabar.											
168	Badagara ...	932 13 6	61 7 4	852 11 11	.....	142 5 7	88 6 9	.....	2,077 13 1	.....	.....	10·82
169	Calicut ...	2,159 1 0	276 11 3	2,590 5 6	3,738 9 3	712 7 10	844 3 2	.....	10,321 6 0	.....	0 4 0	0·26
170	Cannanore ...	904 8 0	297 12 2	1,624 14 7	1,218 3 11	1,588 8 2	.....	.....	5,633 14 10	.....	0 3 2	12·98
171	Cochin ...	1,724 6 6	56 0 6	128 1 11	387 1 0	245 5 0	323 0 0	.....	2,563 14 11	.....	0 2 3	13·92
172	Manantoddy ...	1,608 0 0	4 1 6	.....	429 7 9	30 0 4	40 11 6	.....	2,112 5 1	.....	0 2 11	...
173	Manjeri ...	1,263 8 3	21 5 0	734 12 8	1,117 7 4	308 3 0	.....	.....	3,495 4 3	.....	0 2 6	...
174	Pálghat ...	2,213 14 2	12 5 10	748 13 10	369 14 6	302 15 9	382 5 10	.....	4,030 5 11	.....	0 1 4	10·28
175	Palliport Lazaretto ...	955 4 0	4 8 0	303 9 4	1,927 5 6	241 4 5	295 12 3	.....	3,727 11 6	.....	0 2 6	100
176	Pománi ...	815 0 0	41 13 3	88 9 2	125 14 11	446 1 1	.....	.....	1,517 6 5	68 8 1	0 2 9	25·82
177	Tellicherry ...	1,238 15 1	.....	1,633 1 6	1,531 9 6	806 15 0	543 12 6	.....	5,757 5 7	.....	0 3 1	4·76
178	Vayitri ...	1,239 15 4	11 11 9	696 7 5	524 15 0	179 10 10	.....	.....	2,652 12 4	.....	0 3 8	11·20
	Nellore.											
179	Addanki ...	500 0 0	.....	154 15 8	.....	24 0 0	36 0 0	.....	514 15 8	.....	.....	...
180	Atmakúr ...	204 0 0	.....	125 5 6	.....	21 10 0	—	.....	350 15 6	.....	.....	...
181	Gúdúr ...	470 0 0	.....	222 1 10	.....	36 0 0	.....	.....	728 1 10	.....	.....	...
182	Kandukúr ...	300 0 0	.....	169 14 8	.....	18 3 3	36 0 0	.....	534 1 11	.....	.....	...
183	Kanigiri ...				Information not furnished.	14 3 1	.....	.....	486 11 4	.....	.....	...
184	Kávali ...	178 6 2	.....	294 2 1	.....	270 10 2	1,351 14 0	.....	5,117 2 7	.....	.....	2·19
185	Nellore ...	1,471 10 0	.....	467 12 7	1,555 3 10	0 6 0	99 2 2	.....	2,908 2 11	13 9 11	.....	17·09
186	Do. Branch ...	2,268 9 5	317 0 0	223 1 4	.....	189 12 6	180 0 0	.....	3,770 10 7	.....	0 3 0	11·93
187	Ongole ...	2,375 15 11	83 2 1	243 6 1	698 6 0							
188	Podili ...				Information not furnished.	26 13 0	9 0 0	.....	355 1 0	.....	.....	...
189	Rápúr ...	233 7 8	.....	85 12 4	.....	.....	.....	.....	.....	.....	.....	...
190	Sungam ...	.....	.....	.....	.....	13 0 0	.....	.....	223 14 6	.....	.....	...
191	Udayagiri ...	144 0 0	.....	66 14 6	.....	14 7 6	19 5 8	.....	498 4 1	.....	.....	...
192	Venkatagiri Town ...	240 0 0	.....	224 6 11	.....							
	Nilgiri.											
193	Coonoor ...	2,016 0 0	.....	485 15 0	1,532 7 11	753 5 7	78 12 0	1,162 0 0	6,028 8 6	807 3 4	0 4 1	39·31
194	Devála ...	2,670 8 0	.....	717 8 0	1,604 9 0	182 13 0	163 4 0	.....	5,338 10 0	560 0 0	0 3 10	36·93
195	Gúdalúr ...	1,765 12 11	41 6 11	219 12 3	559 2 11	316 5 11	135 0 0	.....	3,037 8 11	10 10 9	0 4 7	41·11
196	Kótagiri ...	1,653 4 2	30 4 3	515 1 2	7 14 9	72 1 7	60 0 0	400 0 0	2,738 9 2	131 8 4	0 2 0	91·04
197	Ootacamund ...	2,903 1 3	4 7 0	469 13 2	2,241 15 8	1,411 1 6	1,265 7 7	.....	8,295 14 2	9,421 2 8	0 5 9	57·52
	Salem.											
198	Atúr ...	1,184 0 0	.....	59 0 6	168 13 11	118 15 3	.....	.....	1,530 13 8	.....	0 2 10	14·60
199	Dharmapuri ...	1,203 7 0	.....	87 4 1	215 10 8	162 1 2	151 0 0	.....	1,849 6 11	.....	0 2 9	12·08
200	Harúr ...	732 0 0	0 6 5	17 1 6	171 2 4	193 15 11	.....	.....	1,114 10 2	.....	0 2 10	12·11
201	Hosúr ...	1,178 10 6	.....	133 10 2	248 9 0	211 9 1	.....	.....	1,772 6 9	.....	0 2 6	12·69
202	Krishnagiri ...	1,225 0 0	.....	156 13 10	194 3 0	111 11 3	48 6 6	.....	1,736 2 7	.....	0 2 8	12·96
203	Námakal ...	1,128 0 0	.....	133 5 10	252 12 4	188 13 11	24 13 6	.....	1,727 13 7	.....	0 2 10	11·28
204	Salem ...	1,598 6 0	304 3 3	1,122 8 5	903 0 11	741 0 11	69 5 7	.....	4,728 9 1	.....	0 2 11	1·58
205	Sankaridrug ...	984 0 0	.....	53 6 5	157 3 5	155 8 11	7 9 0	.....	1,357 11 9	.....	0 2 0	13·25
206	Tirupatúr ...	1,224 0 0	.....	128 12 8	268 9 8	143 5 9	15 0 0	.....	1,779 12 1	.....	0 2 3	12·06
207	Úttankarai ...	480 0 0	.....	89 1 3	.....	111 7 5	.....	.....	650 8 8	.....	.....	15·44
208	Vániyambádi ...	492 0 0	.....	150 6 5	.....	103 0 2	.....	.....	745 6 5	.....	.....	14·09
209	Yercaud ...	1,433 13 6	30 15 4	353 15 0	207 9 7	408 11 3	55 1 5	.....	2,490 2 1	.....	0 2 6	9·05
	Tanjore.											
210	Ammápet ...	828 5 4	36 12 8	105 7 4	.....	115 6 1	.....	.....	1,085 15 5	.....	.....	...
211	Arantángi ...	567 0 0	.....	76 14 2	.....	194 4 9	.....	.....	838 2 11	.....	.....	12·52
212	Avadiarcoil ...	628 7 6	23 3 8	103 14 11	.....	106 1 8	.....	.....	861 11 9	.....	.....	...
213	Iyempet ...	709 8 0	.....	170 6 7	.....	191 4 0	.....	.....	1,071 2 7	.....	.....	...
214	Kuttanallur ...	714 14 0	13 7 0	101 8 0	.....	135 7 5	.....	.....	965 4 5	.....	.....	...
215	Kodavassal ...	556 0 0	.....	208 13 2	.....	620 11 5	.....	.....	1,390 8 7	.....	.....	7·55
216	Korathatangudi and Manambu Chavadi	935 13 5	12 14 7	179 5 11	.....	104 5 0	22 8 0	.....	1,254 14 11	.....	.....	...
217	Kumbakónam ...	4,145 5 6	43 0 6	286 2 4	923 5 2	853 3 11	6,212 9 5	.....	12,463 10 10	.....	0 1 3	6·25

DISPENSARY

No. V, Part I.—*Statement showing the Expenditure on account of the Dispensaries*

STATISTICS—(*Continued*).

in the Madras Presidency during the year 1883—(Continued).

Number.	District and Dispensary.	a. On Establishment.	b. On Bazaar Medicines.	c. On European Medicines, whether from Government Stores or purchased.	d. On Diet.	e. On Miscellaneous Charges.	f. On Building or Repairs.	g. Invested during the Year.	h. Total Expenditure during the Year.	5. Cash Balance on 31st December 1883.	6. Average Cost of each Diet.	7. Percentage of Total Cost paid by Government.
		RS. A. P.	RS. A. P.	RS. A. P.	RS. A. P.	RS. A. P.	RS. A. P.	RS. A. P.	RS. A. P.	RS. A. P.	RS. A. P.	RS. A. P.
	TANJORE—(*Continued*).											
218	Kumbakónam Branch	624 0 0	16 6 9	.....	.....	161 15 0	.....	.....	802 5 9	.....	.....	...
219	Madukur	719 4 0	.....	66 10 4	.....	114 8 11	.....	.....	900 7 3	.....	.....	...
220	Manamalgudi	566 7 1	17 4 4	109 0 1	110 2 11	195 5 10	.....	.....	998 4 3	.....	0 1 10	...
221	Mannárgudi	2,783 6 7	24 14 0	163 6 11	696 13 2	407 3 4	758 2 0	.....	4,833 14 0	.....	0 1 0	9·31
222	Do. Branch					195 8 8	284 13 8	.....	2,448 1 8	.....	0 1 9	9·12
223	Máyavaram	1,388 14 7	6 10 8	355 10 2	216 7 11	186 5 5	.....	.....	1,362 2 3	.....	.....	14·15
224	Mutupet	813 10 8	.....	302 2 2	.....	146 4 3	.....	.....	851 7 5	.....	.....	...
225	Nagore	604 0 0	42 2 1	59 1 1	.....	87 14 3	.....	.....	813 12 2	.....	.....	16·59
226	Nannilam	594 2 9	26 1 10	105 9 4	.....	714 1 9	207 12 2	.....	6,841 5 5	.....	0 2 7	11·87
227	Negapatam	5,004 10 2	21 6 10	118 2 3	775 4 3	259 2 11	.....	.....	1,275 12 10	.....	0 1 4	11·80
228	Nidámangalam	756 3 3	19 8 3	128 11 6	112 2 11	94 5 10	.....	.....	1,033 8 8	.....	0 1 2	...
229	Numpasal	744 10 5	15 12 9	131 10 4	47 1 4	235 5 1	.....	.....	1,358 6 3	.....	0 1 0	...
230	Orthanad Chattram	717 5 8	.....	275 11 7	129 15 11	209 14 0	.....	.....	1,255 7 4	.....	.....	...
231	Pápanásam	793 8 0	.....	252 1 4	.....	344 7 2	.....	.....	1,683 4 6	.....	0 2 6	10·62
232	Patukóta	886 5 10	.....	437 10 0	14 13 6	185 10 9	.....	.....	1,044 2 10	.....	0 1 0	...
233	Rajamadam	789 1 4	6 12 9	15 1 2	47 8 10	220 11 5	.....	.....	1,474 2 2	.....	0 1 10	19·95
234	Shiyáli	888 5 2	23 10 3	149 1 9	192 5 7	2,027 9 1	.....	.....	8,819 1 8	.....	0 1 11	29·93
235	Tanjore	3,117 3 1	.....	1,440 0 6	2,234 5 0	188 9 9	.....	.....	1,127 2 5	.....	.....	...
236	Tirucottapalli	724 15 11	.....	213 8 9	.....	668 2 0	.....	.....	2,248 7 9	.....	0 2 6	8·48
237	Tiruturaipúndi	1,140 10 11	.....	224 15 6	214 11 4	152 11 9	.....	.....	1,185 7 8	.....	.....	8·86
238	Tiruvadamarudúr	551 0 0	27 10 8	454 1 3	.....	170 9 9	.....	.....	1,052 2 8	.....	.....	9·97
239	Tiruvádi	678 1 6	.....	203 7 5	.....	166 1 11	.....	.....	1,259 7 5	.....	.....	15·36
240	Tiruválúr	868 1 0	.....	225 4 6	.....	194 8 1	.....	*a* 31 6 0	2,380 12 11	215 0 0	0 1 10	3·15
241	Tranquebar	1,082 1 0	27 4 3	260 12 2	784 13 5	14 12 8	.....	*a* 26 1 6	189 3 3	.....	.....	...
242	Do. Branch	105 12 7	42 8 6	.....	.....	134 6 2	.....	.....	738 4 5	.....	.....	14·09
243	Vadarnium	565 8 6	.....	38 5 9	.....	169 6 2	.....	.....	1,154 0 4	.....	.....	...
244	Valangamon	698 9 8	23 1 3	262 15 3	.....	206 6 1	.....	.....	912 10 11	.....	0 1 3	...
245	Valangulam	583 11 3	.....	63 10 8	88 14 11	.....	.....	.....	876 2 7	.....	.....	...
246	Vallam	644 7 3	.....	110 12 9	120 14 7							
	TINNEVELLY.											
247	Ambásamudram	1,001 12 11	21 3 1	289 3 11	.....	144 9 1	.....	.....	1,456 13 0	.....	.....	14·96
248	Idaiyengudi	706 5 8	6 4 11	237 5 6	.....	191 7 4	.....	.....	1,141 7 5	.....	.....	...
249	Megnánapuram	339 12 0	4 0 0	50 0 0	.....	6 0 0	3 0 0	.....	402 12 0	.....	.....	...
250	Nágalápuram	180 0 0	13 1 6	239 13 8	.....	35 4 5	1 13 0	.....	470 0 7	.....	.....	...
251	Nángunéri	792 0 0	12 0 5	28 12 10	.....	140 7 0	.....	.....	973 4 3	.....	.....	15·41
252	Nazareth	740 0 0	68 4 7	354 0 6	4 3 9	25 7 6	41 11 4	.....	1,233 11 8	.....	0 3 0	...
253	Otapidáram	680 9 3	12 1 9	88 0 9	.....	84 9 10	.....	.....	865 5 7	.....	.....	16·09
254	Palamcottah	1,395 0 5	35 6 4	476 6 2	911 4 4	1,738 0 0	165 6 0	.....	4,721 7 3	.....	.....	0·44
255	Rádháparam	323 1 9	1 0 1	128 14 0	.....	2 1 7	19 0 0	.....	474 1 5	.....	.....	...
256	Sankaranainárkoil	891 8 4	24 5 0	28 2 4	.....	101 10 5	119 8 6	.....	1,165 2 7	.....	.....	16·29
257	Sátúr	986 6 5	9 3 0	17 1 8	.....	74 2 9	860 13 5	.....	1,947 11 3	.....	.....	11·72
258	Sawyerpuram	300 0 0	8 15 9	160 5 1	.....	122 9 3	.....	.....	591 14 1	.....	.....	...
259	Sivakási	470 13 3	30 9 7	175 9 11	.....	7 9 5	4 6 4	.....	689 0 6	.....	.....	...
260	Srívilliputur	658 6 10	9 10 4	134 15 10	.....	87 3 6	.....	.....	890 4 6	.....	.....	14·78
261	Srívaikuntham	1,023 15 6	49 8 6	782 12 6	.....	82 11 5	.....	.....	1,938 15 11	.....	.....	11·60
262	Tenkási	1,100 15 0	15 2 5	293 3 5	.....	93 2 7	.....	.....	1,502 7 5	.....	.....	4·99
263	Terukarangudi	601 2 3	20 2 9	59 4 8	.....	75 0 2	.....	.....	755 9 10	.....	.....	...
264	Tinnevelly	1,197 12 5	26 13 5	209 10 2	192 12 11	253 4 8	.....	.....	1,871 5 7	.....	0 1 3	...
265	Tuticorin	2,870 1 3	68 13 4	552 8 8	272 4 1	285 10 1	51 0 9	.....	4,100 6 2	.....	0 2 0	17·56
266	Varudupati	925 1 0	20 7 2	296 11 8	.....	105 10 11	660 14 1	.....	2,008 12 10	.....	.....	9·27
	TRICHINOPOLY.											
267	Ariyalúr	720 0 0	.....	203 9 0	.....	202 5 4	.....	.....	1,125 14 4	.....	.....	...
268	Irungalúr	748 0 0	13 15 0	133 7 10	.....	166 12 2	31 4 10	.....	1,093 7 10	.....	.....	...
269	Musiri	939 1 4	.....	216 14 0	.....	173 12 5	478 0 0	.....	1,807 11 9	.....	.....	...
270	Srírangam	1,450 0 0	55 4 0	236 7 4	294 3 1	381 4 1	96 8 9	.....	2,513 11 3	.....	0 1 6	...
271	Trichinopoly	3,329 10 1	.....	3,947 9 6	5,534 7 11	2,482 4 2	2,150 4 3	.....	17,444 3 11	.....	0 4 4	10·55
	VIZAGAPATAM.											
272	Anakápallo	1,179 0 0	40 7 5	109 2 1	162 0 0	60 14 1	.....	.....	1,551 7 7	.....	0 2 0	13·81
273	Bimlipatam	2,436 0 0	40 0 0	269 0 0	505 0 0	307 0 0	.....	.....	3,557 0 0	.....	0 2 6	25·30
274	Bobbili	941 0 0	41 12 11	123 10 6	51 0 6	50 8 10	.....	.....	1,208 0 9	.....	0 1 5	17·38

a Credited to Local Fund by the sale of Medicines.

No. V, Part I.—*Statement showing the Expenditure on account of the Dispensaries*

Number.	District and Dispensary.	a. On Establishment.	b. On Bazaar Medicines.	c. On European Medicines, whether from Government Stores or purchased.	d. On Diet.
	VIZAGAPATAM—(*Continued*).	RS. A. P.	RS. A. P.	RS. A. P.	RS. A. P.
275	Chipurupalle	471 0 0	60 7 1	127 9 9	4 1 7
276	Chodavaram	831 0 0	52 11 4	107 2 9	8 6 0
277	Gajapatinagar	596 11 4	16 12 0	196 4 9	.....
278	Gunipore	.....	.....	.....	.....
279	Itikavalsa	1,836 0 0	.....	.....	.....
280	Narsapatnam	850 12 0	102 2 10	221 10 1	98 2 4
281	Pálkonda	855 12 0	113 2 4	69 9 2	88 9 8
282	Párvatipur	1,056 0 0	43 11 4	180 8 3	4 8 0
283	Sálúr	762 0 0	44 14 3	111 6 10	13 9 6
284	Srungavarapukóta	830 0 0	50 3 3	63 11 1	.....
285	Vizagapatam	1,280 10 9	330 11 3	1,040 10 11	1,060 15 1
286	Waltair				Statistics are included
287	Yellamanchili	649 11 4	74 0 4	27 8 10	209 6 9
	Grand Total ...	4,26,145 13 3	19,970 7 9	97,447 5 11	1,34,522 12 10¼

STATISTICS—(*Continued*).

in the Madras Presidency during the year 1883—(Continued).

4				5	6	7
Expenditure.						
e. On Miscellaneous Charges.	f. On Building or Repairs.	g. Invested during the Year.	h. Total Expenditure during the Year.	Cash Balance on 31st December 1882.	Average Cost of each Diet.	Percentage of Total Cost paid by Government.
RS. A. P.	RS. A. P.	RS. A. P.	RS. A. P.	RS. A. P.	RS. A. P.	RS. A. P.
76 7 6	65 9 1	.....	805 2 9	.....	0 2 9	22·51
68 14 3	.....	.....	1,068 2 4	.....	0 1 10	21·06
115 8 8	.....	.....	925 4 9	.....	.....	19·23
50 9 7	.....	.....	50 9 7	.....	.....	100
.....	.....	.....	1,836 0 0	.....	.....	100
97 13 4	.....	.....	1,370 8 7	.....	0 2 1	12·31
73 3 6	.....	.....	1,200 4 8	.....	0 2 11	8·75
43 0 5	.....	.....	1,327 12 0	.....	0 2 0	...
60 3 3	5,403 11 0	.....	6,395 12 10	.....	0 2 10	3·51
39 1 9	.....	.....	983 0 1	.....	.....	22·84
780 4 6	.....	.....	4,493 4 6	1,284 9 7	0 2 0	...
in the return of Vizagapatam.						
75 6 0	37 3 4	.....	1,073 4 7	.....	0 4 5	...
71,179 10 9¼	55,085 12 8	10,805 0 8	8,15,156 15 10¼	16,386 7 9	0 2 11	35·40

DISPENSARY STATISTICS—(*Continued*).

No. V, Part II.—*Statement showing the Account of Invested Capital of the Dispensaries in the Madras Presidency during the year* 1883.

Number.	District and Dispensary.	Balance on 1st January 1883.	Invested during the Year.	Total.	Securities sold.	Deposits withdrawn.	Balance on 31st December 1883.
		RS. A. P.	RS. A. P.	RS. A. P.	RS. A. P.	RS. A. P.	RS. A. P.
	ANANTAPUR.						
1	Anantapur	2,675 5 7	25 0 0	2,700 5 7	...	...	...
2	Gooty	...	...	...	...	...	...
3	Kalayándrúg	...	...	...	...	...	...
4	Penukonda	...	...	...	...	...	...
5	Tadpatri	...	...	...	...	...	...
6	Oravakonda	...	...	...	...	...	...
	[illegible]						
7	Arni	...	...	...	...	...	...
8	Chittoor	...	...	...	...	...	...
9	Gudiyasam	...	...	...	...	...	...
10	Kálahasti	...	...	...	...	...	...
11	Palmanér	...	...	...	...	...	...
12	Pólúr	...	...	...	...	...	...
13	Ranaepet	...	...	...	...	...	2,500 0 0
14	Tirupati	2,500 0 0	...	2,500 0 0	...	...	...
15	Vellore	...	...	...	...	...	...
16	Venkatagirikóta ...	...	...	...	...	...	...
17	Wálajapet	...	...	...	...	...	...
18	Wandiwash	...	...	...	...	...	...
	ARCOT, SOUTH.						
19	Chidambaram	...	...	...	...	...	24,000 0 0
20	Cuddalore	24,000 0 0	...	24,000 0 0	...	...	...
21	Do. Old Town ...	...	...	...	...	...	...
22	Kallakurchi	...	...	...	...	...	...
23	Panruti	...	...	...	...	...	...
24	Tindivanam	...	...	...	...	...	...
25	Tirukoilúr	...	...	...	...	...	...
26	Tiruvannámalai... ...	...	...	...	...	...	...
27	Villupuram	...	...	...	...	...	...
28	Vriddháchalam... ...	...	...	...	...	...	...
	BELLARY.						
29	Ádóni	...	...	...	...	...	...
30	Álúr	...	...	...	...	...	3,721 11 5
31	Bellary	3,721 11 5	...	3,721 11 5	...	...	...
32	Harpanahalli	...	...	...	...	...	...
33	Hospet	...	...	...	...	...	...
34	Kúdligi	...	...	...	...	...	...
35	Kampli	...	...	...	...	...	...
36	Ráyadrug	...	...	...	...	...	...
37	Sundúr	...	...	...	...	...	...
	CANARA, SOUTH.						
38	Bantvai	...	...	...	...	...	...
39	Kundapur	...	...	...	...	...	...
40	Karcal	...	...	...	...	...	...
41	Kásaragód	...	...	...	...	...	...
42	Laccadive Islands ...	...	...	...	...	...	1,000 0 0
43	Mangalore	1,000 0 0	...	1,000 0 0	...	...	...
44	Puttur	...	...	...	...	...	...
45	Udipi	...	...	...	...	...	...
	CHINGLEPUT.						
46	Chinglepat	3,016 0 5	...	3,016 0 5	...	...	3,016 0 5
47	Conjeeveram	...	...	...	...	...	...
48	Madurántakam	...	...	...	...	...	...
49	Nágalápuram	...	...	...	...	...	...
50	Ponnéri	...	...	...	...	...	...
51	Poonamallee	...	...	...	...	...	...
52	Saidápet	...	...	...	...	...	...
53	Saint Thomas' Mount ...	...	...	...	...	...	...
54	Sátbivada	...	...	...	...	...	...
55	Sembiam	...	...	...	...	...	...
56	Sriperumbudúr ...	...	...	...	...	...	...
57	Tirapúrúr	...	...	...	...	...	...
58	Tiruvallúr	...	...	...	...	...	...
59	Uttiramallur	...	...	...	...	...	...
	COIMBATORE.						
60	Aravakurchi	...	...	...	...	...	...
61	Bhavani	...	...	...	...	...	...
62	Coimbatore	5,105 1 11	...	5,105 1 11	...	...	5,105 1 1

DISPENSARY STATISTICS—(*Continued*).

No. V, Part II.—*Statement showing the Account of Invested Capital of the Dispensaries in the Madras Presidency during the year* 1883—(Continued).

Number.	District and Dispensary.	Balance on 1st January 1883.	Invested during the Year.	Total.	Securities sold.	Deposits withdrawn.	Balance on 31st December 1883.
	COIMBATORE—(*Contd.*).	RS. A. P.	RS. A. P.	RS. A. P.	RS. A. P.	RS. A. P.	RS. A. P.
63	Dhárápuram	...	...	...	...	...	...
64	Erode	...	...	...	...	...	...
65	Karúr	...	...	...	...	...	...
66	Kollegal	...	...	...	...	...	...
67	Metrupálaiyam	...	...	...	...	...	...
68	Palladam	...	...	...	...	...	...
69	Polláchi	21,000 0 0	...	21,000 0 0	...	...	21,000 0 0
70	Satyamángalam ...	...	...	...	...	...	...
71	Udamalpet	...	...	...	...	...	...
	CUDDAPAH.						
72	Badvél	...	...	...	...	...	...
73	Cuddapah	16,000 0 0	...	16,000 0 0	...	...	16,000 0 0
74	Jammalamadugu ...	...	...	...	...	...	...
75	Kadiri	...	...	...	...	...	...
76	Madanapalle	16,000 0 0	...	16,000 0 0	...	...	16,000 0 0
77	Pullampet	...	...	...	...	...	...
78	Púlúr	...	...	...	...	...	...
79	Proddutur	...	...	...	...	...	...
80	Pulivendla	...	...	...	...	...	...
81	Ráyachóti	...	...	...	...	...	...
	GANJAM.						
82	Aska	...	...	...	...	...	...
83	Berhampore	2,000 0 0	...	2,000 0 0	...	...	2,000 0 0
84	Calingapatam	...	...	...	...	...	...
85	Chicacole	2,000 0 0	...	2,000 0 0	...	...	2,000 0 0
86	Ganjam	...	...	...	...	...	...
87	Gopálpur	...	...	...	...	...	...
88	Kimedi	...	...	...	...	...	...
89	Sómpet	...	...	...	...	...	...
90	Suráda	...	...	...	...	...	...
91	Tekkali-Raghunáthapuram	...	...	...	...	...	...
	GODÁVARI.						
92	Amalápuram	...	...	...	...	...	...
93	Bhadráchalam	...	...	...	...	...	...
94	Chintalapudi	...	...	...	...	...	...
95	Cocanada	1,700 0 0	...	1,700 0 0	1,700 0 0	...	...
96	Do. Seamen's Hospital	...	...	...	...	...	...
97	Dowlaishweram... ...	...	...	...	...	...	...
98	Ellore	...	...	...	...	...	...
99	Narsápur	...	...	...	...	...	...
100	Peddápuram	...	...	...	...	...	...
101	Pithápuram	...	...	...	...	...	...
102	Rajahmundry	4,000 0 0	...	4,000 0 0	...	...	4,000 0 0
103	Rámachandrapuram ...	...	...	...	...	...	...
104	Sivacodu	...	...	...	...	...	...
105	Tállapúdi	...	...	...	...	...	...
106	Tuni	...	...	...	...	...	...
107	Tanuku	...	...	...	...	...	...
108	Yelaswaram	...	...	...	...	...	...
	KISTNA.						
109	Bezváda	...	...	...	...	...	...
110	Chellapalle	...	...	...	...	...	...
111	Chirala	...	...	...	...	...	...
112	Díchepallo	...	...	...	...	...	...
113	Gudiváda	...	...	...	...	...	...
114	Guntúr	1,218 10 3	45 11 0	1,264 5 3	...	...	1,264 5 3
115	Jaggayapet	...	...	...	...	...	...
116	Kerempudi	...	...	...	...	...	...
117	Masulipatam	...	...	...	...	...	...
118	Narasaraopet	...	...	...	...	...	...
119	Núzvid	...	...	...	...	...	...
120	Répalle	...	...	...	...	...	...
121	Sattenapalle	...	...	...	...	...	...
122	Tiruvúr	...	...	...	...	...	...
123	Tumerkota	...	...	...	...	...	...
124	Vinukonda	...	...	...	...	...	...

DISPENSARY STATISTICS—(*Continued*).

No. V, Part II.—*Statement showing the Account of Invested Capital of the Dispensaries in the Madras Presidency during the year* 1883—(Continued).

Number.	District and Dispensary.	Balance on 1st January 1883.	Invested during the Year.	Total.	Securities sold.	Deposits withdrawn.	Balance on 31st December 1883.
		RS. A. P.	RS. A. P.	RS. A. P.	RS. A. P.	RS. A. P.	RS. A. P.
	Kurnool.						
125	Atmakúr	...	...	...	...	...	...
126	Cumbum	...	...	...	...	...	...
127	Koilkuntla	...	...	...	...	...	...
128	Kurnool	3,600 0 0	...	3,600 0 0	..	...	3,600 0 0
129	Markápur	...	...	...	...	...	...
130	Nandyál	...	...	...	...	...	...
131	Pattikonda	...	...	...	...	...	...
132	Sirvel	...	...	...	...	...	...
	Madras.						
133	Black Town, North Side.	...	...	...	...	...	...
134	Do. Medical Mission.	...	...	...	...	...	...
135	Eye Infirmary ...	...	...	...	...	...	...
136	General Hospital ...	...	...	...	...	...	...
137	Leper Hospital ...	...	...	...	...	...	...
138	Lying-in Hospital and Female Dispensary at Egmore	...	...	...	...	...	...
139	Native Infirmary ...	...	...	...	...	...	...
140	Ramasawmy Lying-in Hospital	Statistics are included in Native Infirmary.					
141	Triplicane	...	...	...	...	...	...
142	Women and Children Hospital, Madras ...	...	...	...	...	...	...
	Madura.						
143	Aruppukóta	...	...	...	...	...	...
144	Buttagudu	...	...	...	...	...	...
145	Bodináyakanúr ...	...	...	...	...	...	...
146	Devakóta	...	...	...	...	...	...
147	Dindigul	...	...	...	...	...	...
148	Kamudy	...	...	...	...	...	...
149	Kodaikanal	...	...	...	...	...	...
150	Madura	45,900 0 0	...	45,900 0 0	...	...	45,900 0 0
151	Mána Madura	...	...	...	...	...	...
152	Melúr	...	...	...	...	...	...
153	Paláni	...	...	...	...	...	...
154	Pámban	...	...	...	...	...	...
155	Paramakudi	...	...	...	...	...	...
156	Periyakulam	...	...	...	...	...	...
157	Rajaisungamangalam ...	...	...	...	...	...	...
158	Rámesvarám	...	...	...	...	...	...
159	Ramnad	...	...	...	...	...	...
160	Sivagánga ...	...	...	...	...	...	...
161	Tirupatur	...	...	...	...	...	...
162	Tirushuli	...	...	...	...	...	...
163	Tirumangalam	...	...	...	...	...	...
164	Tirupuvanam	...	...	...	...	...	...
165	Usilampatti	...	...	...	...	...	...
166	Uttamapálaiyam ...	...	...	...	...	...	...
167	Vedasandore	...	...	...	...	...	...
	Malabar.						
168	Badagara	...	...	...	...	...	...
169	Calicut	26,500 0 0	...	26,500 0 0	...	...	26,500 0 0
170	Cannanore	...	...	...	...	...	...
171	Cochin	3,300 0 0	...	3,300 0 0	...	...	3,300 0 0
172	Manantoddy	...	...	...	...	...	...
173	Manjeri	...	...	...	...	...	...
174	Pálghat	...	...	...	...	...	...
175	Palliport Lazaretto ...	...	...	...	...	...	...
176	Ponnáni	1,120 0 0	...	1,120 0 0	...	...	1,120 0 0
177	Tellicherry	5,000 0 0	...	5,000 0 0	...	...	5,000 0 0
178	Vayitri	...	...	...	...	...	...
	Nellore.						
179	Addanki	...	...	...	...	...	...
180	Atmakúr	...	...	...	...	...	...
181	Gúdúr	...	...	...	...	...	...
182	Kandukúr	...	...	...	...	...	...
183	Kanigiri	Information not furnished.					
184	Kávali	...	...	...	..	...	...
185	Nellore	1,000 0 0	...	1,000 0 0	...	39 14 4	960 1 8

DISPENSARY STATISTICS—(*Continued*).

No. V, Part II.—*Statement showing the Account of Invested Capital of the Dispensaries in the Madras Presidency during the year* 1883—(Continued).

Number.	District and Dispensary.	Balance on 1st January 1883.	Invested during the Year.	Total.	Securities sold.	Deposits withdrawn.	Balance on 31st December 1883.
		RS. A. P.	RS. A. P.	RS. A. P.	RS. A. P.	RS. A. P.	RS. A. P.
	Nellore—(*Continued*).						
186	Nellore Branch	8,000 0 0	...	8,000 0 0	...	424 4 10	7,575 11 2
187	Ongole	...	...	...	...	...	...
188	Podili	Information not furnished.					
189	Rápúr	...	...	...	...	...	...
190	Sungam	...	...	...	...	...	...
191	Udayagiri	...	...	...	...	...	...
192	Venkatagiri Town ...	...	...	...	...	...	...
	Nilgiri.						
193	Coonoor	409 3 4	1,162 0 0	1,571 3 4	...	850 0 0	721 3 4
194	Devála	...	...	...	...	...	...
195	Gúdalúr	...	...	...	...	...	...
196	Kótagiri	2,423 11 11	*473 3 3	2,896 15 2	...	...	2,896 15 2
197	Ootacamund	...	...	...	...	...	...
	Salem.						
198	Atúr	...	...	...	...	...	...
199	Dharmapuri	...	..	...	...	...	...
200	Harur	...	...	...	...	...	...
201	Hosúr	6,540 0 0	...	6,540 0 0	...	...	6,540 0 0
202	Krishnagiri	...	...	...	...	...	...
203	Námakal	...	...	...	...	...	...
204	Salem	...	...	...	...	...	...
205	Sankaridrug	...	...	...	...	...	...
206	Tirupatúr	...	...	...	...	...	...
207	Uttankari	...	...	...	...	...	...
208	Vániyambádi	...	...	...	...	...	...
209	Yercaud	...	...	...	...	...	...
	Tanjore.						
210	Ammápet	...	...	...	...	...	...
211	Arantángi	...	...	...	...	...	...
212	Avadiarcoil	...	...	...	...	...	...
213	Ayyámpet	...	...	...	...	...	...
214	Kuttanallur	...	...	...	...	...	...
215	Kodavassel	...	...	...	...	...	...
216	Korathatangudi and Manamboochavidy ...	...	...	...	...	...	...
217	Kumbakónam ...	20,000 0 0	...	20,000 0 0	...	...	...
218	Do. Branch ...	...	...	...	...	...	...
219	Mudakur	...	...	...	...	...	...
220	Manamalgudi	...	...	...	...	...	...
221	Mannárgudi	27,300 0 0	...	27,300 0 0	...		
222	Do. Branch ...						
223	Máyaveram	...	...	...	...		
224	Mutupet	...	...	...			
225	Nagore	...	...	...			
226	Nannilam	...	...	...			
227	Negapatam	4,392 12 8	...	4,392 12 8			
228	Nidámangalam ...	...	...	...			
229	Numpasel	...	...	...			
230	Orthanad Chattram ...	..	...				
231	Pápanásam	...	...				
232	Patukóta	...	...				
233	Rajamadam	...	...				
234	Shiyáli	...	...				
235	Tanjore	...					
236	Terucottapalli	...					
237	Tirnturaipándi ...	5,500 0 0					
238	Tiruvadamarudúr ...	...					
239	Tiruvádi	...					
240	Tiruválúr	...					
241	Tranquebar	...					
242	Do. Branch ...	...					
243	Vadarniam	...					
244	Valangamon	.					
245	Velangulam						
246	Vallam						

DISPENSARY STATISTICS—(*Continued*).

No. V, PART II.—*Statement showing the Account of Invested Capital of the Dispensaries in the Madras Presidency during the year* 1883—(Continued).

Number.	District and Dispensary.	Balance on 1st January 1883.	Invested during the Year.	Total.	Securities sold.	Deposits withdrawn.	Balance on 31st December 1883.
		RS. A. P.	RS. A. P.	RS. A. P.	RS. A. P.	RS. A. P.	RS. A. P.
	TINNEVELLY.						
247	Ambásamudram ...	4,200 0 0	...	4,200 0 0	...	...	4,200 0 0
248	Idaiyangudi	...	...	...	...	...	...
249	Megnánapuram	...	...	...	...	...	...
250	Nágalápuram	...	...	...	...	...	...
251	Nánguméri	...	...	...	...	...	...
252	Nazareth	...	...	...	...	...	...
253	Otapidáram	1,100 0 0	...	1,100 0 0	...	...	1,100 0 0
254	Palamcottah	81,500 0 0	...	81,500 0 0	...	...	81,500 0 0
255	Rádhápuram	...	...	...	...	...	...
256	Sankaranainárkoil ...	2,200 0 0	...	2,200 0 0	...	...	2,200 0 0
257	Sátúr	2,500 0 0	...	2,500 0 0	...	...	2,500 0 0
258	Sawyerpuram	...	...	...	...	...	...
259	Sivakási	...	...	...	...	...	...
260	Srívilliputur	9,100 0 0	...	9,100 0 0	...	...	9,100 0 0
261	Srívaikuntham	3,200 0 0	...	3,200 0 0	...	...	3,200 0 0
262	Tenkási	5,000 0 0	...	5,000 0 0	...	...	5,000 0 0
263	Terikárangudi	...	...	...	...	...	...
264	Tinnevelly	...	...	...	...	...	...
265	Tuticorin	...	...	...	...	...	...
266	Virudupati	...	...	...	...	...	...
	TRICHINOPOLY.						
267	Ariyalúr	...	...	...	...	...	...
268	Irungalúr	...	...	...	...	...	...
269	Musiri	...	...	...	...	...	...
270	Srírangam	...	...	...	...	...	...
271	Trichinopoly	20,195 0 0	...	20,195 0 0	...	...	20,195 0 0
	VIZAGAPATAM.						
272	Anakápalle	...	...	...	...	...	...
273	Bimlipatam	...	...	...	...	...	...
274	Bobbli	...	...	...	...	...	...
275	Chípurupallo	...	...	...	...	...	...
276	Chódavaram	...	...	...	...	...	...
277	Gajapatinagar	...	...	...	...	...	...
278	Gunipore	...	...	...	...	...	...
279	Itikavulsa	...	...	...	...	...	...
280	Narasapatnam	...	...	...	...	...	...
[illegible]	Pálkonda	...	...	...	...	...	...
[illegible]	Párvatipur	...	...	...	...	...	...
[illegible]	Álúr	...	...	...	...	...	...
[illegible]	[illegible]ngavarapukota ...	...	...	...	...	...	...
[illegible]	[illegible]apatam	20,000 0 0	...	20,000 0 0	...	...	20,000 0 0
[illegible]	[illegible]	Statistics are included in the return of Vizagapatam.					
[illegible]	[illegible]	...	...	...	...	...	...
	Total ...	4,15,917 9 6	1,705 14 3	4,17,623 7 9	1,700 0 0	1,314 3 2	4,11,609 4 7

GOVERNMENT OF MADRAS.

PUBLIC DEPARTMENT.

READ—the following paper :—

From the Hon. Surgeon-General W. R. CORNISH, F.R.C.S., C.I.E., Surgeon-General with the Government of Madras, to the Chief Secretary to Government, dated 25th June 1884, *No. O*-180.

ORDER—dated 23rd April 1885, No. 983, Public.

This report is dated 25th June 1884, but did not reach Government until the 26th February 1885. No explanation of this long delay has been furnished.

2. The number of hospitals and dispensaries rose in the year under review from 275 to 287. New dispensaries were opened in ten different districts, and the Surgeon-General anticipates that the establishment of new municipalities and unions under the recent Local Self-government Acts will hereafter lead to a considerable extension of the centres of medical relief now available. The figures in the margin show how rapidly and how steadily these institutions have increased during the past decade, the number having been more than doubled in that period.

1874	.. 122	1879	.. 198
1875	.. 134	1880	.. 218
1876	.. 155	1881	.. 255
1877	.. 165	1882	.. 275
1878	.. 170	1883	.. 287

3. *Classification.*—In their resolution printed in G.O., No. 1014, dated 19th May 1883, the Government of India directed that all hospitals and dispensaries should for purposes of statistical comparison be classified on an uniform system throughout India. This has been now done with the following result :—

	NO.
Class I.—State institutions	18
Class II.—Local fund and Municipal institutions	255
Class III-A.—Private institutions—pure and simple	6
Class III-B.—Private institutions—aided by Government or local bodies	8

These figures show that the medical institutions of the countr[illegible] most wholly supported by local effort, but some districts appear to be m[illegible] forward than others. Trichinopoly with a population of 1,215,033 has o[illegible] pensaries, while the adjoining districts of Tanjore and Madura have re[illegible] 37 and 25 such institutions for their populations of 2,130,383 and 2,16[illegible] spectively. Malabar again, the richest and least heavily taxed of all the di[illegible] pports only 11 dispensaries for its great population of 2,365,035 persons.

4. *Medical Agents.*—The following table s[illegible] character of the agency in charge of the institutions during each of the l[illegible] ars :—

—	Commissioned medical officers.	Native surgeons and apothecaries.	H[illegible]	[illegible]nsioned medical subordinates.	Private practitioners.	Medical missionaries.	Total.
1879	40	[illegible]	[illegible]	2	41	4	198
1880	41	[illegible]	[illegible]	1	29	3	218
1881	39	[illegible]	94	..	41	4	255
1882	40	[illegible]	102	..	43	4	275
1883	41	[illegible]	102	..	43	4	287

154

The increase during the year under review has been almost entirely in the apothecary grade. This is in accordance with the fixed policy of Government to gradually but steadily substitute agents of this class for the less highly educated class of hospital assistants hitherto so generally employed. The aim is to supply all hospitals with apothecaries in the first instance and then gradually to furnish the same class of men for all independent medical charges. The advantage of the change is admitted on all hands, and its necessity has been repeatedly shown by experience in connection with medico-legal cases.

5. *Patients treated.*—There was a large increase in the number of persons treated during the year under review both as in-patients and as out-patients, as shown below. The increase in the number of out-patients has been continuous during the past five years. The number of the in-patients was unduly swollen in the early years of the period by the effects of the famine, and this accounts for the variations under this head:—

Years.	In-patients.	Out-patients.	Total.
1879	49,644	1,260,582	1,310,226
1880	38,870	1,274,434	1,313,304
1881	37,323	1,412,269	1,449,592
1882	37,456	1,501,120	1,538,576
1883	38,447	1,658,362	1,696,809

The *average daily* attendance was thus 13,617 throughout the year, and it is gratifying to find that 36 per cent., or more than one-third of the whole number, were females.

6. *Mortality.*—The number of deaths among in-patients was 2,903 in 38,447 cases treated or 7·55 per cent. as against 7·16 per cent. in the previous year. The increase is ascribed to the prevalence of small-pox and cholera which carried off 208 of the above total. The instructions given by Government in previous reviews regarding the necessity for more accurate registration of deaths among out-patients appear to have produced some effect, and the Surgeon-General believes an advance is made each year towards greater accuracy. The Government desire to again press this matter on the attention of all medical officers. The present figures—3,688 deaths out of 1,658,362 persons treated—give a ratio of 0·22 per cent. and are manifestly inaccurate.

7. Although the seasons were favorable from an agricultural point of view the public health was not altogether satisfactory. Cholera and small-pox were widely distributed and fatal especially in the south, but fevers were not very prevalent—a fact often noticed in years when severe epidemics of cholera or other diseases are present.

8. *Cholera.*—This disease has prevailed especially in the Southern districts since 1881. It spread northward during the year to Cuddapah, Nellore and North Arcot, but Kurnool, Kistna, Godávari, Vizagapatam and most of Ganjam were free from the disease, and there were only local outbreaks in Malabar and Canara. The dispensary returns show that in all there were 10,384 cases treated, of which 2,750 terminated fatally. Of these the numbers of in-patients were 452 and 239, respectively.

9. *Small-pox.*—The epidemic prevailed most severely in Canara, Malabar and Kistna—all districts in which there was little or no cholera—and in Madras. Persons with this disease rarely make much use of the dispensaries, but the police bring in the destitute sick to be treated. The [illegible] treated (750) were more than double as many as those (347) in the previous year. [illegible] 190 in-patients, 181 died.

10. *Fevers.*—The number of fever cases [illegible] was in-patients 3,285, of whom 127 died—out-patients 183,404, of whom 1[illegible] The total, 186,689, is nearly 10,000 more than in the previous year, but is [illegible] than the average of the three preceding years, notwithstanding the great in[illegible] number of the dispensaries in that period.

155

11. *Dysentery and Diarrhœa.*—Of the 60,534 cases treated, only 781 are reported to have died. This would be highly satisfactory but that, as already remarked, not much reliance can yet be placed on the statistics of the mortality among out-patients. Among the in-patients 597 died out of 2,655 treated, or 22·5 per cent. of the whole.

12. *Venereal and skin diseases.*—The number of ulcers and skin diseases treated continued to increase with the extension of the opportunities for receiving medical aid, but venereal diseases, especially syphilitic affections, are shown to have declined. The following table compares the number of cases treated under these diseases in each of the past three years:—

	1881.	1882.	1883.
Venereal diseases	53,443	54,203	52,635
Skin diseases	109,288	121,616	154,878
Ulcers	122,636	133,406	158,390

13. *Parturition.*—The number of labour cases treated has risen from 4,740 in 1882 to 5,544 in 1883. The number is less than it was in 1881, but is nearly twice as great as it was five years ago. The Surgeon-General observes that the midwives employed by local authorities do, in many cases, but little work in return for their salaries. This is a matter which the District Surgeons should watch and bring to the notice of the authorities concerned whenever necessary.

14. *Surgical operations.*—There has been a large increase in the number of surgical cases treated as shown below:—

	1882.	1883.
Major operations	2,811	3,262
Minor do.	39,405	45,918
Total ..	42,216	49,180

This satisfactory state of things is ascribed to the fact that the medical agents are now each year becoming better qualified to deal with such cases, as apothecaries are gradually taking the place of the hospital assistants hitherto so largely employed.

15. *Administration.*—The arrangements sanctioned in G.O., 23rd February 1883, No. 391, by which the District Surgeon became the District Sanitary and Inspecting officer, came into operation in the year under review. Valuable extracts from the administration reports of these officers are embodied in Dr. Cornish's general report, and have been perused by Government with much interest.

16. *Finance.*—The total receipts from all sources amounted to Rs. 8,03,540 against Rs. 8,11,060 in 1882 as shown below:—

	1882.	1883.
	RS.	RS.
From Government	2,73,167	2,88,6[illegible]
„ Municipal and Local funds	4,89,672	4,7[illegible]
„ interest [illegible] capital	18,012	
„ Em[illegible] donations and subscriptions	12,381	
„ Super[illegible] do. do.	17,8[illegible]	
Native		
Total ..	8	

[illegible] rose by Rs. 15,477
[illegible]tions are

previous year it is clear that medical relief has been obtained on more econom terms than previously notwithstanding the improvement in the class of medi agents employed in charge of dispensaries as noticed in paragraph 4. This improv ment in economy and efficiency has been continuous during the whole period of D Cornish's administration as Surgeon-General and may well be a matter for congratul tion to him and to the District Medical officers as well as to the local bodies concern The following table shows the striking improvement which has taken place in e period :—

Years.	Number of dispensaries.	Total treated.	Total cost to local bodies.	Cost of European and bazaar medicines.
	NO.	NO.	RS.	RS.
1880	218	1,313,304	5,25,689	1,05,309
1881	255	1,449,592	5,66,522	1,04,041
1882	275	1,533,576	5,68,490	1,05,648
1883	287	1,696,809	5,80,468	91,606

19. *Presidency Hospitals.*—The number of in-patients (11,257) and of out-patients (78,467) treated in these institutions is in excess of those of the previous year. Small-pox prevailed and there were some cases of cholera. On the whole the health of the capital was unsatisfactory. Interesting and valuable reports by Dr. Branfoot on the work done in the General Hospital and Government Lying-in Hospital, and by Dr. Thompson, C.I.E., on that of the Ramasamy Lying-in Hospital, are printed as appendices to the report.

20. On the whole, good progress was made in the year under review towards the accomplishment of the great and difficult task of extending the benefits of skilled medical aid to all parts of the Presidency.

(True Extract.)

E. F. WEBSTER,
Chief Secretary.