தமிழ்நாடு அரசுச் சட்டமன்றம்
44361
சென்னை 600 008
நூலகம்



# PART III.—APPENDIX.

## STATISTICAL RETURNS.

# CHAPTER I.—PHYSICAL AND POLITICAL GEOGRAPHY.

22a

# A.—PHYSICAL GEOGRAPHY.

## (1)—*Character of the surface.*

| Nature of different tracts. | Name, area and physical description of each tract. | Where situated—in British or Native territory. |
|---|---|---|
| | **Bellary District.** | |
| 1. Mountains and elevated tracts. | The total area of Hill ranges in the district is 513 square miles. The chief of them are:— | |
| | | Sq. miles. / Greatest elevation in feet. |
| | 1. Sandur hills ... ... ... ... | 143 / 3,256 — Sandur State—Native territory. / Hospet taluk—British territory. |
| | 2. Kampli hills ... ... ... ... | 86 / 2,133 — Hospet taluk—British territory. |
| 2. Plains ... ... ... | The total area of Plains is 5,545 square miles— | |
| | | Sq. miles. |
| | 1. Adoni ... ... ... ... ... ... ... | 836 — British territory. |
| | 2. Alur ... ... ... ... ... ... ... | 662 — British territory. |
| | 3. Bellary ... ... ... ... ... ... ... | 930 — British territory. |
| | 4. Hospet ... ... ... ... ... ... ... | 428 — British territory. |
| | 5. Huvinahadgalli ... ... ... ... ... ... | 558 — British territory. |
| | 6. Kudligi ... ... ... ... ... ... ... | 799 — British territory. |
| | 7. Rayadrug ... ... ... ... ... ... ... | 801 — British territory. |
| | 8. Harpanahalli ... ... ... ... ... ... | 489 — British territory. |
| | 9. Sandur ... ... ... ... ... ... ... | 42 — Native territory. |
| | Total ... | 5,545 |
| 3. Forests ... ... | The area of Forests is 400 square miles in— | |
| | | Sq. miles. |
| | Adoni taluk ... ... ... ... ... ... ... | 57 — British territory. |
| | Alur do. ... ... ... ... ... ... ... | 4 — British territory. |
| | Bellary do. ... ... ... ... ... ... ... | 21 — British territory. |
| | Hospet do. ... ... ... ... ... ... ... | 67 — British territory. |
| | Kudligi taluk ... ... ... ... ... ... | 63 — British territory. |
| | Huvinahadgalli taluk ... ... ... ... ... | 19 — British territory. |
| | Rayadrug do. ... ... ... ... ... | 20 — British territory. |
| | Harpanahalli do. ... ... ... ... ... | 65 — British territory. |
| | Sandur State ... ... ... ... ... | 84 — Native territory. |
| | Total ... | 400 |
| 4. Rivers ... ... | The Tungabhadra forms the boundary between the Bellary district on the one side and the Nizam's dominions and Bombay Presidency on the other for a length of about 200 miles and then enters the Kurnool district. | British territory. |
| | Its tributary the Hagari enters the district from Mysore and flows north through the Rayadrug and Bellary taluks and then north-west along the western boundary of the Alur and Adoni taluks into the Tungabhadra. | British territory. |
| | Length of course through the district 102 miles. | British territory. |
| 5. Canals ... ... | *Nil.* | |
| 6. Lakes ... ... | *Nil.* | |
| 7. Marshes ... ... | *Nil.* | |

NOTE.—For similar information regarding the character of the surface of the districts of Godavari, Kistna, Nellore, Kurnool, Madras, Chingleput, Trichinopoly and Tinnevelly—*vide* Administration Report for 1877-78; of the districts of Salem, Cuddapah, North Arcot, Coimbatore, Madura, South Arcot and Nilgiris—*vide* Administration Report for 1887-88; of the district of Vizagapatam—*vide* Administration Report for 1888-89; and of the district of Tanjore—*vide* Administration Report for 1889-90.

## A.—PHYSICAL GEOGRAPHY—*continued.*

### (2)—*Climate for the year* 1890.

| Places at which observations were taken. | Rainfall. | | | | Temperature in the shade. | | | | | | | | | | | | Cloud proportion 0 to 10. | | | Remarks. |
|---|---|---|---|---|---|---|---|---|---|---|---|---|---|---|---|---|---|---|---|---|
| | | | | | May. | | | | July. | | | | December. | | | | | | | |
| | January to May. | June to September. | October to December. | Total for the year. | Mean maximum. | Mean minimum. | Highest maximum. | Lowest minimum. | Mean maximum. | Mean minimum. | Highest maximum. | Lowest minimum. | Mean maximum. | Mean minimum. | Highest maximum. | Lowest minimum. | January to May. | June to September. | October to December. | |
| | INCHES. | INCHES. | INCHES. | INCHES. | DEG. | DEG. | DEG. | DEG. | DEG. | DEG. | DEG. | DEG. | DEG. | DEG. | DEG. | DEG. | TENTHS. | TENTHS. | TENTHS. | |
| Amini Divi ... ... | ... | ... | ... | ... | ... | ... | ... | ... | ... | ... | ... | ... | ... | ... | ... | ... | ... | ... | ... | Records not received. |
| Bangalore ... ... ... | 8·57 | 19·10 | 16·41 | 44·08 | 90·4 | 68·2 | 95·2 | 64·0 | 83·7 | 64·6 | 89·2 | 62·5 | 79·5 | 59·3 | 82·2 | 51·4 | 3 | 8 | 5 | |
| Bellary ... ... ... | 3·75 | 8·59 | 9·82 | 22·16 | 101·7 | 76·7 | 106·7 | 65·0 | 89·7 | 74·1 | 96·2 | 70·7 | 86·1 | 62·7 | 90·7 | 55·6 | 2 | 8 | 4 | |
| Cochin ... ... ... | 14·30 | 54·48 | 14·02 | 82·80 | 88·8 | 77·2 | 92·3 | 72·8 | 82·6 | 73·1 | 86·2 | 69·7 | 88·3 | 72·1 | 91·7 | 67·2 | 3 | 7 | 4 | |
| Coimbatore ... ... | 6·80 | 3·23 | 8·80 | 18·33 | 94·3 | 72·6 | 96·8 | 66·6 | 87·7 | 69·3 | 92·3 | 65·1 | 86·4 | 65·7 | 91·3 | 59·6 | 4 | 6 | 5 | |
| Cuddapah ... ... ... | 1·50 | 21·59 | 7·62 | 30·71 | 105·8 | 83·1 | 109·3 | 76·9 | 94·8 | 78·0 | 100·2 | 72·2 | 87·7 | 66·4 | 92·0 | 59·8 | 1 | 7 | 4 | |
| Kurnool ... ... ... | 2·15 | 28·26 | 7·11 | 37·52 | 104·2 | 80·6 | 111·6 | 65·8 | 89·9 | 73·4 | 94·5 | 69·9 | 87·9 | 62·4 | 91·0 | 53·2 | 1 | 6 | 2 | |
| Madras ... ... ... | 0·52 | 18·20 | 9·27 | 27·99 | 101·3 | 82·0 | 109·0 | 76·3 | 92·7 | 76·4 | 99·2 | 72·4 | 86·6 | 69·3 | 88·0 | 62·9 | 2 | 7 | 5 | |
| Madura ... ... ... | 7·13 | 17·28 | 15·35 | 39·76 | 101·0 | 78·4 | 105·5 | 71·0 | 94·7 | 74·7 | 98·4 | 71·5 | 87·8 | 70·2 | 89·8 | 64·7 | 2 | 5 | 3 | |
| Mangalore ... ... ... | 7·80 | 74·97 | 6·78 | 89·55 | 89·6 | 77·9 | 91·8 | 71·9 | 81·8 | 73·8 | 86·8 | 70·5 | 88·9 | 70·7 | 92·3 | 66·0 | 4 | 8 | 2 | |
| Masulipatam ... ... | ... | 16·41 | 17·47 | 33·88 | 102·8 | 83·6 | 113·7 | 80·1 | 90·7 | 77·7 | 99·7 | 72·1 | 84·3 | 69·4 | 85·5 | 64·2 | 3 | 8 | 4 | |
| Mercara ... ... ... | 10·73 | 84·12 | 12·76 | 107·61 | 81·6 | 64·5 | 87·5 | 61·2 | 68·4 | 59·5 | 74·3 | 54·5 | 77·6 | 56·7 | 87·6 | 51·1 | 5 | 9 | 7 | |
| Negapatam ... ... | 4·07 | 13·18 | 28·49 | 45·74 | 98·7 | 80·2 | 104·1 | 73·7 | 91·6 | 76·4 | 97·1 | 71·7 | 82·8 | 72·5 | 83·9 | 66·7 | 4 | 6 | 7 | |
| Rajahmundry ... ... | 0·68 | 35·06 | 8·11 | 43·85 | 106·1 | 82·8 | 113·6 | 73·1 | 86·0 | 75·1 | 93·5 | 72·1 | 87·7 | 68·3 | 90·0 | 62·0 | 4 | 7 | 3 | |
| Salem ... ... ... | 7·58 | 16·40 | 7·68 | 31·66 | 100·1 | 75·3 | 106·1 | 68·5 | 91·7 | 72·3 | 98·3 | 69·9 | 89·4 | 65·4 | 91·9 | 59·4 | 4 | 6 | 5 | |
| Secunderabad ... ... | 1·86 | 30·43 | 2·63 | 34·92 | 105·6 | 80·0 | 109·8 | 66·5 | 84·8 | 70·7 | 92·4 | 68·9 | 85·0 | 61·9 | 90·1 | 51·7 | 2 | 8 | 5 | |
| Trichinopoly ... ... | 2·42 | 12·29 | 19·96 | 34·67 | 104·3 | 79·3 | 109·0 | 71·9 | 96·6 | 77·0 | 101·1 | 73·1 | 88·1 | 68·6 | 91·1 | 61·7 | 4 | 7 | 5 | |
| Wellington ... ... | 14·72 | 13·79 | 19·34 | 47·85 | 77·4 | 57·9 | 80·2 | 54·7 | 71·3 | 56·4 | 76·1 | 52·5 | 67·4 | 47·1 | 71·2 | 41·2 | 4 | 8 | 6 | |







## B.—POLITICAL RELATIONS.

### (3)—*Native States for the year* 1890-91.

| Name of state. | In subsidiary alliance or feudatory. | Tribute in men or money. | Population according to the census taken in 1891. | Supposed gross revenue. | Military force. | Transit duties or not. | Principal articles of production, including manufactures and mines. |
|---|---|---|---|---|---|---|---|
| 1 | 2 | 3 | 4 | 5 | 6 | 7 | 8 |
| 1. Travancore ... ... | In subsidiary alliance ... | In money, Rs. 8,10,652 per annum. | 2,557,736 | Rs. 78,48,284 ... | 1,360 infantry, 60 cavalry, and 30 artillery with four guns, drummers, fifers, and band not included. | None ... ... | Pepper, cardamom, cocoanut, areca-nut, tamarind, coffee, tea, jacks, tapioca and yams. Rice, horse-gram, green-gram, dholl, gingelly and laurel-nut. Teak and other timber.<br>*Manufactures.*<br>Cocoanut, gingelly, lemon-grass and laurel-oils. Jaggery and molasses, salt, arrack, cotton-cloths and yarn, pottery, coir-yarn, coir-rope and coir-matting. No mines are regularly worked, but plumbago is found. |
| 2. Cochin ... ... | Do. do. ... ... | In money Rs. 2,00,000. | 722,906 | Rs. 17,29,885-6-6 ... | 325 men ... ... ... | None ... ... | Paddy, cocoanut, coffee, pepper, timber, cardamom, areca-nut, hides, cocoanut-oil, mats, coir-yarn, coir-mats, and grass mats. |
| 3. Pudukota ... ... | Feudatory ... ... ... | None ... ... ... | 373,096 | Rs. 10,00,000 inclusive of jagir, devastanam and other alienated villages, the revenue of which amounts to Rs. 3,00,000. | 157 men ... ... ... | None ... ... | Paddy. Other grains, such as varagu, &c. Kavi or red-ochre and iron, besides granite. |
| 4. Banganapalle ... | In subsidiary alliance ... ... | None ... ... ... | 35,496 | Rs. 2,08,629 ... ... | None ... ... ... ... | None ... ... | "Jonna" (Holcus sorghum), "sazza" (Holcus spicatus), "korra" (Panicum Italicum), "arika" (Paspalum frumentaceum), indigo, mangoes, oranges, country cloth, lacquered ware and small diamond mine. |
| 5. Sandur ... ... | Feudatory ... ... ... | None ... ... ... | 11,388 | Rs. 49,530 ... ... | None ... ... ... ... | None ... ... | Cholam, tobacco, sugar-cane, jaggery and betel-leaves. |

## B.—POLITICAL RELATIONS—*continued.*

### (4)—*Native Chiefs and principal male members of their families for the year* 1890-91.

| Name of individual and state and family to which he belongs. | Present position. | Caste or race and religion. | Age. | How educated. | How employed. | Has sanad authorizing adoption or not. | Family follows primogeniture or not. | Has male heirs or not. | Remarks. |
|---|---|---|---|---|---|---|---|---|---|
| 1 | 2 | 3 | 4 | 5 | 6 | 7 | 8 | 9 | 10 |
| **1. TRAVANCORE STATE.** | | | | | | | | | |
| *Name.*—His Highness Maharaja Sri Rama Varma, Knight Grand Commander of the Most Exalted Order of the Star of India. | The Maharaja ... ... ... | *Caste.*—Kshetrya. *Race.*—Race of Sheraman Perumal. *Religion.*—Hinduism. | 33 | ... | Rules the country. | Yes; the right of adopting nieces to perpetuate the line. | Descent in the female line. | All those mentioned in column 1 are heirs to the throne. | |
| Raja Kerala Varma ... | The Elaya Raja (nephew) ... | | 26 | ... | Private life. | | | | |
| Rama Varma ... | The 1st Prince ( do. ) ... | | 23 | ... | Do. | | | | |
| Marthanda Varma (Bachelor of Arts). | The 2nd do. ( do. ) ... | | 19 | ... | Do. | | | | |
| *Family Name.*—Thripathathu Swarupam. | | | | | | | | | |
| **2. COCHIN STATE.** | | | | | | | | | |
| *Name.*—His Highness Virakérala Varma of Perumpadappu Swarupam. | Rajah ... ... ... ... ... | *Caste.*—Kshetrya ... *Religion.*—Hinduism. | 44 | Private tuition in English, Malayalam and Sanskrit. | In governing the country. | Holds sanad authorizing adoption. | Succession devolves on the eldest male member of the family according to the Malabar law. | Has male heirs. | |
| **3. PUDUKOTA.** | | | | | | | | | |
| *Name.*—His Highness Sri Brihadámba Das, Raja Márthánda Bhairava Tondaman Bahadur, Pudukota State, Tondaman family. | Independent ... ... ... ... | *Caste.*—Kallar ... *Religion.*—Hinduism, Siva sect. | 15 | Is being educated by an English tutor (Mr. F. F. Crossley, B.A., Trinity College). | Being a minor; the young Raja is being educated and trained up, the state being administered by a Regent. | Has sanad for adoption. | Follows primogeniture. | Not yet married. | |
| *Principal male member of the Raja's family*—Balasubramania Raghunatha Tondaman, cousin of His Highness the Raja. | Has a jagir which has descended to him from his father, the Raja's late paternal uncle. | Do. ... | 28 | Was educated in the College, Madras; has matriculated. | Jágirdar ... | ..... | ..... | Has two sons. | |
| **4. BANGANAPALLE.** | | | | | | | | | |
| Saiyid Fath 'Ali Khan Bahadur, C.S.I., Nawab of Banganapalle State, nephew and son-in-law of the late Nawab Saiyid Ghulam 'Ali Khan Bahadur. | Nawab of Banganapalle ... | Mussalman Shia sect. | 43 | By private tutor... | In administering his state. | Has male issue; nearest relative is taken for the state. | Yes ... ... | Has three sons, *Vide* col. 1. | |
| Saiyid Murtuza 'Ali Khan Bahadur, younger brother of the present Nawab. | Under the control of the Nawab ... | Do. do. ... | 38 | Do. ... | Reading ... | ..... | ..... | ..... | |
| Saiyid Ghulam 'Ali Khan Bahadur, first son of the present Nawab. | Do. do. ... | Do. do. ... | 17 | Do. ... | Do. ... | ..... | ..... | ..... | |
| Saiyid Asad 'Ali Khan Bahadur, second son of the present Nawab. | Do. do. ... | Do. do. ... | 11 | Do. ... | Do. ... | ..... | ..... | ..... | |
| Saiyid Husain 'Ali Khan Bahadur, third son of the present Nawab. | Do. do. ... | Do. do. ... | 4 yrs. 8 mths. | Do. ... | Do. ... | ..... | ..... | ..... | |
| **5. SANDUR.** | | | | | | | | | |
| Ramachandra Vittal Rao Sahib, Ghorepaday, descended from Maloji Rao Ghorepaday, an officer in the army of the Bijapur state. | Raja ... ... ... ... ... | Mahratta ... ... | 41 | Privately ... | In administering his state. | Adoption allowed under Lord Canning's sanad. | Yes ... ... | None. | |
| Maloji Rao Ghorepaday *alias* Balla Sahib Ghorepaday. | Brother to the Raja ... | Do. ... ... | 34 | Do. ... | Police Superintendent. | ... ... | — ..... | None. | |



233

## C.—(5)—CIVIL DIVISIONS OF BRITISH TERRITORY

| Districts. | | | Number of sub-divisions. | Area in square miles. | Population. | Chief town with population. | Number of villages. |
|---|---|---|---|---|---|---|---|
| Ganjam. | Civil | District Judge | 1 | 8,369 | 1,893,813 | Berhampore ... 24,548 | 6,938 |
| | | District Munsifs | 4 | | | | |
| | Criminal | District Magistrate | 1 | | | | |
| | | Divisional Magistrates | 5 | | | | |
| | | Sub-Magistrates | 15 | | | | |
| | Revenue | Collector | 1 | | | | |
| | | Divisional Officers | 5 | | | | |
| | | Tahsildars and Deputy Tahsildars in independent charge of Zamindari Divisions | 6 | | | | |
| | Agency | Agency Judge | 1 | | | | |
| | | Assistant Judges | 3 | | | | |
| | | Hill Munsifs | 4 | | | | |
| Vizagapatam. | Civil | District Judge | 1 | 16,992 | 2,795,054 | Vizagapatam ... 33,686 | 12,982 |
| | | District Munsifs | 6 | | | | |
| | Criminal | District Magistrate | 1 | | | | |
| | | Divisional Magistrates | 5 | | | | |
| | | Sub-Magistrates | 23 | | | | |
| | Revenue | Collector | 1 | | | | |
| | | Divisional Officers | 5 | | | | |
| | | Tahsildars and Deputy Tahsildars in independent charge of Zamindari Divisions | 23 | | | | |
| | Agency | Agency Judge | 1 | | | | |
| | | Assistant Judges | 3 | | | | |
| | | District Munsifs | 10 | | | | |
| Godavari. | Civil | District Judge | 1 | 7,857 | 2,078,234 | Cocanada ... 40,553 | 2,612 |
| | | Sub-Judges | 2 | | | | |
| | | District Munsifs | 7 | | | | |
| | Criminal | District Magistrate | 1 | | | | |
| | | Divisional Magistrates | 5 | | | | |
| | | Sub-Magistrates | 22 | | | | |
| | Revenue | Collector | 1 | | | | |
| | | Divisional Officers | 4 | | | | |
| | | Tahsildars and Deputy Tahsildars in independent charge of Zamindari Divisions | 12 | | | | |
| | Agency | Agency Judge | 1 | | | | |
| | | Assistant Judges | 4 | | | | |
| | | District Munsifs | 4 | | | | |
| Kistna. | Civil | District Judge | 1 | 8,397 | 1,853,106 | Masulipatam ... 33,809 | 1,940 |
| | | District Munsifs | 5 | | | | |
| | Criminal | District Magistrate | 1 | | | | |
| | | Divisional Magistrates | 5 | | | | |
| | | Sub-Magistrates | 20 | | | | |
| | Revenue | Collector | 1 | | | | |
| | | Divisional Officers | 4 | | | | |
| | | Tahsildars | 13 | | | | |
| Nellore. | Civil | District Judge | 1 | 8,765 | 1,461,881 | Nellore ... 29,336 | 1,901 |
| | | District Munsifs | 4 | | | | |
| | Criminal | District Magistrate | 1 | | | | |
| | | Divisional Magistrates | 4 | | | | |
| | | Sub-Magistrates | 18 | | | | |
| | Revenue | Collector | 1 | | | | |
| | | Divisional Officers | 3 | | | | |
| | | Tahsildars and Deputy Tahsildars in independent charge of Zamindari Divisions | 13 | | | | |
| Cuddapah. | Civil | District Judge | 1 | 8,730 | 1,268,887 | Cuddapah ... 17,379 | 1,340 |
| | | District Munsifs | 4 | | | | |
| | Criminal | District Magistrate | 1 | | | | |
| | | Divisional Magistrates | 4 | | | | |
| | | Sub-Magistrates | 15 | | | | |
| | Revenue | Collector | 1 | | | | |
| | | Divisional Officers | 4 | | | | |
| | | Tahsildars | 11 | | | | |
| Anantapur. | Civil | Sub-Judge | 1 | 5,572 | 707,555 | Anantapur ... 6,094 | 966 |
| | | District Munsifs | 2 | | | | |
| | Criminal | District Magistrate | 1 | | | | |
| | | Divisional Magistrates | 3 | | | | |
| | | Sub-Magistrates | 11 | | | | |
| | Revenue | Collector | 1 | | | | |
| | | Divisional Officers | 3 | | | | |
| | | Tahsildars | 7 | | | | |
| Bellary. | Civil | District Judge | 1 | 6,616 | 900,667 | Bellary ... 51,330 | 628 |
| | | Sub-Judge | 1 | | | | |
| | | District Munsifs | 2 | | | | |
| | Criminal | District Magistrate | 1 | | | | |
| | | Divisional Magistrates | 3 | | | | |
| | | Sub-Magistrates | 12 | | | | |
| | Revenue | Collector | 1 | | | | |
| | | Divisional Officers | 3 | | | | |
| | | Tahsildars | 8 | | | | |
| Kurnool. | Civil | District Judge | 1 | 7,514 | 817,528 | Kurnool ... 24,004 | 786 |
| | | District Munsifs | 3 | | | | |
| | Criminal | District Magistrate | 1 | | | | |
| | | Divisional Magistrates | 4 | | | | |
| | | Sub-Magistrates | 13 | | | | |
| | Revenue | Collector | 1 | | | | |
| | | Divisional Officers | 4 | | | | |
| | | Tahsildars | 8 | | | | |



## IN THE MADRAS PRESIDENCY FOR 1890-91.

| How many Civil and Revenue Judges of all sorts. | How many Magistrates of all sorts. | Maximum distance in miles of villages from nearest Court. | Average distance in miles of villages from nearest Court. | Number of Police. | Total cost of officials and Police of all kinds. | Revenue. | |
|---|---|---|---|---|---|---|---|
| | | | | | | Land. | Gross. |
| | | | | | Rs. | Rs. | Rs. |
| Civil ... 13<br>Revenue ... 6 | District Magistrate ... 1<br>Divisional Magistrates 5<br>2nd-class Magistrates ... 16<br>3rd-class Magistrates ... 3<br>Special Magistrate (1st class). 1<br>Special Magistrates (3rd do.). 2<br>Magisterial Bench (2nd do.). 1<br>— 29 | Civil ... 40<br>Criminal—<br>(a) Divisional Magistrates. 91<br>(b) Taluk and Sub-Magistrates 66<br>Revenue ... 50<br>Civil (Agency) 66 | 18·5<br>28·3<br>16·3<br>21<br>26·8 | 1,094 | 6,36,771 | 14,16,180 | 17,73,686 |
| Civil ... 21<br>Revenue ... 6 | District Magistrate ... 1<br>Divisional Magistrates 5<br>2nd-class Magistrates 22<br>3rd-class Magistrates ... 3<br>Magisterial Benches 3<br>Special Magistrates 6<br>— 40 | Civil ... 48<br>Criminal—<br>(a) Divisional Magistrates. 57<br>(b) Taluk and Sub-Magistrates 33<br>Revenue ... 57<br>Agency tracts—<br>Civil ... 116<br>Criminal—<br>(a) Divisional Magistrates. 150<br>(b) Taluk and Sub-Magistrates 116<br>Revenue ... 150 | 18<br>21<br>9<br>21<br>25<br>47<br>22<br>47 | 1,686 | 8,66,846 | 14,47,716 | 20,45,390 |
| Civil ... 19<br>Revenue ... 6 | District Magistrate ... 1<br>Divisional Magistrates 5<br>2nd-class Magistrates 27<br>Agency Magistrates (2nd class).* 4<br>Agency Magistrate (3rd do.) 1<br>Special Magistrate (1st class). 1<br>Do. (2nd do.) 1<br>Do. (3rd do.) 1<br>Magisterial Benches ... 3<br>— 44 | Civil ... 60<br>Do. (Agency) ... 80<br>Criminal—<br>(a) Divisional Magistrates. 60<br>Do. (Agency). 76<br>(b) Taluk and Sub-Magistrates 47<br>Do. Agency ... 80<br>Revenue ... 60<br>Do. (Agency). 76 | 14<br>18<br>23<br>26<br>12<br>24<br>23<br>26 | 1,113 | 10,31,705 | 48,30,198 | 61,04,508 |
| Civil ... 6<br>Revenue ... 5 | District Magistrate ... 1<br>Divisional Magistrates 4<br>Other Magistrates (2nd class). 25<br>Do. (3rd do.). 9<br>Magisterial Benches (3rd class). 3<br>Special Magistrate (1st class). 1<br>Special Magistrates (3rd do.) 4<br>— 47 | Civil ... 78<br>Criminal—<br>(a) Divisional Magistrates. 78<br>(b) Taluk and Sub-Magistrates 32<br>Revenue ... 78 | 20<br>25<br>12<br>25 | 1,210 | 5,99,655 | 49,94,895 | 62,73,133 |
| Civil ... 5<br>Revenue ... 4 | District Magistrate ... 1<br>Divisional Magistrates 4<br>2nd-class Magistrates ... 23<br>3rd-class Magistrates ... 4<br>Magisterial Benches ... 2<br>— 34 | Civil ... 100<br>Criminal—<br>(a) Divisional Magistrates. 70<br>(b) Taluk and Sub-Magistrates 50<br>Revenue ... 70 | 37<br>24<br>10<br>24 | 1,171 | 4,61,351 | 27,24,516 | 31,98,547 |
| Civil ... 5<br>Revenue ... 5 | District Magistrate ... 1<br>Divisional Magistrates ... 4<br>2nd-class Magistrates ... 18<br>3rd-class Magistrates ... 3<br>Magisterial Bench (3rd class). 1<br>— 32 | Civil ... 80<br>Criminal—<br>(a) Divisional Magistrates. 80<br>(b) Taluk and Sub-Magistrates 37<br>Revenue ... 80 | 25<br>29<br>10<br>29 | 1,023 | 4,95,913 | 17,27,631 | 23,05,777 |
| Civil ... 3<br>Revenue ... 4 | District Magistrate ... 1<br>Divisional Magistrates ... 3<br>Special 1st-class Magistrate ... 1<br>Other Magistrates (2nd class). 17<br>Other Magistrate (3rd do.)... 5<br>Magisterial Bench ... 1<br>— 28 | Civil ... 65<br>Criminal—<br>(a) Divisional Magistrates. 65<br>(b) Taluk and Sub-Magistrates 40<br>Revenue ... 65 | 28<br>27<br>12<br>27 | 533 | 2,58,431 | 9,59,803 | 14,77,438 |
| Civil ... 4<br>Revenue ... 4 | District Magistrate ... 1<br>Divisional Magistrates ... 4<br>Other Magistrates (2nd class). 19<br>Other Magistrate (3rd do.). 1<br>Special Magistrates (3rd class). 5<br>Magisterial Benches (3rd class) 3<br>— 33 | Civil ... 75<br>Criminal—<br>(a) Divisional Magistrates. 62<br>(b) Taluk and Sub-Magistrates 34<br>Revenue ... 62 | 30<br>26<br>12<br>26 | 656 | 6,36,310 | 14,01,170 | 23,13,509 |
| Civil ... 4<br>Revenue ... 5 | District Magistrate ... 1<br>Divisional Magistrates ... 4<br>2nd-class Magistrates ... 14<br>3rd-class Magistrates ... 7<br>Special Magistrates (3rd class) 2<br>Magisterial Bench ... 1<br>— 29 | Civil ... 70<br>Criminal—<br>(a) Divisional Magistrates. 70<br>(b) Taluk and Sub-Magistrates 65<br>Revenue ... 70 | 27<br>27<br>24<br>27 | 997 | 5,57,805 | 14,39,574 | 20,10,124 |

* Of the four Agency (2nd class) Magistrates, three exercise powers in the ordinary tracts also.

## C.—(5)—CIVIL DIVISIONS OF BRITISH TERRITORY

| Districts. | | — | Number of sub-divisions. | Area in square miles. | Population. | Chief town with population. | Number of villages. |
|---|---|---|---|---|---|---|---|
| Madras. | Civil | | 1 | 29 | 452,518 | Madras ... 452,518 | 21 |
| | Criminal | Presidency Magistrates | 2 | | | | |
| | Revenue | | 1 | | | | |
| Chingleput. | Civil | District Judge | 1 | 2,842 | 1,137,333 | Saidápet ... 5,702 | 2,073 |
| | | District Munsifs | 3 | | | | |
| | | Small Cause Judge | 1 | | | | |
| | Criminal | District Magistrate | 1 | | | | |
| | | Divisional Magistrates | 3 | | | | |
| | | Cantonment Magistrates | 3 | | | | |
| | | Sub-Magistrates | 11 | | | | |
| | Revenue | Collector | 1 | | | | |
| | | Divisional Officers | 3 | | | | |
| | | Tahsildars | 6 | | | | |
| North Arcot. | Civil | District Judge | 1 | 7,680 | 2,178,223 | Chittoor ... 9,965 | 3,724 |
| | | District Munsifs | 5 | | | | |
| | Criminal | District Magistrate | 1 | | | | |
| | | Divisional Magistrates | 4 | | | | |
| | | Sub-Magistrates | 20 | | | | |
| | Revenue | Collector | 1 | | | | |
| | | Divisional Officers | 4 | | | | |
| | | Tahsildars and Deputy Tahsildars in independent charge of Zamindari Divisions | 16 | | | | |
| South Arcot. | Civil | District Judge | 1 | 5,210 | 2,159,786 | Cuddalore ... 47,355 | 3,234 |
| | | District Munsifs | 5 | | | | |
| | Criminal | District Magistrate | 1 | | | | |
| | | Divisional Magistrates | 4 | | | | |
| | | Sub-Magistrates | 17 | | | | |
| | Revenue | Collector | 1 | | | | |
| | | Divisional Officers | 4 | | | | |
| | | Tahsildars | 8 | | | | |
| Tanjore. | Civil | District Judge | 1 | 3,594 | 2,227,514 | Tanjore ... 54,390 | 3,551 |
| | | Sub-Judges | 3 | | | | |
| | | District Munsifs | 11 | | | | |
| | Criminal | District Magistrate | 1 | | | | |
| | | Divisional Magistrates | 5 | | | | |
| | | Sub-Magistrates | 21 | | | | |
| | Revenue | Collector | 1 | | | | |
| | | Divisional Officers | 5 | | | | |
| | | Tahsildars | 9 | | | | |
| Trichinopoly. | Civil | District Judge | 1 | 3,631 | 1,377,333 | Trichinopoly ... 90,609 | 1,634 |
| | | District Munsifs | 3 | | | | |
| | Criminal | District Magistrate | 1 | | | | |
| | | Divisional Magistrates | 3 | | | | |
| | | Sub-Magistrates | 10 | | | | |
| | Revenue | Collector | 1 | | | | |
| | | Divisional Officers | 3 | | | | |
| | | Tahsildars | 5 | | | | |
| Madura. | Civil | District Judge | 1 | 8,658 | 2,608,150 | Madura ... 87,428 | 5,403 |
| | | Sub-Judges | 2 | | | | |
| | | District Munsifs | 6 | | | | |
| | Criminal | District Magistrate | 1 | | | | |
| | | Divisional Magistrates | 4 | | | | |
| | | Sub-Magistrates | 19 | | | | |
| | Revenue | Collector | 1 | | | | |
| | | Divisional Officers | 4 | | | | |
| | | Tahsildars and Deputy Tahsildars in independent charge of Zamindari Division | 13 | | | | |
| Tinnevelly. | Civil | District Judge | 1 | 5,387 | 1,917,624 | Tinnevelly ... 24,768 | 1,621 |
| | | Sub-Judge | 1 | | | | |
| | | District Munsifs | 6 | | | | |
| | Criminal | District Magistrate | 1 | | | | |
| | | Divisional Magistrates | 4 | | | | |
| | | Sub-Magistrates | 17 | | | | |
| | Revenue | Collector | 1 | | | | |
| | | Divisional Officers | 4 | | | | |
| | | Tahsildars | 9 | | | | |
| Coimbatore. | Civil | District Judge | 1 | 7,860 | 1,999,432 | Coimbatore ... 46,383 | 1,558 |
| | | District Munsifs | 5 | | | | |
| | Criminal | District Magistrate | 1 | | | | |
| | | Divisional Magistrates | 4 | | | | |
| | | Sub-Magistrates | 17 | | | | |
| | Revenue | Collector | 1 | | | | |
| | | Divisional Officers | 4 | | | | |
| | | Tahsildars | 10 | | | | |
| Nilgiris. | Civil | Sub-Judge | 1 | 957 | 99,801 | Ootacamund ... 15,053 | 48 |
| | | District Munsif | 1 | | | | |
| | Criminal | District Magistrate | 1 | | | | |
| | | Divisional Magistrate | 1 | | | | |
| | | Sub-Magistrates | 3 | | | | |
| | Revenue | Collector | 1 | | | | |
| | | Divisional Officer | 1 | | | | |
| | | Deputy Tahsildars | 3 | | | | |
| Salem. | Civil | District Judge | 1 | 7,471 | 1,962,566 | Salem ... ... 67,710 | 4,590 |
| | | District Munsifs | 4 | | | | |
| | Criminal | District Magistrate | 1 | | | | |
| | | Divisional Magistrates | 4 | | | | |
| | | Sub-Magistrates | 19 | | | | |
| | Revenue | Collector | 1 | | | | |
| | | Divisional Officers | 4 | | | | |
| | | Tahsildars | 9 | | | | |



## IN THE MADRAS PRESIDENCY FOR 1890-91—*continued.*

| How many Civil and Revenue Judges of all sorts. | How many Magistrates of all sorts. | Maximum distance in miles of villages from nearest Court. | Average distance in miles of villages from nearest Court. | Number of Police. | Total cost of officials and Police of all kinds. | Revenue. | |
|---|---|---|---|---|---|---|---|
| | | | | | | Land. | Gross. |
| | | | | | Rs. | Rs. | Rs. |
| Civil ... 10<br>Revenue ... 2 | Four | Civil ... 5<br>Criminal—<br>Presidency Magistrates ... 5<br>Revenue ... 5 | 3<br><br>2·5<br>3 | 1,106 | 32,46,303 | 79,917 | 38,60,130 |
| Civil ... 5<br>Revenue ... 4 | District Magistrate ... 1<br>Divisional Magistrates ... 3<br>Cantonment Magistrates (1st class) ... 2<br>2nd-class Magistrates ... 15<br>3rd-class Magistrates ... 2<br>Magisterial Benches ... 5<br>28 | Civil ... 49<br>Criminal—<br>(a) Divisional Magistrates. 75<br>(b) Taluk and Sub-Magistrates ... 26<br>Revenue ... 75 | 16<br><br>22<br><br>3<br>22 | 606 | 7,41,719 | 13,17,619 | 17,50,983 |
| Civil ... 6<br>Revenue ... 5 | District Magistrate ... 1<br>Divisional Magistrates ... 4<br>2nd-class Magistrates ... 24<br>3rd-class Magistrates ... 5<br>Special Magistrates (3rd class) 5<br>Magisterial Benches ... 5<br>44 | Civil ... 50<br>Criminal—<br>(a) Divisional Magistrates. 95<br>(b) Taluk and Sub-Magistrates ... 30<br>Revenue ... 95 | 20<br><br>28<br><br>14<br>28 | 1,314 | 9,37,690 | 26,79,234 | 40,53,660 |
| Civil ... 6<br>Revenue ... 7 | District Magistrate ... 1<br>Divisional Magistrates ... 4<br>2nd-class Magistrates ... 20<br>3rd-class Magistrates ... 6<br>Magisterial Benches ... 2<br>Special Magistrates ... 5<br>38 | Civil ... 64<br>Criminal—<br>(a) Divisional Magistrates. 64<br>(b) Taluk and Sub-Magistrates ... 37<br>Revenue ... 64 | 28<br><br>38<br><br>21<br>38 | 929 | 6,15,182 | 33,09,779 | 44,95,713 |
| Civil ... 15<br>Revenue ... 6 | District Magistrate ... 1<br>Divisional Magistrates ... 5<br>Other Magistrates (2nd class) 27<br>Do. (3rd do.) 3<br>Special Magistrate (1st do.) 1<br>Special Magistrates (3rd class) 2<br>Magisterial Benches ... 5<br>44 | Civil ... 51<br>Criminal—<br>(a) Divisional Magistrates. 80<br>(b) Taluk and Sub-Magistrates ... 28<br>Revenue ... 80 | 11·7<br><br>22·5<br><br>9·1<br>22·5 | 1,216 | 14,26,338 | 46,26,224 | 67,87,203 |
| Civil ... 4<br>Revenue ... 4 | District Magistrate ... 1<br>Divisional Magistrates ... 3<br>2nd-class Magistrates ... 13<br>3rd-class Magistrates ... 4<br>Magisterial Benches ... 2<br>23 | Civil ... 45<br>Criminal—<br>(a) Divisional Magistrates. 46<br>(b) Taluk and Sub-Magistrates ... 32<br>Revenue ... 46 | 15<br><br>15<br><br>9·5<br>15 | 711 | 4,72,557 | 15,20,915 | 20,31,233 |
| Civil ... 9<br>Revenue ... 5 | District Magistrate ... 1<br>Divisional Magistrates ... 4<br>2nd-class Magistrates ... 23<br>3rd-class Magistrates ... 2<br>Magisterial Benches (3rd class) 2<br>Special Magistrates (3rd do.) 2<br>34 | Civil ... 77<br>Criminal—<br>(a) Divisional Magistrates. 76<br>(b) Taluk and Sub-Magistrates ... 40<br>Revenue ... 87 | 24<br><br>24<br><br>13<br>26 | 1,084 | 8,85,883 | 25,04,970 | 35,39,033 |
| Civil ... 8<br>Revenue ... 5 | District Magistrate ... 1<br>Divisional Magistrates ... 4<br>2nd-class Magistrates ... 20<br>3rd-class Magistrates ... 6<br>Special Magistrates (3rd class) 4<br>Magisterial Benches (3rd do.) 4<br>39 | Civil ... 69<br>Criminal—<br>(a) Divisional Magistrates. 50<br>(b) Taluk and Sub-Magistrates ... 30<br>Revenue ... 50 | 16<br><br>19<br><br>9<br>19 | 944 | 7,31,310 | 24,65,620 | 32,04,408 |
| Civil ... 6<br>Revenue ... 6 | District Magistrate ... 1<br>Divisional Magistrates ... 4<br>Other 2nd-class Magistrate ... 1<br>Other 3rd-class Magistrate ... 1<br>2nd-class Magistrates ... 21<br>3rd-class Magistrates ... 6<br>Magisterial Benches ... 3<br>37 | Civil ... 68<br>Criminal—<br>(a) Divisional Magistrates. 105<br>(b) Taluk and Sub-Magistrates ... 52<br>Revenue ... 105 | 22<br><br>28<br><br>9<br>28 | 876 | 10,89,266 | 26,43,719 | 36,51,357 |
| Civil ... 2<br>Revenue ... 2 | District Magistrate ... 1<br>Divisional Magistrate ... 1<br>Other 1st-class Magistrates ... 2<br>2nd-class Magistrates ... 2<br>3rd-class Magistrate ... 1<br>Special Magistrates (3rd class) 2<br>Magisterial Bench ... 1<br>10 | Civil ... 52<br>Criminal—<br>(a) Divisional Magistrates. 35<br>(b) Taluk and Sub-Magistrates ... 35<br>Revenue ... 35 | 35<br><br>14<br><br>13<br>14 | 185 | 3,98,609 | 1,49,942 | 4,01,331 |
| Civil ... 5<br>Revenue ... 5 | District Magistrate ... 1<br>Divisional Magistrates ... 4<br>Other 1st-class Magistrate ... 1<br>2nd-class Magistrates ... 24<br>3rd-class Magistrates ... 4<br>Magisterial Benches ... 2<br>Special Magistrates ... 6<br>42 | Civil ... 85<br>Criminal—<br>(a) Divisional Magistrates. 69<br>(b) Taluk and Sub-Magistrates ... 50<br>Revenue ... 69 | 27<br><br>26<br><br>12<br>26 | 1,067 | 7,31,097 | 22,24,721 | 30,82,193 |

## C.—(5)—CIVIL DIVISIONS OF BRITISH TERRITORY

| Districts. | | | Number of sub-divisions. | Area in square miles. | Population. | Chief town with population. | Number of villages. |
|---|---|---|---|---|---|---|---|
| South Canara. | Civil ... | District Judge | 1 | 3,902 | 1,051,826 | Mangalore ... 38,913 | 1,282 |
| | | Sub-Judge | 1 | | | | |
| | | District Munsifs | 6 | | | | |
| | Criminal ... | District Magistrate | 1 | | | | |
| | | Divisional Magistrates | 2 | | | | |
| | | Sub-Magistrates | 11 | | | | |
| | Revenue ... | Collector | 1 | | | | |
| | | Divisional Officers | 2 | | | | |
| | | Tahsildars | 5 | | | | |
| Malabar. | Civil ... | District Judges | 2 | 5,586 | 2,640,526 | Calicut ... 66,078 | 436 |
| | | Sub-Judges | 4 | | | | |
| | | District Munsifs | 19 | | | | |
| | Criminal ... | District Magistrate | 1 | | | | |
| | | Divisional Magistrates | 6 | | | | |
| | | Sub-Magistrates | 23 | | | | |
| | Revenue ... | Collector | 1 | | | | |
| | | Divisional Officers | 6 | | | | |
| | | Tahsildars | 9 | | | | |
| | | Total ... | ... | 141,619 | 35,589,360 | ... | 59,268 |

NOTE 1.—The population has been adopted from the census figures of 1891; the figures relating to Sandúr, Banganapalle and Pudukóta have been excluded from those for Bellary, Kurnool and Trichinopoly, respectively.

2.—The total land revenue and the total gross revenue entered in columns 14 and 15 are exclusive of Rs. 4,923 and Rs. 192,79,615, respectively, for which districtwar particulars are not known. The latter sum is composed of land revenue, Rs. 4,923; assessed taxes, Rs. 77,396; salt, Rs. 191,95,523; and stamps, Rs. 1,773. The salt revenue according to *divisions* was as shown below:—

| *Divisions.* | Revenue. Rs. |
|---|---|
| 1. Chatrapur division (part of Ganjam) ... ... ... ... ... ... | 14,27,592 |
| 2. Chicacole division (the remaining part of Ganjam and Vizagapatam) ... ... | 19,14,154 |
| 3. Masulipatam division (Godávari and Kistna) ... ... ... ... ... | 16,52,686 |
| 4. Nellore division (part of Kistna and Nellore) ... ... ... ... ... | 27,52,592 |
| 5. Chingleput division (part of Nellore, Madras and Chingleput) ... ... | 55,22,556 |
| 6. Negapatam division (South Arcot and Tanjore) ... ... ... ... ... | 25,38,801 |
| 7. Tinnevelly division (Madura and Tinnevelly) ... ... ... ... ... | 32,75,989 |
| 8. Calicut division (South Canara and Malabar) ... ... ... ... ... | 1,10,672 |
| 9. Arcot ... ... ... ... ... ... ... ... ... | 397 |
| 10. Commissioner and Deputy Commissioners ... ... ... ... ... ... | 84 |
| Total ... | 191,95,523 |



239

## IN THE MADRAS PRESIDENCY FOR 1890-91—*continued.*

| How many Civil and Revenue Judges of all sorts. | How many Magistrates of all sorts. | Maximum distance in miles of villages from nearest Court. | Average distance in miles of villages from nearest Court. | Number of Police. | Total cost of officials and Police of all kinds. | Revenue. Land. | Revenue. Gross. |
|---|---|---|---|---|---|---|---|
| | | | | | Rs. | Rs. | Rs. |
| Civil ... 8<br>Revenue 3 | District Magistrate ... ... 1<br>Divisional Magistrates ... 2<br>2nd-class Magistrates ... ... 13<br>3rd-class Magistrates ... ... 3<br>Magisterial Benches ... ... 2<br>Special Magistrates (3rd class). 3<br>24 | Civil ... ... 46<br>Criminal—<br>(*a*) Divisional Magistrates. 67<br>(*b*) Taluk and Sub-Magistrates ... 46<br>Revenue ... 66 | 14<br><br>21<br><br>12<br>21 | 545 | 3,38,750 | 12,78,674 | 18,15,617 |
| Civil ... 25<br>Revenue 7 | District Magistrate ... ... 1<br>Divisional Magistrates ... 6<br>2nd-class Magistrates ... ... 30<br>3rd-class Magistrates ... ... 3<br>Magisterial Benches ... ... 3<br>Special Magistrates (1st class) 2<br>Special Magistrates (3rd do.) 6<br>51 | Civil ... ... 40<br>Criminal—<br>(*a*) Divisional Magistrates. 128<br>(*b*) Taluk and Sub-Magistrates ... 34<br>Revenue ... 128 | 18<br><br>44<br><br>17<br>48 | 1,385 | 15,18,217 | 13,01,288 | 31,23,136 |
| 295 | 734 | ... | ... | 21,451 | * 186,77,710 | 475,44,305 | 685,00,019 |

* Exclusive of the cost of the officers and establishment of (1) Salt and Abkári Department, and (2) Public Works Department, viz., Rs. 13,43,609, and Rs. 21,09,204, respectively, for which only divisionwar particulars are available.

(1) *Salt and Abkári.*

| *Divisions.* | Cost of officials. Rs. | *Divisions.* | Cost of officials. Rs. |
|---|---|---|---|
| Balasore ... ... ... ... ... | 59,391 | Calicut ... ... ... ... ... | 1,99,680 |
| Chatrapur (Puri) ... ... ... | 25,272 | Arcot ... ... ... ... ... | 1,32,133 |
| Do. (Madras) ... ... ... | 39,336 | Central office ... ... ... | 92,335 |
| Chicacole ... ... ... ... | 1,16,114 | Deputy Commissioners and establishment ... ... ... | 53,214 |
| Masulipatam ... ... ... ... | 1,26,753 | Madras town Abkári ... ... | 18,520 |
| Nellore ... ... ... ... ... | 74,274 | Total ... | 13,43,609 |
| Chingleput ... ... ... ... ... | 1,29,791 | | |
| Negapatam ... ... ... ... ... | 1,60,449 | | |
| Tinnevelly ... ... ... ... ... | 1,15,837 | | |

(2) *Public Works Department.*

| *Divisions.* | Cost of officials. Rs. | *Divisions.* | Cost of officials. Rs. |
|---|---|---|---|
| Construction— | | Construction—*continued.* | |
| Architect ... ... ... ... ... | 70,437 | Tank Restoration Scheme ... ... | 46,841 |
| Bellary ... ... ... ... ... | 46,746 | Tinnevelly ... ... ... ... ... | 46,291 |
| Buckingham Canal ... ... ... | 49,466 | Trichinopoly ... ... ... ... ... | 46,807 |
| Chingleput ... ... ... ... ... | 55,224 | Vizagapatam ... ... ... ... ... | 50,623 |
| Coimbatore ... ... ... ... ... | 71,363 | West Coast ... ... ... ... ... | 60,390 |
| Cuddapah ... ... ... ... ... | 30,312 | Workshops (Presidency) ... ... ... | 18,276 |
| Ganjam ... ... ... ... ... | 40,901 | Examiner's Division ... ... ... | 1,039 |
| Godávari, Central ... ... ... | ... | Direction— | |
| Do. Eastern ... ... ... ... | 70,426 | Superintending Engineer, 1st Circle ... | 26,030 |
| Do. Western ... ... ... ... | 92,424 | Do. do. 2nd ,, ... | 24,409 |
| Gudiváda ... ... ... ... ... | 29,122 | Do. do. 3rd ,, ... | 31,312 |
| Kistna, Eastern ... ... ... ... | 57,125 | Do. do. 4th ,, ... | 30,628 |
| Do. Western ... ... ... ... | 62,204 | Do. do. 5th ,, ... | 35,391 |
| Kurnool ... ... ... ... ... | 69,707 | Do. do. 6th ,, ... | 33,254 |
| Madura ... ... ... ... ... | 56,033 | Do. do. Periyar ... | 22,237 |
| Negapatam ... ... ... ... ... | 41,562 | Tank Restoration Scheme ... ... | 13,461 |
| Nellore ... ... ... ... ... | 66,272 | Examiner's Division ... ... ... | 229 |
| Nilgiri ... ... ... ... ... | ... | Secretary to Government, General Branch ... ... ... ... ... | 1,13,594 |
| North Arcot ... ... ... ... ... | 61,064 | Joint Secretary to Government, Irrigation Branch ... ... ... ... | 61,270 |
| Periyar, No. I ... ... ... ... | 80,182 | Accounts— | |
| Do. ,, II ... ... ... ... | 57,942 | Examiner of Public Works Accounts ... | 1,17,678 |
| Presidency ... ... ... ... ... | ... | Total ... | 21,09,204 |
| Ramnad ... ... ... ... ... | ... | | |
| Rushikulya ... ... ... ... ... | 52,338 | | |
| South Arcot ... ... ... ... ... | 76,657 | | |
| Stores (Presidency) ... ... ... | 16,550 | | |
| Tanjore ... ... ... ... ... | 65,482 | | |

# D.—POPULATION.

## (6)—*For the year* 1890-91.

| Districts. | Inhabited houses. | | | Population. | | | | | | | Number per square mile. | Classification of population. | | | | | | |
|---|---|---|---|---|---|---|---|---|---|---|---|---|---|---|---|---|---|---|
| | | | | Adults (above fifteen years of age). | | Children (under fifteen years of age). | | Age not stated. | | | | Christians. | | | | | | |
| | Number of masonry dwellings. | Number of dwellings of all other kinds. | Total. | Men. | Women. | Males. | Females. | Males. | Females. | Total. | | Total. | Europeans. | Eurasians. | Natives. | Others. | Not stated. | Hindus. |
| 1 | 2 | 3 | 4 | 5 | 6 | 7 | 8 | 9 | 10 | 11 | 12 | 13 | 13a * | 14 * | 15 * | 16 * | 17 * | 18 |
| Ganjam | | | 313,725 | 427,800 | 491,039 | 336,302 | 333,689 | 318 | 329 | 1,589,477 | 325 | 2,292 | 126 | 222 | 774 | ... | 415 | 1,532,761 |
| Vizagapatam | | | 413,644 | 559,502 | 601,450 | 400,594 | 380,982 | 318 | 365 | 1,943,211 | 421 | 3,014 | 163 | 394 | 982 | ... | 1,863 | 1,919,070 |
| Godávari | | | 367,067 | 552,383 | 599,920 | 409,663 | 389,060 | 315 | 304 | 1,951,645 | 407 | 8,622 | 250 | 409 | 2,580 | ... | 646 | 1,903,562 |
| Kistna | | | 339,377 | 567,618 | 556,017 | 370,470 | 360,938 | 264 | 275 | 1,855,582 | 221 | 68,524 | 52 | 73 | 15,967 | ... | 20,102 | 1,678,333 |
| Nellore | | | 273,804 | 466,843 | 464,018 | 269,383 | 262,754 | 382 | 356 | 1,463,736 | 167 | 47,176 | 33 | 320 | 17,289 | ... | 3,152 | 1,337,979 |
| Cuddapah | | | 270,121 | 425,254 | 409,471 | 220,856 | 216,027 | 230 | 234 | 1,272,072 | 146 | 9,725 | 42 | 282 | 4,592 | ... | 1,151 | 1,142,727 |
| Anantapur | | | 140,198 | 233,086 | 219,490 | 129,095 | 126,654 | 119 | 105 | 708,549 | 134 | 1,783 | 14 | 56 | 431 | ... | 356 | 655,105 |
| Bellary | | | 170,227 | 286,817 | 273,273 | 172,009 | 167,649 | 176 | 202 | 900,126 | 151 | 5,283 | 536 | 71 | 1,120 | ... | 2,402 | 807,597 |
| Kurnool | | | 172,045 | 267,489 | 261,473 | 146,451 | 141,988 | 196 | 214 | 817,811 | 109 | 22,735 | 52 | 35 | 5,830 | ... | 5,538 | 697,616 |
| Madras | | | 60,103 | 149,713 | 151,588 | 76,043 | 75,055 | 61 | 58 | 452,518 | 15,604 | 20,736 | 3,205 | 12,659 | 22,428 | 14 | 1,325 | 358,997 |
| Chingleput | | | 177,394 | 343,778 | 335,917 | 228,930 | 228,132 | 68 | 103 | 1,136,928 | 400 | 18,071 | 1,683 | 1,174 | 13,804 | ... | 113 | 1,091,376 |
| North Arcot | | | 343,433 | 674,180 | 670,782 | 420,126 | 414,915 | 233 | 251 | 2,180,487 | 286 | 15,003 | 115 | 446 | 8,398 | ... | 1,059 | 2,061,105 |
| South Arcot | | | 314,344 | 653,902 | 665,274 | 420,078 | 418,264 | 154 | 179 | 2,162,851 | 415 | 54,841 | 84 | 375 | 35,678 | ... | 3,434 | 2,043,679 |
| Tanjore | | | 406,329 | 646,937 | 743,771 | 419,034 | 418,213 | 74 | 85 | 2,228,114 | 601 | 85,371 | 168 | 677 | 75,509 | ... | 1,904 | 2,022,300 |
| Trichinopoly | | | 240,816 | 406,214 | 451,358 | 257,236 | 257,639 | 118 | 152 | 1,372,717 | 378 | 70,401 | 177 | 371 | 58,261 | ... | 2,631 | 1,264,037 |
| Madura | | | 506,312 | 753,098 | 863,116 | 498,076 | 493,252 | 304 | 488 | 2,608,404 | 271 | 100,431 | 176 | 377 | 84,061 | ... | 286 | 2,347,697 |
| Tinnevelly | | | 421,818 | 566,282 | 619,379 | 367,006 | 363,032 | 179 | 217 | 1,916,095 | 356 | 145,962 | 125 | 566 | 138,716 | ... | 1,539 | 1,674,150 |
| Coimbatore | | | 424,573 | 582,214 | 626,080 | 399,374 | 396,953 | 112 | 106 | 2,004,839 | 255 | 15,566 | 274 | 272 | 10,111 | ... | 2,669 | 1,945,010 |
| Nilgiris | | | 21,200 | 38,286 | 26,749 | 17,861 | 16,888 | 8 | 5 | 99,797 | 104 | 11,623 | 1,698 | 1,012 | 5,462 | 2 | 314 | 83,534 |
| Salem | | | 401,085 | 577,300 | 616,808 | 384,193 | 384,002 | 128 | 160 | 1,962,591 | 261 | 18,468 | 180 | 445 | 15,782 | ... | 160 | 1,882,409 |
| South Canara | | | 189,355 | 298,355 | 334,828 | 212,438 | 210,195 | 144 | 121 | 1,056,081 | 271 | 71,259 | 120 | 127 | 14,667 | ... | 43,301 | 802,573 |
| Malabar | | | 451,966 | 767,849 | 816,570 | 546,292 | 521,419 | 220 | 215 | 2,652,565 | 475 | 47,631 | 1,558 | 1,524 | 20,172 | ... | 19,942 | 1,834,347 |
| Total ... | Information not available. | Do. | 6,418,936 | 10,249,900 | 10,798,371 | 6,701,510 | 6,577,630 | 4,211 | 4,524 | 34,336,196 | 281 | 864,417 | 10,831 | 21,887 | 552,614 | 16 | 114,302 | 31,145,964 |
| Banganapalle | | | 7,420 | 12,303 | 11,359 | 5,660 | 5,506 | 3 | 5 | 35,496 | 139 | 57 | ... | ... | 9 | ... | ... | 28,344 |
| Sandur | | | 2,418 | 3,649 | 3,664 | 2,070 | 2,005 | ... | ... | 11,388 | 71 | 39 | 2 | ... | 3 | ... | 6 | 9,481 |
| Pudukota | | | 69,691 | 108,664 | 125,853 | 69,232 | 69,315 | 16 | 16 | 373,096 | 339 | 13,813 | 1 | ... | 11,371 | ... | ... | 347,978 |
| Total ... | | | 79,529 | 124,676 | 141,476 | 76,962 | 76,826 | 19 | 21 | 419,980 | 277 | 13,909 | 3 | ... | 11,383 | ... | 6 | 385,803 |
| Agency Tracts specially censused. Ganjam | | | 71,481 | 86,979 | 80,455 | 65,935 | 62,309 | 5,902 | 5,636 | 307,326 | 88 | 521 | 3 | ... | 5 | ... | 6 | 86,774 |
| Vizagapatam | | | 1,89,085 | 198,416 | 190,839 | 126,591 | 120,066 | 115,155 | 108,714 | 859,781 | 68 | 139 | 5 | 2 | ... | ... | 1 | 639,191 |
| Godávari | | | 26,340 | 37,615 | 36,219 | 27,152 | 26,136 | 9 | 6 | 127,137 | 42 | 442 | ... | 3 | 2 | ... | 3 | 125,043 |
| Total ... | | | 2,86,906 | 323,010 | 307,513 | 219,698 | 208,601 | 121,066 | 114,356 | 1,294,244 | 67 | 1,102 | 8 | 5 | 7 | ... | 10 | 851,008 |
| Grand Total ... | | | 6,785,371 | 10,697,586 | 11,247,360 | 6,998,170 | 6,863,107 | 125,296 | 118,901 | 36,050,420 | 253 | 879,428 | 10,842 | 21,892 | 564,004 | 16 | 114,318 | 32,382,775 |

* The details of the Christian population according to the census of 1891 being not yet available, the figures of the census of 1881 are inserted in columns 13*a* to 17 : the total in column 13 is that of the entire Christian population as enumerated in 1891.

# D.—POPULATION—*continued.*

## (6)—*For the year* 1890-91—continued.

| Districts. | Classification of population—*continued.* | | | Occupation. | | Prevailing languages. | Number of emigrants registered during the year. | Immigration during the year. |
|---|---|---|---|---|---|---|---|---|
| | Muhammadans. | Buddhists and Jains. | Others including not stated. | Male agriculturists. | Male non-agriculturists. | | | |
| | 19 | 20 | 21 | 22 * | 23 * | 24 * | 25 | 26 |
| Ganjam | 5,441 | 9 | 48,974 | 270,988 | 468,435 | 1, Ooriyah (748,904) ; 2, Telugu (692,344) ; 3, Savara (31,465) ; 4, Khond (20,344) ; 5, Hindustani (7,019). | 15,535 | 5,254 |
| Vizagapatam | 21,053 | 11 | 58 | 415,732 | 481,384 | 1, Telugu (1,726,095) ; 2, Ooriyah (21,460) ; 3, Khond (12,761) ; 4, Hindustani (12,138) ... ... | 8,595 | 14,827 |
| Godávari | 39,395 | 41 | 25 | 372,670 | 510,856 | 1, Telugu (1,715,772) ; 2, Hindustani (30,216) ; 3, Khond (25,025) ... ... ... ... ... | 354 | ... |
| Kistna | 108,567 | 14 | 144 | 336,346 | 444,242 | 1, Telugu (1,451,954) ; 2, Hindustani (78,800) ; 3, Yerukala (5,914) ; 4, Lambadi (5,565) ... ... | ... | ... |
| Nellore | 78,185 | 11 | 385 | 267,836 | 347,496 | 1, Telugu (1,141,504) ; 2, Hindustani (50,010) ; 3, Tamil (22,451) ... ... ... ... ... | 54 | ... |
| Cuddapah | 119,564 | 29 | 27 | 279,401 | 290,569 | 1, Telugu (1,013,363) ; 2, Hindustani (78,706) ; 3, Canarese (9,077) ; 4, Yerukula (6,224) ... ... | 8 | ... |
| Anantapur | 51,333 | 313 | 15 | 156,794 | 148,658 | 1, Telugu (699,674) ; 2, Canarese (502,711) ; 3, Hindustani (94,846) ... ... ... ... ... | ... | ... |
| Bellary | 85,770 | 1,463 | 13 | 178,405 | 100,155 | 4, Mahratti (14,169) ; 5, Tamil (11,351) ; 6, Lambadi (7,219) ... ... ... ... ... | ... | ... |
| Kurnool | 97,416 | 39 | 5 | 145,128 | 198,743 | 1, Telugu (619,000) ; 2, Hindustani (69,257) ; 3, Canarese (8,113) ... ... ... ... ... | ... | ... |
| Madras | 55,184 | 79 | 101 | 2,904 | 196,266 | 1, Tamil (239,108) ; 2, Telugu (62,350) ; 3, Hindustani (46,410) ; 4, English (17,099) ... ... | 3,008 | 1,232 |
| Chingleput | 26,236 | 326 | 19 | 217,765 | 274,861 | 1, Tamil (736,871) ; 2, Telugu (231,494) ; 3, Hindustani (18,383) ; 4, Canarese (5,010) ... ... | 364 | ... |
| North Arcot | 96,238 | 8,130 | 11 | 442,353 | 465,001 | 1, Tamil (987,029) ; 2, Telugu (733,845) ; 3, Hindustani (50,266) ; 4, Canarese (29,225) ; 5, Mahratti (11,602). | 485 | ... |
| South Arcot | 58,661 | 5,652 | 18 | 472,759 | 433,012 | 1, Tamil (1,572,445) ; 2, Telugu (196,727) ; 3, Hindustani (28,244) ; 4, Canarese (11,556) ... | 380 | 519 |
| Tanjore | 119,864 | 569 | 10 | 432,425 | 594,103 | 1, Tamil (1,991,279) ; 2, Telugu (85,670) ; 3, Putnool (16,078) ; 4, Mahratti (14,421) ; 5, Hindustani (12,309) ; 6, Canarese (7,122). | 55,248 | 21,346 |
| Trichinopoly | 38,271 | 4 | 4 | 299,178 | 287,256 | 1, Tamil (1,017,153) ; 2, Telugu (146,983) ; 3, Canarese (26,736) ; 4, Hindustani (15,221) ... | 203 | ... |
| Madura | 160,144 | 85 | 47 | 491,335 | 541,372 | 1, Tamil (1,728,703) ; 2, Telugu (307,329) ; 3, Canarese (84,128) ; 4, Putnool (30,510) ; 5, Hindustani (12,850). | 56,607 | 25,905 |
| Tinnevelly | 95,951 | 30 | 2 | 340,955 | 484,932 | 1, Tamil (1,438,767) ; 2, Telugu (233,844) ; 3, Canarese (12,490) ; 4, Hindustani (7,497) ... ... | 17,603 | 29,303 |
| Coimbatore | 43,947 | 305 | 11 | 351,200 | 455,650 | 1, Tamil (1,086,077) ; 2, Telugu (344,271) ; 3, Canarese (201,296) ; 4, Hindustani (18,396) ... ... | 476 | ... |
| Nilgiris | 4,600 | 4 | 36 | 21,433 | 29,543 | 1, Canarese (50,769) ; 2, Tamil (19,879) ; 3, Malayalam (7,431) ... ... ... ... ... | 23 | ... |
| Salem | 61,505 | 208 | 1 | 337,347 | 391,136 | 1, Tamil (1,131,868) ; 2, Telugu (295,015) ; 3, Canarese (118,353) ; 4, Hindustani (37,670) ; 5, Mahratti (7,908). | ... | ... |
| South Canara | 111,983 | 10,202 | 64 | 214,304 | 257,932 | 1, Tulu (425,579) ; 2, Canarese (203,417) ; 3, Malayalam (161,819) ; 4, Mahratti (147,390) ; 5, Hindustani (15,372). | ... | ... |
| Malabar | 769,858 | 550 | 179 | 346,868 | 827,406 | 1, Malayalam (2,195,181) ; 2, Tamil (101,288) ; 3, Canarese (23,162) ; 4, Telugu (19,088) ; 5, Hindustani (7,582). | ... | ... |
| Total ... | 2,247,171 | 28,405 | 50,239 | 6,445,225 | 8,319,008 | ..... | 138,983 | 98,386 |
| Banganapalle | 7,094 | ... | 1 | 6,043 | 9,440 | ..... | ... | ... |
| Sandur | 1,868 | ... | ... | 2,571 | 2,727 | ..... | ... | ... |
| Pudukóta | 11,304 | ... | 1 | 74,882 | 67,928 | 1, Tamil (285,432) ; 2, Telugu (9,480) ... ... ... ... ... ... ... ... ... | ... | ... |
| Total ... | 20,266 | ... | 2 | 83,496 | 80,095 | ..... | ... | ... |
| Agency Tracts specially censused. Ganjam | 71 | ... | 219,960 | 62,434 | 67,608 | ..... | ... | ... |
| Vizagapatam | 1,496 | ... | 218,955 | 232,102 | 125,632 | ..... | ... | ... |
| Godávari | 1,647 | ... | 5 | 5 | 5,438 | ..... | ... | ... |
| Total ... | 3,214 | ... | 438,920 | 294,541 | 198,678 | ..... | ... | ... |
| Grand Total ... | 2,270,651 | 28,405 | 489,161 | 6,823,262 | 8,597,781 | ..... | 138,983 | 98,386 |

* The details according to the census of 1891 required for columns 22 to 24 being not yet available, the figures of the census of 1881 are inserted in those columns.

# CHAPTER II.—ADMINISTRATION OF THE LAND.

# FISCAL.

## (7)—*Particulars of Survey for the year* 1890-91.

| Districts. | Area previously surveyed in square miles up to 31st March 1890. | | | Total cost and rate per square mile up to 31st March 1890. | | | | Surveyed during 1890-91. | | | Cost of survey during 1890-91. | | Total surveyed up to 31st March 1891. | | | Total cost and rate per square mile up to 31st March 1891. | | | |
|---|---|---|---|---|---|---|---|---|---|---|---|---|---|---|---|---|---|---|---|
| | Topographical. | Revenue. | | Topographical. | | Revenue. | | Topographical. | Revenue. | | Topographical. | Revenue. | Topographical. | Revenue. | | Topographical. | | Revenue. | |
| | | By villages. | By fields. | Cost. | Cost per square mile. | Cost. | Cost per square mile. | | By villages. | By fields. | Cost. | Cost. | | By villages. | By fields. | Cost. | Cost per square mile. | Cost. | Cost per square mile. |
| 1 | 2 | 3 | 4 | 5 | 6 | 7 | 8 | 9 | 10 | 11 | 12 | 13 | 14 | 15 | 16 | 17 | 18 | 19 | 20 |
| | SQ. M. | SQ. M. | SQ. M. | Rs. | Rs. | Rs. | Rs. | SQ. M. | SQ. M. | SQ. M. | Rs. | Rs. | SQ. M. | SQ. M. | SQ. M. | Rs. | Rs. | Rs. | Rs. |
| Ganjam ... ... | 3,451 | 1,662 | 1,364 | 88,880 | 26 | 4,43,429 | 267 | ... | ... | ... | ... | ... | 3,451 | 1,662 | 1,364 | 88,880 | 26 | 4,43,429 | 267 |
| Vizagapatam ... | 10,768 | 526 | 401 | 3,76,748 | 35 | 1,38,675 | 264 | ... | ... | ... | ... | 5 | 10,768 | 526 | 401 | 3,76,748 | 35 | 1,38,680 | 264 |
| Godávari ... | 4,465 | 2,913 | 2,147 | 2,29,945 | 51 | 3,13,833 | 108 | ... | ... | ... | ... | ... | 4,465 | 2,913 | 2,147 | 2,29,945 | 51 | 3,13,833 | 108 |
| Kistna ... ... | 3,017 | 5,600 | 4,483 | 82,303 | 27 | 5,39,834 | 96 | 26 | 437 | 437 | 3,877 | 59,382 | 3,043 | 6,037 | 4,920 | 86,180 | 28 | 5,99,216 | 99 |
| Kurnool ... | 2,957 | 4,839 | 3,659 | 45,673 | 15 | 8,23,843 | 170 | ... | ... | ... | ... | ... | 2,957 | 4,839 | 3,659 | 45,673 | 15 | 8,23,843 | 170 |
| Bellary ... ... | 611 | 4,712 | 4,333 | 22,697 | 37 | 6,36,723 | 135 | 180 | 645 | 645 | 4,044 | 75,063 | 791 | 5,357 | 4,978 | 26,741 | 34 | 7,11,786 | 133 |
| Anantapur ... | 431 | 1,907 | 1,508 | 5,753 | 13 | 3,44,205 | 180 | 198 | 64 | 64 | 33,116 | 3,200 | 629 | 1,971 | 1,572 | 38,869 | 62 | 3,47,405 | 176 |
| Cuddapah ... | 3,309 | 5,432 | 4,208 | 67,324 | 20 | 12,23,998 | 225 | ... | ... | ... | ... | ... | 3,309 | 5,432 | 4,208 | 67,324 | 20 | 12,23,998 | 225 |
| Nellore ... ... | 4,507 | 4,241 | 2,652 | 55,951 | 12 | 4,50,449 | 106 | ... | ... | ... | ... | ... | 4,507 | 4,241 | 2,652 | 55,951 | 12 | 4,50,449 | 106 |
| Chingleput ... | 746 | 2,110 | 1,281 | 26,151 | 35 | 3,71,326 | 176 | ... | ... | ... | ... | ... | 746 | 2,110 | 1,281 | 26,151 | 35 | 3,71,326 | 176 |
| Madras ... ... | ... | 27 | 27 | ... | ... | 57,208 | 2,119 | ... | ... | ... | ... | ... | ... | 27 | 27 | ... | ... | 57,208 | 2,119 |
| North Arcot ... | 4,652 | 2,853 | 2,150 | 1,38,241 | 30 | 4,68,540 | 164 | ... | 1 | 1 | ... | 551 | 4,652 | 2,854 | 2,151 | 1,38,241 | 30 | 4,69,091 | 164 |
| South Arcot ... | 475 | 4,657 | 3,456 | 11,693 | 25 | 5,73,659 | 123 | ... | ... | ... | ... | ... | 475 | 4,657 | 3,456 | 11,693 | 25 | 5,73,659 | 123 |
| Salem ... ... | 4,127 | 3,652 | 3,121 | 2,09,150 | 51 | 5,01,591 | 137 | 1 | 15 | 15 | 88 | 5,042 | 4,128 | 3,667 | 3,136 | 2,09,238 | 51 | 5,07,533 | 138 |
| Coimbatore ... | 2,680 | 5,169 | 4,581 | 1,22,527 | 46 | 9,43,670 | 183 | ... | 11 | 11 | ... | 2,327 | 2,680 | 5,180 | 4,592 | 1,22,527 | 46 | 9,46,197 | 183 |
| Nilgiris ... ... | 513 | 609 | 609 | 53,311 | 104 | 6,33,303 | 1,040 | ... | ... | ... | ... | 3,786 | 513 | 609 | 609 | 53,311 | 104 | 6,37,179 | 1,046 |
| Malabar ... | 1,122 | 970 | 918 | 1,27,407 | 114 | 5,43,333 | 560 | 20 | 669 | 669 | 9,450 | 1,04,634 | 1,142 | 1,639 | 1,587 | 1,36,857 | 120 | 7,37,967 | 450 |
| Trichinopoly ... | 945 | 2,721 | 2,145 | 9,697 | 10 | 2,23,348 | 82 | ... | ... | ... | ... | 1,207 | 945 | 2,721 | 2,145 | 9,697 | 10 | 2,24,555 | 83 |
| Tanjore ... ... | 1,129 | 2,578 | 2,249 | 91,501 | 81 | 7,00,745 | 272 | ... | ... | ... | 1,805 | 2,140 | 1,129 | 2,578 | 2,249 | 93,306 | 83 | 7,02,885 | 273 |
| Madura ... ... | 5,288 | 3,133 | 2,634 | 1,70,053 | 32 | 6,74,659 | 215 | 95 | ... | ... | 8,099 | 6,551 | 5,383 | 3,133 | 2,634 | 1,78,152 | 33 | 6,81,210 | 217 |
| Tinnevelly ... | 1,719 | 3,087 | 2,731 | 86,258 | 50 | 6,94,137 | 225 | ... | ... | ... | ... | ... | 1,719 | 3,087 | 2,731 | 86,258 | 50 | 6,94,137 | 225 |
| South Canara ... | ... | ... | ... | ... | ... | ... | ... | ... | 385 | 385 | ... | 57,679 | ... | 385 | 385 | ... | ... | 57,679 | 150 |
| Total ... | 56,912 | 63,398 | 50,657 | 20,21,263 | Average 36 | 1,13,00,798 | Average 178 | 520 | 2,227 | 2,227 | 60,479 | 4,12,467 | 57,432 | 65,025 | 52,884 | 20,81,742 | Average 36 | 1,17,13,265 | Average 178 |

# FISCAL—*continued.*

## (8)—*Settlement for the year* 1890-91.

| Nature of settlement. | Area in square miles. | Annual revenue assessment. | Date of expiry of settlement. | Districts. |
|---|---|---|---|---|
| | | Rs. | | |
| Settlement for thirty years ... ... ... | 2,107 | 11,12,978 | 1893-94 | Trichinopoly. |
| | 1,980 | 15,28,873 | 1891-96 | Godávari. |
| | 4,546 | 27,75,033 | 1895-1903 | Kistna. |
| | 2,931 | 17,00,919 | 1899-1903 | Salem. |
| | 4,895 | 19,03,896 | 1902-1904 | Nellore. |
| | 2,929 | 25,59,944 | 1902-1907 | Tinnevelly. |
| | 2,008 | 16,63,884 | 1904-1907 | Chingleput. |
| | 3,367 | 14,17,057 | 1893-1907 | Kurnool. |
| | 4,655 | 28,88,006 | 1907-1911 | Coimbatore. |
| | 7,476 | 19,49,874 | 1903-1912 | Cuddapah. |
| | 928 | 7,91,816 | 1907-1913 | Ganjam. |
| | 1,863 | 17,81,257 | 1910-1915 | North Arcot. |
| | 2,083 | 15,53,210 | 1914-1918 | Madura. |
| | 821 | 1,80,607 | 1917-1918 | Malabar-Wynaad. |
| | * 411 | 1,99,972 | 1910-1919 | Nilgiris. |
| | 362 | 4,25,571 | 1919 | Vizagapatam. |
| Total ... | 43,443 | 2,44,62,487 | ... | |
| In progress ... ... ... ... ... | 18,939 | ... | ... | South Arcot, Bellary, Anantapur, Tanjore and Malabar (except Wynaad). |
| Settlement during the year ... Detailed ... | 2,122 | ... | ... | Two taluks of the Bellary district and portions of Tiruvannamalai, Kallakurichi and Tirukoilur taluks of the South Arcot district. |
| Settlement during the year ... Summary ... | ... | ... | ... | |

* Includes 40 square miles of the Onchteriony valley.



# FISCAL—*continued.*

## (9)—*Incidence of the Land Revenue on area and population in* 1890-91.

| Districts. | Whether Ryotwary, Zamindari, or whole Inam. | Total area by Survey, less feudatories. | Deduct area not fully assessed, including estates assessed at privileged rates and area unassessed. | Balance of area fully assessed. | Total Land Revenue (excluding cesses) of district (column 2). | Population of district (column 3). | Land Revenue per head of population (columns 6 and 7). | Land Revenue assessed | | Incidence of Land Revenue of fully assessed area per acre. | | Population of fully assessed area. | Land Revenue assessment per head of population of fully assessed area (columns 9 and 13). | Towns over 10,000 inhabitants. | |
|---|---|---|---|---|---|---|---|---|---|---|---|---|---|---|---|
| | | | | | | | | On fully assessed area (column 5). | On cultivated area (column 10 of Statement No. 55). | For total area (columns 5 and 9). | For cultivated area only (column 10). | | | Number. | Total population. |
| 1 | 2 | 3 | 4 | 5 | 6 | 7 | 8 | 9 | 10 | 11 | 12 | 13 | 14 | 15 | 16 |
| | | ACRES. | ACRES. | ACRES. | RS. | NO. | RS. A. P. | RS. | RS. | RS. A. P. | RS. A. P. | NO. | RS. A. P. | | NO. |
| Ganjam ... | Ryotwary ... ... ... | 1,216,010 | 794,182 | 421,828 | 8,48,927 | 550,413 | 1 8 8 | 8,01,796 | 7,14,201 | 1 14 5 | 1 15 2 | 550,413 | 1 7 4 | 3 | 60,284 |
| | Zamindari ... ... ... | 3,969,280 | 1,579,429 | 2,382,851 | 4,35,326 | 1,130,392 | 0 6 2 | 4,35,326 | ... | 0 2 11 | ... | 1,130,392 | 0 6 2 | | |
| | Whole Inam Villages ... | 170,870 | 170,870 | ... | 24,697 | 68,799 | 0 5 9 | ... | ... | ... | ... | ... | ... | | |
| Vizagapatam. | Ryotwary ... ... ... | 1,233,808 | 1,066,212 | 167,596 | 6,21,105 | 228,930 | 2 11 5 | 4,08,180 | 3,18,194 | 2 7 0 | 2 5 2 | 228,930 | 1 12 6 | 7 | 130,183 |
| | Zamindari ... ... ... | 9,586,410 | ... | 9,586,410 | 9,68,358 | 2,240,347 | 0 6 11 | 9,68,358 | ... | 0 1 7 | ... | 2,240,347 | 0 6 11 | | |
| | Whole Inam Villages ... | 54,662 | 54,662 | ... | 3,028 | 12,007 | 0 4 0 | ... | ... | ... | ... | ... | ... | | |
| Godávari ... | Ryotwary ... ... ... | 2,803,787 | 1,715,077 | 1,088,710 | 41,81,663 | 1,084,821 | 3 13 8 | 31,57,724 | 30,91,726 | 2 14 5 | 3 3 4 | 1,084,821 | 2 14 7 | 7 | 149,622 |
| | Zamindari ... ... ... | 2,037,540 | 224,608 | 1,812,932 | 7,40,162 | 646,362 | 1 2 4 | 7,40,162 | ... | 0 6 6 | ... | 646,362 | 1 2 4 | | |
| | Whole Inam Villages ... | 191,562 | 191,562 | ... | 53,336 | 64,186 | 0 13 4 | ... | ... | ... | ... | ... | ... | | |
| Kistna ... | Ryotwary ... ... ... | 3,947,368 | 1,664,911 | 2,282,457 | 47,89,306 | 1,710,365 | 4 1 6 | 43,16,261 | 40,42,486 | 1 14 3 | 2 0 11 | 1,170,365 | 3 11 0 | 4 | 93,490 |
| | Zamindari ... ... ... | 1,115,032 | ... | 1,115,032 | 2,92,120 | 317,508 | 0 14 9 | 2,92,120 | ... | 0 4 2 | ... | 317,508 | 0 14 9 | | |
| | Whole Inam Villages ... | 311,680 | 311,680 | ... | 32,522 | 60,607 | 0 8 7 | ... | ... | ... | ... | ... | ... | | |
| Nellore ... | Ryotwary ... ... ... | 2,901,760 | 1,378,590 | 1,523,170 | 22,44,809 | 702,748 | 3 3 1 | 23,07,045 | 20,00,359 | 1 8 3 | 2 0 8 | 702,748 | 3 4 6 | 2 | 40,196 |
| | Zamindari ... ... ... | 2,375,040 | 645,760 | 1,729,280 | 4,06,996 | 413,618 | 0 15 9 | 4,06,996 | ... | 0 3 9 | ... | 413,618 | 0 15 9 | | |
| | Whole Inam Villages ... | 332,800 | 332,800 | ... | 82,495 | 103,870 | 0 12 8 | ... | ... | ... | ... | ... | ... | | |
| Cuddapah ... | Ryotwary ... ... ... | 5,311 852 | 3,571,980 | 1,739,872 | 17,53,845 | 1,068,989 | 1 1 3 | 19,90,553 | 15,74,101 | 1 2 4 | 1 4 1 | 1,068,989 | 1 13 10 | 1 | 17,379 |
| | Zamindari ... ... ... | ... | ... | ... | ... | ... | ... | ... | ... | ... | ... | ... | ... | | |
| | Whole Inam Villages ... | 275,057 | 275,057 | ... | 41,666 | 52,649 | 0 12 10 | ... | ... | ... | ... | ... | ... | | |
| Anantapur ... | Ryotwary ... ... ... | 3,241,298 | 1,172,209 | 2,069,089 | 9,07,561 | 577,442 | 1 11 8 | 11,56,427 | 7,29,614 | 0 8 11 | 0 12 4 | 577,442 | 2 0 1 | 1 | 10,283 |
| | Zamindari ... ... ... | ... | ... | ... | ... | ... | ... | ... | ... | ... | ... | ... | ... | | |
| | Whole Inam Villages ... | 134,382 | 134,382 | ... | 13,559 | 22,447 | 0 9 10 | ... | ... | ... | ... | ... | ... | | |
| Bellary ... | Ryotwary ... ... ... | 3,633,797 | 1,133,628 | 2,550,169 | 14,42,004 | 702,934 | 2 0 10 | 17,94,656 | 12,52,335 | 0 11 3 | 0 12 10 | 702,934 | 2 8 10 | 5 | 119,499 |
| | Zamindari ... ... ... | ... | ... | ... | ... | ... | ... | ... | ... | ... | ... | ... | ... | | |
| | Whole Inam Villages ... | 138,122 | 138,122 | ... | 12,874 | 23,341 | 0 8 10 | ... | ... | ... | ... | ... | ... | | |
| Kurnool ... | Ryotwary ... ... ... | 4,678,400 | 3,094,704 | 1,583,696 | 14,34,723 | 662,535 | 2 2 8 | 15,08,866 | 12,50,455 | 0 15 3 | 1 0 11 | 662,535 | 2 4 5 | 2 | 35,113 |
| | Zamindari ... ... ... | ... | ... | ... | ... | ... | ... | ... | ... | ... | ... | ... | ... | | |
| | Whole Inam Villages ... | 130,560 | 130,560 | ... | 10,692 | 16,016 | 0 10 8 | ... | ... | ... | ... | ... | ... | | |
| Madras ... | Ryotwary ... ... ... | 16,891 | 4,225 | 12,666 | 73,175 | 452,518 | 0 2 7 | 73,389 | 76 | * 5 12 8 | † 2 1 9 | 452,518 | 0 2 7 | 1 | 452,518 |
| | Zamindari ... ... ... | 764 | ... | 764 | 425 | | | 425 | | 0 8 11 | | | | | |
| | Whole Inam Villages ... | 665 | 665 | ... | 282 | | | | | | | | | | |
| Chingleput ... | Ryotwary ... ... ... | 1,377,989 | 640,823 | 737,166 | 17,40,368 | 720,497 | 2 6 2 | 16,75,375 | 15,49,636 | 2 4 4 | 2 7 11 | 720,497 | 2 4 9 | 2 | 55,685 |
| | Zamindari ... ... ... | 239,876 | 10,439 | 229,437 | 1,02,372 | 137,926 | 0 11 11 | 1,02,372 | ... | 0 7 2 | ... | 137,926 | 0 11 11 | | |
| | Whole Inam Villages ... | 199,972 | 199,972 | ... | 75,826 | 113,953 | 0 10 4 | ... | ... | ... | ... | ... | ... | | |

* Quit-rent in the town.

† Assessment on cultivated land in the transferred villages.

## FISCAL—*continued.*

(9)—*Incidence of the Land Revenue on area and population in* 1890-91—*continued.*

| Districts. | Whether Ryotwary, Zamindari or whole Inam. | Total area by Survey, less Feudatories. | Deduct area not fully assessed, including estates assessed at private and legal rates and area unassessed. | Balance of area fully assessed. | Total Land Revenue (excluding cesses) of district (column 2). | Land Revenue per head of population (columns 6 and 7). | Land Revenue assessed: On fully assessed area (column 5). | Land Revenue assessed: On cultivated area (column 10 of Statement No. 55). | Incidence of Land Revenue of fully assessed area per acre: For total area (columns 8 and 9). | Incidence of Land Revenue of fully assessed area per acre: For cultivated area only (column 10). | Population of fully assessed area. | Towns over 10,000 inhabitants: Number. | Towns over 10,000 inhabitants: Total population. |
|---|---|---|---|---|---|---|---|---|---|---|---|---|---|
| 1 | 2 | 3 | 4 | 5 | 6 | 8 | 9 | 10 | 11 | 12 | 13 | 15 | 16 |
| | | ACRES. | ACRES. | ACRES. | Rs. | Rs. A. P. | Rs. | Rs. | Rs. A. P. | Rs. A. P. | NO. | | NO. |
| North Arcot. | Ryotwary | 2,541,440 | 1,405,388 | 1,136,052 | 23,07,941 | 2 2 0 | 21,72,954 | 10,53,550 | 1 14 7 | 2 6 2 | 1,085,291 | 7 | 121,667 |
| | Zamindari | 2,170,840 | ... | 2,170,840 | 4,76,080 | 0 12 0 | 4,76,980 | ... | 0 3 6 | ... | 634,596 | | |
| | Whole Inam Villages | 76,800 | 76,800 | ... | 27,808 | 0 4 7 | ... | ... | ... | ... | 97,027 | | |
| South Arcot. | Ryotwary | 3,200,189 | 1,219,853 | 1,980,356 | 35,83,087 | 2 1 0 | 46,12,706 | 33,80,236 | 2 5 3 | 2 5 10 | 1,738,723 | 4 | 92,211 |
| | Zamindari | 22,400 | 9,066 | 13,334 | 8,611 | 0 6 10 | 8,011 | ... | 0 10 4 | ... | 20,100 | | |
| | Whole Inam Villages | 67,221 | 67,221 | ... | 22,629 | 0 6 6 | ... | ... | ... | ... | 55,825 | | |
| Tanjore ... | Ryotwary | 1,677,196 | 517,396 | 1,159,800 | 43,00,721 | 2 7 8 | 42,03,634 | 41,32,531 | 3 10 11 | 3 13 1 | 1,733,235 | 9 | 263,966 |
| | Zamindari | 191,633 | 16,346 | 175,287 | 32,219 | 0 6 4 | 32,219 | ... | 0 2 11 | ... | 81,043 | | |
| | Whole Inam Villages | 525,100 | 525,100 | ... | 1,34,680 | 0 6 10 | ... | ... | ... | ... | 316,100 | | |
| Trichinopoly. | Ryotwary | 1,803,520 | 526,970 | 1,276,550 | 15,39,801 | 1 9 2 | 17,09,008 | 14,29,085 | 1 5 5 | 1 5 9 | 977,763 | 2 | 112,241 |
| | Zamindari | 391,680 | ... | 391,680 | 82,335 | 0 4 11 | 82,335 | ... | 0 2 2 | ... | 170,176 | | |
| | Whole Inam Villages | 123,640 | 123,640 | ... | 10,611 | 0 2 6 | ... | ... | ... | ... | 67,104 | | |
| Madura ... | Ryotwary | 2,139,851 | 925,567 | 1,214,284 | 18,03,865 | 1 15 10 | 18,49,425 | 17,18,180 | 1 8 4 | 1 10 0 | 907,473 | 8 | 180,623 |
| | Zamindari | 3,370,240 | ... | 3,370,240 | 7,69,797 | 0 10 1 | 7,69,797 | ... | 0 3 8 | ... | 1,217,279 | | |
| | Whole Inam Villages | 121,469 | 121,469 | ... | 11,157 | 0 4 1 | 43,923 | ... | ... | ... | 43,928 | | |
| Tinnevelly ... | Ryotwary | 2,371,107 | 845,270 | 1,525,837 | 24,90,351 | 2 1 0 | 20,24,452 | 26,26,453 | 1 11 6 | 1 13 2 | 1,207,836 | 13 | 210,363 |
| | Zamindari | 869,212 | 150,063 | 719,229 | 3,05,451 | 0 12 6 | 3,05,451 | ... | 0 6 10 | ... | 389,932 | | |
| | Whole Inam Villages | 207,231 | 207,231 | ... | 69,021 | 0 5 3 | ... | ... | ... | ... | 101,979 | | |
| Coimbatore ... | Ryotwary | 4,877,700 | 1,905,553 | 2,972,147 | 28,74,327 | 1 12 0 | 31,02,051 | 27,87,042 | 1 0 8 | 1 2 9 | 1,601,202 | 3 | 69,463 |
| | Zamindari | 106,880 | 23,918 | 82,962 | 27,601 | 0 9 11 | 27,601 | ... | 0 5 4 | ... | 44,561 | | |
| | Whole Inam Villages | 45,820 | 45,820 | ... | 7,663 | 0 10 3 | ... | ... | ... | ... | 11,927 | | |
| Nilgiris ... | Ryotwary | 612,628 | 371,537 | 241,091 | 1,40,780 | 1 8 9 | 1,95,812 | 1,37,543 | 0 13 1 | 0 10 7 | 91,034 | 1 | 15,053 |
| | Zamindari | ... | ... | ... | ... | ... | ... | ... | ... | ... | ... | | |
| | Whole Inam Villages | ... | ... | ... | ... | ... | ... | ... | ... | ... | ... | | |
| Salem ... | Ryotwary | 3,408,402 | 1,745,335 | 1,723,067 | 18,06,378 | 1 9 6 | 22,53,959 | 18,01,109 | 1 5 0 | 1 6 11 | 1,182,124 | 5 | 123,940 |
| | Zamindari | 1,111,675 | 108,269 | 1,003,406 | 4,56,819 | 1 0 11 | 4,56,819 | ... | 0 7 2 | ... | 427,076 | | |
| | Whole Inam Villages | 201,136 | 201,136 | ... | 42,441 | 1 0 10 | ... | ... | ... | ... | 40,395 | | |
| South Canara. | Ryotwary | 2,497,280 | 2,076,929 | 420,351 | 13,89,833 | 1 7 3 | 13,90,303 | 13,72,145 | 3 5 3 | 3 6 2 | 955,842 | 1 | 40,922 |
| | Zamindari | ... | ... | ... | ... | ... | ... | ... | ... | ... | ... | | |
| | Whole Inam Villages | ... | ... | ... | ... | ... | ... | ... | ... | ... | ... | | |
| Malabar ... | Ryotwary | 3,573,452 | 2,678,182 | 895,270 | 19,41,104 | 0 13 4 | 19,00,842 | * | 2 2 2 | ... | 2,334,876 | 5 | 177,774 |
| | Zamindari | 3,614 | ... | 3,614 | 15,600 | 0 7 11 | 15,000 | ... | 4 2 5 | ... | 30,159 | | |
| | Whole Inam Villages | ... | ... | ... | ... | ... | ... | ... | ... | ... | ... | | |
| Total ... | Ryotwary | 69,175,725 | 90,591,623 | 28,721,278 | 443,04,524 | 2 0 8 | 462,94,143 | 379,37,067 | 1 9 3 | 1 12 9 | 21,696,581 | 83 | 2,581,180 |
| | Zamindari | 27,571,196 | 2,767,893 | 24,803,298 | 50,84,653 | 0 10 4 | 50,84,653 | ... | 0 3 3 | ... | 7,901,170 | | |
| | Whole Inam Villages | 3,313,889 | 3,313,889 | ... | 6,05,347 | 0 8 4 | ... | ... | ... | ... | 1,272,465 | | |

* Particulars not available.



## FISCAL—*continued.*

(10)—*Varieties of tenure held direct from Government during the official year* 1890-91.

| Nature of tenure. | Number of estates. | Number of villages. | Number of holders or share-holders. | Gross area. | Average area of each estate. | Average assessment of each estate. |
|---|---|---|---|---|---|---|
| 1 | 2 | 3 | 4 | 5 | 6 | 7 |
| | NO. | NO. | NO. | ACRES. | ACRES. | RS. A. P. |
| 1. Revenue payers paying more than Rs. 50,000 revenue. (a) Individuals under law of primogeniture | 14 | 9,182 | 14 | 6,794,326 | 485,309 | 1,95,899 0 0 |
| (b) Individuals and families under ordinary law | 1 | 269 | 1 | 116,102 | 116,102 | 59,928 0 0 |
| (c) Village communities | ... | ... | ... | ... | ... | ..... |
| 2. Revenue payers paying from Rs. 50,000 to Rs. 5,000 revenue. (a) Individuals under law of primogeniture | 50 | 9,837 | 51 | 8,280,029 | 165,601 | 14,355 4 10 |
| (b) Individuals and families under ordinary law | 76 | 1,577 | 120 | 1,420,331 | 18,689 | 11,883 0 2 |
| (c) Village communities | ... | ... | ... | ... | ... | ..... |
| 3. Revenue payers paying from Rs. 5,000 to Rs. 100 revenue. (a) Individuals under law of primogeniture | 627 | 3,195 | 955 | 2,777,488 | 4,430 | 1,216 14 10 |
| (b) Individuals and families under ordinary law | | | | | | |
| (c) Village communities | | | | | | |
| 4. Revenue payers other than those of cultivating communities paying less than Rs. 100 revenue. (a) Individuals under law of primogeniture | 97 | 433 | 116 | 276,558 | 2,851 | 53 12 4 |
| (b) Individuals and families under ordinary law | | | | | | |
| (c) Village communities | | | | | | |
| 5. Peasant proprietors paying separately | 28,92,574 | 25,799 | 4,712,121 | 21,823,074 | 8 | 14 5 7 |
| 6. Holders of wholly or partially revenue-free tenures. In perpetuity | 4,36,445 | 28,458 | 790,678 | 8,026,166 | 18 | 7 8 3 |
| For life or lives | 3,732 | 877 | 7,316 | 51,427 | 14 | 18 0 6 |
| 7. Landowners who have redeemed the revenue | 557 | 185 | 631 | 4,795 | 9 | 0 3 9 |
| 8. Purchasers of waste lands | 572 | 131 | 636 | 29,837 | 52 | 72 5 4 |
| 9. Others | ... | ... | ... | ... | ... | ..... |
| Total | 3,334,745 | ... | 5,512,669 | 49,600,133 | 14·9 | 15 0 3 |

(11)—*Register of transfers of Landed Property during the official year* 1890-91.

| Class of tenure. | Number of transfers. | | Total area transferred. | |
|---|---|---|---|---|
| | By order of court. | By private contract or gift. | By order of court. | By private contract or gift. |
| 1 | 2 | 3 | 4 | 5 |
| | NO. | NO. | ACRES. | ACRES. |
| Revenue-paying proprietors | 5,193 | 110,013 | 18,631 | 629,050 |
| Holders of wholly or partially revenue-free tenures | 263 | 5,641 | 1,665 | 33,623 |

## CHAPTER III.—PROTECTION.

# A.—LEGISLATIVE.

## (12)—*Statement of Acts passed by the local Legislature in* 1890-91, *and sanctioned as required by Law.*

| Title of Act. | By whom proposed. | Object and character of Act. | Date on which sanctioned. |
|---|---|---|---|
| An Act to make better provision for the establishment of Canals and Public Ferries in the Presidency of Madras and for the management thereof. | By Government ... ... | This is a re-enactment of the existing Canals and Ferries Act I of 1870 and the amending Act of 1878 which have been found to be defective in certain respects. The present Act enables Government to nominate the officers by whom powers under it shall be exercised, declares the income from canals and ferries to be public revenues and recoverable as such, enables Government to place canals or ferries under the management of Local and Municipal bodies, provides for the levy of fees and finally confers upon Government full powers to make rules for the regulation of traffic. | Received the assent of His Excellency the Governor on the 1st April 1890 and of His Excellency the Governor-General on the 9th May 1890. |
| An Act to amend the Madras Local Boards Act, 1884, and the Madras Rent Recovery Act, 1865. | Do. ... ... | The object of this Act is to legalize the levy of a local fund cess on the water-rate paid by the ryots in Zamindari areas, who, under previous Acts, have by oversight been unduly favoured in this respect. | Received the assent of His Excellency the Governor on the 9th April 1890 and of His Excellency the Governor-General on the 24th May 1890. |

## (13)—*Statement of Bills proposed or pending in the local Legislature during* 1890-91.

| No. of Bill. | Title of Bill. | By whom proposed. | Object and character of the Bill. | When introduced. | When rejected or withdrawn. | If pending, why and in what stage. |
|---|---|---|---|---|---|---|
| No. 5 of 1886. | A Bill to amend Madras Acts I and VII of 1884. | The Hon. Mr (now Sir Richard) Barlow and Government. | The original object of this Bill was to amend certain provisions of the City of Madras Municipal Act I of 1884 with a view to bringing under control the building of parcheries or clusters of huts inhabited by the poorer classes. Numerous other proposed amendments came, however, under the consideration of the Select Committee, with the result that the Bill submitted by the Committee to the Council extended to 69 sections. The principal changes introduced into the existing law are as follows: (1) the Vice-Presidents are replaced by three officers who will carry out the duties connected with the sanitation, public works and revenues of the City similar to those now performed by the Vice-Presidents and the Health officer. These officers will not be entitled to a seat upon the commission and will be regarded as servants of the Municipality; (2) the maximum salary of the President is reduced from Rs. 1,800—2,500 to Rs. 2,000 per mensem; (3) the Municipality is authorized to expend funds on decorations and illuminations subject to the sanction of Government; (4) provision is made for the refund of nine-tenths of the import duty upon timber exported from Municipal limits; (5) restriction is imposed upon the growth of parcheries; (6) better provision is made for ensuring the sanitation of the City in certain minor respects. | Introduced 28th October 1886. | ..... | The Select Committee's report was presented to the Council at its Meeting held on the 24th February 1891, but the consideration of the Bill was deferred. |
| No. 1 of 1887. | A Bill to control evictions and the monopoly of waste lands in the district of Malabar. | The Hon. Mr. Subrahmaniya Aiyar, C.I.E. | The object of this Bill, which was prepared by a Committee appointed in 1885 to consider and report on the land tenures of Malabar, is to check capricious evictions and to control the monopoly of land at present enjoyed by the landlords of Malabar. It provides that no tenant shall be ejected by his landlord from his holding, except at the end of the agricultural year, and after six months' notice of the landlord's intention to eject. Relief is also provided against forfeiture of tenancy for non-payment of rent or renewal fees if the amount due is paid into court within a certain period. It is further provided, that upon application being made to the Collector for waste land for cultivation, that officer may, in the absence of reasonable objection, grant to the applicant a puttah for land not exceeding 15 acres in extent, subject to the payment of Government assessment, to be fixed from time to time, and of an equal sum as rent to the owner of the land. | Introduced 22nd November 1887. | ..... | Ordered to lie over. |

## A.—LEGISLATIVE—*continued.*

### (13)—*Statement of Bills proposed or pending in the local Legislature during* 1890-91—continued.

| No. of Bill. | Title of Bill. | By whom proposed. | Object and character of the Bill. | When introduced. | When rejected or withdrawn. | If pending, why and in what stage. |
|---|---|---|---|---|---|---|
| No. 1 of 1890. | A Bill to make better provision for the protection of game and fish in certain portions of the Madras Presidency. | By Government. | The Nilgiri Game Association pointed out that owing to a defect in the present Act there is no power to prohibit the indiscriminate slaughter of the females and young of any animal during the open season of the year, and that inconvenience results from the fact that some of the rules relating to game are issued under Act II of 1879, while others are issued under the Forest Act V of 1882. Upon this the Government decided that an entire revision of the former Act was necessary and a revised Bill was prepared in communication with the Collector of Nilgiris. The first important change in the existing law is the extension of the Act to the three amshoms of the Nilgiri-Wynaad. The Bill also gives power to issue licenses for the regulation of the pursuit, capture and slaughter of game and to levy fees for such licenses. The necessary provision for the protection of females and young is also made. Power to control the sale of game has been taken with a view to check evasions of law and power is also given to cancel the license of any person convicted of an offence punishable under the Act. | Published under Rule 25 in the *Fort St. George Gazette* of the 30th September 1891. | Abandoned in deference to the opinion of the Government of India,—G.O., 15th April 1891, No. 18, Legislative. | ..... |
| No. 2 of 1890. | A Bill for the levy of a cess for the remuneration of village officers and for carrying out other purposes connected with the village service. | Do. ... | The objects of this Bill are to provide for the levy of a cess for the remuneration of village officers, and for its imposition in any part of the Presidency and for its appropriation in the district in which it is levied or elsewhere to the remuneration of village officers or to other purposes connected with the village service. | Published under Rule 25 in the *Fort St. George Gazette* of the 25th November 1891. | ..... | Waiting for a reply from the Secretary of State with reference to a Despatch of the Madras Government furnishing certain information regarding the Bill. |
| No. 1 of 1891. | A Bill for further shortening the language used in Acts of the Governor of Fort St. George in Council and for other purposes. | The Hon Mr. V. Bhashyam Aiyangar, Rai Bahadur. | The object of this Bill is to improve and enlarge the provisions of the Madras General Clauses Act, 1867, and further to shorten the language to be used in future Acts of the Governor of Fort St. George in Council and to make certain further provisions relating thereto. | Introduced 24th February 1891. | ..... | Passed in the Council on the 19th March 1891. |
| ... | A Bill to provide a form of marriage for Hindus following the Marumakkatayam law. | The Hon Mr. C. Sankaran Nair. | The object of this Bill is to provide a form of marriage for persons subject to the law of nepotism, such persons being held at present to be incapable of entering into a legal state of matrimony. | Leave granted to bring in the Bill at the meeting of the Council on the 24th March 1890. | ..... | Under the consideration of the Commission appointed in G. O., 4th May 1891, No. 25, Legislative. |
| ... | A Bill to declare gains of learning by a Hindu to be his separate property. | The Hon Mr. V. Bhashyam Aiyangar, Rai Bahadur. | The object of this Bill is to declare that all acquisitions made by a Hindu by means of his learning shall form his separate and exclusive property irrespective of the nature of such learning and of the assistance which he may have derived from family funds or from a member of his family in the acquisition of such knowledge. | Leave to introduce the Bill granted at the meeting of the Council held on the 24th February 1891. | ..... | ..... |

### (14)—*Statement of Draft Bills submitted by the Madras Government for the consideration of the Legislature of India during* 1890-91.

| Title of Bill. | By whom proposed. | Object and character of Bill. | Fate, result, or present position of the proposed Bill. |
|---|---|---|---|
| *Nil.* | | | |



## B.—POLICE.

### (15)—*Statement showing the strength, cost, distribution and employment of Police in the Madras Presidency during the official year* 1890-91.

| Ranges. | Districts. | Sanctioned strength of District, Cantonment, Town or Municipal and Water Police, paid wholly or in part from Imperial or Provincial Revenues. | | | | | | | | Strength of Cantonment, Town or Municipal and Water Police, paid wholly from other than Imperial or Provincial Revenues | | Cost of Police. | | | | | | | |
|---|---|---|---|---|---|---|---|---|---|---|---|---|---|---|---|---|---|---|---|
| | | Inspector-General, Deputy and Assistant Inspectors-General. | Number of District and Assistant District Superintendents. | Number of subordinate officers on Rs. 100 and upwards. | Number of subordinate officers on less than Rs. 100. | Number of Mounted Police Constables. | Number of Foot Police Constables. | Number of Water Police Constables. | Total. | Officers. | Men. | Pay and travelling allowances of controlling officers (col. 2) and pay and travelling allowances of their establishments. | Total pay of District and Assistant District Superintendents (col. 3). | Travelling allowances of District and Assistant District Superintendents. | Other expenses of col. 3. Pay and travelling allowances of their establishments. | Total pay of subordinate officers (cols. 4 and 5). | Total pay of Constables of all classes. | Horse and travelling allowances, permanent or otherwise, not included in cols. 12, 14 and 15. | |
| | | 2 | 3 | 4 | 5 | 6 | 7 | 8 | 9 | 10 | 11 | 12 | 13 | 14 | 15 | 16 | 17 | 18 | |
| | | | | | | | | | | | | (a) 72,031 | 11,505 | | (b) 8,199 | | | | |
| | | | | | | | | | | | | | 30,600 | | | 43,259 | (c) 1,25,414 | 4,196 | |
| Northern Range. | Chief Office | ... | ... | ... | ... | ... | ... | ... | ... | ... | ... | 16,622 | 16,718 | 1,583 | ... | 23,674 | 1,06,237 | ... | 6,194 |
| | Madras City Police | ... | ... | ... | ... | ... | 1,053 | ... | 1,053 | ... | ... | | 14,287 | 2,350 | ... | 23,387 | 94,287 | | 6,055 |
| | Deputy Inspector-General of Police | ... | ... | ... | ... | ... | 882 | ... | 882 | ... | ... | | 11,480 | 2,170 | ... | 17,632 | 69,463 | | 5,695 |
| | Ganjam | ... | ... | ... | ... | ... | 670 | ... | 670 | ... | ... | | 9,735 | 1,650 | ... | 13,837 | 54,121 | | 4,131 |
| | Vizagapatam | ... | ... | ... | ... | ... | 620 | ... | 620 | ... | ... | | 14,511 | 2,252 | ... | 20,700 | 1,06,556 | | 8,053 |
| | Godavari | ... | ... | ... | ... | ... | 1,023 | ... | 1,023 | ... | ... | | 12,789 | 3,489 | ... | 27,510 | 1,25,073 | | 10,677 |
| | Kistna | ... | ... | ... | ... | ... | 1,501 | ... | 1,501 | ... | ... | | 8,627 | 1,803 | ... | 17,704 | 63,583 | | 7,693 |
| | Nellore | ... | ... | ... | ... | ... | 593 | ... | 593 | ... | ... | | 14,663 | 2,488 | ... | 22,484 | 98,581 | | 7,188 |
| | Kurnool | ... | ... | ... | ... | ... | 914 | ... | 914 | ... | ... | | 15,073 | 2,488 | ... | 20,618 | 1,27,380 | | 8,471 |
| | Bellary | ... | ... | ... | ... | ... | 1,170 | ... | 1,170 | ... | ... | | 9,090 | 872 | ... | 13,749 | 69,454 | | 8,413 |
| | Anantapur | ... | ... | ... | ... | ... | 640 | ... | 640 | ... | ... | | 17,235 | 3,075 | ... | 31,064 | 1,15,404 | | 8,843 |
| | Cuddapah | ... | ... | ... | ... | ... | 1,050 | ... | 1,050 | ... | ... | | 13,978 | 2,975 | ... | 20,585 | 1,00,571 | | 7,687 |
| | North Arcot | ... | ... | ... | ... | ... | 959 | ... | 959 | ... | ... | | 15,252 | 2,941 | ... | 25,709 | 1,14,247 | | 8,571 |
| | Chingleput | ... | ... | ... | ... | ... | 1,087 | ... | 1,087 | ... | ... | | 19,102 | 2,600 | ... | 32,509 | 1,21,108 | | 9,235 |
| | South Arcot | ... | ... | ... | ... | ... | 1,037 | ... | 1,037 | ... | ... | | 23,613 | 4,539 | ... | 32,640 | 1,49,210 | | 11,213 |
| | Tanjore | ... | ... | ... | ... | ... | 1,364 | ... | 1,364 | ... | ... | | 7,200 | 1,050 | ... | 12,187 | 68,128 | | 5,374 |
| | Trichinopoly | ... | ... | ... | ... | ... | 832 | ... | 832 | ... | ... | | | | | | | | |
| | Madura | ... | ... | ... | ... | ... | 1,090 | ... | 1,090 | ... | ... | | | | | | | | |
| | Tinnevelly | ... | ... | ... | ... | ... | 1,232 | ... | 1,232 | ... | ... | | | | | | | | |
| | Salem | ... | ... | ... | ... | ... | 1,432 | ... | 1,432 | ... | ... | | | | | | | | |
| | Coimbatore | ... | ... | ... | ... | ... | 1,091 | ... | 1,091 | ... | ... | | | | | | | | |
| | Malabar | ... | ... | ... | ... | ... | 1,187 | ... | 1,187 | ... | ... | | | | | | | | |
| | South Canara | ... | ... | ... | ... | ... | 5,002 | ... | 5,111 | ... | ... | 16,622 | 2,19,373 | 35,317 | ... | 3,60,400 | 15,74,073 | 1,23,073 | |
| | Total ... | 1 | 30 | 182 | 129 | ... | 14,638 | ... | 15,039 | ... | ... | 16,622 | 3,38,658 | 40,924 | 8,199 | 5,34,634 | 22,39,793 | (d) 1,52,735 | |
| | Deputy Inspector-General of Police | ... | ... | ... | ... | ... | ... | ... | ... | ... | ... | 17,080 | ... | ... | ... | ... | ... | ... | |
| | Nellore | ... | ... | ... | ... | ... | 1,074 | ... | 1,074 | ... | ... | | 20,313 | 3,829 | ... | 23,674 | 1,06,237 | | 6,194 |
| | Kurnool | ... | ... | ... | ... | ... | 905 | ... | 905 | ... | ... | | 17,504 | 3,789 | ... | 23,387 | 94,287 | | 6,055 |
| | Bellary | ... | ... | ... | ... | ... | 688 | ... | 688 | ... | ... | | 10,735 | 2,886 | ... | 17,632 | 69,463 | | 5,695 |
| | Anantapur | ... | ... | ... | ... | ... | 533 | ... | 533 | ... | ... | | 15,647 | 2,605 | ... | 13,837 | 54,121 | | 4,131 |
| | Cuddapah | ... | ... | ... | ... | ... | 1,052 | ... | 1,052 | ... | ... | | 13,031 | 1,408 | ... | 20,700 | 1,06,556 | | 8,053 |
| | North Arcot | ... | ... | ... | ... | ... | 1,225 | ... | 1,225 | ... | ... | | | | | 27,510 | 1,25,073 | | 10,677 |
| | Chingleput | ... | ... | ... | ... | ... | 607 | ... | 607 | ... | ... | | | | | 17,704 | 63,583 | | 7,693 |
| | South Arcot | ... | ... | ... | ... | ... | 935 | ... | 935 | ... | ... | | | | | 22,484 | 98,581 | | 7,188 |
| | Tanjore | ... | ... | ... | ... | ... | 1,200 | ... | 1,200 | ... | ... | | | | | 20,618 | 1,27,380 | | 8,471 |
| | Trichinopoly | ... | ... | ... | ... | ... | 640 | ... | 640 | ... | ... | | | | | 13,749 | 69,454 | | 8,413 |
| | Madura | ... | ... | ... | ... | ... | 1,050 | ... | 1,076 | ... | ... | | | | | 31,064 | 1,15,404 | | 8,843 |
| | Tinnevelly | ... | ... | ... | ... | ... | 959 | ... | 961 | ... | ... | | | | | 20,585 | 1,00,571 | | 7,687 |
| | Salem | ... | ... | ... | ... | ... | 1,087 | ... | 1,110 | ... | ... | | | | | 25,709 | 1,14,247 | | 8,571 |
| | Coimbatore | ... | ... | ... | ... | ... | 1,037 | ... | 1,064 | ... | ... | | | | | 32,509 | 1,21,108 | | 9,235 |
| | Malabar | ... | ... | ... | ... | ... | 1,364 | ... | 1,403 | ... | ... | | | | | 32,640 | 1,49,210 | | 11,213 |
| | South Canara | ... | ... | ... | ... | ... | 832 | ... | 644 | ... | ... | | | | | 12,187 | 68,128 | | 5,374 |
| | Total ... | 1 | 30 | 182 | 129 | ... | 14,638 | ... | 15,039 | ... | ... | 16,622 | 2,19,373 | 35,317 | ... | 3,60,400 | 15,74,073 | 1,23,073 | |
| | Grand Total ... | 4 | 46 | 259 | 195 | 4 | ‡ 26,656 | 44 | 21,294 | ... | ... | 1,06,633 | 3,38,658 | 40,924 | 8,199 | 5,34,634 | 22,39,793 | (d) 1,52,735 | |

* Superintendent (Assistant to Government, Special Branch).
† 1 Commissioner, 1 Deputy and 1 Assistant Commissioners of Police.
‡ Includes 174 village watchers.
(a) Includes cost of Inspector-General's establishment of 30 clerks and 11 servants (not Police officers).
(b) Includes cost of Inspector-General's establishment of 30 clerks and 11 servants (not Police officers).
(c) Includes cost of Marine establishment, consisting of 2 tindals, 24 boatmen, and 4 boys and a driver of prison van (not Police officers).
(d) Includes Rs. 40,661 on account of Railway fare of police escorts, &c.
NOTE.—The figure of sanctioned strength in this statement is as it stood on 31st March 1891.

## B.—POLICE—*continued.*

(15)—*Statement showing the strength, cost, distribution, and employment of Police in the Madras Presidency during the official year* 1890-91—continued.

| Ranges. | Districts. | Cost of Police—*continued.* | | | | | | Distribution of force. | | | | | | | | | | Area of whole district in square miles. | Population of whole district. |
|---|---|---|---|---|---|---|---|---|---|---|---|---|---|---|---|---|---|---|---|
| | | Average pay of | | Contingencies and all expenses other than those included in cols. 12 to 18. | Total cost. | Payable from Imperial or Provincial Revenues. | Payable from other sources. | In district. | | | | | | | | On Town, Municipal or Harbour duty. | In cantonments. | | |
| | | | | | | | | Guards at district, central, or subsidiary jails. | | On station duties. | | Guards over lock-ups and treasuries, or escort to prisoners and treasure or in reserve. | | Total. | | | | | |
| | | Mounted Constables. | Foot and Water Constables. | | | | | Officers. | Men. | Officers. | Men. | Officers. | Men. | Officers. | Men. | | | | |
| | | 19 | 20 | 21 | 22 | 23 | 24 | 25 | 26 | 27 | 28 | 29 | 30 | 31 | 32 | 33 | 34 | 35 | 36 |
| | Chief Office | | | 12,554 | 99,114 | ... | ... | ... | ... | ... | ... | 3 | 18 | 3 | 18 | ... | ... | ... | ... |
| | Madras City Police | | | 26,575 | 2,43,543 | ... | ... | ... | 10 | 41 | 838 | 8 | 138 | 49 | 986 | 1,025 | ... | 27 | 446,793 |
| Northern Range. | Deputy Inspector-General of Police | | | ... | ... | ... | ... | ... | ... | ... | ... | ... | ... | ... | ... | ... | ... | ... | ... |
| | Ganjam | | | 835 | 17,915 | ... | ... | ... | ... | 1 | ... | ... | ... | 1 | ... | ... | ... | ... | ... |
| | Vizagapatam | | | 25,140 | 1,91,772 | ... | ... | ... | 3 | 16 | 799 | 6 | 288 | 22 | 1,090 | 104 | ... | 8,311 | 1,926,139 |
| | Jeypore | | | 26,172 | 2,23,595 | ... | ... | ... | ... | 23 | 978 | 6 | 274 | 29 | 1,252 | 99 | ... | 8,880 | 2,092,757 |
| | Godávari | | | 9,238 | 89,379 | ... | ... | ... | 11 | 8 | 331 | 3 | 90 | 11 | 432 | ... | ... | 8,500 | 643,135 |
| | Kistna | | | 19,221 | 1,92,194 | ... | ... | ... | 14 | 20 | 880 | 4 | 197 | 24 | 1,091 | 112 | ... | 7,345 | 1,972,275 |
| | | | | 15,860 | 1,71,002 | ... | ... | ... | 46 | 19 | 871 | 4 | 220 | 23 | 1,137 | 104 | ... | 8,471 | 1,704,721 |
| | Total ... | Rupees 10½ per mensem. | Rupees 9 per mensem. | 96,466 | 8,85,857 | ... | ... | ... | 74 | 87 | 3,859 | 23 | 1,069 | 110 | 5,002 | 419 | ... | 41,507 | 8,339,027 |
| Southern Range. | Deputy Inspector-General of Police | | | ... | ... | ... | ... | ... | ... | ... | ... | ... | ... | ... | ... | ... | ... | ... | ... |
| | Nellore | | | 784 | 17,406 | ... | ... | ... | ... | 1 | ... | ... | ... | 1 | ... | ... | ... | ... | ... |
| | Kurnool | | | 13,690 | 1,70,095 | ... | ... | ... | 18 | 18 | 895 | 3 | 140 | 21 | 1,053 | 77 | ... | 8,739 | 1,343,358 |
| | Bellary | | | 16,371 | 1,56,737 | ... | ... | ... | 7 | 19 | 667 | 4 | 208 | 23 | 882 | 48 | ... | 7,788 | 780,873 |
| | Anantapur | | | 12,774 | 1,19,184 | ... | ... | ... | 5 | 14 | 541 | 4 | 124 | 18 | 670 | 104 | 8 | 5,904 | 811,151 |
| | Cuddapah | | | 8,050 | 91,074 | ... | ... | ... | ... | 11 | 400 | 2 | 120 | 13 | 520 | 8 | ... | 5,103 | 660,418 |
| | North Arcot | | | 17,978 | 1,76,410 | ... | ... | ... | 8 | 21 | 833 | 3 | 187 | 24 | 1,028 | 45 | ... | 8,745 | 1,234,150 |
| | Chingleput | | | 18,374 | 1,98,512 | ... | ... | ... | 30 | 20 | 977 | 4 | 194 | 24 | 1,201 | 84 | ... | 7,256 | 2,001,231 |
| | South Arcot | | | 9,049 | 1,07,649 | ... | ... | ... | 13 | 11 | 432 | 3 | 142 | 14 | 593 | 54 | 68 | 2,842 | 1,080,402 |
| | Tanjore | | | 16,139 | 1,61,027 | ... | ... | ... | 23 | 17 | 743 | 4 | 148 | 21 | 914 | 84 | ... | 4,873 | 1,907,845 |
| | Trichinopoly | | | 16,822 | 1,95,302 | ... | ... | ... | 36 | 17 | 920 | 4 | 223 | 21 | 1,179 | 344 | ... | 3,654 | 2,345,338 |
| | Madura | | | 9,235 | 1,10,513 | ... | ... | ... | 16 | 10 | 493 | 3 | 140 | 13 | 649 | 142 | ... | 3,561 | 1,337,630 |
| | Tinnevelly | | | 18,243 | 1,94,864 | ... | ... | ... | ... | 22 | 883 | 4 | 167 | 26 | 1,050 | 127 | ... | 8,401 | 2,387,500 |
| | Salem | | | 12,986 | 1,56,982 | ... | ... | ... | ... | 18 | 773 | 4 | 166 | 22 | 939 | 112 | ... | 5,381 | 1,871,251 |
| | Coimbatore | | | 19,047 | 1,84,027 | ... | ... | ... | 12 | 20 | 913 | 3 | 162 | 23 | 1,087 | 73 | ... | 7,653 | 1,760,995 |
| | Malabar | | | 15,803 | 2,00,366 | ... | ... | ... | 4 | 23 | 840 | 4 | 193 | 27 | 1,037 | 114 | 3 | 8,709 | 1,925,170 |
| | South Canara | | | 24,644 | 2,45,859 | ... | ... | ... | ... | 30 | 1,052 | 9 | 312 | 39 | 1,364 | 160 | 45 | 5,765 | 2,603,667 |
| | | | | 8,757 | 90,696 | ... | ... | ... | 12 | 9 | 398 | 3 | 122 | 12 | 532 | 43 | ... | 3,902 | 1,056,329 |
| | Total ... | | | 2,38,746 | 25,76,703 | ... | ... | ... | 184 | 281 | 11,766 | 61 | 2,748 | 342 | 14,698 | 1,599 | 124 | 98,366 | 25,197,308 |
| | Grand Total ... | | | 3,74,641 | 38,05,217 | ... | ... | ... | 268 | 409 | 16,463 | 95 | 3,973 | 504 | 20,704 | 3,043 | 124 | 139,900 | 33,983,133 |



## B.—POLICE—*continued.*

(15)—*Statement showing the strength, cost, distribution and employment of Police in the Madras Presidency during the official year* 1890-91—continued.

| Ranges. | Districts. | Proportion of the whole force (officers and men). | | | | | | Proportion of the Police on station duties (officers and men). | | | | | | Total amount of cognizable crime reported (cols. 4 and 6 of statement A, Part I). | Proportion of cognizable crime to the Police force on station duties (cols. 27 and 28). |
|---|---|---|---|---|---|---|---|---|---|---|---|---|---|---|---|
| | | To area. | | | To population. | | | To area. | | | To population. | | | | |
| | | Of the whole district. | Of district exclusive of towns. | Of towns. | Of the whole district. | Of district exclusive of towns. | Of towns. | Of the whole district. | Of district exclusive of towns. | Of towns. | Of the whole district. | Of district exclusive of towns. | Of towns. | | |
| | | 37 | 38 | 39 | 40 | 41 | 42 | 43 | 44 | 45 | 46 | 47 | 48 | 49 | 50 |
| | Chief Office | ·02 | ... | ... | ... | ... | ... | ·03 | ... | ... | 508 | ... | 508 | ... | ... |
| | Madras City Police | ... | ... | ... | 427 | ... | 427 | ... | ... | ... | ... | ... | ... | 23,069 | 26 |
| Northern Range. | Deputy Inspector-General of Police | ... | ... | ... | ... | ... | ... | ... | ... | ... | ... | ... | ... | ... | ... |
| | Ganjam | 7·6 | ... | ... | 1,735 | 1,871 | 423 | 10·1 | ... | ... | 2,360 | 2,643 | 423 | 6,302 | 8 |
| | Vizagapatam | 6·9 | ... | ... | 1,634 | 1,701 | 832 | 8·8 | ... | ... | 2,091 | 2,229 | 832 | 3,575 | 4 |
| | Jeypore | 19·6 | ... | ... | 1,489 | 1,489 | ... | 25·7 | ... | ... | 1,897 | 1,897 | ... | 947 | 3 |
| | Godávari | 6·7 | ... | ... | 1,813 | 1,932 | 772 | 8·1 | ... | ... | 2,191 | 2,393 | 772 | 6,644 | 7 |
| | Kistna | 7·6 | ... | ... | 1,530 | 1,628 | 579 | 9·5 | ... | ... | 1,915 | 2,092 | 579 | 7,403 | 8 |
| | Total ... | 8·2 | ... | ... | 1,660 | 1,751 | 651 | 10·5 | ... | ... | 2,114 | 2,287 | 651 | 24,871 | 6 |
| Southern Range. | Deputy Inspector-General of Police | ... | ... | ... | ... | ... | ... | ... | ... | ... | ... | ... | ... | ... | ... |
| | Nellore | 8·2 | ... | ... | 1,271 | 1,329 | 525 | 9·5 | ... | ... | 1,470 | 1,557 | 525 | 3,510 | 4 |
| | Kurnool | 8·6 | ... | ... | 870 | 892 | 466 | 11·3 | ... | ... | 1,138 | 1,189 | 466 | 2,162 | 3 |
| | Bellary | 8·6 | ... | ... | 1,188 | 1,257 | 803 | 10·6 | ... | ... | 1,462 | 1,613 | 803 | 8,076 | 15 |
| | Anantapur | 9·5 | ... | ... | 1,239 | 1,248 | 675 | 12·4 | ... | ... | 1,607 | 1,625 | 675 | 2,270 | 6 |
| | Cuddapah | 8·3 | ... | ... | 1,182 | 1,214 | 464 | 10·2 | ... | ... | 1,445 | 1,500 | 464 | 3,708 | 4 |
| | North Arcot | 6·06 | ... | ... | 1,674 | 1,754 | 627 | 7·2 | ... | ... | 2,007 | 2,134 | 627 | 5,324 | 5 |
| | Chingleput | 4·7 | ... | ... | 1,819 | 1,856 | 1,207 | 6·3 | ... | ... | 2,406 | 2,504 | 1,207 | 5,064 | 11 |
| | South Arcot | 5·3 | ... | ... | 2,191 | 2,329 | 831 | 6·4 | ... | ... | 2,629 | 2,852 | 831 | 5,372 | 7 |
| | Tanjore | 3·1 | ... | ... | 2,015 | 2,590 | 644 | 3·9 | ... | ... | 2,503 | 3,582 | 644 | 6,324 | 7 |
| | Trichinopoly | 5·5 | ... | ... | 2,071 | 2,426 | 808 | 7·07 | ... | ... | 2,659 | 3,388 | 808 | 4,551 | 9 |
| | Madura | 7·8 | ... | ... | 2,219 | 2,414 | 763 | 9·2 | ... | ... | 2,638 | 2,944 | 763 | 7,443 | 8 |
| | Tinnevelly | 5·6 | ... | ... | 1,947 | 2,130 | 564 | 6·8 | ... | ... | 2,366 | 2,663 | 564 | 5,398 | 7 |
| | Salem | 6·9 | ... | ... | 1,604 | 1,664 | 765 | 8·2 | ... | ... | 1,887 | 1,983 | 765 | 7,356 | 8 |
| | Coimbatore | 8·3 | ... | ... | 1,816 | 1,948 | 726 | 10·1 | ... | ... | 2,231 | 2,400 | 726 | 4,608 | 5 |
| | Malabar | 4·2 | ... | ... | 1,922 | 2,030 | 1,114 | 5·3 | ... | ... | 2,406 | 2,631 | 1,114 | 9,558 | 9 |
| | South Canara | 7·3 | ... | ... | 1,986 | 2,088 | 822 | 9·5 | ... | ... | 2,595 | 2,805 | 822 | 1,821 | 4 |
| | Total ... | 6·6 | ... | ... | 1,702 | 1,818 | 741 | 8·1 | ... | ... | 2,092 | 2,298 | 741 | 82,605 | 7 |
| | Grand Total ... | (a)6·7 | ... | ... | (a)1,628 | (a)1,801 | (a)622 | 8·3 | ... | ... | 2,014 | 2,323 | 622 | 130,545 | 8 |

(a) The proportion is of the force excluding state guards (21,208—329 included in cols. 26 to 28).

## (16)—*Statement showing the equipment, discipline, and general internal management of the force in the Madras Presidency for the year* 1890.

| Ranges. | Districts. | Total strength on the 31st December 1890. Officers. | Total strength on the 31st December 1890. Men. | Total sanctioned strength. Officers. | Total sanctioned strength. Men. | Armament of the force. (a) Number provided with fire-arms. | Armament of the force. (a) Number provided with swords only, or swords and batons. | Armament of the force. (a) Number provided with batons only. (b) | Punishments. Dismissed. Officers. | Dismissed. Men. | Fined, degraded or suspended by their own departmental officers. Officers. | Fined, degraded or suspended by their own departmental officers. Men. | Number of men punished by black marks only. | Punished judicially by Magistrates and Courts. Under Police Act. Officers. | Under Police Act. Men. | Under Secs. 330, 331, 343, Penal Code. Officers. | Under Secs. 330, 331, 343, Penal Code. Men. | Under Chapter IX (Secs. 161 to 171) of Penal Code. Officers. | Under Chapter IX (Secs. 161 to 171) of Penal Code. Men. | Other offences. Officers. | Other offences. Men. | Reward. Number of Police rewarded during the year. By promotion. | Reward. Number of Police rewarded during the year. By money rewards. | Education. Number of Police who can read and write. Officers. | Education. Number of Police who can read and write. Men. | Education. Number of Police under instruction during the year. Officers. | Education. Number of Police under instruction during the year. Men. | Number enlisted during the year. | Of one year's service and under ten years. | Of ten years' service and upwards. | Number who have left the force during the year. On pension. | On gratuity. | By resignation, without pension or gratuity. | By dismissal (columns 7 and 8). | By discharge otherwise than under preceding columns. | By desertion. | By death. | Percentage in hospital during the year to total strength of force. | Percentage of deaths during the year to total strength of force. |
|---|---|---|---|---|---|---|---|---|---|---|---|---|---|---|---|---|---|---|---|---|---|---|---|---|---|---|---|---|---|---|---|---|---|---|---|---|---|---|---|---|
| 1 | | 1a | | 2 | 3 | 4 | 5 | 6 | 7 | 8 | 9 | 10 | 10a | 11 | 12 | 13 | 14 | 15 | 16 | 17 | 18 | 19 | 20 | 21 | 22 | 23 | 24 | 25 | 26 | 27 | 28 | 29 | 30 | 31 | 32 | 33 | 34 | 35 | 36 |
| | Chief Office... | ... | 18 | ... | 18 | ... | ... | ... | ... | ... | ... | 3 | ... | ... | ... | ... | ... | ... | ... | ... | 7 | ... | ... | ... | ... | 14 | ... | ... | 2 | 16 | ... | ... | ... | ... | ... | ... | ... | ... | ... | ... |
| | Madras City. | 45 | 1,055 | 46 | 1,057 | ... | 215 | 885 | ... | 13 | 3 | 226 | 62 | ... | 1 | ... | ... | ... | ... | ... | 7 | ... | 64 | 45 | 987 | ... | 97 | 100 | 635 | 465 | 21 | ... | 35 | 13 | 12 | 2 | 10 | 35·6 | ·9 |
| Northern Range. | Ganjam ... | 18 | 1,081 | 19 | 1,089 | 1,009 | 90 | ... | ... | 14 | 5 | 207 | 161 | ... | 1 | ... | ... | ... | 1 | ... | 11 | 1 | 6 | 18 | 661 | ... | 76 | 99 | 428 | 577 | 50 | 1 | 7 | 14 | 8 | 5 | 22 | 137·8 | 2 |
| | Vizagapatam. | 25 | 1,231 | 26 | 1,237 | 998 | 253 | ... | 1 | 12 | 2 | 277 | 597 | ... | 1 | ... | ... | ... | ... | ... | 8 | 5 | 52 | 25 | 1,007 | ... | 105 | 88 | 611 | 557 | 25 | 1 | 17 | 13 | 3 | 8 | 24 | 216·5 | 1·9 |
| | Jeypore ... | 7 | 423 | 9 | 432 | 430 | ... | ... | ... | 10 | 1 | 102 | 66 | ... | ... | ... | ... | ... | ... | ... | 4 | 3 | 2 | 7 | 193 | ... | 82 | 63 | 225 | 152 | 1 | 2 | 17 | 10 | 5 | 5 | 13 | 369·5 | 3 |
| | Godávari ... | 21 | 1,097 | 22 | 1,101 | 821 | 276 | 2 | ... | 11 | 2 | 201 | 338 | ... | ... | ... | ... | ... | ... | 1 | 4 | 1 | 15 | 21 | 698 | ... | 158 | 107 | 478 | 549 | 30 | 6 | 14 | 11 | 19 | 11 | 14 | 561 | 1·3 |
| | Kistna ... | 19 | 1,064 | 21 | 1,084 | 504 | 573 | ... | ... | 9 | 1 | 71 | 306 | ... | 4 | ... | ... | ... | ... | ... | 7 | 38 | 23 | 18 | 722 | ... | 119 | 96 | 654 | 429 | 19 | 1 | 29 | 9 | 9 | 10 | 17 | 60·8 | 1·6 |
| | Total ... | 90 | 4,896 | 97 | 4,943 | 3,762 | 1,222 | 2 | 1 | 56 | 11 | 858 | 1,468 | ... | 6 | ... | ... | ... | 1 | 1 | 34 | 48 | 98 | 89 | 3,288 | ... | 540 | 453 | 2,396 | 2,264 | 125 | 11 | 84 | 57 | 44 | 39 | 90 | 255·8 | 1·8 |
| Southern Range. | Nellore ... | 19 | 952 | 19 | 957 | 490 | 481 | ... | ... | 8 | 2 | 165 | 216 | ... | ... | ... | ... | ... | ... | 1 | 3 | ... | 9 | 19 | 405 | 1 | 70 | 47 | 517 | 454 | 20 | 1 | 2 | 8 | 5 | 4 | 12 | 95·1 | 1·2 |
| | Kurnool ... | 20 | 871 | 21 | 882 | 451 | 440 | ... | ... | 9 | 1 | 173 | 127 | ... | 5 | ... | ... | ... | ... | ... | 3 | ... | 7 | 20 | 396 | ... | 80 | 64 | 377 | 450 | 12 | 1 | 20 | 9 | 6 | 15 | 10 | 89·6 | 1·1 |
| | Bellary ... | 17 | 646 | 17 | 674 | 323 | 340 | ... | ... | 26 | 1 | 104 | 304 | ... | ... | ... | ... | ... | ... | ... | 4 | 9 | 13 | 17 | 345 | 4 | 136 | 105 | 401 | 245 | 20 | ... | 50 | 26 | 5 | 9 | 11 | 123·3 | 1·7 |
| | Anantapur ... | 12 | 516 | 12 | 518 | 265 | 263 | ... | ... | 6 | ... | 126 | 68 | ... | 2 | ... | ... | ... | ... | ... | 1 | 2 | 8 | 12 | 250 | ... | 48 | 50 | 301 | 216 | 19 | ... | 11 | 6 | 1 | 2 | 2 | 86·9 | ·4 |
| | Cuddapah ... | 22 | 1,013 | 22 | 997 | 474 | 367 | 194 | ... | 13 | 4 | 172 | 243 | ... | 2 | ... | ... | ... | ... | ... | 4 | 14 | 13 | 22 | 648 | ... | 136 | 116 | 519 | 418 | 19 | ... | 29 | 13 | 6 | 6 | 17 | 138·6 | 1·6 |
| | North Arcot. | 22 | 1,178 | 22 | 1,179 | 532 | 668 | ... | ... | 6 | 2 | 130 | 405 | ... | 2 | ... | ... | ... | ... | ... | 7 | 18 | 59 | 22 | 969 | 1 | 222 | 151 | 568 | 481 | 46 | 11 | 49 | 6 | 4 | 9 | 14 | 61·3 | 1·2 |
| | Chingleput ... | 13 | 593 | 13 | 600 | 266 | 313 | 27 | ... | 2 | ... | 110 | 89 | ... | ... | ... | ... | ... | ... | ... | 2 | 4 | 22 | 13 | 503 | ... | 64 | 47 | 183 | 363 | 15 | ... | 12 | 2 | 3 | 4 | 6 | 37 | 1 |
| | South Arcot. | 19 | 913 | 19 | 914 | 426 | 506 | ... | ... | 1 | 4 | 158 | 145 | ... | ... | ... | ... | ... | ... | ... | 2 | 1 | 33 | 19 | 769 | ... | 77 | 37 | 371 | 525 | 20 | 1 | 9 | 1 | ... | 3 | 3 | 38·8 | ·3 |
| | Tanjore ... | 19 | 1,167 | 19 | 1,198 | 481 | 515 | 190 | ... | 11 | 7 | 275 | 269 | ... | ... | ... | ... | ... | ... | ... | 12 | 38 | 36 | 19 | 1,146 | 1 | 125 | 101 | 528 | 574 | 67 | 6 | 25 | 11 | 7 | 15 | 16 | 101·8 | 1·3 |
| | Trichinopoly. | 12 | 644 | 12 | 653 | 295 | 361 | ... | ... | 3 | ... | 44 | 181 | ... | ... | ... | ... | ... | ... | ... | 4 | 9 | 4 | 12 | 633 | 2 | 70 | 43 | 212 | 401 | 24 | 2 | 6 | 3 | 2 | 1 | 12 | 38·6 | 1·8 |
| | Madura ... | 24 | 1,057 | 24 | 1,063 | 444 | 637 | ... | ... | 19 | 6 | 161 | 307 | ... | ... | ... | ... | ... | ... | ... | 7 | 10 | 92 | 24 | 1,010 | 2 | 116 | 93 | 518 | 562 | 27 | 3 | 24 | 19 | 3 | 3 | 13 | 147·2 | 1·2 |
| | Tinnevelly ... | 19 | 946 | 20 | 951 | 367 | 575 | 25 | ... | 15 | 5 | 238 | 298 | ... | 2 | ... | ... | ... | ... | ... | 3 | 20 | 44 | 19 | 916 | ... | 123 | 109 | 568 | 397 | 27 | 2 | 27 | 15 | 19 | 2 | 18 | 131·7 | 1·9 |
| | Salem ... | 20 | 1,062 | 21 | 1,079 | 430 | 620 | 32 | ... | 13 | 2 | 269 | 177 | ... | 2 | ... | ... | ... | ... | ... | 6 | 6 | 13 | 20 | 831 | 1 | 173 | 176 | 709 | 373 | 29 | ... | 49 | 13 | 9 | 4 | 5 | 141·3 | ·5 |
| | Coimbatore ... | 19 | 841 | 20 | 841 | 378 | 482 | ... | ... | 3 | 1 | 191 | 63 | ... | ... | ... | ... | ... | ... | ... | 6 | 1 | 7 | 19 | 836 | ... | 114 | 63 | 373 | 424 | 16 | 2 | 17 | 3 | ... | 1 | 12 | 111·4 | 1·4 |
| | Nilgiris ... | 4 | 181 | 4 | 181 | 61 | 124 | ... | ... | 5 | ... | 19 | 36 | ... | ... | ... | ... | ... | ... | ... | 1 | ... | 7 | 4 | 179 | ... | 18 | 15 | 83 | 87 | 3 | ... | 10 | 5 | ... | 3 | 6 | 224·3 | 3·2 |
| | Malabar ... | 34 | 1,372 | 35 | 1,378 | 627 | 541 | 238 | ... | 12 | 1 | 225 | 243 | ... | 5 | ... | 3 | ... | ... | ... | 9 | 9 | 84 | 34 | 1,322 | ... | 137 | 95 | 636 | 673 | 40 | 1 | 17 | 12 | ... | 8 | 21 | 96·5 | 1·5 |
| | South Canara. | 10 | 540 | 11 | 541 | 243 | 307 | ... | ... | 3 | 4 | 122 | 98 | ... | ... | ... | 1 | ... | ... | ... | 6 | 1 | 9 | 10 | 370 | ... | 38 | 27 | 168 | 382 | 15 | ... | 2 | 3 | ... | 7 | 4 | 96·2 | ·7 |
| | Total ... | 305 | 14,492 | 311 | 14,606 | 6,553 | 7,540 | 704 | ... | 155 | 40 | 2,082 | 3,269 | ... | 20 | ... | 4 | ... | ... | 1 | 80 | 200 | 460 | 305 | 11,708 | 12 | 1,747 | 1,339 | 7,032 | 7,025 | 419 | 30 | 359 | 155 | 70 | 96 | 182 | 100·5 | 1·2 |
| | Grand Total. | 440 | (c)20,461 | 454 | (c)20,624 | 10,315 | 8,977 | 1,591 | 1 | 224 | 54 | 3,769 | 4,799 | ... | 27 | ... | 4 | ... | 1 | 2 | 121 | 248 | 622 | 439 | 15,997 | 12 | 2,384 | 1,892 | 10,065 | 9,770 | 565 | 41 | 478 | 225 | 126 | 137 | 282 | 134 | 1·3 |

(a) Includes Maliah Police and Hill Force.

(b) All members of the force below the grade of Head Constables are armed with batons.
NOTE.—This statement does not refer to Assistant Superintendents or Officers of higher rank.

(c) Includes 184 private guards.



## (17)—*Statement showing the race and religion or caste of officers and men employed in the Police force of the Madras Presidency during the year* 1890.

| Ranges. | Districts. | Race. Europeans. District or Assistant District Superintendents. Military or Covenanted Civil. | Europeans. District or Assistant District Superintendents. Uncovenanted. | Europeans. Subordinate officers. On Rs. 100 and upwards. | Europeans. Subordinate officers. Below Rs. 100, but not less than Rs. 35. | Europeans. Constables. | Eurasians. District or Assistant Superintendents. | Eurasians. Subordinate officers. On Rs. 100 and upwards. | Eurasians. Subordinate officers. Below Rs. 100, but not less than Rs. 35. | Eurasians. Constables. | Natives. District or Assistant Superintendents. | Natives. Subordinate officers. On Rs. 100 and upwards. | Natives. Subordinate officers. Below Rs. 100, but not less than Rs. 35. | Natives. Constables. | Religion or caste. Officers. Christians. | Officers. Muhammadans. | Officers. Hindus. Brahmins. | Officers. Hindus. Rajputs. | Officers. Hindus. Nairs. | Officers. Hindus. Teers. | Officers. Hindus. Oriyahs. | Officers. Hindus. Parialis. | Officers. Hindus. Hindus of all other castes. | Officers. Other religions. Foreigners (not British subjects). | Officers. Other religions. | Men. Christians. | Men. Muhammadans. | Men. Hindus. Brahmins. | Men. Hindus. Rajputs. | Men. Hindus. Nairs. | Men. Hindus. Teers. | Men. Hindus. Oriyahs. | Men. Hindus. Parialis. | Men. Hindus. Hindus of all other castes. | Men. Other religions. Foreigners (not British subjects). | Men. Other religions. | Grand Total, officers and men. |
|---|---|---|---|---|---|---|---|---|---|---|---|---|---|---|---|---|---|---|---|---|---|---|---|---|---|---|---|---|---|---|---|---|---|---|---|---|---|
| 1 | 2 | 3 | 4 | 5 | | 6 | 7 | 8 | | 9 | 10 | 11 | | 12 | 13 | 14 | 15 | 16 | 17 | 18 | 19 | 20 | 21 | 22 | 23 | 24 | 25 | 26 | 27 | 28 | 29 | 30 | 31 | 32 | 33 | 34 | 35 | 36 | 37 |
| | Chief Office ... | 2 | 1 | ... | ... | ... | ... | ... | ... | ... | ... | ... | ... | 18 | 3 | ... | ... | ... | ... | ... | ... | ... | ... | ... | ... | 1 | 8 | ... | 2 | ... | ... | ... | ... | 7 | ... | ... | ... | 21 |
| | Madras City ... | 1 | 1 | 7 | 16 | 3 | ... | 5 | 7 | 1 | 1 | 1 | 9 | 1,051 | 37 | ... | 3 | 1 | ... | ... | ... | ... | 7 | ... | ... | ... | 21 | 205 | 31 | 32 | ... | ... | ... | ... | 766 | ... | ... | ... | 1,103 |
| Northern Range. | Dy. Inspr.-General of Police ... | 1 | ... | ... | ... | ... | ... | ... | ... | ... | ... | ... | ... | ... | 1 | ... | ... | ... | ... | ... | ... | ... | ... | ... | ... | ... | ... | ... | ... | ... | ... | ... | ... | ... | ... | ... | ... | 1 |
| | Ganjam ... | 1 | 2 | 1 | 1 | ... | ... | 1 | 1 | 2 | ... | 6 | 9 | 1,079 | 6 | 2 | 3 | ... | ... | ... | 1 | ... | 4 | ... | ... | ... | 13 | 45 | 21 | 11 | ... | ... | 435 | 14 | (d)542 | ... | ... | ... | 1,102 |
| | Vizagapatam ... | ... | 3 | 3 | 3 | ... | ... | 2 | ... | 6 | ... | 10 | 7 | 1,225 | 13 | 1 | 3 | ... | ... | ... | 3 | ... | 8 | ... | ... | ... | 9 | 76 | 32 | 23 | ... | ... | 241 | 6 | 844 | ... | ... | ... | 1,259 |
| | Jeypore ... | ... | 2 | ... | ... | ... | ... | 1 | ... | ... | ... | 1 | 5 | 423 | 4 | ... | 1 | ... | ... | ... | 2 | ... | 2 | ... | ... | ... | ... | 9 | 3 | 8 | ... | ... | 196 | 7 | 200 | ... | ... | ... | 432 |
| | Godávari ... | ... | 2 | 2 | 2 | ... | ... | 1 | ... | 4 | ... | 9 | 7 | 1,093 | 7 | 3 | 3 | ... | ... | ... | ... | ... | 10 | ... | ... | ... | 4 | 309 | 23 | 28 | ... | ... | 2 | 16 | 715 | ... | ... | ... | 1,120 |
| | Kistna ... | ... | 2 | 3 | 2 | ... | ... | ... | ... | 1 | ... | 6 | 8 | 1,063 | 7 | 2 | 8 | ... | ... | ... | ... | ... | 4 | ... | ... | ... | 5 | 337 | 45 | 31 | ... | ... | ... | ... | 646 | ... | ... | ... | 1,085 |
| | Total ... | 2 | 11 | 9 | 8 | ... | ... | 4 | 1 | 13 | ... | 32 | 36 | 4,883 | 28 | 8 | 23 | ... | ... | ... | 6 | ... | 28 | ... | ... | ... | 31 | 776 | 124 | 101 | ... | ... | 874 | 43 | 2,947 | ... | ... | ... | 4,999 |
| Southern Range. | Dy. Inspr.-General of Police ... | 1 | ... | ... | ... | ... | ... | ... | ... | ... | ... | ... | ... | ... | 1 | ... | ... | ... | ... | ... | ... | ... | ... | ... | ... | ... | ... | ... | ... | ... | ... | ... | ... | ... | ... | ... | ... | 1 |
| | Nellore ... | 1 | 1 | 2 | ... | 1 | ... | 2 | ... | ... | ... | 8 | 7 | 951 | 6 | 4 | 3 | ... | ... | ... | ... | ... | 8 | ... | ... | ... | 10 | 403 | 38 | 57 | ... | ... | ... | 9 | 435 | ... | ... | ... | 973 |
| | Kurnool ... | ... | 2 | 1 | 1 | ... | ... | 2 | ... | ... | ... | 6 | 11 | 870 | 5 | 1 | 3 | 2 | ... | ... | ... | ... | 11 | ... | ... | ... | 8 | 436 | 42 | 56 | ... | ... | ... | 3 | 326 | ... | ... | ... | 893 |
| | Bellary ... | 1 | ... | 1 | 3 | ... | ... | 1 | ... | ... | ... | 3 | 9 | 646 | 7 | 2 | 5 | ... | ... | ... | ... | ... | 4 | ... | ... | ... | 2 | 274 | 55 | 62 | ... | ... | ... | 2 | 251 | ... | ... | ... | 664 |
| | Anantapur ... | ... | 1 | 1 | 1 | ... | ... | ... | 1 | ... | ... | 5 | 4 | 516 | 4 | 1 | 4 | ... | ... | ... | ... | ... | 4 | ... | ... | ... | 1 | 237 | 26 | 13 | ... | ... | ... | 1 | 238 | ... | ... | ... | 529 |
| | Cuddapah ... | 1 | 1 | 2 | ... | ... | ... | 3 | 2 | ... | ... | 7 | 8 | 1,013 | 9 | 4 | 5 | ... | ... | ... | ... | ... | 6 | ... | ... | ... | 6 | 493 | 23 | 37 | ... | ... | ... | 1 | 453 | ... | ... | ... | 1,037 |
| | North Arcot ... | ... | 2 | 1 | 1 | ... | ... | 1 | ... | 4 | ... | 9 | 10 | 1,174 | 5 | 3 | 11 | ... | ... | ... | ... | ... | 5 | ... | ... | ... | 11 | 335 | 80 | 26 | ... | ... | ... | ... | 726 | ... | ... | ... | 1,202 |
| | Chingleput ... | ... | 1 | 3 | 1 | 2 | ... | 1 | 1 | 1 | ... | 4 | 4 | 590 | 6 | 5 | ... | ... | ... | ... | ... | ... | 3 | ... | ... | ... | 33 | 168 | 5 | 12 | ... | ... | ... | 4 | 371 | ... | ... | ... | 607 |
| | South Arcot ... | 1 | 1 | 1 | ... | ... | ... | 1 | 1 | 1 | ... | 8 | 8 | 912 | 6 | 5 | 5 | ... | ... | ... | ... | ... | 5 | ... | ... | ... | 16 | 291 | 15 | 21 | ... | ... | ... | 13 | 557 | ... | ... | ... | 934 |
| | Tanjore ... | ... | 2 | 2 | 6 | ... | ... | 2 | 2 | 2 | ... | 6 | 9 | 1,159 | 7 | 1 | 4 | ... | ... | ... | ... | ... | 9 | ... | ... | ... | 58 | 103 | 43 | 6 | ... | ... | ... | ... | 957 | ... | ... | ... | 1,188 |
| | Trichinopoly ... | ... | 1 | 2 | 2 | ... | ... | 1 | 1 | 4 | ... | 3 | 5 | 638 | 6 | 3 | 3 | ... | ... | ... | ... | ... | 1 | ... | ... | ... | 26 | 150 | 71 | 9 | ... | ... | ... | 3 | 445 | ... | ... | ... | 657 |
| | Madura ... | 1 | 1 | 1 | 2 | ... | ... | 1 | 1 | 2 | ... | 8 | 12 | 1,053 | 6 | 3 | 4 | ... | ... | ... | ... | ... | 13 | ... | ... | ... | 28 | 286 | 33 | 3 | ... | ... | ... | ... | 710 | ... | ... | ... | 1,083 |
| | Tinnevelly ... | ... | 2 | 2 | 2 | ... | ... | 1 | 2 | ... | ... | 3 | 9 | 946 | 10 | 1 | 4 | ... | ... | ... | ... | ... | 6 | ... | ... | ... | 57 | 123 | 16 | 4 | ... | ... | ... | ... | 746 | ... | ... | ... | 967 |
| | Salem ... | ... | 2 | 2 | 3 | ... | ... | 1 | 2 | ... | ... | 8 | 7 | 1,059 | 7 | 3 | 8 | ... | ... | ... | ... | ... | 4 | ... | ... | ... | 33 | 348 | 91 | 9 | ... | ... | ... | 6 | 575 | ... | ... | ... | 1,094 |
| | Coimbatore ... | 1 | 1 | 3 | ... | 1 | ... | 2 | ... | 1 | ... | 4 | 10 | 839 | 8 | 2 | 4 | 1 | 1 | ... | ... | ... | 5 | ... | ... | ... | 20 | 177 | 85 | 45 | ... | ... | ... | 1 | 513 | ... | ... | ... | 862 |
| | Nilgiris ... | ... | 1 | ... | 1 | ... | ... | 1 | 1 | ... | ... | ... | 1 | 181 | 4 | 1 | ... | ... | ... | ... | ... | ... | ... | ... | ... | ... | 14 | 47 | 2 | 1 | 5 | 2 | ... | 6 | 104 | ... | ... | ... | 186 |
| | Malabar ... | ... | 4 | 3 | 9 | ... | ... | 3 | 3 | 5 | ... | 7 | 9 | 1,367 | 22 | (a)3 | 2 | ... | 5 | 4 | ... | ... | 2 | ... | ... | ... | 53 | (b) 172 | 4 | 8 | 887 | 218 | ... | 1 | 29 | ... | ... | ... | 1,410 |
| | South Canara ... | ... | 1 | ... | ... | ... | ... | ... | ... | ... | ... | 4 | 6 | 540 | 4 | 1 | 3 | ... | ... | 2 | ... | ... | 1 | ... | ... | ... | 162 | (c) 74 | 28 | 1 | 3 | 54 | 7 | ... | 211 | ... | ... | ... | 551 |
| | Total ... | 7 | 24 | 27 | 19 | 18 | ... | 20 | 17 | 20 | ... | 93 | 129 | 14,454 | 123 | 43 | 68 | 3 | 6 | 6 | ... | ... | 87 | ... | ... | ... | 538 | 4,117 | 594 | 370 | 895 | 274 | 7 | 50 | 7,647 | ... | ... | ... | 14,823 |
| | Grand Total ... | 12 | 37 | 43 | 43 | 2 | ... | 29 | 25 | 34 | 1 | 126 | 174 | 20,406 | 201 | 51 | 94 | 4 | 6 | 6 | 6 | ... | 122 | ... | ... | ... | 591 | 5,106 | 749 | 505 | 895 | 274 | 881 | 93 | 11,367 | ... | ... | ... | 20,951 |

(a) Includes 2 Moplahs.

(b) Includes 96 Moplahs.

(c) Includes 2 Moplahs.

(d) Includes 10 Khonds.

# C.—JUDICIAL STATEMENTS (CRIMINAL).

(18)—*(Civil and Criminal)—Statement showing the number of judicial divisions and the number of officers exercising appellate or original jurisdiction in the province of Madras on the last day of the year* 1890, *with the cost of tribunals.*

| Province of Madras. | | Area in square miles. | Population. | Number of divisions for courts under Chief Court, but superior to Chief Courts of districts. | Number of districts. | Number of sub-districts. | Total number of officers exercising original or appellate jurisdiction. Judges of Chief Court of province. | Judges of other courts superior to Chief District Courts. | Judges of Chief Courts of districts. | Judges of District Courts other than Chief Courts. | Judges of other Subordinate Courts. | Total number of cases decided. Original. Regular. | Original. Miscellaneous. | Appeal. Regular. | Appeal. Miscellaneous. | Total receipts of the courts. | Total charges of the courts. |
|---|---|---|---|---|---|---|---|---|---|---|---|---|---|---|---|---|---|
| 1 | | 2 | 3 | 4 | 5 | 6 | 7 | 8 | 9 | 10 | 11 | 12 | 13 | 14 | 15 | 16 | 17 |
| | | | | | | | | | | | | | | | | Rs. | Rs. |
| Territory subject to the High Court. | Civil ... | 138,318 | 31,109,707 | ... | 21 | 108 | 6 | ... | ... | 20 | 125 | 201,346 | 454,084 | 11,457 | 797 | 45,75,565 | 41,09,065 |
| | Criminal... | | | | 22 | 337 | | | | 21 | 733 | 212,111 | 3,666 | 6,550 | ... | | |
| | Revenue... | | | | 21 | 80 | | | | 21 | 83 | 8,456 | 4,239 | ... | ... | | |
| Territory not subject to the High Court. | Civil ... | ... | ... | ... | ... | ... | ... | ... | ... | ... | ... | ... | ... | ... | ... | ... | ... |
| | Criminal... | ... | ... | ... | ... | ... | ... | ... | ... | ... | ... | ... | ... | ... | ... | ... | ... |
| | Revenue... | ... | ... | ... | ... | ... | ... | ... | ... | ... | ... | ... | ... | ... | ... | ... | ... |
| | Total ... | 138,318 | 31,109,707 | ... | ... | ... | ... | ... | ... | ... | ... | ... | ... | ... | ... | ... | ... |

*N.B.*—This statement does not exhibit village munsifs.

*Grades of Judicial Officers.*

Officers exercising both original and appellate jurisdiction—

| | Europeans. | Natives. |
|---|---|---|
| High Court Judges ... ... ... ... ... | 5 | 1 |
| District Judges ... ... ... ... ... | 19 | 1 |
| Additional Judges ... ... ... ... ... | ... | ... |
| Subordinate Judges ... ... ... ... ... | 1 | 13 |

Officers exercising original jurisdiction only—

| | Europeans. | Natives. |
|---|---|---|
| Judges of the Presidency Small Cause Court ... | 1 | 2 |
| Judges of the Cantonment Small Cause Court ... | 1 | ... |
| Munsifs ... ... ... ... ... ... ... | ... | 103 |

(19)—*(Civil and Criminal)—(Supplement)—Statement showing the number of European and Native judicial officers of each grade exercising appellate or original jurisdiction in the province of Madras for the year* 1890.

| Tribunals. | Original powers. European. | Original powers. Native (including Eurasian). | Original powers. Total. | Appeal powers. European. | Appeal powers. Native (including Eurasian). | Appeal powers. Total. | Grand total. European. | Grand total. Native (including Eurasian). | Grand total. Total. |
|---|---|---|---|---|---|---|---|---|---|
| High Court Judges ... ... ... ... ... ... ... | 5 | 1 | 6 | 5 | 1 | 6 | 5 | 1 | 6 |
| Presidency Small Cause Judges ... ... ... ... ... | 1 | 2 | 3 | ... | ... | ... | 1 | 2 | 3 |
| District and Sessions Judges ... ... ... ... ... ... | 19 | 1 | 20 | 19 | 1 | 20 | 19 | 1 | 20 |
| Subordinate Judges ... ... ... ... ... ... ... | 1 | 13 | 14 | 1 | 13 | 14 | 1 | 13 | 14 |
| District Munsifs ... ... ... ... ... ... ... ... | ... | 108 | 108 | ... | ... | ... | ... | 108 | 108 |
| Presidency Magistrates ... ... ... ... ... ... ... | 2 | 2 | 4 | ... | ... | ... | 2 | 2 | 4 |
| Collectors and District Magistrates ... ... ... ... ... | 21 | ... | 21 | 21 | ... | 21 | 21 | ... | (a)21 |
| Sub-Divisional Officers and Magistrates ... ... ... ... | 44 | 52 | 96 | 37 | 47 | 84 | 44 | 52 | (b)96 |
| Cantonment Magistrates ... ... ... ... ... ... | 3 | ... | 3 | ... | ... | ... | 3 | ... | (c) 3 |
| Special do. ... ... ... ... ... ... ... | 6 | 61 | 67 | ... | ... | ... | 6 | 61 | 67 |
| Other paid do. ... ... ... ... ... ... ... | 1 | 492 | 493 | ... | ... | ... | 1 | 492 | (d)493 |
| Benches of do. ... ... ... ... ... ... ... | 1 | 51 | 52 | ... | ... | ... | 1 | 51 | (e)52 |
| Total ... | 104 | 783 | 887 | 83 | 62 | 145 | 104 | 783 | 887 |

(a) 3 of these had also the powers of a District and Sessions Judge and 1 had those of an additional Sessions Judge.
(b) Of these, 1 Deputy Collector exercised the powers of a Sub-Judge and 1 Head Assistant Collector exercised the powers of a District Munsif.
(c) 1 of these exercised the powers of a Small Cause Judge.
(d) Of these, 21 exercised the powers of a District Munsif.
(e) 2 of these were composed of both Europeans and Natives.



260

# C.—JUDICIAL STATEMENTS (CRIMINAL)—*continued.*

(20)—*Statement of offences reported and of persons tried, convicted and acquitted of each class of offence in the province of Madras in the year* 1890.

| Description of offences. | | Number of cases. Number of offences reported. | Complaints rejected under section 203 Cr. P. C. | Cases struck off as false. | Number of cases returned as true. | Number of cases brought to trial during the year. | Number of persons. Under trial during the year, including pending from previous years. | Acquitted or discharged. | Convicted. | Died, escaped or transferred another Province. | Remaining under trial. |
|---|---|---|---|---|---|---|---|---|---|---|---|
| 1 | | 2 | 3 | 4 | 5 | 6 | 7 | 8 | 9 | 10 | 11 |
| Offences against the State, Chapter VI of the Indian Penal Code | | ... | ... | ... | ... | ... | ... | ... | ... | ... | ... |
| Offences relating to the Army and Navy, Chapter VII. | | 1 | ... | ... | 1 | 1 | 14 | 12 | 2 | ... | ... |
| Do. against the public tranquillity, Chapter VIII | | 2,047 | 96 | 112 | 1,839 | 1,842 | 15,078 | 9,291 | 4,684 | 3 | 1,100 |
| Do. by or relating to public servants, Chapter IX. | | 143 | 23 | 1 | 119 | 114 | 229 | 138 | 80 | ... | 11 |
| Contempts of the lawful authority of public servants, Chapter X. | | 2,412 | 47 | 14 | 2,351 | 2,331 | 3,008 | 1,242 | 1,692 | 6 | 68 |
| False evidence and offences against public justice, Chapter XI. | | 1,052 | 38 | 22 | 992 | 978 | 1,576 | 826 | 619 | 1 | 130 |
| Offences relating to coin and Government stamps, Chapter XII. | | 133 | 6 | 4 | 123 | 121 | 151 | 75 | 70 | ... | 6 |
| Do. relating to weights and measures, Chapter XIII. | | 187 | 9 | 1 | 177 | 177 | 212 | 58 | 149 | ... | 5 |
| Do. affecting public health, safety, convenience, decency and morals, Chapter XIV. | | 7,432 | 50 | 45 | 7,337 | 7,395 | 9,934 | 2,220 | 7,627 | 1 | 86 |
| Do. relating to religion, Chapter XV ... ... | | 91 | 12 | 1 | 78 | 76 | 304 | 157 | 119 | ... | 28 |
| Offences affecting the human body, Chapter XVI. | Offences affecting life ... | 799 | 27 | 55 | 717 | 718 | 1,249 | 754 | 406 | 5 | 84 |
| | Causing miscarriage, injuries to unborn children, exposure of infants, and concealment of births. | 71 | 6 | 7 | 58 | 56 | 65 | 32 | 33 | ... | ... |
| | Hurt ... ... ... ... | 14,079 | 765 | 222 | 13,092 | 12,596 | 36,099 | 30,346 | 4,922 | 8 | 823 |
| | Wrongful restraint and wrongful confinement. | 2,340 | 371 | 69 | 1,900 | 1,896 | 5,556 | 4,800 | 598 | ... | 158 |
| | Criminal force and assault ... | 32,725 | 2,257 | 1,008 | 29,460 | 25,352 | 64,837 | 57,695 | 6,456 | 7 | 679 |
| | Kidnapping, forcible abduction, slavery and forced labour. | 212 | 40 | 25 | 147 | 148 | 403 | 318 | 72 | ... | 13 |
| | Rape ... ... ... ... | 82 | 16 | 7 | 59 | 56 | 75 | 61 | 11 | ... | 3 |
| | Unnatural offences ... ... | 6 | ... | ... | 6 | 6 | 11 | 7 | 4 | ... | ... |
| Offences against property, Chapter XVII. | Theft ... ... ... ... | 19,424 | 2,369 | 1,976 | 15,079 | 15,191 | 33,596 | 20,246 | 12,143 | 12 | 1,195 |
| | Extortion ... ... ... | 402 | 70 | 6 | 326 | 321 | 992 | 850 | 89 | 1 | 52 |
| | Robbery and dacoity ... ... | 899 | 146 | 134 | 619 | 621 | 2,227 | 1,425 | 630 | 2 | 170 |
| | Criminal misappropriation of property. | 626 | 77 | 11 | 538 | 529 | 1,052 | 680 | 338 | ... | 34 |
| | Criminal breach of trust ... | 2,836 | 501 | 136 | 2,199 | 2,123 | 2,917 | 2,207 | 587 | 3 | 120 |
| | Receiving stolen property ... | 626 | 4 | 11 | 611 | 611 | 851 | 303 | 520 | 1 | 27 |
| | Cheating ... ... ... ... | 1,139 | 334 | 23 | 782 | 754 | 1,295 | 1,042 | 190 | 3 | 60 |
| | Fraudulent deeds and disposition of property. | 159 | 26 | ... | 133 | 132 | 418 | 310 | 99 | ... | 9 |
| | Mischief ... ... ... ... | 7,079 | 954 | 241 | 5,884 | 5,712 | 17,153 | 14,310 | 2,063 | 2 | 778 |
| | Criminal trespass ... ... | 11,081 | 1,287 | 864 | 8,930 | 8,943 | 23,750 | 18,441 | 4,551 | 8 | 750 |
| Offences relating to documents and to trade or property marks, Chapter XVIII. | | 261 | 43 | 6 | 212 | 214 | 593 | 455 | 58 | 1 | 79 |
| Criminal breach of contracts of service, Chapter XIX. | | 32 | 2 | ... | 30 | 29 | 80 | 53 | 27 | ... | ... |
| Offences relating to marriage, Chapter XX ... ... | | 1,054 | 135 | 39 | 880 | 851 | 1,321 | 1,590 | 145 | ... | 86 |
| Defamation, Chapter XXI ... ... ... ... | | 668 | 144 | 3 | 521 | 462 | 1,249 | 1,046 | 119 | ... | 84 |
| Criminal intimidation, insult and annoyance, Chapter XXII. | | 3,934 | 345 | 70 | 3,519 | 3,289 | 7,102 | 6,026 | 905 | ... | 171 |
| Offences under Special and Local Laws ... ... | | 121,181 | 779 | 397 | 120,005 | 119,385 | 141,490 | 33,062 | 107,346 | 43 | 1,039 |
| Total ... | | 235,213 | 10,979 | 5,510 | 218,724 | 213,030 | 375,387 | 210,078 | 157,354 | 107 | 7,848 |

(21)—*Statement of miscellaneous proceedings under the Criminal Procedure Code in the province of Madras in the year* 1890.

| Nature of proceedings. | Total number of cases before the Courts during the year. | Number of persons concerned. | Number of persons discharged. | Number of persons convicted. | Remarks. |
|---|---|---|---|---|---|
| 1 | 2 | 3 | 4 | 5 | 6 |
| 1. Proceedings against witnesses under Chapters VI and XXXV. | 9 | 9 | ... | 9 | |
| 2. Proceedings under Chapter VIII to prevent breach of the peace. | 118 | 727 | 299 | 360 | |
| 3. Proceedings under Chapter VIII, security for good behaviour. | 153 | 213 | 99 | 80 | |
| 4. Proceedings against local nuisances—Chapter X ... | 95 | 138 | 10 | 58 | |
| 5. Possession—Chapter XII ... ... ... ... ... | 100 | 392 | 47 | 98 | |
| 6. Frivolous or vexatious complaints summarily dealt with under Chapter XX, Section 250. | 480 | 501 | 6 | 495 | |
| 7. Non-attendance of Jurors or Assessors—Chapter XXIII. | 27 | 27 | 7 | 19 | |
| 8. Maintenance—Chapter XXXVI ... ... ... ... | 2,332 | 2,332 | 513 | 568 | |
| 9. Forfeiture of bail or recognizance under Chapter XLII. | 457 | 615 | 114 | 494 | |
| Total ... | 3,771 | 4,954 | 1,095 | 2,181 | |

## C.—JUDICIAL STATEMENTS (CRIMINAL)—*continued.*

(22)—*Statement showing the general result of criminal trials in the tribunals of various classes in the province of Madras in the year* 1890.

| Class of Courts. | Total number of persons under trial. | Persons whose cases were disposed of. | | | | | Persons remaining under trial at the end of the year. | Number of cases disposed of during the year. | Average number of days during which each case lasted. | Number of witnesses examined. |
|---|---|---|---|---|---|---|---|---|---|---|
| | | Died, escaped or transferred to another province. | Discharged or acquitted. | Convicted | | Committed or referred. | | | | |
| | | | | On regular trial. | On summary trial. | | | | | |
| 1 | 2 | 3 | 4 | 5 | 6 | 7 | 8 | 9 | 10 | 11 |
| *Courts in the interior.* | | | | | | | | | | |
| Village Officers ... ... ... ... ... | 18,229 | ... | 7,923 | 9,918 | ... | ... | 388 | 11,514 | ... | ... |
| Subordinate Magistrates. Special Magistrates under Section 14, C.P.C. | 6,715 | 3 | 2,045 | 4,551 | 2 | 24 | 90 | 5,137 | 4 | 5,823 |
| Subordinate Magistrates. Honorary Magistrates sitting singly. | ... | ... | ... | ... | ... | ... | ... | ... | ... | ... |
| Subordinate Magistrates. Stipendiary Magistrates sitting singly. | 281,890 | 98 | 183,054 | 86,224 | 1,220 | 3,842 | 7,452 | 130,892 | 7 | 313,942 |
| Subordinate Magistrates. Benches of Magistrates ... | 45,144 | 2 | 11,765 | 1,594 | 31,583 | ... | 200 | 38,672 | 1 | 24,835 |
| District and Divisional Magistrates—Cases referred under Sections 347 and 349, C.P.C. | 992 | ... | 205 | 715 | 1 | 44 | 27 | 597 | 8 | 1,734 |
| Chief Magistrates of Districts ... ... ... | 350 | ... | 185 | 109 | 41 | 6 | 9 | 128 | 9 | 541 |
| Courts of Session ... ... ... ... ... | 2,480 | 4 | 1,182 | 1,133 | ... | 112 | 49 | 1,035 | 27 | 9,105 |
| *Courts at the Presidency Town or Seat of Government.* | | | | | | | | | | |
| Presidency Magistrates ... ... ... ... | 41,852 | ... | 11,626 | 87 | 30,026 | 92 | 21 | 35,599 | ... | 17,838 |
| Superior Court. Original Jurisdiction ... | 84 | ... | 16 | 68 | ... | ... | ... | 51 | 25 | 338 |
| Superior Court. Under Section 307, C.P.C. ... | 49 | ... | 28 | 7 | ... | * 5 | 9 | 16 | ... | ... |
| Superior Court. Under Section 374, C.P.C. ... | 73 | ... | 13 | 53 | ... | ... | 7 | 60 | ... | ... |
| Total ... | 397,858 | 107 | 218,042 | 104,459 | 62,873 | 4,125 | 8,252 | 223,701 | ... | 374,156 |

* In the case of these persons new trial was ordered.



## C.—JUDICIAL STATEMENTS (CRIMINAL)—*continued.*

(23)—*Statement showing the punishments inflicted by the various criminal tribunals in the province of Madras in the year* 1890.

| Class of tribunals. | Persons sentenced to | | | | | | | | | | | Details of punishment. | | | | | | | | | | | | | | | | | | | | | | | | Number of boys whose sentences were commuted to detention in a Reformatory School. |
|---|---|---|---|---|---|---|---|---|---|---|---|---|---|---|---|---|---|---|---|---|---|---|---|---|---|---|---|---|---|---|---|---|---|---|---|---|---|
| | Death. | Transportation. | Penal servitude. | Imprisonment. | | Forfeiture of property. | Fine. | Whipping. | Persons ordered to find or give security for keeping the peace, or sureties for good behaviour. | Persons imprisoned in default of security for good behaviour. | | Fine. | | | | | | | | | | | | Imprisonment. | | | | | | | | Whipping. | | | |
| | | | | Rigorous. | Simple. | | | | | | | Amount paid by way of compensation. | Total amount of fines realized during the year. | Total amount of fines imposed during the year. | Above Rs. 1,000. | Rs. 1,000 and under. | Rs. 500 and under. | Rs. 100 and under. | Rs. 50 and under. | Rs. 10 and under. | 15 days and under. | 6 months and under. | 2 years and under. | 7 years and under. | Above 7 years. | 10 stripes and under. | 20 stripes and under. | 30 stripes and under. | | | | | | | | | |
| 1 | 2 | 3 | 4 | 5 | 6 | 7 | 8 | 9 | 10 | 11 | 12 | 13 | 14 | 15 | 16 | 17 | 18 | 19 | 20 | 21 | 22 | 23 | 24 | 25 | 26 | 27 | 28 | 29 | | | | | | | | | |
| *Courts in the interior.* | | | | | | | | | | | | | | | | | | | | | | | | | | | | | | | | | | | | | |
| Village Officers ... ... ... | ... | ... | ... | ... | * 6,918 | ... | 4,394 | ... | ... | ... | ... | 4,273 | 7,227 | 8,969 | ... | ... | ... | ... | ... | ... | 111 | 123 | ... | ... | ... | ... | ... | ... | ... | ... | ... | ... | ... | ... | ... | ... | ... |
| Subordinate Magistrates. Special Magistrates under Section 14, C.P.C. | ... | ... | ... | 184 | 54 | ... | ... | ... | ... | ... | ... | 121 | ... | ... | ... | ... | ... | ... | ... | ... | ... | 2 | ... | ... | ... | ... | ... | ... | ... | ... | ... | ... | ... | ... | ... | ... |
| Subordinate Magistrates. Honorary Magistrates sitting singly. | ... | ... | ... | ... | ... | ... | ... | ... | ... | ... | ... | ... | ... | ... | ... | ... | ... | ... | ... | ... | ... | ... | ... | ... | ... | ... | ... | ... | ... | ... | ... | ... | ... | ... | ... | ... |
| Subordinate Magistrates. Stipendiary Magistrates sitting singly. | ... | ... | ... | 15,476 | 1,625 | ... | 72,029 | 835 | ... | 306 | 47 | 62,429 | 8,979 | 406 | 4 | 3 | 121 | 496 | 8,979 | 184 | 11,766 | 814 | 9 | 250 | 461 | 184 | 15 | ... | ... | ... | ... | ... | ... | ... | ... | ... |
| Subordinate Magistrates. Benches of Magistrates ... | ... | ... | ... | 69 | 261 | ... | 32,783 | 71 | ... | 4 | ... | 32,714 | 66 | ... | 1 | ... | 3 | 8 | 66 | 4,553 | 17 | 405 | 3 | ... | 2 | 22 | 47 | ... | ... | ... | ... | ... | ... | ... | ... | ... |
| District and Divisional Magistrates—Cases referred under Sections 347 and 349, C.P.C. | ... | ... | ... | 674 | 20 | ... | 61 | ... | ... | 7 | ... | 16 | 51 | ... | 3 | ... | 5 | ... | 51 | 313 | 192 | 7 | ... | ... | 2 | 4 | ... | ... | ... | ... | ... | ... | ... | ... | ... | ... |
| Chief Magistrates of Districts ... | ... | ... | ... | 45 | 9 | ... | 95 | ... | ... | 9 | ... | 83 | 9 | 3 | 1 | 3 | 1 | 3 | 9 | 4 | 33 | 7 | 2 | ... | ... | 2 | ... | ... | ... | ... | ... | ... | ... | ... | ... | ... |
| Courts of Session ... ... ... | ... | 206 | ... | 881 | 33 | ... | 46 | ... | 21 | 11 | ... | 10 | 13 | 52 | 13 | 2 | 13 | 52 | 270 | 2 | 121 | 229 | 470 | 75 | 2 | 15 | 3 | ... | ... | ... | ... | ... | ... | ... | ... | ... |
| *Courts at the Presidency Town or Seat of Government.* | | | | | | | | | | | | 27,836 | 38,375 | 45,055 | ... | ... | ... | ... | 27,836 | 658 | 1,066 | 61 | 33 | 3 | 62 | 3 | ... | ... | ... | ... | ... | ... | ... | ... | ... | ... |
| Presidency Magistrates' Courts. Original Jurisdiction ... | 1 | 4 | ... | 1,620 | 215 | ... | 27,973 | 188 | 13 | ... | ... | 1 | ... | 10 | ... | ... | ... | ... | 1 | 2 | 10 | 15 | 2 | 3 | ... | ... | ... | ... | ... | ... | ... | ... | ... | ... | ... | ... |
| Superior Court. Under Section 307, C.P.C. ... | ... | ... | ... | 62 | 1 | ... | 1 | ... | ... | ... | ... | ... | ... | ... | ... | ... | ... | ... | ... | ... | 4 | 4 | 1 | ... | ... | ... | ... | ... | ... | ... | ... | ... | ... | ... | ... | ... |
| Superior Court. Under Section 374, C.P.C. | 37 | 15 | ... | 6 | ... | ... | ... | ... | ... | ... | ... | ... | ... | ... | ... | ... | ... | ... | ... | ... | ... | ... | ... | ... | ... | ... | ... | ... | ... | ... | ... | ... | ... | ... | ... | ... |
| | | | | 1 | ... | ... | ... | ... | ... | ... | ... | ... | ... | ... | ... | ... | ... | ... | ... | ... | ... | ... | ... | ... | ... | ... | ... | ... | ... | ... | ... | ... | ... | ... | ... | ... | ... |
| Total ... | 38 | 225 | ... | 19,018 | 12,136 | ... | 137,402 | 1,178 | † 440 | 47 | 22 | 127,161 | 9,606 | 583 | 166 | 10 | ... | 679,775 | 460,256 | 20,325 | 5,678 | 13,360 | 1,647 | 620 | 78 | 346 | 833 | 240 | | | | | | | | | 22 |

* Of these, 2,821 persons were confined in stocks.

† Of these, 102 persons were ordered under Section 106, C.P.C., to furnish sureties in addition to other punishments.

## C.—JUDICIAL STATEMENTS (CRIMINAL)—*continued.*

(24)—*Statement showing the result of appeal and revision in criminal cases in the province of Madras in the year* 1890.

| Tribunals. | Number of persons. | | | | | | | | | | | Average number of days during which each appeal lasted. |
|---|---|---|---|---|---|---|---|---|---|---|---|---|
| | Total number of appellants and applicants for revision before the courts. | Died, escaped, or transferred to another province. | Appeals or applications rejected. | Sentence or order confirmed. | Sentence enhanced. | Sentence reduced or otherwise altered. | Sentence reversed. | Proceedings quashed. | New trial or further inquiry ordered. | Referred for revision to the High Court. | Pending trial. | |
| 1 | 2 | 3 | 4 | 5 | 6 | 7 | 8 | 9 | 10 | 11 | 12 | 13 |
| *Appeals.* | | | | | | | | | | | | |
| To Chief Magistrates of Districts* ... ... | 13,123 | 2 | 645 | 6,560 | ... | 922 | 4,046 | 10 | 160 | ... | 778 | 23 |
| To Courts of Session ... ... ... ... ... | 1,378 | ... | 206 | 596 | ... | 166 | 267 | 1 | 31 | 1 | 110 | 27 |
| To Superior Courts † by persons convicted ... | 1,010 | 1 | 170 | 481 | ... | 132 | 65 | ... | 24 | ... | 137 | 55 |
| To Superior Courts † by Government from judgments of acquittal. | 101 | ... | ... | 4 | ... | ... | 5 | ... | 82 | ... | 10 | |
| Total ... | 15,612 | 3 | 1,021 | 7,641 | ... | 1,220 | 4,383 | 11 | 297 | 1 | 1,035 | ... |
| *Revision.* | | | | | | | | | | | | |
| By Chief Magistrates of Districts ... ... ... | 2,308 | ... | 1,226 | 422 | ... | 17 | 4 | 30 | 397 | 136 | 76 | 14 |
| By Courts of Session ... ... ... ... ... | 1,304 | ... | 564 | 384 | ... | 2 | 8 | 43 | 91 | 94 | 118 | 33 |
| By Superior Court ... ... ... ... ... | 1,918 | ... | 445 | 478 | 25 | 63 | ... | 251 | 135 | ... | 521 | ... |
| Total ... | 5,530 | ... | 2,235 | 1,284 | 25 | 82 | 12 | 324 | 623 | 230 | 715 | ... |
| Grand Total ... | 21,142 | 3 | 3,256 | 8,925 | 25 | 1,302 | 4,395 | 335 | 920 | 231 | 1,750 | ... |

* Or other Magistrates authorized to hear appeals under Section 407, C.P.C.
† Persons concerned in cases under Sections 307 and 374, C.P.C., are excluded, as they are separately shown in Statement No. 22.
NOTE.—Persons in cases taken up for revision of the courts' own motion are also included.



## C.—JUDICIAL STATEMENTS—*continued.*

(25)—(*Civil and Criminal*).—*Statement showing use of juries and assessors in the civil and criminal courts in the province of Madras in the year* 1890.

| Classes of courts in which jurors or assessors are employed. | Established or average number of jury or assessors in each case, and prescribed qualifications. | Number of cases tried by jury. | Number of cases tried with assessors. | Jury trials. | | | | | Assessors' trials. | | | Remarks. |
|---|---|---|---|---|---|---|---|---|---|---|---|---|
| | | | | Cases in which the judge approved of the verdict. | Cases in which the judge did not approve of the verdict. | | Number of persons, the verdict in respect to whom the judge disapproved. | | Number of cases in which judge agreed with assessors. | Number of cases in which judge differed from | | |
| | | | | | Wholly. | Partially. | Whose cases he referred under Section 307, C.P.C. | Whose cases he did not refer under Section 307, C.P.C. | | One assessor. | Both assessors. | |
| 1 | 2 | 3 | 4 | 5 | 6 | 7 | 8 | 9 | 10 | 11 | 12 | 13 |
| I.—*Civil Courts.* | | | | | | | | | | | | |
| Chief Courts of Districts (or officers specially empowered) acting under Act X of 1870. | Assessors. 2 | ... | 19 | ... | ... | ... | ... | ... | 9 | 6 | 4 | |
| II.—*Criminal Courts.* | | | | | | | | | | | | |
| Magistrates' Courts under Chapter X, Criminal Procedure Code. | Jurors ... 5 | 2 | ... | 2 | ... | ... | ... | ... | ... | ... | ... | |
| Act III of 1884 ... ... ... | 5 | 2 | ... | ... | 2 | ... | ... | 2 | ... | ... | ... | |
| Courts of Session. | Jurors ... *5 | †365 | ... | 334 | 13 | 15 | 43 | 12 | ... | ... | ... | |
| | Assessors. *2 | ... | ‡610 | ... | ... | ... | ... | ... | 416 | 62 | 121 | |
| High Court, Original Criminal Jurisdiction. | Jurors ... 9 | 37 | ... | 37 | ... | ... | ... | ... | ... | ... | ... | |
| Total ... | ... | 406 | 629 | 373 | 15 | 15 | 43 | 14 | 425 | 68 | 125 | |

* Qualifications as prescribed in Sections 319 and 320 of the Code of Criminal Procedure (Act X of 1882).
† Includes 3 cases in which the verdict of the Jury was not taken as the prisoners pleaded guilty.
‡ Includes 11 cases in which the opinion of assessors was not taken.

D.—

(26)—*Statement showing the distribution of the prisoners of all classes confined in*



PRISONS.

*the jails and the subsidiary jails of the Madras Presidency during the year* 1890.

| 1 | 2 | 3 | 4 | | | 5 | | | 6 | | | 7 | | | 8 | | | 9 | | | 10 | | |
|---|---|---|---|---|---|---|---|---|---|---|---|---|---|---|---|---|---|---|---|---|---|---|---|
| Station. | Place of confinement. | Classes of prisoners. | Remained at the commencement of the year. | | | Received during the year. | | | Total. | | | Discharged from all causes. | | | Remaining at end of the year. | | | Daily average number of each class. | | | Total daily average of whole jail. | | |
| | | | M. | F. | Total. | M. | F. | Total. | M. | F. | Total. | M. | F. | Total. | M. | F. | Total. | M. | F. | Total. | M. | F. | Total. |
| Rajahmundry. | Central Prison. | Convicts ... | 499 | 24 | 523 | 686 | 35 | 721 | 1,185 | 59 | 1,244 | 629 | 36 | 665 | 556 | 23 | 579 | 500·31 | 22·17 | 522·48 | 507·82 | 22·51 | 530·33 |
| | | Under-trial ... | 8 | ... | 8 | 66 | 4 | 70 | 74 | 4 | 78 | 67 | 4 | 71 | 7 | ... | 7 | 3·75 | ·34 | 4·29 | | | |
| | | Civil ... | 2 | ... | 2 | 22 | ... | 22 | 24 | ... | 24 | 22 | ... | 22 | 2 | ... | 2 | 3·56 | ... | 3·56 | | | |
| Vellore ... | Do. | Convicts ... | 852 | 32 | 884 | 916 | 103 | 1,019 | 1,768 | 135 | 1,903 | 795 | 66 | 861 | 973 | 69 | 1,042 | 911·64 | 52·14 | 963·78 | 919·08 | 52·14 | 971·22 |
| | | Under-trial ... | ... | ... | ... | 1 | ... | 1 | 1 | ... | 1 | 1 | ... | 1 | ... | ... | ... | ·09 | ... | ·09 | | | |
| | | Civil ... | 11 | ... | 11 | 34 | 1 | 35 | 45 | 1 | 46 | 36 | 1 | 37 | 9 | ... | 9 | 7·35 | ... | 7·35 | | | |
| Trichinopoly ... | Do. | Convicts ... | 617 | 19 | 636 | 1,134 | 36 | 1,170 | 1,751 | 55 | 1,806 | 810 | 55 | 865 | 941 | ... | 941 | 785·13 | 6·95 | 792·08 | 787·34 | 7·08 | 794·42 |
| | | Under-trial ... | ... | ... | ... | 3 | ... | 3 | 3 | ... | 3 | 3 | ... | 3 | ... | ... | ... | ·65 | ... | ·65 | | | |
| | | Civil ... | 1 | ... | 1 | 22 | 1 | 23 | 23 | 1 | 24 | 17 | 1 | 18 | 6 | ... | 6 | 1·56 | ·13 | 1·69 | | | |
| Coimbatore ... | Do. | Convicts ... | 814 | 15 | 829 | 893 | 13 | 906 | 1,707 | 28 | 1,735 | 975 | 28 | 1,003 | 732 | ... | 732 | 794·00 | 4·57 | 798·57 | 806·90 | 4·91 | 811·81 |
| | | Under-trial ... | 8 | ... | 8 | 134 | 6 | 140 | 142 | 6 | 148 | 117 | 6 | 123 | 25 | ... | 25 | 6·27 | ·20 | 6·47 | | | |
| | | Civil ... | 7 | ... | 7 | 71 | 4 | 75 | 78 | 4 | 82 | 67 | 3 | 70 | 11 | 1 | 12 | 6·63 | ·14 | 6·77 | | | |
| Cannanore ... | Do. | Convicts ... | 463 | ... | 463 | 398 | 1 | 399 | 861 | 1 | 862 | 237 | 1 | 238 | 624 | ... | 624 | 522·03 | ... | 522·03 | 522·20 | ... | 522·20 |
| | | Under-trial ... | ... | ... | ... | 1 | ... | 1 | 1 | ... | 1 | 1 | ... | 1 | ... | ... | ... | ·06 | ... | ·06 | | | |
| | | Civil ... | ... | ... | ... | 1 | ... | 1 | 1 | ... | 1 | ... | ... | ... | 1 | ... | 1 | ·11 | ... | ·11 | | | |
| Salem ... | Do. | Convicts ... | 516 | 20 | 536 | 736 | 77 | 813 | 1,252 | 97 | 1,349 | 721 | 61 | 782 | 531 | 36 | 567 | 527·38 | 29·93 | 557·31 | 542·92 | 30·15 | 573·07 |
| | | Under-trial ... | 4 | ... | 4 | 117 | 4 | 112 | 121 | 4 | 125 | 111 | 4 | 115 | 10 | ... | 10 | 7·28 | ·22 | 7·50 | | | |
| | | Civil ... | 6 | ... | 6 | 56 | ... | 66 | 72 | ... | 72 | 65 | ... | 65 | 7 | ... | 7 | 8·26 | ... | 8·26 | | | |
| Madras ... | Do. | Convicts ... | 662 | 35 | 697 | 3,008 | 249 | 3,257 | 3,670 | 284 | 3,954 | 2,999 | 244 | 3,243 | 671 | 40 | 711 | 655·94 | 30·58 | 686·52 | 666·44 | 31·68 | 698·12 |
| | | Under-trial ... | 17 | ... | 17 | 101 | 8 | 109 | 118 | 8 | 126 | 108 | 8 | 116 | 10 | ... | 10 | 8·11 | ·72 | 8·83 | | | |
| | | Civil ... | ... | ... | ... | 50 | 13 | 63 | 50 | 13 | 63 | 47 | 13 | 60 | 3 | ... | 3 | 2·39 | ·38 | 2·77 | | | |
| Russellkonda... | Hill Jail | Convicts ... | 92 | 6 | 98 | 259 | 4 | 263 | 351 | 10 | 361 | 266 | 9 | 275 | 85 | 1 | 86 | 94·06 | 2·92 | 96·98 | 95·71 | 2·92 | 98·63 |
| | | Under-trial ... | ... | ... | ... | 2 | ... | 2 | 2 | ... | 2 | 2 | ... | 2 | ... | ... | ... | ·45 | ... | ·45 | | | |
| | | Civil ... | ... | ... | ... | 4 | ... | 4 | 4 | ... | 4 | 1 | ... | 1 | 3 | ... | 3 | 1·20 | ... | 1·20 | | | |
| Berhampore ... | District Jail | Convicts ... | 228 | 7 | 235 | 501 | 18 | 519 | 729 | 25 | 754 | 577 | 21 | 598 | 152 | 4 | 156 | 159·65 | 5·19 | 164·84 | 169·41 | 5·47 | 174·88 |
| | | Under-trial ... | ... | ... | ... | 65 | 7 | 72 | 65 | 7 | 72 | 64 | 7 | 71 | 1 | ... | 1 | 2·57 | ·13 | 2·70 | | | |
| | | Civil ... | 5 | ... | 5 | 25 | 1 | 26 | 30 | 1 | 31 | 22 | 1 | 23 | 8 | ... | 8 | 7·19 | ·15 | 7·34 | | | |
| Vizagapatam ... | Do. | Convicts ... | 128 | 16 | 144 | 482 | 81 | 563 | 610 | 97 | 707 | 418 | 81 | 499 | 192 | 16 | 208 | 120·50 | 13·88 | 134·38 | 126·69 | 14·30 | 140·99 |
| | | Under-trial ... | 1 | ... | 1 | 121 | 18 | 139 | 122 | 18 | 140 | 117 | 16 | 133 | 5 | 2 | 7 | 2·13 | ·20 | 2·33 | | | |
| | | Civil ... | 2 | 1 | 3 | 12 | 1 | 13 | 14 | 2 | 16 | 10 | 2 | 12 | 4 | ... | 4 | 4·06 | ·22 | 4·28 | | | |
| Parvatipur ... | Hill Jail | Convicts ... | 217 | 2 | 219 | 568 | 6 | 574 | 785 | 8 | 793 | 600 | 6 | 606 | 185 | 2 | 187 | 200·96 | 1·94 | 202·90 | 200·96 | 1·94 | 202·90 |
| | | Under-trial ... | ... | ... | ... | ... | ... | ... | ... | ... | ... | ... | ... | ... | ... | ... | ... | ... | ... | ... | | | |
| | | Civil ... | ... | ... | ... | ... | ... | ... | ... | ... | ... | ... | ... | ... | ... | ... | ... | ... | ... | ... | | | |
| Guntur ... | District Jail | Convicts ... | 127 | 7 | 134 | 484 | 26 | 510 | 611 | 33 | 644 | 443 | 21 | 464 | 168 | 12 | 180 | 144·76 | 7·53 | 152·29 | 149·42 | 7·75 | 157·17 |
| | | Under-trial ... | 9 | ... | 9 | 65 | 2 | 67 | 74 | 2 | 76 | 73 | 2 | 75 | 1 | ... | 1 | 2·14 | ·10 | 2·24 | | | |
| | | Civil ... | 14 | ... | 14 | 13 | 1 | 14 | 27 | 1 | 28 | 26 | 1 | 27 | 1 | ... | 1 | 2·52 | ·12 | 2·64 | | | |
| Nellore ... | Do. | Convicts ... | 60 | 1 | 61 | 288 | 20 | 308 | 348 | 21 | 369 | 213 | 20 | 233 | 135 | 1 | 136 | 72·07 | 2·53 | 74·60 | 81·06 | 3·47 | 84·53 |
| | | Under-trial ... | 5 | 1 | 6 | 88 | 13 | 101 | 93 | 14 | 107 | 88 | 12 | 100 | 5 | 2 | 7 | 6·94 | ·63 | 7·57 | | | |
| | | Civil ... | 2 | ... | 2 | 13 | 2 | 15 | 15 | 2 | 17 | 14 | 1 | 15 | 1 | 1 | 2 | 2·05 | ·31 | 2·36 | | | |
| Kurnool ... | Do. | Convicts ... | 61 | 4 | 65 | 237 | 8 | 245 | 298 | 12 | 310 | 223 | 10 | 233 | 75 | 2 | 77 | 58·03 | 2·05 | 60·08 | 65·15 | 2·43 | 67·58 |
| | | Under-trial ... | 3 | 1 | 4 | 70 | 5 | 75 | 73 | 6 | 79 | 70 | 6 | 76 | 3 | ... | 3 | 4·93 | ·33 | 5·26 | | | |
| | | Civil ... | 4 | ... | 4 | 16 | 1 | 17 | 20 | 1 | 21 | 76 | 1 | 17 | 4 | ... | 4 | 2·40 | ·05 | 2·24 | | | |
| Bellary ... | Do. | Convicts ... | 236 | 15 | 251 | 480 | 23 | 503 | 716 | 38 | 754 | 447 | 25 | 472 | 269 | 13 | 282 | 248·33 | 14·77 | 263·10 | 258·25 | 14·94 | 273·19 |
| | | Under-trial ... | 17 | 1 | 18 | 80 | 3 | 83 | 97 | 4 | 101 | 95 | 4 | 99 | 2 | ... | 2 | 5·39 | ·17 | 5·56 | | | |
| | | Civil ... | 6 | ... | 6 | 31 | ... | 31 | 37 | ... | 37 | 27 | ... | 27 | 10 | ... | 10 | 4·53 | ... | 4·53 | | | |
| Cuddapah ... | Do. | Convicts ... | 122 | 9 | 131 | 502 | 24 | 526 | 624 | 33 | 657 | 483 | 29 | 512 | 141 | 4 | 145 | 126·32 | 7·69 | 134·01 | 137·89 | 8·35 | 146·24 |
| | | Under-trial ... | 4 | ... | 4 | 159 | 13 | 172 | 163 | 13 | 176 | 150 | 13 | 163 | 13 | ... | 13 | 7·57 | ·56 | 8·13 | | | |
| | | Civil ... | 17 | ... | 17 | 33 | 1 | 34 | 50 | 1 | 51 | 39 | 1 | 40 | 11 | ... | 11 | 4·00 | ·10 | 4·10 | | | |
| Cuddalore ... | Do. | Convicts ... | 200 | 7 | 207 | 549 | 22 | 571 | 749 | 29 | 778 | 572 | 22 | 594 | 177 | 7 | 184 | 198·84 | 6·23 | 205·07 | 210·27 | 6·59 | 216·86 |
| | | Under-trial ... | 6 | ... | 6 | 161 | 7 | 168 | 167 | 7 | 174 | 159 | 7 | 166 | 8 | ... | 8 | 7·70 | ·36 | 8·06 | | | |
| | | Civil ... | 2 | ... | 2 | 28 | ... | 28 | 30 | ... | 30 | 23 | ... | 23 | 7 | ... | 7 | 3·73 | ... | 3·73 | | | |
| Tanjore ... | Do. | Convicts ... | 274 | 8 | 282 | 773 | 34 | 807 | 1,047 | 42 | 1,089 | 776 | 37 | 813 | 271 | 5 | 276 | 273·31 | 6·43 | 279·74 | 292·78 | 7·21 | 299·99 |
| | | Under-trial ... | 20 | ... | 20 | 164 | 7 | 171 | 184 | 7 | 191 | 182 | 7 | 189 | 2 | ... | 2 | 9·99 | ·62 | 10·61 | | | |
| | | Civil ... | 14 | ... | 14 | 87 | 3 | 90 | 101 | 3 | 104 | 81 | 1 | 82 | 20 | 2 | 22 | 9·48 | ·16 | 9·64 | | | |
| Madura ... | Do. | Convicts ... | 230 | 9 | 239 | 640 | 24 | 664 | 870 | 33 | 903 | 566 | 21 | 587 | 304 | 12 | 316 | 239·37 | 8·21 | 247·58 | 262·37 | 8·63 | 271·00 |
| | | Under-trial ... | 8 | ... | 8 | 172 | 6 | 178 | 180 | 6 | 186 | 177 | 5 | 182 | 3 | 1 | 4 | 8·32 | ·25 | 8·57 | | | |
| | | Civil ... | 18 | ... | 18 | 117 | 2 | 119 | 135 | 2 | 137 | 106 | 1 | 107 | 29 | 1 | 30 | 14·68 | ·17 | 14·85 | | | |
| Tinnevelly ... | Do. | Convicts ... | 216 | 1 | 217 | 952 | 9 | 961 | 1,168 | 10 | 1,178 | 936 | 9 | 945 | 232 | 1 | 233 | 248·25 | 1·72 | 249·87 | 274·06 | 1·87 | 275·93 |
| | | Under-trial ... | 3 | ... | 3 | 254 | 3 | 257 | 257 | 3 | 260 | 236 | 3 | 239 | 21 | ... | 21 | 21·52 | ·15 | 21·67 | | | |
| | | Civil ... | 3 | ... | 3 | 29 | ... | 29 | 32 | ... | 32 | 25 | ... | 25 | 7 | ... | 7 | 4·29 | ... | 4·29 | | | |
| Calicut ... | Do. | Convicts ... | 233 | 15 | 248 | 903 | 11 | 914 | 1,136 | 26 | 1,162 | 936 | 26 | 962 | 200 | ... | 200 | 249·93 | 5·45 | 255·38 | 277·15 | 6·86 | 284·01 |
| | | Under-trial ... | 1 | 1 | 2 | 89 | 2 | 91 | 90 | 3 | 93 | 82 | 3 | 85 | 8 | ... | 8 | 3·72 | ·12 | 3·84 | | | |
| | | Civil ... | 32 | 3 | 35 | 212 | 13 | 225 | 244 | 16 | 260 | 205 | 16 | 221 | 39 | ... | 39 | 23·50 | 1·29 | 24·79 | | | |
| Mangalore ... | Do. | Convicts ... | 39 | 3 | 42 | 257 | 17 | 274 | 296 | 20 | 316 | 220 | 16 | 236 | 76 | 4 | 80 | 64·48 | 3·37 | 67·85 | 72·07 | 3·52 | 76·49 |
| | | Under-trial ... | 4 | 2 | 6 | 129 | 9 | 138 | 133 | 11 | 144 | 131 | 11 | 142 | 2 | ... | 2 | 4·60 | ·10 | 4·70 | | | |
| | | Civil ... | 3 | ... | 3 | 60 | 1 | 61 | 63 | 1 | 64 | 54 | 1 | 55 | 9 | ... | 9 | 3·89 | ·05 | 3·94 | | | |
| Total, Central and District Jails. | | Convicts ... | 6,886 | 255 | 7,141 | 15,646 | 841 | 16,487 | 22,532 | 1,096 | 23,628 | 14,842 | 844 | 15,686 | 7,690 | 252 | 7,942 | 7,195·29 | 236·25 | 7,431·54 | 7,426·84 | 244·72 | 7,671·56 |
| | | Under-trial ... | 118 | 6 | 124 | 2,042 | 117 | 2,159 | 2,160 | 123 | 2,283 | 2,034 | 118 | 2,152 | 126 | 5 | 131 | 114·38 | 5·20 | 119·58 | | | |
| | | Civil ... | 149 | 4 | 153 | 946 | 45 | 991 | 1,095 | 49 | 1,144 | 903 | 44 | 947 | 192 | 5 | 197 | 117·17 | 3·27 | 120·44 | | | |
| | | Total ... | 7,153 | 265 | 7,418 | 18,634 | 1,003 | 19,637 | 25,787 | 1,268 | 27,055 | 17,779 | 1,006 | 18,785 | 8,008 | 262 | 8,270 | 7,426·84 | 244·72 | 7,671·56 | ... | ... | ... |

## D.—PRISONS

(26)—*Statement showing the distribution of the prisoners of all classes confined in the jails*

| 1 | 2 | 3 | 4 | | | 5 | | | 6 | | |
|---|---|---|---|---|---|---|---|---|---|---|---|
| Station. | Place of confinement. | Classes of prisoners. | Remained at the commencement of the year. | | | Received during the year. | | | Total. | | |
| | | | M. | F. | Total. | M. | F. | Total. | M. | F. | Total. |
| Ootacamund ... | European Prison.* | Convicts ... ... | 11 | ... | 11 | 7 | ... | 7 | 18 | ... | 18 |
| | | Under-trial ... | ... | ... | ... | ... | ... | ... | ... | ... | ... |
| | | Civil ... ... | ... | ... | ... | ... | ... | ... | ... | ... | ... |
| | | Total ... | 11 | ... | 11 | 7 | ... | 7 | 18 | ... | 18 |
| Madras ... | Debtors' Jail ... | Civil ... ... | 26 | ... | 26 | 427 | ... | 427 | 453 | ... | 453 |
| Subsidiary Jails ... ... ... | | Convicts ... ... | 299 | 26 | 325 | 21,711 | 1,915 | 23,626 | 22,010 | 1,941 | 23,951 |
| | | Under-trial ... | 724 | 30 | 754 | 22,562 | 1,007 | 23,569 | 23,286 | 1,037 | 24,323 |
| | | Civil ... ... | 13 | ... | 13 | 101 | 14 | 115 | 114 | 14 | 128 |
| | | Total ... | 1,036 | 56 | 1,092 | 44,374 | 2,936 | 47,310 | 45,410 | 2,992 | 48,402 |
| | Grand Total ... | Convicts ... ... | 7,196 | 281 | 7,477 | 37,364 | 2,756 | 40,120 | 44,560 | 3,037 | 47,597 |
| | | Under-trial ... | 842 | 36 | 878 | 24,604 | 1,124 | 25,728 | 25,446 | 1,160 | 26,606 |
| | | Civil ... ... | 188 | 4 | 192 | 1,474 | 59 | 1,533 | 1,662 | 63 | 1,725 |
| | | Total of all ... | 8,226 | 321 | 8,547 | 63,442 | 3,939 | 67,381 | 71,668 | 4,260 | 75,928 |

* Jail abolished.



267

—*continued.*

*and subsidiary jails of the Madras Presidency during the year* 1890—continued.

| 7 | | | 8 | | | 9 | | | 10 | | |
|---|---|---|---|---|---|---|---|---|---|---|---|
| Discharged from all causes. | | | Remaining at end of the year. | | | Daily average number of each class. | | | Total daily average of whole jail. | | |
| M. | F. | Total. | M. | F. | Total. | M. | F. | Total. | M. | F. | Total. |
| 18 | ... | 18 | ... | ... | ... | 12·44 | ... | 12·44 | 12·44 | ... | 12·44 |
| ... | ... | ... | ... | ... | ... | ... | ... | ... | | | |
| ... | ... | ... | ... | ... | ... | ... | ... | ... | | | |
| 18 | ... | 18 | ... | ... | ... | 12·44 | ... | 12·44 | ... | ... | ... |
| 438 | ... | 438 | 15 | ... | 15 | 21·34 | ... | 21·34 | 21·34 | ... | 21·34 |
| 22,594 | 1,904 | 23,498 | 416 | 37 | 453 | 470·32 | 39·55 | 509·87 | 1,160·36 | 64·92 | 1,225·28 |
| 22,415 | 1,010 | 23,425 | 871 | 27 | 898 | 682·65 | 25·02 | 707·67 | | | |
| 107 | 13 | 120 | 7 | 1 | 8 | 7·39 | ·35 | 7·74 | | | |
| 44,116 | 2,927 | 47,043 | 1,294 | 65 | 1,359 | 1,160·36 | 64·92 | 1,225·28 | ... | ... | ... |
| 36,454 | 2,748 | 39,202 | 8,106 | 289 | 8,395 | 7,678·05 | 275·80 | 7,953·85 | 8,620·98 | 309·64 | 8,930·62 |
| 24,449 | 1,128 | 25,577 | 997 | 32 | 1,029 | 797·03 | 30·22 | 827·25 | | | |
| 1,448 | 57 | 1,505 | 214 | 6 | 220 | 145·90 | 3·62 | 149·52 | | | |
| 62,351 | 3,933 | 66,284 | 9,317 | 327 | 9,644 | 8,620·98 | 309·64 | 8,930·62 | ... | ... | ... |

# D.—PRISONS—*continued.*

## (27)—*Statement showing the number and disposal of the convicts in the jails and the subsidiary jails of the Madras Presidency during the year* 1890.

| Serial number. | Jails. | 3 Remained at the close of the previous year. | | 4 Imprisoned during the present year 1890. | | 5 Total. | | 6 Received by transfer. A. To undergo sentence. From jails in the province. | | From subsidiary jails to district jails in the province. | | From jails outside the province. | | B. In transit for transportation or to other jails. From jails in the province. | | From jails outside the province. | | 7 Grand Total. | | | 8 Transferred to other jails. A. To undergo sentence. | | B. For transportation beyond seas, &c. | |
|---|---|---|---|---|---|---|---|---|---|---|---|---|---|---|---|---|---|---|---|---|---|---|---|---|
| | | M. | F. | M. | F. | M. | F. | M. | F. | M. | F. | M. | F. | M. | F. | M. | F. | M. | F. | Total. | M. | F. | M. | F. |
| | *Central Prisons.* | | | | | | | | | | | | | | | | | | | | | | | |
| 1 | Rajahmundry | 499 | 24 | 488 | 29 | 987 | 53 | 180 | 6 | ... | ... | ... | ... | 18 | ... | ... | ... | 1,185 | 59 | 1,244 | 13 | ... | 5 | ... |
| 2 | Vellore | 852 | 32 | 779 | 53 | 1,631 | 85 | 122 | 49 | ... | ... | 15 | 1 | ... | ... | ... | ... | 1,768 | 135 | 1,903 | 80 | ... | 6 | 2 |
| 3 | Trichinopoly | 617 | 19 | 499 | 31 | 1,116 | 50 | 635 | 5 | ... | ... | ... | ... | ... | ... | ... | ... | 1,751 | 55 | 1,806 | 143 | 37 | 14 | ... |
| 4 | Coimbatore | 814 | 15 | 863 | 13 | 1,677 | 28 | 30 | ... | ... | ... | ... | ... | ... | ... | ... | ... | 1,707 | 28 | 1,735 | 114 | 23 | ... | ... |
| 5 | Cannanore | 463 | ... | 172 | 1 | 635 | 1 | 170 | ... | 56 | ... | ... | ... | ... | ... | ... | ... | 861 | 1 | 862 | 78 | 1 | ... | ... |
| 6 | Salem | 516 | 20 | 681 | 32 | 1,197 | 52 | 55 | 45 | ... | ... | ... | ... | ... | ... | ... | ... | 1,252 | 97 | 1,349 | 95 | ... | 3 | 3 |
| 7 | Penitentiary | 602 | 35 | 2,695 | 241 | 3,357 | 276 | 143 | 1 | ... | ... | 6 | ... | 163 | 7 | 1 | ... | 3,670 | 284 | 3,954 | 157 | ... | 202 | ... |
| | Total ... | 4,423 | 145 | 6,177 | 400 | 10,600 | 545 | 1,335 | 106 | 56 | ... | 21 | 1 | 181 | 7 | 1 | ... | 12,194 | 659 | 12,853 | 680 | 61 | 230 | 5 |
| | *District Jails.* | | | | | | | | | | | | | | | | | | | | | | | |
| 8 | Russellkonda | 92 | 6 | 258 | 4 | 350 | 10 | 1 | ... | ... | ... | ... | ... | ... | ... | ... | ... | 351 | 10 | 361 | ... | ... | ... | ... |
| 9 | Berhampore | 228 | 7 | 501 | 18 | 729 | 25 | ... | ... | ... | ... | ... | ... | ... | ... | ... | ... | 729 | 25 | 754 | 37 | ... | 3 | ... |
| 10 | Vizagapatam | 128 | 16 | 379 | 81 | 507 | 97 | 103 | ... | ... | ... | ... | ... | ... | ... | ... | ... | 610 | 97 | 707 | 22 | 2 | ... | ... |
| 11 | Parvatipur | 217 | 2 | 568 | 6 | 785 | 8 | ... | ... | ... | ... | ... | ... | ... | ... | ... | ... | 785 | 8 | 793 | 103 | ... | ... | ... |
| 12 | Guntur | 127 | 7 | 78 | 6 | 205 | 13 | 1 | ... | 405 | 20 | ... | ... | ... | ... | ... | ... | 611 | 33 | 644 | 83 | 4 | 3 | ... |
| 13 | Nellore | 60 | 1 | 244 | 20 | 304 | 21 | 44 | ... | ... | ... | ... | ... | ... | ... | ... | ... | 348 | 21 | 369 | 17 | 1 | 1 | ... |
| 14 | Kurnool | 61 | 4 | 237 | 8 | 298 | 12 | ... | ... | ... | ... | ... | ... | ... | ... | ... | ... | 298 | 12 | 310 | 49 | 1 | ... | ... |
| 15 | Bellary | 236 | 15 | 453 | 23 | 689 | 38 | 26 | ... | 1 | ... | ... | ... | ... | ... | ... | ... | 716 | 38 | 754 | ... | ... | 1 | 2 |
| 16 | Cuddapah | 122 | 9 | 502 | 24 | 624 | 33 | ... | ... | ... | ... | ... | ... | ... | ... | ... | ... | 624 | 33 | 657 | 41 | 3 | 5 | 1 |
| 17 | Cuddalore | 200 | 7 | 546 | 22 | 746 | 29 | 2 | ... | 1 | ... | ... | ... | ... | ... | ... | ... | 749 | 29 | 778 | 140 | 4 | ... | ... |
| 18 | Tanjore | 274 | 8 | 681 | 33 | 955 | 41 | 92 | 1 | ... | ... | ... | ... | ... | ... | ... | ... | 1,047 | 42 | 1,089 | 134 | 10 | ... | ... |
| 19 | Madura | 230 | 9 | 640 | 24 | 870 | 33 | ... | ... | ... | ... | ... | ... | ... | ... | ... | ... | 870 | 33 | 903 | 92 | ... | ... | ... |
| 20 | Tinnevelly | 216 | 1 | 949 | 9 | 1,165 | 10 | 3 | ... | ... | ... | ... | ... | ... | ... | ... | ... | 1,168 | 10 | 1,178 | 285 | 3 | ... | ... |
| 21 | Calicut | 233 | 15 | 903 | 10 | 1,136 | 25 | ... | 1 | ... | ... | ... | ... | ... | ... | ... | ... | 1,136 | 26 | 1,162 | *146 | 4 | ... | ... |
| 22 | Mangalore | 39 | 3 | 257 | 17 | 296 | 20 | ... | ... | ... | ... | ... | ... | ... | ... | ... | ... | 296 | 20 | 316 | 14 | ... | ... | ... |
| | Total ... | 2,463 | 110 | 7,196 | 305 | 9,659 | 415 | 272 | 2 | 407 | 20 | ... | ... | ... | ... | ... | ... | 10,338 | 437 | 10,775 | 1,172 | 32 | 13 | 3 |
| | Total, Central and District Jails ... | 6,886 | 255 | 13,373 | 705 | 20,259 | 960 | 1,607 | 108 | 463 | 20 | 21 | 1 | 181 | 7 | 1 | ... | 22,532 | 1,096 | 23,628 | 1,852 | 93 | 243 | 8 |
| 23 | European Prison | 11 | ... | 3 | ... | 14 | ... | 4 | ... | ... | ... | ... | ... | ... | ... | ... | ... | 18 | ... | 18 | 14 | ... | ... | ... |
| 24 | Subsidiary Jails | 299 | 26 | 11,652 | 1,583 | 11,951 | 1,609 | ... | ... | ... | ... | ... | ... | 10,059 | 332 | ... | ... | 22,010 | 1,941 | 23,951 | *10,230 | 334 | ... | ... |
| | Grand Total ... | 7,196 | 281 | 25,028 | 2,288 | 32,224 | 2,569 | 1,611 | 108 | 463 | 20 | 21 | 1 | 10,240 | 339 | 1 | ... | 44,560 | 3,037 | 47,597 | 12,096 | 427 | 243 | 8 |

* 5 escaped in transit and are shown in Statement No. 31 { 1 Calicut Jail. 4 Subsidiary Jails.





# D.—PRISONS—*continued.*

## (27)—*Statement showing the number and disposal of the convicts in the jails and the subsidiary jails of the Madras Presidency during the year* 1890—continued.

| Serial number. | Jails. | 9 Released during the year. A. On appeal. | | B. On expiry of sentence. | | C. Under remission rules. | | D. By order of Government. a. On account of sickness. | | b. On other grounds. | | 10 Transported beyond seas. | | 11 Transferred to Lunatic Asylums. | | 12 Escaped. | | 13 Executed. | | 14 Died. | | 15 Remaining at the end of the present year. | | | 16 Daily average number. | | |
|---|---|---|---|---|---|---|---|---|---|---|---|---|---|---|---|---|---|---|---|---|---|---|---|---|---|---|
| | | M. | F. | M. | F. | M. | F. | M. | F. | M. | F. | M. | F. | M. | F. | M. | F. | M. | F. | M. | F. | M. | F. | Total. | M. | F. | Total. |
| | *Central Prisons.* | | | | | | | | | | | | | | | | | | | | | | | | | | |
| 1 | Rajahmundry | 45 | 2 | 461 | 27 | 86 | 5 | 1 | 1 | ... | ... | ... | ... | ... | ... | 1 | ... | 3 | ... | 14 | 1 | 536 | 23 | 579 | 500·31 | 22·17 | 522·48 |
| 2 | Vellore | 44 | 1 | 552 | 56 | 102 | 5 | 1 | ... | ... | ... | ... | ... | 2 | ... | 2 | ... | 1 | ... | 5 | 2 | 973 | 69 | 1,042 | 911·64 | 52·14 | 963·78 |
| 3 | Trichinopoly | 68 | 1 | 431 | 15 | 115 | 2 | 1 | ... | 4 | ... | ... | ... | ... | ... | 2 | ... | ... | ... | 32 | ... | 941 | ... | 941 | 785·13 | 6·95 | 792·08 |
| 4 | Coimbatore | 136 | ... | 580 | 5 | 115 | ... | 2 | ... | ... | ... | 1 | ... | ... | ... | ... | ... | 2 | ... | 25 | ... | 732 | ... | 732 | 704·00 | 4·57 | 708·57 |
| 5 | Cannanore | 10 | ... | 98 | ... | 41 | ... | ... | ... | ... | ... | ... | ... | ... | ... | ... | ... | ... | ... | 10 | ... | 624 | ... | 624 | 522·03 | ... | 522·03 |
| 6 | Salem | 107 | 7 | 457 | 47 | 41 | 4 | ... | ... | ... | ... | ... | ... | ... | ... | ... | ... | 2 | ... | 5 | ... | 531 | 36 | 567 | 527·38 | 29·93 | 557·31 |
| 7 | Penitentiary | 53 | ... | 2,444 | 235 | 56 | 3 | ... | ... | ... | ... | 72 | 4 | 1 | ... | ... | ... | 2 | ... | 11 | ... | 671 | 40 | 711 | 635·94 | 50·58 | 686·52 |
| | Total ... | 463 | 11 | 5,073 | 385 | 536 | 19 | 5 | 1 | 4 | ... | 72 | 4 | 4 | ... | 7 | ... | 12 | ... | 110 | 5 | 5,028 | 168 | 5,196 | 4,696·43 | 146·34 | 4,842·77 |
| | *District Jails.* | | | | | | | | | | | | | | | | | | | | | | | | | | |
| 8 | Russellkonda | 22 | ... | 235 | 9 | 8 | ... | ... | ... | ... | ... | ... | ... | ... | ... | ... | ... | ... | ... | 1 | ... | 85 | 1 | 86 | 94·06 | 2·92 | 96·98 |
| 9 | Berhampore | 39 | ... | 482 | 19 | 1 | ... | ... | ... | 2 | ... | ... | ... | ... | ... | ... | ... | 1 | ... | 12 | 2 | 152 | 4 | 156 | 159·65 | 5·19 | 164·84 |
| 10 | Vizagapatam | 46 | ... | 347 | 79 | ... | ... | ... | ... | ... | ... | ... | ... | ... | ... | ... | ... | 1 | ... | 2 | ... | 192 | 16 | 208 | 120·50 | 13·88 | 134·38 |
| 11 | Parvatipur | 3 | ... | 480 | 6 | 2 | ... | ... | ... | ... | ... | ... | ... | ... | ... | ... | ... | ... | ... | 12 | ... | 185 | 2 | 187 | 200·96 | 1·94 | 202·90 |
| 12 | Guntur | 37 | 3 | 318 | 14 | ... | ... | ... | ... | ... | ... | ... | ... | ... | ... | ... | ... | ... | ... | 2 | ... | 168 | 12 | 180 | 144·76 | 7·53 | 152·29 |
| 13 | Nellore | 21 | 1 | 173 | 18 | ... | ... | ... | ... | ... | ... | ... | ... | ... | ... | ... | ... | ... | ... | ... | ... | 135 | 1 | 136 | 72·07 | 2·53 | 74·60 |
| 14 | Kurnool | 16 | ... | 154 | 9 | ... | ... | ... | ... | ... | ... | ... | ... | ... | ... | ... | ... | ... | ... | 1 | ... | 75 | 2 | 77 | 58·03 | 2·05 | 60·08 |
| 15 | Bellary | 89 | 1 | 318 | 20 | 32 | 2 | ... | ... | ... | ... | ... | ... | ... | ... | ... | ... | ... | ... | 2 | ... | 269 | 13 | 282 | 248·33 | 14·77 | 263·10 |
| 16 | Cuddapah | 63 | ... | 369 | 24 | ... | ... | ... | ... | ... | ... | ... | ... | ... | ... | ... | ... | ... | ... | 2 | ... | 141 | 4 | 145 | 126·32 | 7·69 | 134·01 |
| 17 | Cuddalore | 34 | 1 | 379 | 17 | 7 | ... | ... | ... | ... | ... | ... | ... | ... | ... | ... | ... | ... | ... | 5 | ... | 177 | 7 | 184 | 198·84 | 6·23 | 205·07 |
| 18 | Tanjore | 100 | 6 | 529 | 21 | 6 | ... | ... | ... | 1 | ... | ... | ... | ... | ... | 1 | ... | 1 | ... | 1 | ... | 271 | 5 | 276 | 273·31 | 6·43 | 279·74 |
| 19 | Madura | 65 | ... | 387 | 21 | 9 | ... | ... | ... | ... | ... | ... | ... | ... | ... | ... | ... | ... | ... | 6 | ... | 304 | 12 | 316 | 230·37 | 8·21 | 247·58 |
| 20 | Tinnevelly | 245 | 3 | 400 | 3 | 2 | ... | ... | ... | ... | ... | ... | ... | ... | ... | 1 | ... | ... | ... | 7 | ... | 232 | 1 | 233 | 248·25 | 1·72 | 249·97 |
| 21 | Calicut | 99 | ... | 670 | 21 | 1 | 1 | 4 | ... | ... | ... | ... | ... | ... | ... | ... | ... | ... | ... | 2 | ... | 200 | ... | 200 | 249·03 | 5·45 | 255·38 |
| 22 | Mangalore | 19 | ... | 178 | 16 | 2 | ... | ... | ... | ... | ... | ... | ... | 1 | ... | ... | ... | ... | ... | 3 | ... | 76 | 4 | 80 | 64·48 | 3·37 | 67·85 |
| | Total ... | 898 | 15 | 5,419 | 297 | 70 | 3 | 4 | ... | 3 | ... | ... | ... | 1 | ... | 2 | ... | 23 | 1 | 71 | 2 | 2,662 | 84 | 2,746 | 2,498·86 | 89·91 | 2,588·77 |
| | Total, Central and District Jails ... | 1,361 | 26 | 10,442 | 682 | 626 | 22 | 9 | 1 | 7 | ... | 72 | 4 | 5 | ... | 9 | ... | 35 | 1 | 181 | 7 | 7,690 | 252 | 7,942 | 7,195·29 | 236·25 | 7,431·54 |
| 23 | European Prison | ... | ... | 4 | ... | ... | ... | ... | ... | ... | ... | ... | ... | ... | ... | ... | ... | ... | ... | ... | ... | ... | ... | ... | 12·44 | ... | 12·44 |
| 24 | Subsidiary Jails | 319 | 13 | 11,034 | 1,557 | ... | ... | ... | ... | ... | ... | ... | ... | ... | ... | 8 | ... | ... | ... | 3 | ... | 416 | 37 | 453 | 470·32 | 39·55 | 509·87 |
| | Grand Total ... | 1,680 | 39 | 21,480 | 2,239 | 626 | 22 | 9 | 1 | 7 | ... | 72 | 4 | 5 | ... | *17 | ... | 35 | 1 | 184 | 7 | 8,106 | 289 | 8,395 | 7,678·05 | 275·80 | 7,953·85 |

* Exclusive of 5 escaped in transit shown in Statement No. 31.



269

## D.—PRISONS—*continued.*

(28)—*Statement showing the religion, age, and previous occupation of the convicts admitted into the jails and the subsidiary jails of the Madras Presidency during the year* 1890.

| Serial number. | Jails. | 3 — Religion. A. Christians. a. Europeans. M. | a. Europeans. F. | b. Eurasians. M. | b. Eurasians. F. | c. Natives. M. | c. Natives. F. | B. Muhammadans. M. | B. Muhammadans. F. | C. Hindus and Sikhs. M. | C. Hindus and Sikhs. F. | D. Buddhists and Jains. M. | D. Buddhists and Jains. F. | E. All other classes. M. | E. All other classes. F. | 4 — Age. A. Under 16. M. | A. Under 16. F. | B. 16 to 40. M. | B. 16 to 40. F. |
|---|---|---|---|---|---|---|---|---|---|---|---|---|---|---|---|---|---|---|---|
| | *Central Prisons.* | | | | | | | | | | | | | | | | | | |
| 1 | Rajahmundry | ... | ... | ... | ... | 1 | ... | 31 | 1 | 456 | 28 | ... | ... | ... | ... | 14 | 6 | 405 | 18 |
| 2 | Vellore | ... | ... | 1 | ... | 5 | ... | 54 | 13 | 718 | 40 | 1 | ... | ... | ... | 14 | 2 | 658 | 42 |
| 3 | Trichinopoly | 1 | ... | 2 | ... | 3 | 2 | 28 | 2 | 465 | 27 | ... | ... | ... | ... | 5 | 4 | 382 | 18 |
| 4 | Coimbatore | 1 | ... | ... | ... | 10 | ... | 34 | ... | 818 | 13 | ... | ... | ... | ... | 21 | ... | 687 | 11 |
| 5 | Cannanore | ... | ... | ... | ... | ... | ... | 72 | ... | 100 | 1 | ... | ... | ... | ... | ... | ... | 149 | ... |
| 6 | Salem | ... | ... | ... | ... | 5 | 1 | 54 | ... | 622 | 31 | ... | ... | ... | ... | 3 | ... | 593 | 24 |
| 7 | Penitentiary | 14 | ... | 42 | 2 | 83 | 12 | 445 | 14 | 2,110 | 213 | 1 | ... | ... | ... | 58 | 3 | 2,334 | 213 |
| | Total ... | 16 | ... | 45 | 2 | 107 | 15 | 718 | 30 | 5,289 | 353 | 2 | ... | ... | ... | 115 | 15 | 5,208 | 326 |
| | *District Jails.* | | | | | | | | | | | | | | | | | | |
| 8 | Russellkonda | ... | ... | ... | ... | ... | ... | ... | ... | 258 | 4 | ... | ... | ... | ... | 1 | ... | 225 | 4 |
| 9 | Berhampore | ... | ... | ... | ... | ... | ... | 3 | ... | 498 | 18 | ... | ... | ... | ... | 4 | 1 | 429 | 13 |
| 10 | Vizagapatam | ... | ... | 1 | ... | 1 | ... | 4 | ... | 373 | 81 | ... | ... | ... | ... | 11 | 5 | 295 | 63 |
| 11 | Parvatipur | ... | ... | ... | ... | ... | ... | ... | ... | 568 | 6 | ... | ... | ... | ... | 12 | ... | 473 | 6 |
| 12 | Guntur | ... | ... | 11 | ... | ... | ... | 13 | ... | 64 | 6 | ... | ... | ... | ... | 3 | 1 | 67 | 4 |
| 13 | Nellore | ... | ... | 9 | ... | ... | ... | 19 | 1 | 225 | 19 | ... | ... | ... | ... | 5 | 1 | 207 | 17 |
| 14 | Kurnool | ... | ... | 1 | ... | 2 | ... | 37 | ... | 198 | 8 | ... | ... | ... | ... | ... | ... | 202 | 7 |
| 15 | Bellary | ... | ... | 1 | ... | 6 | ... | 62 | 2 | 384 | 21 | ... | ... | ... | ... | 2 | 1 | 335 | 17 |
| 16 | Cuddapah | ... | ... | ... | ... | 6 | ... | 75 | ... | 421 | 24 | ... | ... | ... | ... | 4 | 1 | 413 | 21 |
| 17 | Cuddalore | ... | ... | 1 | ... | 1 | ... | 19 | ... | 525 | 22 | ... | ... | ... | ... | 2 | 1 | 470 | 18 |
| 18 | Tanjore | ... | ... | 1 | ... | 24 | 1 | 33 | 2 | 623 | 30 | ... | ... | ... | ... | 7 | 3 | 534 | 16 |
| 19 | Madura | ... | ... | ... | ... | 3 | ... | 29 | ... | 608 | 24 | ... | ... | ... | ... | 3 | 1 | 566 | 22 |
| 20 | Tinnevelly | ... | ... | 1 | ... | 68 | ... | 38 | ... | 842 | 9 | ... | ... | ... | ... | 4 | ... | 771 | 8 |
| 21 | Calicut | 1 | ... | 1 | ... | 13 | ... | 383 | 6 | 504 | 4 | ... | ... | *1 | ... | 13 | ... | 741 | 10 |
| 22 | Mangalore | ... | ... | ... | ... | 23 | 2 | 45 | ... | 189 | 15 | ... | ... | ... | ... | 3 | ... | 206 | 16 |
| | Total ... | 1 | ... | 7 | ... | 147 | 3 | 760 | 11 | 6,280 | 291 | ... | ... | 1 | ... | 74 | 15 | 5,934 | 242 |
| | Total, Central and District Jails ... | 17 | ... | 52 | 2 | 254 | 18 | 1,478 | 41 | 11,569 | 644 | 2 | ... | 1 | ... | 189 | 30 | 11,142 | 568 |
| 23 | European Prison | ... | ... | 3 | ... | ... | ... | ... | ... | ... | ... | ... | ... | ... | ... | ... | ... | 3 | ... |
| 24 | Subsidiary Jails | 2 | ... | 7 | ... | 349 | 40 | 880 | 40 | 10,403 | 1,501 | 11 | 2 | ... | ... | 196 | 41 | 9,780 | 1,165 |
| | Grand Total ... | 19 | ... | 62 | 2 | 603 | 58 | 2,358 | 81 | 21,972 | 2,145 | 13 | 2 | 1 | ... | 385 | 71 | 20,925 | 1,733 |

* Jew.



## D.—PRISONS—*continued.*

(23)—*Statement showing the religion, age, and previous occupation of the convicts admitted into the jails and the subsidiary jails of the Madras Presidency during the year* 1890—cont.

| Serial number. | Jails. | 4—cont. Age—cont. C. 40 to 60. M. | C. 40 to 60. F. | D. Above 60. M. | D. Above 60. F. | 5 — Previous occupation. Males. A. Persons employed under Government or Municipal or other local authorities. | B. Professional persons. | C. Persons in service or performing personal offices. | D. Persons engaged in agriculture and with animals. | E. Persons engaged in commerce and trade. | F. Persons employed in mechanical arts, manufactures, and engineering operations, &c. | G. Miscellaneous persons not classed otherwise. | Females. H. Married. | I. Unmarried. | J. Widows. | K. Prostitutes. | 6 — Total. M. | Total. F. | Total. Total. |
|---|---|---|---|---|---|---|---|---|---|---|---|---|---|---|---|---|---|---|---|
| | *Central Prisons.* | | | | | | | | | | | | | | | | | | |
| 1 | Rajahmundry | 67 | 5 | 2 | ... | 9 | 17 | 76 | 138 | 16 | 63 | 169 | 17 | 6 | 6 | ... | 488 | 29 | 517 |
| 2 | Vellore | 105 | 9 | 2 | ... | 16 | 11 | 118 | 357 | 64 | 102 | 111 | 23 | 8 | 22 | ... | 779 | 53 | 832 |
| 3 | Trichinopoly | 94 | 7 | 18 | 2 | 25 | 19 | 163 | 226 | 34 | 32 | ... | 14 | 10 | 7 | ... | 499 | 31 | 530 |
| 4 | Coimbatore | 145 | 2 | 10 | ... | 31 | 71 | 49 | 368 | 72 | 67 | 205 | 10 | ... | 3 | ... | 863 | 13 | 876 |
| 5 | Cannanore | 20 | 1 | 3 | ... | 6 | 35 | 5 | 36 | 25 | 1 | 64 | 1 | ... | ... | ... | 172 | 1 | 173 |
| 6 | Salem | 84 | 8 | 1 | ... | 34 | 29 | 126 | 235 | 30 | 48 | 179 | 31 | 1 | ... | ... | 681 | 32 | 713 |
| 7 | Penitentiary | 282 | 24 | 21 | 1 | 134 | 547 | 470 | 221 | 132 | 66 | 1,125 | 115 | 66 | 37 | 23 | 2,695 | 241 | 2,936 |
| | Total ... | 797 | 56 | 57 | 3 | 255 | 729 | 1,007 | 1,581 | 373 | 379 | 1,853 | 211 | 91 | 75 | 23 | 6,177 | 400 | 6,577 |
| | *District Jails.* | | | | | | | | | | | | | | | | | | |
| 8 | Russellkonda | 32 | ... | ... | ... | 39 | 6 | 7 | 96 | 33 | 38 | 48 | 1 | ... | 3 | ... | 258 | 4 | 262 |
| 9 | Berhampore | 66 | 3 | 2 | 1 | 44 | 39 | 140 | 152 | 24 | 35 | 67 | 7 | 2 | 9 | ... | 501 | 18 | 519 |
| 10 | Vizagapatam | 69 | 13 | 4 | ... | 24 | 18 | 19 | 133 | 30 | 23 | 132 | 35 | 5 | 40 | 1 | 379 | 81 | 460 |
| 11 | Parvatipur | 73 | ... | 10 | ... | 3 | 2 | 39 | 342 | 17 | 92 | 73 | 5 | ... | 1 | ... | 568 | 6 | 574 |
| 12 | Guntur | 6 | 1 | 2 | ... | ... | 8 | 9 | 11 | 10 | 3 | 37 | 5 | ... | 1 | ... | 78 | 6 | 84 |
| 13 | Nellore | 31 | 2 | 1 | ... | 16 | 3 | 11 | 44 | 27 | 47 | 96 | 4 | 2 | 13 | 1 | 244 | 20 | 264 |
| 14 | Kurnool | 32 | 1 | 3 | ... | 16 | 6 | 7 | 74 | 5 | 42 | 87 | 1 | ... | 7 | ... | 237 | 8 | 245 |
| 15 | Bellary | 106 | 4 | 10 | 1 | 35 | 5 | 31 | 176 | 28 | 46 | 132 | 16 | 1 | 4 | 2 | 453 | 23 | 476 |
| 16 | Cuddapah | 84 | 2 | 1 | ... | 23 | 35 | 56 | 207 | 24 | 15 | 142 | 19 | 1 | 4 | ... | 502 | 24 | 526 |
| 17 | Cuddalore | 71 | 3 | 3 | ... | 21 | 14 | 210 | 207 | 31 | 55 | 5 | 15 | 1 | 6 | ... | 546 | 22 | 568 |
| 18 | Tanjore | 132 | 13 | 8 | 1 | 26 | 112 | 34 | 335 | 45 | 63 | 66 | 22 | 4 | 6 | 1 | 681 | 33 | 714 |
| 19 | Madura | 64 | 1 | 7 | ... | 13 | 28 | 21 | 449 | 13 | 9 | 107 | 18 | 4 | 6 | ... | 640 | 24 | 664 |
| 20 | Tinnevelly | 146 | 1 | 28 | ... | 24 | 25 | 125 | 511 | 64 | 100 | 100 | 5 | 4 | 2 | ... | 949 | 9 | 958 |
| 21 | Calicut | 133 | ... | 11 | ... | 37 | 72 | 447 | 206 | 121 | 18 | 2 | 6 | 2 | 2 | ... | 903 | 10 | 913 |
| 22 | Mangalore | 48 | 1 | ... | ... | 12 | 5 | 97 | 82 | 19 | 41 | 1 | 10 | 3 | 4 | ... | 257 | 17 | 274 |
| | Total ... | 1,098 | 45 | 90 | 3 | 327 | 378 | 1,253 | 3,023 | 491 | 627 | 1,095 | 169 | 25 | 106 | 5 | 7,196 | 305 | 7,501 |
| | Total, Central and District Jails ... | 1,895 | 101 | 147 | 6 | 582 | 1,107 | 2,260 | 4,606 | 864 | 1,006 | 2,948 | 380 | 116 | 181 | 28 | 13,373 | 705 | 14,078 |
| 23 | European Prison | ... | ... | ... | ... | ... | 2 | ... | ... | 1 | ... | ... | ... | ... | ... | ... | 3 | ... | 3 |
| 24 | Subsidiary Jails | 1,592 | 364 | 84 | 13 | 93 | 575 | 570 | 4,256 | 611 | 1,074 | 4,473 | 904 | 98 | 534 | 47 | 11,652 | 1,583 | 13,235 |
| | Grand Total ... | 3,487 | 465 | 231 | 19 | 675 | 1,684 | 2,830 | 8,862 | 1,476 | 2,080 | 7,421 | 1,284 | 214 | 715 | 75 | 25,028 | 2,288 | 27,316 |

(29)—*Statement showing the convicts admitted into the jails and the subsidiary jails of the Madras Presidency during the year* 1890 *and those remaining on the* 31*st December of that year, according to the nature and length of sentences.*

| 1 | 2 | 3 | 4 | | | | | | | | | | | | | | | | | | | | | | 5 | | |
|---|---|---|---|---|---|---|---|---|---|---|---|---|---|---|---|---|---|---|---|---|---|---|---|---|---|---|---|
| | | | Numbers according to length of sentence. | | | | | | | | | | | | | | | | | | | | | | | | |
| | | | A. | | B. | | C. | | D. | | E. | | F. | | G. | | H. | | I. | | | | J. | | Total. | | |
| | | | | | | | | | | | | | | | | | | | a. | | b. | | | | | | |
| Serial number. | Jails. | Nature of imprisonment indicated by letters marking the four jail divisions. | Not exceeding 1 month. | | Above 1 and not exceeding 3 months. | | Above 3 months and not exceeding 6 months. | | Above 6 months and not exceeding 1 year. | | Above 1 year and not exceeding 2 years. | | Above 2 years and not exceeding 5 years. | | Above 5 years and not exceeding 10 years. | | Exceeding 10 years. | | Sentenced to transportation beyond seas. For life. | | Sentenced to transportation beyond seas. For a term. | | Sentenced to death. | | | | |
| | | | M. | F. | M. | F. | M. | F. | M. | F. | M. | F. | M. | F. | M. | F. | M. | F. | M. | F. | M. | F. | M. | F. | M. | F. | M. | F. | Total. |
| | *Central.* | A. Prisoners sentenced to simple imprisonment ... | ... | ... | 3 | 2 | 1 | 2 | 1 | 1 | ... | ... | ... | ... | ... | ... | ... | ... | ... | ... | ... | ... | ... | ... | ... | 5 | 5 | 10 |
| | | B. Prisoners sentenced to rigorous imprisonment... | ... | ... | 249 | 11 | 130 | 7 | 58 | 5 | 9 | 1 | 9 | ... | 4 | ... | 1 | ... | 3 | ... | ... | ... | 3 | ... | 466 | 24 | 490 |
| | | C. Prisoners sentenced to rigorous imprisonment with solitary confinement. | ... | ... | ... | ... | 3 | ... | 4 | ... | 4 | ... | ... | ... | ... | ... | ... | ... | ... | ... | ... | ... | ... | ... | 11 | ... | 11 |
| 1 | Rajahmundry. | D. Prisoners sentenced to rigorous imprisonment with whipping. | ... | ... | 1 | ... | ... | ... | 5 | ... | ... | ... | ... | ... | ... | ... | ... | ... | ... | ... | ... | ... | ... | ... | 6 | ... | 6 |
| | | Total admissions ... | ... | ... | 253 | 13 | 134 | 9 | 68 | 6 | 13 | 1 | 9 | ... | 4 | ... | 1 | ... | 3 | ... | ... | ... | 3 | ... | 488 | 29 | 517 |
| | | Remaining on the 31st December * ... | ... | ... | 23 | 1 | 57 | 3 | 63 | 5 | 85 | 6 | 191 | 3 | 74 | 3 | 9 | 1 | 38 | 1 | 16 | ... | ... | ... | 556 | 23 | 579 |
| | | A. Prisoners sentenced to simple imprisonment ... | ... | ... | 6 | 5 | 4 | 1 | ... | ... | ... | ... | ... | ... | ... | ... | ... | ... | ... | ... | ... | ... | ... | ... | 10 | 6 | 16 |
| | | B. Prisoners sentenced to rigorous imprisonment... | ... | ... | 184 | 14 | 286 | 20 | 113 | 6 | 33 | 2 | 16 | ... | 2 | ... | ... | ... | 3 | ... | 8 | ... | 4 | ... | 649 | 42 | 691 |
| | | C. Prisoners sentenced to rigorous imprisonment with solitary confinement. | ... | ... | ... | 1 | 30 | 4 | 44 | ... | 16 | ... | 4 | ... | ... | ... | ... | ... | ... | ... | ... | ... | ... | ... | 94 | 5 | 99 |
| 2 | Vellore ... | D. Prisoners sentenced to rigorous imprisonment with whipping. | ... | ... | 3 | ... | 9 | ... | 4 | ... | 9 | ... | 1 | ... | ... | ... | ... | ... | ... | ... | ... | ... | ... | ... | 26 | ... | 26 |
| | | Total admissions ... | ... | ... | 193 | 20 | 329 | 25 | 161 | 6 | 58 | 2 | 21 | ... | 2 | ... | ... | ... | 3 | ... | 8 | ... | 4 | ... | 775 | 53 | 832 |
| | | Remaining on the 31st December * ... | ... | ... | 58 | ... | 178 | 16 | 113 | 12 | 91 | 8 | 118 | 10 | 172 | 17 | 24 | ... | 119 | 5 | 97 | 1 | 3 | ... | 973 | 69 | 1,042 |
| | | A. Prisoners sentenced to simple imprisonment ... | 3 | 3 | 21 | 2 | 1 | ... | ... | ... | ... | ... | ... | ... | ... | ... | ... | ... | ... | ... | ... | ... | ... | ... | 25 | 5 | 30 |
| | | B. Prisoners sentenced to rigorous imprisonment... | 1 | 5 | 170 | 9 | 183 | 9 | 52 | 1 | 20 | 1 | 9 | ... | 5 | ... | ... | ... | 1 | ... | 6 | ... | ... | 1 | 447 | 26 | 473 |
| | | C. Prisoners sentenced to rigorous imprisonment with solitary confinement. | ... | ... | 1 | ... | 14 | ... | ... | ... | 7 | ... | 1 | ... | ... | ... | ... | ... | ... | ... | ... | ... | ... | ... | 23 | ... | 23 |
| 3 | Trichinopoly ... | D. Prisoners sentenced to rigorous imprisonment with whipping. | ... | ... | ... | ... | ... | ... | ... | ... | 3 | ... | 1 | ... | ... | ... | ... | ... | ... | ... | ... | ... | ... | ... | 4 | ... | 4 |
| | | Total admissions ... | 4 | 8 | 192 | 11 | 198 | 9 | 52 | 1 | 30 | 1 | 11 | ... | 5 | ... | ... | ... | 1 | ... | 6 | ... | ... | 1 | 499 | 31 | 530 |
| | | Remaining on the 31st December * ... | 2 | ... | 29 | ... | 103 | ... | 32 | ... | 127 | ... | 373 | ... | 206 | ... | 14 | ... | 25 | ... | 30 | ... | ... | ... | 941 | ... | 941 |
| | | A. Prisoners sentenced to simple imprisonment ... | 1 | ... | 11 | 1 | 1 | 1 | ... | ... | ... | ... | ... | ... | ... | ... | ... | ... | ... | ... | ... | ... | ... | ... | 13 | 2 | 15 |
| | | B. Prisoners sentenced to rigorous imprisonment... | ... | ... | 446 | 5 | 213 | 3 | 79 | ... | 34 | ... | 20 | 2 | 3 | ... | ... | ... | 19 | 1 | 7 | ... | 4 | ... | 825 | 11 | 836 |
| | | C. Prisoners sentenced to rigorous imprisonment with solitary confinement. | ... | ... | 2 | ... | 10 | ... | 2 | ... | 1 | ... | 4 | ... | ... | ... | ... | ... | ... | ... | ... | ... | ... | ... | 19 | ... | 19 |
| 4 | Coimbatore ... | D. Prisoners sentenced to rigorous imprisonment with whipping. | ... | ... | 1 | ... | 4 | ... | ... | ... | ... | ... | 1 | ... | ... | ... | ... | ... | ... | ... | ... | ... | ... | ... | 6 | ... | 6 |
| | | Total admissions ... | 1 | ... | 460 | 6 | 228 | 4 | 81 | ... | 35 | ... | 25 | 2 | 3 | ... | ... | ... | 19 | 1 | 7 | ... | 4 | ... | 863 | 13 | 876 |
| | | Remaining on the 31st December * ... | ... | ... | 75 | ... | 89 | ... | 60 | ... | 66 | ... | 96 | ... | 144 | ... | 12 | ... | 92 | ... | 97 | ... | 1 | ... | 732 | ... | 732 |
| | | A. Prisoners sentenced to simple imprisonment ... | ... | ... | 42 | ... | 35 | ... | 44 | ... | 14 | ... | 15 | 1 | 2 | ... | ... | ... | ... | ... | 4 | ... | ... | ... | 156 | 1 | 157 |
| | | B. Prisoners sentenced to rigorous imprisonment. | ... | ... | ... | ... | ... | ... | ... | ... | 2 | ... | 1 | ... | 1 | ... | ... | ... | ... | ... | ... | ... | ... | ... | 4 | ... | 4 |
| | | C. Prisoners sentenced to rigorous imprisonment with solitary confinement. | ... | ... | ... | ... | 4 | ... | 2 | ... | 5 | ... | 1 | ... | ... | ... | ... | ... | ... | ... | ... | ... | ... | ... | 12 | ... | 12 |
| 5 | Cannanore ... | D. Prisoners sentenced to rigorous imprisonment with whipping. | ... | ... | 42 | ... | 39 | ... | 46 | ... | 21 | ... | 17 | 1 | 3 | ... | ... | ... | ... | ... | 4 | ... | ... | ... | 172 | 1 | 173 |
| | | Total admissions ... | 14 | ... | 30 | ... | 23 | ... | 60 | ... | 65 | ... | 122 | ... | 142 | ... | 12 | ... | 61 | ... | 94 | ... | ... | ... | 624 | ... | 624 |
| | | Remaining on the 31st December * ... | | | | | | | | | | | | | | | | | | | | | | | | | |
| | | A. Prisoners sentenced to simple imprisonment ... | ... | ... | 8 | 4 | 3 | 2 | ... | ... | ... | ... | ... | 3 | ... | ... | ... | ... | ... | ... | ... | ... | ... | ... | 11 | 6 | 17 |
| | | B. Prisoners sentenced to rigorous imprisonment. | 3 | 1 | 318 | 14 | 228 | 7 | 36 | ... | 24 | ... | 27 | 3 | 9 | ... | 1 | ... | 10 | 1 | ... | ... | 6 | ... | 662 | 26 | 688 |
| | | C. Prisoners sentenced to rigorous imprisonment with solitary confinement. | ... | ... | ... | ... | 5 | ... | 1 | ... | ... | ... | ... | ... | ... | ... | ... | ... | ... | ... | ... | ... | ... | ... | 6 | ... | 6 |
| 6 | Salem ... | D. Prisoners sentenced to rigorous imprisonment with whipping. | ... | ... | ... | ... | 1 | ... | 1 | ... | ... | ... | ... | ... | ... | ... | ... | ... | ... | ... | ... | ... | ... | ... | 2 | ... | 2 |
| | | Total admissions ... | 3 | 1 | 326 | 18 | 237 | 9 | 38 | ... | 24 | ... | 27 | 3 | 9 | ... | 1 | ... | 10 | 1 | ... | ... | 6 | ... | 681 | 32 | 713 |
| | | Remaining on the 31st December * ... | ... | ... | 64 | 6 | 92 | 9 | 58 | ... | 64 | 1 | 70 | 9 | 4 | 6 | 6 | ... | 54 | 5 | 119 | ... | ... | ... | 531 | 36 | 567 |
| | | A. Prisoners sentenced to simple imprisonment ... | 88 | 15 | 8 | 1 | 3 | ... | 1 | ... | ... | ... | ... | ... | ... | ... | ... | ... | ... | ... | ... | ... | ... | ... | 100 | 16 | 116 |
| | | B. Prisoners sentenced to rigorous imprisonment. | 1,493 | 175 | 592 | 37 | 240 | 8 | 80 | 2 | 43 | 3 | 48 | ... | 9 | ... | 2 | ... | 3 | ... | 4 | ... | 2 | ... | 2,516 | 225 | 2,741 |
| | | C. Prisoners sentenced to rigorous imprisonment with solitary confinement. | 2 | ... | 7 | ... | 13 | ... | 8 | ... | 3 | ... | 10 | ... | 1 | ... | ... | ... | ... | ... | ... | ... | ... | ... | 44 | ... | 44 |
| 7 | Penitentiary... | D. Prisoners sentenced to rigorous imprisonment with whipping. | 9 | ... | 9 | ... | 10 | ... | 7 | ... | ... | ... | ... | ... | ... | ... | ... | ... | ... | ... | ... | ... | ... | ... | 35 | ... | 35 |
| | | Total admissions ... | 1,592 | 190 | 616 | 38 | 266 | 8 | 96 | 2 | 46 | 3 | 58 | ... | 10 | ... | 2 | ... | 3 | ... | 4 | ... | 2 | ... | 2,695 | 241 | 2,936 |
| | | Remaining on the 31st December * ... | 50 | 7 | 145 | 7 | 103 | 6 | 50 | 2 | 32 | 4 | 81 | 3 | 32 | 4 | 2 | ... | 119 | 7 | 54 | ... | 1 | ... | 671 | 40 | 711 |
| | | A. Prisoners sentenced to simple imprisonment ... | ... | ... | 13 | 2 | 4 | ... | ... | ... | ... | ... | ... | ... | ... | ... | ... | ... | ... | ... | ... | ... | ... | ... | 17 | 2 | 19 |
| | *District.* | B. Prisoners sentenced to rigorous imprisonment. | ... | ... | 117 | 1 | 84 | ... | 17 | 1 | 2 | ... | 2 | ... | ... | ... | ... | ... | 1 | ... | ... | ... | ... | ... | 223 | 2 | 225 |
| | | C. Prisoners sentenced to rigorous imprisonment with solitary confinement. | ... | ... | 1 | ... | 3 | ... | 8 | ... | 1 | ... | ... | ... | ... | ... | ... | ... | ... | ... | ... | ... | ... | ... | 13 | ... | 13 |
| 8 | Russellkonda. | D. Prisoners sentenced to rigorous imprisonment with whipping. | ... | ... | ... | ... | ... | ... | 5 | ... | ... | ... | ... | ... | ... | ... | ... | ... | ... | ... | ... | ... | ... | ... | 5 | ... | 5 |
| | | Total admissions ... | ... | ... | 131 | 3 | 91 | ... | 30 | 1 | 3 | ... | 2 | ... | ... | ... | ... | ... | 1 | ... | ... | ... | ... | ... | 258 | 4 | 262 |
| | | Remaining on the 31st December * ... | ... | ... | 22 | ... | 34 | ... | 15 | 1 | 4 | ... | 4 | ... | 5 | ... | 1 | ... | ... | ... | ... | ... | ... | ... | 85 | 1 | 86 |
| | | A. Prisoners sentenced to simple imprisonment ... | 1 | ... | 10 | 1 | 12 | ... | ... | ... | ... | ... | ... | ... | ... | ... | ... | ... | ... | ... | ... | ... | ... | ... | 23 | 1 | 24 |
| | | B. Prisoners sentenced to rigorous imprisonment. | ... | ... | 218 | 9 | 168 | 4 | 32 | 2 | 10 | 1 | 15 | ... | 5 | ... | ... | ... | 6 | 1 | 2 | ... | 1 | ... | 457 | 17 | 474 |
| | | C. Prisoners sentenced to rigorous imprisonment with solitary confinement. | ... | ... | ... | ... | 2 | ... | 1 | ... | 4 | ... | 2 | ... | ... | ... | ... | ... | ... | ... | ... | ... | ... | ... | 9 | ... | 9 |
| 9 | Berhampore ... | D. Prisoners sentenced to rigorous imprisonment with whipping. | ... | ... | 2 | ... | 3 | ... | 4 | ... | 1 | ... | 2 | ... | ... | ... | ... | ... | ... | ... | ... | ... | ... | ... | 12 | ... | 12 |
| | | Total admissions ... | 1 | ... | 230 | 10 | 185 | 4 | 37 | 2 | 15 | 1 | 19 | ... | 5 | ... | ... | ... | 6 | 1 | 2 | ... | 1 | ... | 501 | 18 | 519 |
| | | Remaining on the 31st December * ... | ... | ... | 54 | 1 | 67 | 1 | 8 | 1 | 6 | 1 | 10 | ... | 5 | ... | ... | ... | 2 | ... | ... | ... | ... | ... | 152 | 4 | 156 |
| | | A. Prisoners sentenced to simple imprisonment ... | 15 | 16 | 17 | 5 | 1 | 1 | ... | ... | ... | ... | ... | ... | ... | ... | ... | ... | ... | ... | ... | ... | ... | ... | 33 | 22 | 55 |
| | | B. Prisoners sentenced to rigorous imprisonment... | 13 | 7 | 146 | 41 | 87 | 9 | 29 | ... | 8 | 1 | 11 | ... | ... | ... | ... | ... | 4 | ... | ... | 2 | ... | ... | 300 | 58 | 358 |
| | | C. Prisoners sentenced to rigorous imprisonment with solitary confinement. | ... | ... | 1 | ... | 10 | ... | 13 | ... | 3 | 1 | 1 | ... | ... | ... | ... | ... | ... | ... | ... | ... | ... | ... | 28 | 1 | 29 |
| 10 | Vizagapatam... | D. Prisoners sentenced to rigorous imprisonment with whipping. | ... | ... | 1 | ... | 6 | ... | 5 | ... | 5 | ... | ... | ... | ... | ... | 1 | ... | ... | ... | ... | ... | ... | ... | 18 | ... | 18 |
| | | Total admissions ... | 28 | 23 | 165 | 46 | 104 | 10 | 47 | ... | 16 | 2 | 12 | ... | ... | ... | † 1 | ... | 4 | ... | ... | 2 | ... | ... | 379 | 81 | 460 |
| | | Remaining on the 31st December * ... | ... | 1 | 21 | 10 | 92 | 4 | 51 | ... | 19 | 1 | 4 | ... | 3 | ... | ... | ... | 2 | ... | ... | ... | ... | ... | 192 | 16 | 208 |

* Classes A, B, C and D should be amalgamated for this total.

† Sentenced in four different cases. The sentence in the first case was one of six months and 30 cuts.

## D.—PRISONS—*continued.*

(29)—*Statement showing the convicts admitted into the jails and the subsidiary jails of the Madras Presidency during the year* 1890 *and those remaining on the* 31*st December of that year, according to the nature and length of sentences*—continued.

| 1 | 2 | 3 | 4 | | | | | | | | | | | | | | | | | | | | | | | | 5 | | |
|---|---|---|---|---|---|---|---|---|---|---|---|---|---|---|---|---|---|---|---|---|---|---|---|---|---|---|---|---|---|
| | | | Numbers according to length of sentence. | | | | | | | | | | | | | | | | | | | | | | | | | | |
| | | | A. | | B. | | C. | | D. | | E. | | F. | | G. | | H. | | I. | | | | J. | | Total. | | |
| Serial number. | Jails. | Nature of imprisonment indicated by letters marking the four jail divisions. | Not exceeding 1 month. | | Above 1 and not exceeding 3 months. | | Above 3 months and not exceeding 6 months. | | Above 6 months and not exceeding 1 year. | | Above 1 year and not exceeding 2 years. | | Above 2 years and not exceeding 5 years. | | Above 5 years and not exceeding 10 years. | | Exceeding 10 years. | | Sentenced to transportation beyond seas. | | | | Sentenced to death. | | | | |
| | | | | | | | | | | | | | | | | | | | a. For life. | | b. For a term | | | | | | | |
| | | | M. | F. | M. | F. | M. | F. | M. | F. | M. | F. | M. | F. | M. | F. | M. | F. | M. | F. | M. | F. | M. | F. | M. | F. | M. | F. | Total. |
| | *District*—cont. | A. Prisoners sentenced to simple imprisonment ... | ... | ... | ... | ... | ... | 2 | ... | ... | ... | ... | ... | ... | ... | ... | ... | ... | ... | ... | ... | ... | ... | ... | ... | ... | 2 | 2 | 2 |
| | | B. Prisoners sentenced to rigorous imprisonment... | ... | ... | 127 | 1 | 336 | 3 | 66 | ... | 11 | ... | 6 | ... | 2 | ... | ... | ... | ... | ... | ... | ... | ... | ... | ... | ... | 538 | 4 | 542 |
| | | C. Prisoners sentenced to rigorous imprisonment with solitary confinement. | ... | ... | ... | ... | 8 | ... | 1 | ... | ... | ... | ... | ... | ... | ... | ... | ... | ... | ... | ... | ... | ... | ... | ... | ... | 9 | ... | 9 |
| 11 | Parvatipur ... | D. Prisoners sentenced to rigorous imprisonment with whipping. | ... | ... | 1 | ... | 13 | ... | 6 | ... | 1 | ... | ... | ... | ... | ... | ... | ... | ... | ... | ... | ... | ... | ... | ... | ... | 21 | ... | 21 |
| | | Total admissions ... | ... | ... | 118 | 1 | 357 | 5 | 73 | ... | 12 | ... | 6 | ... | 2 | ... | ... | ... | ... | ... | ... | ... | ... | ... | ... | ... | 568 | 6 | 574 |
| | | Remaining on the 31st December * ... | ... | ... | 33 | ... | 116 | 2 | 26 | ... | 7 | ... | 3 | ... | ... | ... | ... | ... | ... | ... | ... | ... | ... | ... | ... | ... | 185 | 2 | 187 |
| | | A. Prisoners sentenced to simple imprisonment ... | 3 | ... | ... | ... | ... | ... | ... | ... | ... | ... | ... | ... | ... | ... | ... | ... | ... | ... | ... | ... | ... | ... | ... | ... | 3 | ... | 3 |
| | | B. Prisoners sentenced to rigorous imprisonment... | 4 | 1 | 24 | 3 | 19 | ... | 15 | 1 | 1 | 1 | 9 | ... | ... | ... | ... | ... | ... | ... | ... | ... | ... | ... | ... | ... | 72 | 6 | 78 |
| | | C. Prisoners sentenced to rigorous imprisonment with solitary confinement. | ... | ... | ... | ... | ... | ... | 1 | ... | ... | ... | ... | ... | ... | ... | ... | ... | ... | ... | ... | ... | ... | ... | ... | ... | 1 | ... | 1 |
| 12 | Guntur ... | D. Prisoners sentenced to rigorous imprisonment with whipping. | ... | ... | ... | ... | ... | ... | 1 | ... | ... | ... | 1 | ... | ... | ... | ... | ... | ... | ... | ... | ... | ... | ... | ... | ... | 2 | ... | 2 |
| | | Total admissions ... | 7 | 1 | 24 | 3 | 19 | ... | 17 | 1 | 1 | 1 | 10 | ... | ... | ... | ... | ... | ... | ... | ... | ... | ... | ... | ... | ... | 78 | 6 | 84 |
| | | Remaining on the 31st December * ... | ... | ... | 21 | 2 | 84 | 6 | 52 | 4 | 2 | ... | 5 | ... | 4 | ... | ... | ... | ... | ... | ... | ... | ... | ... | ... | ... | 168 | 12 | 180 |
| | | A. Prisoners sentenced to simple imprisonment ... | 16 | 5 | 1 | 2 | 1 | ... | ... | ... | ... | ... | ... | ... | ... | ... | ... | ... | ... | ... | ... | ... | ... | ... | ... | ... | 18 | 7 | 25 |
| | | B. Prisoners sentenced to rigorous imprisonment... | 25 | 3 | 85 | 8 | 57 | ... | 18 | ... | 23 | 1 | 4 | ... | 4 | 1 | ... | ... | 2 | ... | ... | ... | 4 | ... | ... | ... | 222 | 13 | 235 |
| | | C. Prisoners sentenced to rigorous imprisonment with solitary confinement. | ... | ... | ... | ... | ... | ... | ... | ... | ... | ... | ... | ... | 3 | ... | ... | ... | ... | ... | ... | ... | ... | ... | ... | ... | 3 | ... | 3 |
| 13 | Nellore ... | D. Prisoners sentenced to rigorous imprisonment with whipping. | ... | ... | ... | ... | ... | ... | 1 | ... | ... | ... | ... | ... | ... | ... | ... | ... | ... | ... | ... | ... | ... | ... | ... | ... | 1 | ... | 1 |
| | | Total admissions ... | 41 | 8 | 86 | 10 | 58 | ... | 19 | ... | 23 | 1 | 4 | ... | 7 | 1 | ... | ... | 2 | ... | ... | ... | 4 | ... | ... | ... | 244 | 20 | 264 |
| | | Remaining on the 31st December * ... | 6 | ... | 19 | ... | 39 | ... | 39 | ... | 24 | ... | 1 | ... | 6 | 1 | ... | ... | ... | ... | 1 | ... | ... | ... | ... | ... | 135 | 1 | 136 |
| | | A. Prisoners sentenced to simple imprisonment ... | ... | 1 | 5 | 3 | 4 | ... | ... | ... | ... | ... | ... | ... | ... | ... | ... | ... | ... | ... | ... | ... | ... | ... | ... | ... | 9 | 4 | 13 |
| | | B. Prisoners sentenced to rigorous imprisonment... | ... | ... | 118 | 1 | 33 | 2 | 22 | ... | 9 | ... | 10 | ... | ... | ... | ... | ... | 11 | ... | 7 | ... | 4 | 1 | ... | ... | 219 | 4 | 223 |
| | | C. Prisoners sentenced to rigorous imprisonment with solitary confinement. | ... | ... | ... | ... | ... | ... | 2 | ... | 4 | ... | 2 | ... | ... | ... | ... | ... | ... | ... | ... | ... | ... | ... | ... | ... | 8 | ... | 8 |
| 14 | Kurnool ... | D. Prisoners sentenced to rigorous imprisonment with whipping. | ... | ... | ... | ... | ... | ... | 1 | ... | ... | ... | ... | ... | ... | ... | ... | ... | ... | ... | ... | ... | ... | ... | ... | ... | 1 | ... | 1 |
| | | Total admissions ... | ... | 1 | 123 | 4 | 42 | 2 | 25 | ... | 13 | ... | 12 | ... | ... | ... | ... | ... | 11 | ... | 7 | ... | 4 | 1 | ... | ... | 237 | 8 | 245 |
| | | Remaining on the 31st December * ... | ... | ... | 30 | 1 | 20 | 1 | 16 | ... | 2 | ... | 4 | ... | ... | ... | ... | ... | 2 | ... | 1 | ... | ... | ... | ... | ... | 75 | 2 | 77 |





| | | | | | | | | | | | | | | | | | | | | | | | | | | | | | |
|---|---|---|---|---|---|---|---|---|---|---|---|---|---|---|---|---|---|---|---|---|---|---|---|---|---|---|---|---|---|
| | | A. Prisoners sentenced to simple imprisonment ... | ... | ... | 10 | 4 | 1 | 1 | 1 | ... | ... | ... | ... | ... | ... | ... | ... | ... | ... | ... | ... | ... | ... | ... | ... | ... | 12 | 5 | 17 |
| | | B. Prisoners sentenced to rigorous imprisonment... | 3 | ... | 160 | 13 | 152 | 3 | 46 | 1 | 37 | ... | 22 | ... | 5 | ... | 3 | ... | 2 | ... | ... | ... | 2 | 1 | ... | ... | 432 | 18 | 450 |
| | | C. Prisoners sentenced to rigorous imprisonment with solitary confinement. | ... | ... | ... | ... | 1 | ... | ... | ... | 7 | ... | ... | ... | ... | ... | ... | ... | ... | ... | ... | ... | ... | ... | ... | ... | 8 | ... | 8 |
| 15 | Bellary ... | D. Prisoners sentenced to rigorous imprisonment with whipping. | ... | ... | ... | ... | ... | ... | ... | ... | 1 | ... | ... | ... | ... | ... | ... | ... | ... | ... | ... | ... | ... | ... | ... | ... | 1 | ... | 1 |
| | | Total admissions ... | 3 | ... | 170 | 17 | 154 | 4 | 47 | 1 | 45 | ... | 22 | ... | 5 | ... | 3 | ... | 2 | ... | ... | ... | 2 | 1 | ... | ... | 453 | 23 | 476 |
| | | Remaining on the 31st December * ... | ... | ... | 23 | 3 | 46 | 3 | 30 | 1 | 68 | ... | 56 | 2 | 37 | 2 | 5 | ... | 4 | 2 | ... | ... | ... | ... | ... | ... | 269 | 13 | 282 |
| | | A. Prisoners sentenced to simple imprisonment ... | 32 | ... | 3 | 2 | 1 | ... | ... | ... | ... | ... | ... | ... | ... | ... | ... | ... | ... | ... | ... | ... | ... | ... | ... | ... | 36 | 2 | 38 |
| | | B. Prisoners sentenced to rigorous imprisonment... | 24 | 1 | 177 | 10 | 157 | 7 | 48 | 2 | 27 | 1 | 8 | ... | 1 | ... | ... | ... | 4 | 1 | 3 | ... | 11 | ... | ... | ... | 460 | 22 | 482 |
| | | C. Prisoners sentenced to rigorous imprisonment with solitary confinement. | ... | ... | 1 | ... | ... | ... | ... | ... | 2 | ... | ... | ... | ... | ... | ... | ... | ... | ... | ... | ... | ... | ... | ... | ... | 3 | ... | 3 |
| 16 | Cuddapah ... | D. Prisoners sentenced to rigorous imprisonment with whipping. | ... | ... | 1 | ... | ... | ... | ... | ... | 1 | ... | 1 | ... | ... | ... | ... | ... | ... | ... | ... | ... | ... | ... | ... | ... | 3 | ... | 3 |
| | | Total admissions ... | 56 | 1 | 182 | 12 | 158 | 7 | 48 | 2 | 30 | 1 | 9 | ... | 1 | ... | ... | ... | 4 | 1 | 3 | ... | 11 | ... | ... | ... | 502 | 24 | 526 |
| | | Remaining on the 31st December * ... | ... | ... | 24 | 2 | 67 | 2 | 28 | ... | 18 | ... | 2 | ... | ... | ... | ... | ... | ... | ... | ... | ... | 2 | ... | ... | ... | 141 | 4 | 145 |
| | | A. Prisoners sentenced to simple imprisonment ... | ... | ... | 5 | 4 | 1 | 1 | 1 | ... | ... | ... | ... | ... | ... | ... | ... | ... | ... | ... | ... | ... | ... | ... | ... | ... | 7 | 5 | 12 |
| | | B. Prisoners sentenced to rigorous imprisonment... | 4 | ... | 215 | 8 | 166 | 6 | 55 | 2 | 16 | ... | 51 | ... | 8 | 1 | ... | ... | 10 | ... | 1 | ... | 4 | ... | ... | ... | 530 | 17 | 547 |
| | | C. Prisoners sentenced to rigorous imprisonment with solitary confinement. | ... | ... | ... | ... | ... | ... | ... | ... | 2 | ... | ... | ... | ... | ... | ... | ... | ... | ... | ... | ... | ... | ... | ... | ... | 2 | ... | 2 |
| 17 | Cuddalore ... | D. Prisoners sentenced to rigorous imprisonment with whipping. | 1 | ... | ... | ... | ... | ... | ... | ... | ... | ... | 6 | ... | ... | ... | ... | ... | ... | ... | ... | ... | ... | ... | ... | ... | 7 | ... | 7 |
| | | Total admissions ... | 5 | ... | 220 | 12 | 167 | 7 | 56 | 2 | 18 | ... | 57 | ... | 8 | 1 | ... | ... | 10 | ... | 1 | ... | 4 | ... | ... | ... | 546 | 22 | 568 |
| | | Remaining on the 31st December * ... | ... | ... | 41 | 4 | 63 | 2 | 41 | 1 | 4 | ... | 23 | ... | 4 | ... | ... | ... | ... | ... | ... | ... | 1 | ... | ... | ... | 177 | 7 | 184 |
| | | A. Prisoners sentenced to simple imprisonment ... | 4 | ... | 19 | 5 | 1 | ... | ... | ... | ... | ... | ... | ... | ... | ... | ... | ... | ... | ... | ... | ... | ... | ... | ... | ... | 24 | 5 | 29 |
| | | B. Prisoners sentenced to rigorous imprisonment... | 4 | ... | 238 | 15 | 233 | 11 | 37 | 1 | 42 | ... | 38 | ... | 14 | ... | ... | ... | 5 | 1 | 1 | ... | ... | ... | ... | ... | 612 | 28 | 640 |
| | | C. Prisoners sentenced to rigorous imprisonment with solitary confinement. | ... | ... | 3 | ... | 9 | ... | 20 | ... | 6 | ... | ... | ... | ... | ... | ... | ... | ... | ... | ... | ... | ... | ... | ... | ... | 38 | ... | 38 |
| 18 | Tanjore ... | D. Prisoners sentenced to rigorous imprisonment with whipping. | ... | ... | ... | ... | 2 | ... | 1 | ... | ... | ... | 4 | ... | ... | ... | ... | ... | ... | ... | ... | ... | ... | ... | ... | ... | 7 | ... | 7 |
| | | Total admissions ... | 8 | ... | 260 | 20 | 245 | 11 | 58 | 1 | 48 | ... | 42 | ... | 14 | ... | ... | ... | 5 | 1 | 1 | ... | ... | ... | ... | ... | 681 | 33 | 714 |
| | | Remaining on the 31st December * ... | ... | ... | 26 | 5 | 77 | ... | 100 | ... | 42 | ... | 23 | ... | 3 | ... | ... | ... | ... | ... | ... | ... | ... | ... | ... | ... | 271 | 5 | 276 |
| | | A. Prisoners sentenced to simple imprisonment ... | ... | ... | 4 | 2 | 5 | ... | ... | ... | 2 | ... | ... | ... | ... | ... | ... | ... | ... | ... | ... | ... | ... | ... | ... | ... | 11 | 2 | 13 |
| | | B. Prisoners sentenced to rigorous imprisonment... | 5 | ... | 224 | 12 | 177 | 7 | 63 | 2 | 71 | ... | 46 | ... | 7 | ... | 8 | ... | 4 | ... | ... | ... | 5 | 1 | ... | ... | 610 | 22 | 632 |
| | | C. Prisoners sentenced to rigorous imprisonment with solitary confinement. | ... | ... | ... | ... | 3 | ... | 8 | ... | 1 | ... | ... | ... | ... | ... | ... | ... | ... | ... | ... | ... | ... | ... | ... | ... | 12 | ... | 12 |
| 19 | Madura ... | D. Prisoners sentenced to rigorous imprisonment with whipping. | ... | ... | ... | ... | 2 | ... | 1 | ... | 2 | ... | 2 | ... | ... | ... | ... | ... | ... | ... | ... | ... | ... | ... | ... | ... | 7 | ... | 7 |
| | | Total admissions ... | 5 | ... | 228 | 14 | 187 | 7 | 72 | 2 | 76 | ... | 48 | ... | 7 | ... | 8 | ... | 4 | ... | ... | ... | 5 | 1 | ... | ... | 640 | 24 | 664 |
| | | Remaining on the 31st December * ... | 1 | ... | 64 | 3 | 116 | 1 | 21 | 6 | 53 | 1 | 34 | ... | 13 | ... | ... | ... | ... | ... | ... | ... | 2 | 1 | ... | ... | 304 | 12 | 316 |
| | | A. Prisoners sentenced to simple imprisonment ... | ... | ... | 34 | 1 | 14 | ... | ... | ... | ... | ... | ... | ... | ... | ... | ... | ... | ... | ... | ... | ... | ... | ... | ... | ... | 48 | 1 | 49 |
| | | B. Prisoners sentenced to rigorous imprisonment... | ... | ... | 339 | 4 | 284 | 1 | 92 | 1 | 63 | ... | 43 | 1 | 20 | ... | 3 | ... | 32 | 1 | 8 | ... | 2 | ... | ... | ... | 886 | 8 | 894 |
| | | C. Prisoners sentenced to rigorous imprisonment with solitary confinement. | ... | ... | 1 | ... | 4 | ... | 5 | ... | 3 | ... | ... | ... | ... | ... | ... | ... | ... | ... | ... | ... | ... | ... | ... | ... | 13 | ... | 13 |
| 20 | Tinnevelly ... | D. Prisoners sentenced to rigorous imprisonment with whipping. | ... | ... | ... | ... | 1 | ... | ... | ... | 1 | ... | ... | ... | ... | ... | ... | ... | ... | ... | ... | ... | ... | ... | ... | ... | 2 | ... | 2 |
| | | Total admissions ... | ... | ... | 374 | 5 | 303 | 1 | 97 | 1 | 67 | ... | 43 | 1 | 20 | ... | 3 | ... | 32 | 1 | 8 | ... | 2 | ... | ... | ... | 949 | 9 | 958 |
| | | Remaining on the 31st December * ... | ... | ... | 40 | ... | 79 | 1 | 53 | ... | 23 | ... | 3 | ... | 7 | .. | 1 | ... | 19 | ... | 6 | ... | 1 | ... | ... | ... | 232 | 1 | 233 |

* Classes A, B, C, and D should be amalgamated for this total.

# D.—PRISONS—*continued.*

(29)—*Statement showing the convicts admitted into the jails and the subsidiary jails of the Madras Presidency during the year* 1890 *and those remaining on the* 31*st December of that year, according to the nature and length of sentences*—continued.

| 1 | 2 | 3 | 4 | | | | | | | | | | | | | | | | | | | | 5 | | |
|---|---|---|---|---|---|---|---|---|---|---|---|---|---|---|---|---|---|---|---|---|---|---|---|---|---|
| | | | Numbers according to length of sentence. | | | | | | | | | | | | | | | | | | | | | | |
| | | | A. | | B. | | C. | | D. | | E. | | F. | | G. | | H. | | I. | | | | J. | | Total. | | |
| | | | Not exceeding 1 month. | | Above 1 and not exceeding 3 months. | | Above 3 months and not exceeding 6 months. | | Above 6 months and not exceeding 1 year. | | Above 1 year and not exceeding 2 years. | | Above 2 years and not exceeding 5 years. | | Above 5 years and not exceeding 10 years. | | Exceeding 10 years. | | Sentenced to transportation beyond seas. | | | | Sentenced to death. | | | | |
| | | | | | | | | | | | | | | | | | | | a. | | b. | | | | | | |
| | | | | | | | | | | | | | | | | | | | For life. | | For a term | | | | | | |
| Serial number. | Jails. | Nature of imprisonment indicated by letters marking the four jail divisions. | M. | F. | M. | F. | M. | F. | M. | F. | M. | F. | M. | F. | M. | F. | M. | F. | M. | F. | M. | F. | M. | F. | M. | F. | Total. |
| | *District*—cont. | A. Prisoners sentenced to simple imprisonment ... | 4 | ... | 9 | 2 | 4 | ... | 1 | ... | ... | ... | ... | ... | ... | ... | ... | ... | ... | ... | ... | ... | ... | ... | 18 | 2 | 20 |
| | | B. Prisoners sentenced to rigorous imprisonment... | 33 | ... | 382 | 5 | 233 | 1 | 117 | ... | 35 | ... | 28 | ... | 17 | ... | ... | ... | 6 | 2 | 6 | ... | 4 | ... | 861 | 8 | 869 |
| | | C. Prisoners sentenced to rigorous imprisonment with solitary confinement. | ... | ... | ... | ... | ... | ... | 1 | ... | 3 | ... | 3 | ... | ... | ... | ... | ... | ... | ... | ... | ... | ... | ... | 7 | ... | 7 |
| 21 | Calicut ... | D. Prisoners sentenced to rigorous imprisonment with whipping. | ... | ... | 1 | ... | 9 | ... | 2 | ... | 4 | ... | 1 | ... | ... | ... | ... | ... | ... | ... | ... | ... | ... | ... | 17 | ... | 17 |
| | | Total admissions ... | 37 | ... | 392 | 7 | 240 | 1 | 121 | ... | 42 | ... | 32 | ... | 17 | ... | ... | ... | 6 | 2 | 6 | ... | 4 | ... | 903 | 10 | 913 |
| | | Remaining on the 31st December * ... | 41 | ... | 70 | ... | 51 | ... | 28 | ... | 2 | ... | 5 | ... | 3 | ... | ... | ... | ... | ... | ... | ... | ... | ... | 200 | ... | 200 |
| | | A. Prisoners sentenced to simple imprisonment ... | 5 | 2 | 5 | 2 | 2 | 1 | ... | 1 | ... | ... | ... | ... | ... | ... | ... | ... | ... | ... | ... | ... | ... | ... | 12 | 6 | 18 |
| | | B. Prisoners sentenced to rigorous imprisonment... | 49 | 2 | 106 | 8 | 40 | 1 | 17 | ... | 12 | ... | 10 | ... | ... | ... | ... | ... | ... | ... | 5 | ... | ... | ... | 239 | 11 | 250 |
| | | C. Prisoners sentenced to rigorous imprisonment with solitary confinement. | ... | ... | 2 | ... | ... | ... | 1 | ... | 1 | ... | ... | ... | ... | ... | ... | ... | ... | ... | ... | ... | ... | ... | 4 | ... | 4 |
| 22 | Mangalore ... | D. Prisoners sentenced to rigorous imprisonment with whipping. | ... | ... | ... | ... | 1 | ... | 1 | ... | ... | ... | ... | ... | ... | ... | ... | ... | ... | ... | ... | ... | ... | ... | 2 | ... | 2 |
| | | Total admissions ... | 54 | 4 | 113 | 15 | 43 | 2 | 19 | 1 | 13 | ... | 10 | ... | ... | ... | ... | ... | ... | ... | 5 | ... | ... | ... | 257 | 17 | 274 |
| | | Remaining on the 31st December * ... | 2 | ... | 20 | 3 | 26 | 1 | 14 | ... | 6 | ... | 5 | ... | ... | ... | ... | ... | ... | ... | 3 | ... | ... | ... | 76 | 4 | 80 |
| | | A. Prisoners sentenced to simple imprisonment ... | 172 | 42 | 192 | 50 | 64 | 12 | 5 | 2 | 2 | ... | ... | ... | ... | ... | ... | ... | ... | ... | ... | ... | ... | ... | 435 | 106 | 541 |
| | | B. Prisoners sentenced to rigorous imprisonment... | 1,661 | 165 | 4,667 | 229 | 3,546 | 109 | 1,136 | 27 | 544 | 12 | 447 | 7 | 117 | 2 | 18 | ... | 126 | 8 | 62 | ... | 58 | 4 | 12,382 | 593 | 12,975 |
| | | C. Prisoners sentenced to rigorous imprisonment with solitary confinement. | 2 | ... | 19 | 1 | 115 | 4 | 120 | ... | 70 | 1 | 28 | ... | 5 | ... | ... | ... | ... | ... | ... | ... | ... | ... | 359 | 6 | 365 |
| | Total, Central and District Jails. | D. Prisoners sentenced to rigorous imprisonment with whipping. | 10 | ... | 20 | ... | 65 | ... | 47 | ... | 33 | ... | 21 | ... | ... | ... | 1 | ... | ... | ... | ... | ... | ... | ... | 197 | ... | 197 |
| | | Total admissions ... | 1,845 | 237 | 4,898 | 280 | 3,790 | 125 | 1,308 | 29 | 649 | 13 | 496 | 7 | 122 | 2 | 19 | ... | 126 | 8 | 62 | ... | 58 | 4 | 13,373 | 705 | 14,078 |
| | | Remaining on the 31st December * ... | 116 | 8 | 932 | 48 | 1,624 | 58 | 958 | 33 | 811 | 22 | 1,233 | 27 | 864 | 33 | 86 | 1 | 537 | 20 | 518 | 1 | 11 | 1 | 7,690 | 252 | 7,942 |
| | | A. Prisoners sentenced to simple imprisonment ... | ... | ... | ... | ... | ... | ... | ... | ... | ... | ... | ... | ... | ... | ... | ... | ... | ... | ... | ... | ... | ... | ... | ... | ... | ... |
| | | B. Prisoners sentenced to rigorous imprisonment... | 2 | ... | ... | ... | ... | ... | 1 | ... | ... | ... | ... | ... | ... | ... | ... | ... | ... | ... | ... | ... | ... | ... | 3 | ... | 3 |
| | | C. Prisoners sentenced to rigorous imprisonment with solitary confinement. | ... | ... | ... | ... | ... | ... | ... | ... | ... | ... | ... | ... | ... | ... | ... | ... | ... | ... | ... | ... | ... | ... | ... | ... | ... |
| 23 | European Prison. | D. Prisoners sentenced to rigorous imprisonment with whipping. | ... | ... | ... | ... | ... | ... | ... | ... | ... | ... | ... | ... | ... | ... | ... | ... | ... | ... | ... | ... | ... | ... | ... | ... | ... |
| | | Total admissions ... | 2 | ... | ... | ... | ... | ... | ... | ... | ... | ... | ... | ... | ... | ... | ... | ... | ... | ... | ... | ... | ... | ... | 3 | ... | 3 |
| | | Remaining on the 31st December * ... | ... | ... | ... | ... | ... | ... | 1 | ... | ... | ... | ... | ... | ... | ... | ... | ... | ... | ... | ... | ... | ... | ... | ... | ... | ... |
| | Total Subsidiary Jails. | A. Prisoners sentenced to simple imprisonment ... | 2,651 | 432 | 15 | 3 | ... | ... | ... | ... | ... | ... | ... | ... | ... | ... | ... | ... | ... | ... | ... | ... | ... | ... | 2,666 | 435 | 3,101 |
| | | B. Prisoners sentenced to rigorous imprisonment... | 8,643 | 1,139 | 291 | 6 | ... | ... | ... | ... | ... | ... | ... | ... | ... | ... | ... | ... | ... | ... | ... | ... | ... | ... | 8,934 | 1,145 | 10,079 |
| | | C. Prisoners sentenced to rigorous imprisonment with solitary confinement. | 34 | 1 | 12 | 2 | ... | ... | ... | ... | ... | ... | ... | ... | ... | ... | ... | ... | ... | ... | ... | ... | ... | ... | 46 | 3 | 49 |
| | | D. Prisoners sentenced to rigorous imprisonment with whipping. | 6 | ... | ... | ... | ... | ... | ... | ... | ... | ... | ... | ... | ... | ... | ... | ... | ... | ... | ... | ... | ... | ... | 6 | ... | 6 |
| | | Total admissions ... | 11,334 | 1,572 | 318 | 11 | ... | ... | ... | ... | ... | ... | ... | ... | ... | ... | ... | ... | ... | ... | ... | ... | ... | ... | 11,652 | 1,583 | 13,235 |
| | | Remaining on the 31st December * ... | 371 | 35 | 45 | 2 | ... | ... | ... | ... | ... | ... | ... | ... | ... | ... | ... | ... | ... | ... | ... | ... | ... | ... | 416 | 37 | 453 |
| | | A. Prisoners sentenced to simple imprisonment ... | 2,823 | 474 | 207 | 53 | 64 | 12 | 5 | 2 | 2 | ... | ... | ... | ... | ... | ... | ... | ... | ... | ... | ... | ... | ... | 3,101 | 541 | 3,642 |
| | | B. Prisoners sentenced to rigorous imprisonment... | 10,306 | 1,334 | 4,958 | 235 | 3,546 | 109 | 1,157 | 27 | 544 | 12 | 447 | 7 | 117 | 2 | 18 | ... | 126 | 8 | 62 | ... | 58 | 4 | 21,319 | 1,738 | 23,057 |
| | | C. Prisoners sentenced to rigorous imprisonment with solitary confinement. | 36 | 1 | 31 | 3 | 115 | 4 | 120 | ... | 70 | 1 | 28 | ... | 5 | ... | ... | ... | ... | ... | ... | ... | ... | ... | 405 | 9 | 414 |
| | Grand Total ... | D. Prisoners sentenced to rigorous imprisonment with whipping. | 16 | ... | 20 | ... | 65 | ... | 47 | ... | 33 | ... | 21 | ... | ... | ... | 1 | ... | ... | ... | ... | ... | ... | ... | 203 | ... | 203 |
| | | Total admissions ... | 13,181 | 1,809 | 5,216 | 291 | 3,790 | 125 | 1,309 | 29 | 649 | 13 | 496 | 7 | 122 | 2 | 19 | ... | 126 | 8 | 62 | ... | 58 | 4 | 25,028 | 2,288 | 27,316 |
| | | Remaining on the 31st December * ... | 487 | 43 | 977 | 50 | 1,624 | 58 | 958 | 33 | 811 | 22 | 1,233 | 27 | 864 | 33 | 86 | 1 | 537 | 20 | 518 | 1 | 11 | 1 | 8,106 | 289 | 8,395 |

* Classes A, B, C and D should be amalgamated for this total.

## D.—PRISONS—*continued.*

(30)—*Statement showing the convicts admitted into the jails and the subsidiary jails of the Madras Presidency during the year* 1890, *who had been previously convicted.*

| 1 | 2 | 3 | | | 4 | | | | | | | | | 5 | | | 6 | | | | | |
|---|---|---|---|---|---|---|---|---|---|---|---|---|---|---|---|---|---|---|---|---|---|---|
| | | | | | Number previously convicted. | | | | | | | | | | | | Juvenile prisoners under 16 years of age (Sec. 399, Criminal Procedure Code). | | | | | |
| | | | | | A. | | B. | | C. | | D. | | | | | | A. | | | B. | | |
| Serial number. | Jails. | Number admitted during the year. | | | Once. | | Twice. | | More than twice. | | Total. | | | Ratio per cent. of column 4-D to column 3. | | | Number admitted during the year. | | | Number previously convicted. | | |
| | | M. | F. | Total. | M. | F. | M. | F. | M. | F. | M. | F. | Total. | M. | F. | Total. | M. | F. | Total. | M. | F. | Total. |
| | *Central Prisons.* | | | | | | | | | | | | | | | | | | | | | |
| 1 | Rajahmundry ... ... ... ... | 488 | 29 | 517 | 70 | 3 | 22 | 1 | 22 | ... | 114 | 4 | 118 | 23·36 | 13·79 | 22·82 | 14 | 6 | 20 | 2 | ... | 2 |
| 2 | Vellore ... ... ... ... | 779 | 53 | 832 | 89 | 2 | 16 | ... | 25 | 2 | 130 | 4 | 134 | 16·69 | 7·55 | 16·11 | 14 | 2 | 16 | 3 | ... | 3 |
| 3 | Trichinopoly ... ... ... ... | 409 | 31 | 530 | 37 | 1 | 23 | 1 | 8 | ... | 68 | 2 | 70 | 13·63 | 6·45 | 13·21 | 5 | 4 | 9 | 2 | ... | 2 |
| 4 | Coimbatore ... ... ... ... | 863 | 13 | 876 | 73 | ... | 15 | ... | 18 | ... | 106 | ... | 106 | 12·28 | ... | 12·10 | 21 | ... | 21 | 1 | ... | 1 |
| 5 | Cannanore ... ... ... ... | 172 | 1 | 173 | 8 | ... | 5 | ... | 13 | ... | 26 | ... | 26 | 15·12 | ... | 15·03 | ... | ... | ... | ... | ... | ... |
| 6 | Salem ... ... ... ... | 681 | 32 | 713 | 55 | ... | 17 | 1 | 14 | 2 | 86 | 3 | 89 | 12·63 | 9·37 | 12·48 | 3 | ... | 3 | 1 | ... | 1 |
| 7 | Penitentiary ... ... ... ... | 2,695 | 241 | 2,936 | 138 | 5 | 64 | 3 | 107 | 1 | 309 | 9 | 318 | 11·47 | 3·73 | 10·83 | 58 | 3 | 61 | 11 | ... | 11 |
| | Total ... | 6,177 | 400 | 6,577 | 470 | 11 | 162 | 6 | 207 | 5 | 839 | 22 | 861 | 13·58 | 5·50 | 13·09 | 115 | 15 | 130 | 20 | ... | 20 |
| | *District Jails.* | | | | | | | | | | | | | | | | | | | | | |
| 8 | Russellkonda ... ... ... ... | 253 | 4 | 262 | 19 | ... | 3 | ... | 3 | ... | 25 | ... | 25 | 9·69 | ... | 9·54 | 1 | ... | 1 | ... | ... | ... |
| 9 | Berhampore ... ... ... ... | 501 | 18 | 519 | 63 | 4 | 11 | ... | 14 | ... | 88 | 4 | 92 | 17·56 | 22·22 | 17·73 | 4 | 1 | 5 | 1 | 1 | 2 |
| 10 | Vizagapatam ... ... ... ... | 379 | 81 | 460 | 42 | 7 | 29 | 1 | 19 | 1 | 90 | 9 | 99 | 23·75 | 11·11 | 21·52 | 11 | 5 | 16 | 4 | ... | 4 |
| 11 | Parvatipur ... ... ... ... | 568 | 6 | 574 | 69 | 1 | 10 | 1 | 7 | ... | 86 | 2 | 88 | 15·14 | 33·33 | 15·33 | 12 | ... | 12 | 2 | ... | 2 |
| 12 | Guntur ... ... ... ... | 78 | 6 | 84 | 5 | ... | 10 | ... | ... | ... | 15 | ... | 15 | 19·23 | ... | 17·86 | 3 | 1 | 4 | 2 | ... | 2 |
| 13 | Nellore ... ... ... ... | 244 | 20 | 264 | 15 | 1 | 8 | ... | 5 | ... | 28 | 1 | 29 | 11·48 | 5·00 | 10·98 | 5 | 1 | 6 | ... | ... | ... |
| 14 | Kurnool ... ... ... ... | 237 | 8 | 245 | 12 | ... | 5 | ... | 2 | ... | 19 | ... | 19 | 8·02 | ... | 7·75 | ... | ... | ... | ... | ... | ... |
| 15 | Bellary ... ... ... ... | 453 | 23 | 476 | 37 | 2 | 4 | ... | 6 | ... | 47 | 2 | 49 | 10·37 | 8·69 | 10·29 | 2 | 1 | 3 | ... | ... | ... |
| 16 | Cuddapah ... ... ... ... | 502 | 24 | 526 | 27 | ... | 3 | ... | 3 | ... | 33 | ... | 33 | 6·57 | ... | 6·27 | 4 | 1 | 5 | 1 | ... | 1 |
| 17 | Cuddalore ... ... ... ... | 546 | 22 | 568 | 77 | 2 | 26 | ... | 13 | ... | 116 | 2 | 118 | 21·24 | 9·09 | 20·77 | 2 | 1 | 3 | ... | ... | ... |
| 18 | Tanjore ... ... ... ... | 681 | 33 | 714 | 55 | 6 | 31 | 1 | 15 | ... | 101 | 7 | 108 | 14·83 | 21·21 | 15·13 | 7 | 3 | 10 | 1 | 2 | 3 |
| 19 | Madura ... ... ... ... | 640 | 24 | 664 | 81 | 4 | 30 | ... | 21 | ... | 132 | 4 | 136 | 20·62 | 16·67 | 20·48 | 3 | 1 | 4 | 1 | ... | 1 |
| 20 | Tinnevelly ... ... ... ... | 949 | 9 | 958 | 84 | ... | 16 | ... | 7 | ... | 107 | ... | 107 | 11·27 | ... | 11·17 | 4 | ... | 4 | ... | ... | ... |
| 21 | Calicut ... ... ... ... | 903 | 10 | 913 | 70 | ... | 34 | ... | 17 | ... | 121 | ... | 121 | 13·40 | ... | 13·25 | 13 | ... | 13 | 4 | ... | 4 |
| 22 | Mangalore ... ... ... ... | 257 | 17 | 274 | 14 | 1 | 1 | ... | 3 | ... | 18 | 1 | 19 | 7·00 | 5·88 | 6·93 | 3 | ... | 3 | 1 | ... | 1 |
| | Total ... | 7,196 | 305 | 7,501 | 670 | 28 | 221 | 3 | 135 | 1 | 1,026 | 32 | 1,058 | 14·26 | 10·49 | 14·10 | 74 | 15 | 89 | 17 | 3 | 20 |
| | Total, Central and District Jails ... | 13,373 | 705 | 14,078 | 1,140 | 39 | 383 | 9 | 342 | 6 | 1,865 | 54 | 1,919 | 13·95 | 7·66 | 13·63 | 189 | 30 | 219 | 37 | 3 | 40 |
| 23 | European Prison ... ... ... | 3 | ... | 3 | 1 | ... | ... | ... | ... | ... | 1 | ... | 1 | 33·33 | ... | 33·33 | ... | ... | ... | ... | ... | ... |
| 24 | Subsidiary Jails ... ... ... | 11,652 | 1,583 | 13,235 | 204 | 30 | 26 | 5 | 23 | 2 | 253 | 37 | 290 | 2·17 | 2·34 | 2·19 | 106 | 41 | 237 | 3 | 1 | 4 |
| | Grand Total ... | 25,028 | 2,288 | 27,316 | 1,345 | 69 | 409 | 14 | 365 | 8 | 2,119 | 91 | 2,210 | 8·47 | 3·98 | 8·09 | 385 | 71 | 456 | 40 | 4 | 44 |





## D.—PRISONS—*continued.*

(31)—*Statement showing the escapes and recaptures of convicts in the jails and the subsidiary jails of the Madras Presidency during the year* 1890.

| 1 | 2 | 3 | 4 | | | 5 | | | 6 | | | 7 | | |
|---|---|---|---|---|---|---|---|---|---|---|---|---|---|---|
| Serial number. | Jails. | Remaining uncaptured on the 31st December 1889 of those who escaped during the previous ten years. | Escaped during the year. | | | Recaptured during the year. | | | Remained uncaptured. | | | Unexpired portion of sentence of those who escaped during the year. | | |
| | | | From inside the jail. | From outside the jail. | Total. | Of those who escaped in previous ten years. | Of those who escaped during the year. | Total. | Of previous years. | Of the year. | Total. | Under 1 year. | Above 1 and under 7 years. | Above 7 years. |
| | | C. | A. | B. | C. | A. | B. | C. | A. | B. | C. | A. | B. | C. |
| | *Central Prisons.* | | | | | | | | | | | | | |
| 1 | Rajahmundry ... ... ... | 1 | ... | 1 | 1 | ... | 1 | 1 | ... | 1 | 1 | ... | ... | 1 |
| 2 | Vellore ... ... ... | 2 | ... | 2 | 2 | ... | 2 | 2 | ... | 2 | 2 | 2 | ... | ... |
| 3 | Trichinopoly ... ... ... | 1 | ... | 2 | 2 | 1 | 2 | 3 | ... | ... | ... | ... | ... | ... |
| 4 | Coimbatore ... ... ... | 5 | ... | ... | ... | ... | ... | ... | 5 | ... | 5 | 2 | ... | ... |
| 5 | Cannanore ... ... ... | ... | ... | ... | ... | ... | ... | ... | ... | ... | ... | ... | ... | ... |
| 6 | Salem ... ... ... | ... | 2 | ... | 2 | ... | 1 | 1 | 1 | ... | 1 | ... | 1 | 1 |
| 7 | Penitentiary ... ... ... | 1 | ... | ... | ... | ... | ... | ... | 1 | ... | 1 | ... | ... | ... |
| | Total ... | 10 | 2 | 5 | 7 | 1 | 6 | 7 | 9 | 1 | 10 | 4 | 1 | 2 |
| | *District Jails.* | | | | | | | | | | | | | |
| 8 | Russellkonda ... ... ... | ... | ... | ... | ... | ... | ... | ... | ... | ... | ... | ... | ... | ... |
| 9 | Berhampore ... ... ... | 2 | ... | ... | ... | ... | ... | ... | 2 | ... | 2 | ... | ... | ... |
| 10 | Vizagapatam ... ... ... | ... | ... | ... | ... | ... | ... | ... | ... | ... | ... | 2 | ... | ... |
| 11 | Parvatipur ... ... ... | 2 | ... | ... | ... | ... | ... | ... | 2 | ... | 2 | ... | ... | ... |
| 12 | Guntur ... ... ... | 1 | ... | ... | ... | ... | ... | ... | 1 | ... | 1 | 1 | ... | ... |
| 13 | Nellore ... ... ... | 3 | ... | ... | ... | ... | ... | ... | 2 | ... | 2 | ... | ... | ... |
| 14 | Kurnool ... ... ... | 1 | ... | ... | ... | 1 | ... | 1 | ... | ... | ... | ... | ... | ... |
| 15 | Bellary ... ... ... | 1 | ... | ... | ... | ... | ... | ... | 1 | ... | 1 | ... | ... | ... |
| 16 | Cuddapah ... ... ... | ... | ... | ... | ... | ... | ... | ... | ... | ... | ... | ... | ... | ... |
| 17 | Cuddalore ... ... ... | 1 | ... | 1 | 1 | 1 | ... | 2 | ... | ... | ... | 1 | ... | ... |
| 18 | Tanjore ... ... ... | ... | ... | ... | ... | ... | ... | ... | ... | ... | ... | ... | ... | ... |
| 19 | Madura ... ... ... | 2 | ... | 1 | 1 | ... | 1 | 1 | ... | 2 | 2 | ... | ... | 1 |
| 20 | Tinnevelly ... ... ... | 1 | ... | ... | ... | ... | ... | ... | 1 | 1 | 1 | ... | ... | ... |
| 21 | Calicut ... ... ... | ... | ... | 1 | 1 | ... | 1 | 1 | ... | ... | ... | ... | 1 | ... |
| 22 | Mangalore ... ... ... | ... | ... | ... | ... | ... | ... | ... | ... | ... | ... | ... | ... | ... |
| | Total ... | 13 | ... | 3 | 3 | 2 | 3 | 5 | 11 | ... | 11 | 1 | 1 | 1 |
| | Total, Central and District Jails ... | 23 | 2 | 8 | 10 | 3 | 9 | 12 | 20 | 1 | 21 | 5 | 2 | 3 |
| 23 | European Prison ... ... ... | ... | ... | ... | ... | ... | ... | ... | ... | ... | ... | ... | ... | ... |
| 24 | Subsidiary Jails ... ... ... | 5 | 2 | 10 | 12 | 1 | 8 | 9 | 4 | 4 | 8 | 12 | ... | ... |
| | Grand Total ... | 28 | 4 | 18 | * 22 | 4 | 17 | 21 | 24 | 5 | 29 | 17 | 2 | 3 |

* 5 escaped in transit.

## D.—PRISONS—*continued.*

(32)—*Statement showing the offences committed by the convicts, and the punishments inflicted on them in the jails and subsidiary jails of the Madras Presidency during the year* 1890.

| Serial number. | Jails. | Average number of convicts. M. | Average number of convicts. F. | Criminal offences. M. | Criminal offences. F. | Breaches of jail rules: Smoking or having possession of forbidden articles. M. | Smoking or having possession of forbidden articles. F. | Offences relating to work. M. | Offences relating to work. F. | Other offences against prison discipline. M. | Other offences against prison discipline. F. | Total offences. M. | Total offences. F. | Punishments inflicted. A. By Criminal Courts. M. | A. By Criminal Courts. F. | B. By jail officers. a. Separate confinement. M. | a. Separate confinement. F. | b. Reduced diet. No. I. Bread and water diet. M. | No. I. Bread and water diet. F. | No. II. Stir-about diet. M. | No. II. Stir-about diet. F. | No. III. Full stir-about diet. M. | No. III. Full stir-about diet. F. | c. Separate confinement with reduced diet. M. | c. Separate confinement with reduced diet. F. | d. Corporal punishment. | e. Other punishments. M. | e. Other punishments. F. | C. Total punishments | 7 Ratio of column 6-C to column 3. | 8 column 6-d to the total number of the other jail punishments inflicted on male prisoners. |
|---|---|---|---|---|---|---|---|---|---|---|---|---|---|---|---|---|---|---|---|---|---|---|---|---|---|---|---|---|---|---|---|
| | *Central Prisons.* | | | | | | | | | | | | | | | | | | | | | | | | | | | | | | |
| 1 | Rajahmundry ... ... | 500·31 | 22·17 | 2 | ... | 40 | ... | 66 | ... | 103 | 1 | 211 | 1 | 2 | ... | ... | ... | 8 | ... | 106 | ... | 30 | ... | 21 | ... | 1 | 43 | 1 | 212 | 40·58 | ·48 |
| 2 | Vellore ... ... | 911·64 | 52·14 | 7 | ... | 87 | 6 | 269 | 10 | 166 | 5 | 526 | 21 | 7 | ... | ... | ... | 120 | 3 | 208 | 9 | 2 | ... | 12 | 1 | 13 | 164 | 8 | 547 | 56·76 | 2·53 |
| 3 | Trichinopoly ... ... | 785·13 | 6·95 | 6 | ... | 96 | ... | 125 | ... | 86 | ... | 313 | ... | 6 | ... | ... | ... | 21 | ... | 15 | ... | 59 | ... | 62 | ... | 5 | 145 | ... | 313 | 39·52 | 1·62 |
| 4 | Coimbatore ... ... | 794·00 | 4·57 | 3 | ... | 138 | ... | 161 | ... | 181 | ... | 483 | ... | 3 | ... | ... | ... | 44 | ... | 41 | ... | 266 | ... | 2 | ... | 6 | 121 | ... | 483 | 60·48 | 1·26 |
| 5 | Cannanore ... ... | 522·03 | ... | ... | ... | 51 | ... | 38 | ... | 139 | ... | 228 | ... | ... | ... | ... | ... | 57 | ... | ... | ... | ... | ... | ... | ... | 106 | ... | ... | 65 | ... | 228 | 43·68 | ... |
| 6 | Salem ... ... | 527·38 | 29·93 | 4 | ... | 24 | 1 | 195 | ... | 163 | 2 | 386 | 3 | 4 | ... | ... | ... | 138 | ... | ... | ... | 2 | ... | 80 | 2 | 1 | 161 | 1 | 389 | 69·80 | ·26 |
| 7 | Penitentiary ... ... | 635·94 | 30·58 | ... | ... | 62 | ... | 21 | ... | 81 | 1 | 164 | 1 | ... | ... | ... | ... | 6 | ... | 25 | ... | 9 | ... | 31 | ... | ... | 93 | 1 | 165 | 24·03 | ... |
| | Total ... | 4,696·43 | 146·34 | 22 | ... | 403 | 7 | 872 | 10 | 919 | 9 | 2,311 | 26 | 22 | ... | ... | ... | 394 | 3 | 395 | 9 | 368 | ... | 314 | 3 | 26 | 792 | 11 | 2,337 | 48·26 | 1·14 |
| | *District Jails.* | | | | | | | | | | | | | | | | | | | | | | | | | | | | | | |
| 8 | Russellkonda ... ... | 94·06 | 2·92 | ... | ... | 19 | ... | 1 | ... | 4 | 3 | 24 | 3 | ... | ... | ... | ... | 11 | 1 | 9 | 2 | ... | ... | ... | ... | 1 | 3 | ... | 27 | 27·84 | 4·35 |
| 9 | Berhampore ... ... | 159·65 | 5·19 | ... | ... | 12 | ... | 2 | ... | 12 | ... | 32 | ... | ... | ... | ... | ... | 3 | ... | 26 | ... | 1 | ... | ... | ... | ... | 2 | ... | 32 | 19·41 | ... |
| 10 | Vizagapatam ... ... | 120·50 | 13·88 | 1 | ... | 26 | ... | ... | ... | 13 | 2 | 40 | 2 | 1 | ... | ... | ... | 11 | ... | 16 | 2 | ... | ... | ... | ... | 1 | 11 | ... | 42 | 31·25 | 2·56 |
| 11 | Parvatipur ... ... | 200·96 | 1·94 | ... | ... | 12 | ... | 6 | ... | 26 | ... | 47 | ... | ... | ... | ... | ... | 22 | ... | 14 | ... | ... | ... | ... | ... | ... | 11 | ... | 47 | 23·16 | ... |
| 12 | Guntur ... ... | 144·76 | 7·53 | 1 | ... | 36 | ... | 5 | ... | 27 | 5 | 69 | 5 | 1 | ... | ... | ... | 6 | 1 | 54 | 4 | ... | ... | ... | ... | 1 | 7 | ... | 74 | 48·59 | 1·47 |
| 13 | Nellore ... ... | 72·07 | 2·53 | ... | ... | 20 | ... | 13 | ... | 49 | 1 | 82 | 1 | ... | ... | ... | ... | 9 | ... | 61 | 1 | ... | ... | 8 | ... | ... | 4 | ... | 83 | 111·26 | ... |
| 14 | Kurnool ... ... | 58·03 | 2·05 | ... | ... | 6 | ... | 1 | ... | 9 | ... | 16 | ... | ... | ... | ... | ... | 13 | ... | 1 | ... | ... | ... | ... | ... | 2 | ... | ... | 16 | 26·63 | 14·28 |
| 15 | Bellary ... ... | 248·33 | 14·77 | ... | ... | 63 | ... | 58 | 5 | 83 | 6 | 204 | 11 | ... | ... | ... | ... | ... | ... | 24 | 3 | ... | ... | 75 | 3 | 2 | 103 | 5 | 215 | 81·72 | ·99 |
| 16 | Cuddapah ... ... | 126·32 | 7·69 | ... | ... | 6 | ... | ... | ... | 5 | ... | 11 | ... | ... | ... | ... | ... | 1 | ... | 5 | ... | ... | ... | 3 | ... | 1 | 1 | ... | 11 | 8·21 | 10·00 |
| 17 | Cuddalore ... ... | 198·84 | 6·23 | 1 | ... | 57 | ... | 3 | ... | 26 | ... | 87 | ... | 1 | ... | ... | ... | 6 | ... | 62 | ... | ... | ... | 15 | ... | ... | 8 | ... | 87 | 42·42 | ... |
| 18 | Tanjore ... ... | 273·31 | 6·43 | ... | ... | 37 | ... | 46 | ... | 72 | 2 | 155 | 2 | ... | ... | ... | ... | 22 | 2 | 29 | ... | ... | ... | 12 | ... | 2 | 20 | ... | 157 | 56·12 | 1·31 |
| 19 | Madura ... ... | 239·37 | 8·21 | ... | ... | 8 | ... | 2 | ... | 21 | 1 | 31 | 1 | ... | ... | ... | ... | 1 | 1 | 4 | ... | 7 | ... | 7 | ... | 2 | 10 | ... | 32 | 12·92 | 6·90 |
| 20 | Tinnevelly ... ... | 248·25 | 1·72 | ... | ... | 9 | ... | 12 | ... | 28 | ... | 49 | ... | ... | ... | ... | ... | 31 | ... | 8 | ... | ... | ... | ... | ... | ... | 10 | ... | 49 | 19·60 | ... |
| 21 | Calicut ... ... | 249·93 | 5·45 | 2 | ... | 4 | ... | 23 | ... | 18 | ... | 47 | ... | *2 | ... | ... | ... | 9 | ... | 24 | ... | ... | ... | 3 | ... | ... | 9 | ... | 47 | 18·40 | ... |
| 22 | Mangalore ... ... | 64·48 | 3·37 | 1 | ... | 4 | ... | 28 | ... | 11 | ... | 44 | ... | 1 | ... | ... | ... | ... | ... | 7 | ... | 4 | ... | 6 | ... | 1 | 25 | ... | 44 | 64·85 | 2·32 |
| | Total ... | 2,498·86 | 89·91 | 6 | ... | 328 | ... | 200 | 5 | 404 | 20 | 938 | 25 | 6 | ... | ... | ... | 145 | 5 | 344 | 12 | 12 | ... | 129 | 3 | 13 | 289 | 5 | 963 | 37·20 | 1·41 |
| | Total, Central and District Jails. | 7,195·29 | 236·25 | 28 | ... | 826 | 7 | 1,072 | 15 | 1,323 | 29 | 3,249 | 51 | 28 | ... | ... | ... | 539 | 8 | 739 | 21 | 380 | ... | 443 | 6 | 39 | 1,081 | 16 | 3,300 | 44·40 | 1·21 |
| 23 | European Prison ... | 12·44 | ... | ... | ... | 1 | ... | 2 | ... | 9 | ... | 12 | ... | ... | ... | ... | ... | 4 | ... | 1 | ... | ... | ... | 1 | ... | ... | 6 | ... | 12 | 96·46 | ... |
| 24 | Subsidiary Jails ... | 470·32 | 39·55 | 1 | ... | ... | ... | ... | ... | 3 | ... | 4 | ... | 1 | ... | ... | ... | ... | ... | ... | ... | ... | ... | ... | ... | 1 | 2 | ... | 4 | ·78 | 33·33 |
| | Grand Total ... | 7,678·05 | 275·80 | 29 | ... | 827 | 7 | 1,074 | 15 | 1,335 | 29 | 3,265 | 51 | 29 | ... | ... | ... | 543 | 8 | 740 | 21 | 380 | ... | 444 | 6 | 40 | 1,089 | 16 | 3,316 | 41·69 | 1·24 |

* One attempt at escape acquitted on trial.





## D.—PRISONS—*continued.*

(33)—*Statement showing the state of education of the convicts imprisoned in and released from the jails of the Madras Presidency for the year* 1890.

| Serial number. | Jails. | 3 Number imprisoned during the year. M. | 3 Number imprisoned during the year. F. | 4 Of those in column 3 there were: Unable to read or write. M. | Unable to read or write. F. | Able to read or write a little. M. | Able to read or write a little. F. | Able to read or write well. M. | Able to read or write well. F. | 5 Daily average number of convicts. M. | 5 Daily average number of convicts. F. | 6 Daily average number under instruction. M. | 6 Daily average number under instruction. F. | 7 Number released during the year, who had been under instruction in jail. M. | 7 Number released during the year, who had been under instruction in jail. F. | 8 Of those in column 7 there were when they entered jail: Unable to read and write. M. | Unable to read and write. F. | Able to read and write a little. M. | Able to read and write a little. F. | Able to read and write well. M. | Able to read and write well. F. | 9 Of those in column 7 there were when they left jail: Unable to read and write. M. | Unable to read and write. F. | Able to read and write a little. M. | Able to read and write a little. F. | Able to read and write well. M. | Able to read and write well. F. |
|---|---|---|---|---|---|---|---|---|---|---|---|---|---|---|---|---|---|---|---|---|---|---|---|---|---|---|---|
| | *Central Prisons.* | | | | | | | | | | | | | | | | | | | | | | | | | | |
| 1 | Rajahmundry ... ... | 488 | 29 | 466 | 29 | 19 | ... | 3 | ... | 500·31 | 22·17 | 102·16 | ... | 76 | ... | 56 | ... | 17 | ... | 3 | ... | 6 | ... | 54 | ... | 16 | ... |
| 2 | Vellore ... ... | 779 | 53 | 669 | 53 | 47 | ... | 63 | ... | 911·64 | 52·14 | 39·93 | ... | 1 | ... | ... | ... | ... | ... | 1 | ... | ... | ... | ... | ... | 1 | ... |
| 3 | Trichinopoly ... ... | 409 | 31 | 377 | 31 | 62 | ... | 60 | ... | 785·13 | 6·95 | 60·50 | ... | 22 | ... | 19 | ... | 3 | ... | ... | ... | 7 | ... | 15 | ... | ... | ... |
| 4 | Coimbatore ... ... | 863 | 13 | 699 | 11 | 126 | 2 | 38 | ... | 794·00 | 4·57 | 4·48 | ... | 6 | ... | 6 | ... | ... | ... | ... | ... | 5 | ... | 1 | ... | ... | ... |
| 5 | Cannanore ... ... | 172 | 1 | 133 | 1 | 33 | ... | 6 | ... | 522·03 | ... | 12·71 | ... | 1 | ... | 1 | ... | ... | ... | ... | ... | ... | ... | 1 | ... | ... | ... |
| 6 | Salem ... ... | 681 | 32 | 611 | 32 | 44 | ... | 26 | ... | 527·38 | 29·93 | 19·74 | ... | 5 | ... | 5 | ... | ... | ... | ... | ... | ... | ... | 4 | ... | 1 | ... |
| 7 | Penitentiary ... ... | 2,695 | 241 | 2,030 | 238 | 333 | 3 | 332 | ... | 655·94 | 30·58 | 220·17 | ... | 39 | ... | 19 | ... | 12 | ... | 8 | ... | 13 | ... | 18 | ... | 8 | ... |
| | Total ... | 6,177 | 400 | 4,985 | 395 | 664 | 5 | 528 | ... | 4,696·43 | 146·34 | 468·69 | ... | 150 | ... | 106 | ... | 32 | ... | 12 | ... | 31 | ... | 93 | ... | 26 | ... |
| | *District Jails.* | | | | | | | | | | | | | | | | | | | | | | | | | | |
| 8 | Russellkonda ... ... | 258 | 4 | 211 | 4 | 10 | ... | 37 | ... | 94·06 | 2·92 | 6·12 | ... | 6 | ... | 5 | ... | ... | ... | 1 | ... | ... | ... | 5 | ... | 1 | ... |
| 9 | Berhampore ... ... | 501 | 18 | 434 | 18 | 45 | ... | 22 | ... | 159·65 | 5·19 | 23·68 | ... | 79 | ... | 58 | ... | 16 | ... | 5 | ... | 30 | ... | 43 | ... | 6 | ... |
| 10 | Vizagapatam ... ... | 379 | 81 | 336 | 80 | 26 | 1 | 17 | ... | 120·50 | 13·88 | 108·43 | ... | 388 | 9 | 334 | 9 | 36 | ... | 18 | ... | 333 | 9 | 36 | ... | 19 | ... |
| 11 | Parvatipur ... ... | 568 | 6 | 557 | 6 | 10 | ... | 1 | ... | 200·96 | 1·94 | 3·99 | ... | 13 | ... | 13 | ... | ... | ... | ... | ... | ... | ... | 13 | ... | ... | ... |
| 12 | Guntur ... ... | 78 | 6 | 72 | 6 | 4 | ... | 2 | ... | 144·76 | 7·53 | ·87 | ... | 6 | ... | 6 | ... | ... | ... | ... | ... | ... | ... | 6 | ... | ... | ... |
| 13 | Nellore ... ... | 244 | 20 | 203 | 20 | 18 | ... | 23 | ... | 72·07 | 2·53 | ... | ... | ... | ... | ... | ... | ... | ... | ... | ... | ... | ... | ... | ... | ... | ... |
| 14 | Kurnool ... ... | 237 | 8 | 214 | 8 | 11 | ... | 12 | ... | 58·03 | 2·05 | 58·03 | ... | 170 | 9 | 152 | 9 | 10 | ... | 8 | ... | 122 | 9 | 38 | ... | 10 | ... |
| 15 | Bellary ... ... | 453 | 23 | 391 | 23 | 4 | ... | 58 | ... | 248·33 | 14·77 | 4·90 | ... | ... | ... | ... | ... | ... | ... | ... | ... | ... | ... | ... | ... | ... | ... |
| 16 | Cuddapah ... ... | 502 | 24 | 429 | 24 | 49 | ... | 24 | ... | 126·32 | 7·69 | ... | ... | ... | ... | ... | ... | ... | ... | ... | ... | ... | ... | ... | ... | ... | ... |
| 17 | Cuddalore ... ... | 540 | 22 | 452 | 22 | 58 | ... | 36 | ... | 198·84 | 6·23 | 2·08 | ... | ... | ... | ... | ... | ... | ... | ... | ... | ... | ... | ... | ... | ... | ... |
| 18 | Tanjore ... ... | 681 | 33 | 517 | 33 | 123 | ... | 41 | ... | 273·31 | 6·43 | 1·19 | ·83 | 3 | ... | 3 | ... | ... | ... | ... | ... | 1 | ... | 2 | ... | ... | ... |
| 19 | Madura ... ... | 640 | 24 | 504 | 24 | 97 | ... | 39 | ... | 239·37 | 8·21 | ... | ... | ... | ... | ... | ... | ... | ... | ... | ... | ... | ... | ... | ... | ... | ... |
| 20 | Tinnevelly ... ... | 949 | 9 | 642 | 9 | 187 | ... | 120 | ... | 248·25 | 1·72 | ... | ... | ... | ... | ... | ... | ... | ... | ... | ... | ... | ... | ... | ... | ... | ... |
| 21 | Calicut ... ... | 903 | 10 | 702 | 10 | 184 | ... | 17 | ... | 249·93 | 5·45 | 5·52 | ... | 18 | ... | 14 | ... | 3 | ... | 1 | ... | 14 | ... | 3 | ... | 1 | ... |
| 22 | Mangalore ... ... | 257 | 17 | 219 | 17 | 35 | ... | 3 | ... | 64·48 | 3·37 | 17·13 | ... | 131 | ... | 108 | ... | 23 | ... | ... | ... | 2 | ... | 129 | ... | ... | ... |
| | Total ... | 7,196 | 305 | 5,883 | 304 | 861 | 1 | 452 | ... | 2,498·86 | 89·91 | 243·94 | ·83 | 814 | 18 | 693 | 18 | 83 | ... | 33 | ... | 502 | 18 | 275 | ... | 37 | ... |
| | Total, Central and District Jails ... | 13,373 | 705 | 10,868 | 699 | 1,525 | 6 | 980 | ... | 7,195·29 | 236·25 | 712·63 | ·83 | 964 | 18 | 799 | 18 | 120 | ... | 45 | ... | 533 | 18 | 368 | ... | 63 | ... |
| 23 | European Prison ... ... | 3 | ... | 1 | ... | ... | ... | 2 | ... | 12·44 | ... | ... | ... | ... | ... | ... | ... | ... | ... | ... | ... | ... | ... | ... | ... | ... | ... |
| | Grand Total ... | 13,376 | 705 | 10,869 | 699 | 1,525 | 6 | 982 | ... | 7,207·73 | 236·25 | 712·63 | ·83 | 964 | 18 | 799 | 18 | 120 | ... | 45 | ... | 533 | 18 | 368 | ... | 63 | ... |





28/

(34)—*Statement showing the expenditure in guarding and maintaining the prisoners in the jails and the subsidiary jails of the Madras Presidency during the year* 1890, *excluding the cost of building new jails, of additions, alterations, or repairs.*

| 1 | 2 | 3 | | | | 4 | | 5 | | 6 | | | 7 | | 8 | | 9 | 10 |
|---|---|---|---|---|---|---|---|---|---|---|---|---|---|---|---|---|---|---|
| | | Average number of prisoners. | | | | Rations. | | Establishment. | | Hospital charges. | | | Clothing. | | Contingencies. | | | |
| Serial number. | Jails. | Convicts. | Under-trial. | Civil. | Total. | A. Total cost. | B. Cost per head of average strength excluding civil debtors and under-trial prisoners. | A. Total cost. | B. Cost per head of average strength. | A. Total cost. | B. Cost per head of average strength. | C. Cost per head of average number sick. | A. Total cost. | B. Cost per head of average strength excluding civil debtors and under-trial prisoners. | A. Total cost. | B. Cost per head of average strength. | Grand total expended. | Total cost per head of average strength. |
| | *Central Prisons.* | | | | | Rs. | Rs. A. P. | Rs. | Rs. A. P. | Rs. | Rs. A. P. | Rs. A. P. | Rs. | Rs. A. P. | Rs. | Rs. A. P. | Rs. | Rs. A. P. |
| 1 | Rajahmundry ... ... ... ... | 522·48 | 4·29 | 3·56 | 530·33 | 11,178 | 21 6 4 | 24,577 | 46 5 6 | 690 | 1 4 10 | 46 11 5 | 2,046 | 3 14 8 | 3,583 | 6 12 2 | 42,074 | 79 5 5 |
| 2 | Vellore ... ... ... ... | 963·78 | ·09 | 7·35 | 971·22 | 23,084 | 23 15 3 | 26,463 | 27 3 11 | 1,361 | 1 6 5 | 47 10 6 | 2,063 | 2 2 3 | 4,887 | 5 0 7 | 57,858 | 59 9 2 |
| 3 | Trichinopoly ... ... ... ... | 792·08 | ·65 | 1·69 | 794·42 | 26,457 | 33 6 5 | 27,335 | 34 6 6 | 1,896 | 2 6 2 | 56 6 4 | 2,812 | 3 8 10 | 5,931 | 4 15 2 | 62,431 | 78 9 4 |
| 4 | Coimbatore ... ... ... ... | 798·57 | 6·47 | 6·77 | 811·81 | 23,085 | 28 14 6 | 27,163 | 33 7 4 | 1,297 | 1 9 7 | 80 10 7 | 3,493 | 4 6 0 | 5,482 | 6 12 1 | 60,520 | 74 8 9 |
| 5 | Cannanore ... ... ... ... | 522·03 | ·06 | ·11 | 522·20 | 12,799 | 24 8 3 | 17,235 | 33 0 1 | 1,144 | 2 3 1 | 57 5 0 | 1,741 | 3 5 4 | 4,929 | 9 7 1 | 37,848 | 72 7 8 |
| 6 | Salem ... ... ... ... | 557·31 | 7·50 | 8·26 | 573·07 | 16,436 | 29 7 10 | 18,975 | 33 1 9 | 816 | 1 6 10 | 117 12 0 | 2,028 | 5 4 1 | 4,517 | 7 14 2 | 43,672 | 76 3 4 |
| 7 | Penitentiary ... ... ... ... | 686·52 | 8·83 | 2·77 | 698·12 | 18,912 | † 27 3 2 | 20,890 | 29 14 9 | 2,240 | 3 3 4 | 128 7 0 | 2,509 | 3 10 6 | 17,846 | 25 9 0 | 62,397 | 89 6 1 |
| | Total, District Jails ... | 4,842·77 | 27·89 | 30·51 | 4,901·17 | 1,31,951 | * 27 3 2 | 1,62,638 | 33 2 11 | 9,444 | 1 14 10 | 68 12 1 | 17,592 | 3 10 2 | 45,175 | 9 3 6 | 3,66,800 | 74 13 5 |
| | *District Jails.* | | | | | | | | | | | | | | | | | |
| 8 | Russellkonda ... ... ... ... | 96·98 | ·45 | 1·20 | 98·63 | 2,220 | 22 15 3 | 3,971 | 40 4 2 | 139 | 1 6 7 | 43 4 10 | 31 | 0 5 1 | 965 | 9 12 7 | 7,332 | 74 5 6 |
| 9 | Berhampore ... ... ... ... | 164·84 | 2·70 | 7·34 | 174·88 | 4,038 | 24 7 11 | 5,294 | 30 4 4 | 613 | 3 8 1 | 66 14 9 | 706 | 4 4 6 | 1,974 | 11 4 7 | 12,625 | 72 3 1 |
| 10 | Vizagapatam ... ... ... ... | 134·38 | 2·33 | 4·28 | 140·99 | 3,899 | 29 0 3 | 5,482 | 38 14 1 | 251 | 1 12 6 | 69 8 6 | 437 | 3 3 10 | 2,382 | 16 14 4 | 12,451 | 88 5 0 |
| 11 | Parvatipur ... ... ... ... | 202·90 | ... | ... | 202·90 | 4,997 | 24 10 1 | 5,166 | 25 7 4 | 706 | 3 7 8 | 60 6 4 | 1,723 | 8 7 10 | 1,582 | 7 12 9 | 14,174 | 69 13 8 |
| 12 | Guntur ... ... ... ... | 152·29 | 2·24 | 3·64 | 157·17 | 4,462 | 29 4 9 | 4,830 | 30 11 8 | 151 | 0 15 4 | 55 11 6 | 350 | 2 4 9 | 1,152 | 7 5 3 | 10,945 | 69 10 3 |
| 13 | Nellore ... ... ... ... | 74·60 | 7·57 | 2·36 | 84·53 | 1,811 | 24 4 5 | 4,793 | 56 11 3 | 92 | 1 1 5 | 49 7 5 | 203 | 2 11 6 | 961 | 11 5 11 | 7,860 | 92 15 9 |
| 14 | Kurnool ... ... ... ... | 60·08 | 5·26 | 2·24 | 67·58 | 1,333 | 22 4 4 | 4,795 | 70 15 3 | 110 | 1 10 1 | 58 3 3 | 209 | 3 7 8 | 1,506 | 22 4 7 | 7,958 | 117 12 1 |
| 15 | Bellary ... ... ... ... | 263·10 | 5·56 | 4·53 | 273·19 | 8,142 | 30 15 2 | 8,969 | 32 13 3 | 404 | 1 7 8 | 81 12 6 | 1,153 | 4 6 1 | 3,788 | 13 13 10 | 22,456 | 82 3 2 |
| 16 | Cuddapah ... ... ... ... | 134·01 | 8·13 | 4·10 | 146·24 | 3,631 | 27 1 6 | 5,175 | 35 6 2 | 142 | 0 15 6 | 42 6 3 | 500 | 3 11 8 | 1,242 | 8 7 11 | 10,690 | 73 1 7 |
| 17 | Cuddalore ... ... ... ... | 205·07 | 8·06 | 3·73 | 216·86 | 6,463 | 31 8 3 | 6,414 | 29 9 3 | 337 | 1 8 10 | 93 5 7 | 999 | 4 13 11 | 1,583 | 7 4 9 | 15,796 | 72 13 5 |
| 18 | Tanjore ... ... ... ... | 279·74 | 10·61 | 9·64 | 299·99 | 5,860 | 20 15 2 | 10,168 | 33 14 4 | 469 | 1 9 0 | 71 13 2 | 1,277 | 4 9 0 | 2,027 | 6 12 1 | 19,801 | 66 0 1 |
| 19 | Madura ... ... ... ... | 247·58 | 8·57 | 14·85 | 271·00 | 6,660 | 26 14 4 | 7,184 | 26 8 2 | 124 | 0 7 4 | 32 7 4 | 865 | 3 7 11 | 1,001 | 3 11 1 | 15,834 | 58 6 10 |
| 20 | Tinnevelly ... ... ... ... | 249·97 | 21·67 | 4·29 | 275·93 | 6,324 | 25 4 9 | 11,014 | 39 14 8 | 262 | 0 15 2 | 85 14 5 | 738 | 2 15 3 | 2,155 | 7 12 11 | 20,493 | 74 4 4 |
| 21 | Calicut ... ... ... ... | 255·38 | 3·84 | 24·79 | 284·01 | 7,631 | 29 14 1 | 6,556 | 23 1 4 | 569 | 2 0 1 | 68 1 0 | 1,279 | 5 0 2 | 3,028 | 10 10 7 | 19,063 | 67 1 11 |
| 22 | Mangalore ... ... ... ... | 67·85 | 4·70 | 3·94 | 76·49 | 1,252 | 18 7 3 | 4,491 | 58 11 5 | 51 | 0 10 8 | 12 0 11 | 217 | 3 3 2 | 775 | 10 2 1 | 6,786 | 88 11 6 |
| | Total ... | 2,588·77 | 91·63 | 89·93 | 2,770·39 | 68,734 | 26 8 10 | 94,302 | 34 0 8 | 4,420 | 1 9 6 | 61 5 11 | 10,687 | 4 2 1 | 26,121 | 9 6 10 | 2,04,264 | 73 11 8 |
| | Total, Central and District Jails ... | 7,431·54 | 119·58 | 120·44 | 7,671·56 | 2,00,685 | * 26 15 7 | 2,56,940 | 33 7 11 | 13,864 | 1 12 11 | 66 3 5 | 28,279 | 3 12 11 | 71,296 | 9 4 8 | 5,71,064 | 74 7 0 |
| 23 | European Prison ... ... ... | 12·44 | ... | ... | 12·44 | 1,494 | 120 1 7 | 4,545 | 365 5 8 | 173 | 13 14 6 | 274 9 8 | 107 | 8 9 7 | 1,078 | 86 10 6 | 7,397 | 594 9 10 |
| 24 | Debtors' Prison ... ... ... | ... | ... | 21·34 | 21·34 | ... | ... | 2,214 | 103 12 0 | 32 | 1 8 0 | 15 5 0 | ... | ... | 575 | 26 15 1 | 2,821 | 132 3 1 |
| | Total, Jails ... | 7,443·98 | 119·58 | 141·78 | 7,705·34 | 2,02,179 | * 27 2 1 | 2,63,699 | 34 3 7 | 14,069 | 1 13 3 | 66 5 4 | 28,386 | 3 13 0 | 72,949 | 9 7 6 | 5,81,282 | 75 7 0 |
| 25 | Subsidiary Jails ... ... ... | 509·87 | 707·67 | 7·74 | 1,225·28 | 42,953 | ‡ 32 5 5 | 11,853 | 8 13 9 | ... | ... | ... | 316 | 0 9 11 | 9,234 | 6 14 7 | 64,336 | 48 2 6 |
| | Grand Total ... | 7,953·85 | 827·25 | 149·52 | 8,930·62 | 2,45,132 | † 27 14 8 | 2,75,552 | 30 13 8 | 14,069 | 1 9 2 | 64 13 0 | 28,702 | 3 9 9 | 82,183 | 9 3 3 | 6,45,618 | 72 4 8 |

* Average cost of convicts and under-trials at the Penitentiary. † Average cost of convicts and under-trials.
‡ Average cost of convicts and under-trials in jails and subsidiary jails excluding the under-trials at the Penitentiary.



(35)—*Statement showing the employment of convicts in the jails and the subsidiary jails of the Madras Presidency during the year* 1890.

| 1 | 2 | 3 | 4 | 5 | 6 | 7 | | | | | | | | | | | | | | 8 | 9 | | |
|---|---|---|---|---|---|---|---|---|---|---|---|---|---|---|---|---|---|---|---|---|---|---|---|
| | | | | | | Average number employed on working days. | | | | | | | | | | | | | | | Ratio per cent. on column 4 of those employed on working days. | | |
| | | | | | | On prison duties. | | | | | | On jail buildings. | | | | | | | | | | | |
| | | | | | | | | | | | | Additions and alterations. | | New jails. | | | | | | | | | |
| Serial number. | Jails. | Average number not sentenced to labour. | Average number under sentence of labour on working days. | Average number sick. | Average number convalescent and infirm. | A. On unremunerative labour. | B. Prison officers. | C. Prison servants. | D. Gardening. | E. Employed in preparing articles for use or consumption in jails, *e.g.*, wheat-grinding, manufacturing of prison clothing, &c. | F. Jail repairs. | G. Under Superintendent. | H. Under Public Works Dept. | I. Under Superintendent. | J. Under Public Works Dept. | K. Manufactures. | L. Public Works. (a) Public Works Jails. | L. Public Works. (b) Other extra-mural labour. | Number of prisoners hired out to Municipalities, Private Individuals or Departments other than the Public Works Department. | Prison officers. | Prison servants. | On manufactures (7) K. |
| | *Central Prisons.* | | | | | | | | | | | | | | | | | | | | | | |
| 1 | Rajahmundry ... ... | 3·02 | 512·92 | 14·75 | 5·96 | ... | 39·35 | 57·81 | 26·28 | 78·12 | 3·26 | 5·44 | ·07 | ... | ... | 281·50 | ... | ... | ·38 | 7·67 | 11·27 | 54·88 |
| 2 | Vellore ... ... | 4·49 | 798·69 | 28·56 | 16·69 | ... | 96·45 | 83·10 | 110·20 | 102·60 | 6·47 | ... | ... | ... | ... | 352·42 | ... | ... | 2·29 | 12·07 | 10·40 | 44·12 |
| 3 | Trichinopoly ... ... | 5·83 | 787·00 | 33·44 | 95·65 | ... | 59·77 | 70·10 | 74·67 | 70·18 | 30·37 | 54·04 | ... | ·14 | ... | 297·74 | ... | ... | ... | 7·59 | 8·90 | 37·83 |
| 4 | Coimbatore ... ... | 4·86 | 792·41 | 16·02 | 10·63 | ... | 62·16 | 64·42 | 95·50 | 140·61 | 53·18 | 55·49 | ... | ... | ... | 294·35 | ... | ... | ... | 7·84 | 8·13 | 37·14 |
| 5 | Cannanore ... ... | ·80 | 504·03 | 19·96 | 48·65 | ... | 54·44 | 46·28 | 74·54 | 120·78 | 53·81 | 11·00 | 9·31 | ... | ... | 65·26 | ... | ... | ... | 10·80 | 9·18 | 12·94 |
| 6 | Salem ... ... | 5·49 | 510·19 | 6·87 | 84·66 | ... | 43·25 | 57·43 | 48·01 | 124·41 | 15·07 | ... | ... | ... | ... | 130·49 | ... | ... | ... | 8·48 | 11·25 | 25·58 |
| 7 | Penitentiary ... ... | 6·70 | 618·88 | 17·20 | ·62 | ... | 52·50 | 70·06 | 17·17 | 68·84 | 27·79 | ... | ... | ... | ... | 364·61 | ... | ... | ... | 8·48 | 11·32 | 58·91 |
| | Total ... | 31·19 | 4,524·12 | 136·89 | 262·82 | ... | 407·92 | 449·20 | 446·37 | 705·54 | 189·95 | 126·87 | 9·38 | ·14 | ... | 1,786·37 | ... | ... | 2·67 | 9·01 | 9·02 | 39·48 |
| | *District Jails.* | | | | | | | | | | | | | | | | | | | | | | |
| 8 | Russellkonda ... ... | 2·47 | 89·36 | 3·21 | 2·83 | ... | 6·38 | 11·09 | 41·36 | 18·49 | ... | ... | ... | ... | ... | ... | ... | ... | ... | 7·65 | 13·30 | ... |
| 9 | Berhampore ... ... | 4·69 | 160·24 | 8·89 | 11·30 | ... | 6·62 | 23·16 | 36·09 | 37·07 | 1·00 | 29·84 | 6·27 | ... | ... | ... | ... | ... | ... | 4·13 | 14·45 | ... |
| 10 | Vizagapatam ... ... | 5·02 | 131·04 | 3·54 | 1·47 | ... | 5·46 | 11·81 | 17·96 | 48·10 | ... | 38·18 | 4·52 | ... | ... | ... | ... | ... | ... | 4·16 | 9·01 | ... |
| 11 | Parvatipur ... ... | ·58 | 174·12 | 11·03 | 12·23 | ... | 9·93 | 19·80 | 8·07 | 55·06 | 1·53 | 55·47 | ·28 | ... | ... | ... | ... | ... | ... | 5·70 | 11·37 | ... |
| 12 | Guntur ... ... | 4·61 | 147·68 | 2·70 | 2·76 | ... | 6·91 | 15·16 | 23·42 | 96·06 | ·67 | ... | ... | ... | ... | ... | ... | ... | ... | 4·67 | 10·26 | ... |
| 13 | Nellore ... ... | 1·75 | 66·94 | 1·84 | 2·88 | ... | 2·70 | 10·64 | 13·02 | 10·33 | 7·68 | ·58 | ... | ... | ... | 14·38 | ... | ... | 2·89 | 4·03 | 15·89 | 21·48 |
| 14 | Kurnool ... ... | 1·76 | 58·31 | 1·68 | 1·21 | ... | ... | 6·00 | 29·61 | 13·09 | 6·41 | ... | ... | ... | ... | ·31 | ... | ... | ... | ... | 10·29 | ·33 |
| 15 | Bellary ... ... | 4·88 | 249·80 | 4·10 | ... | ... | 34·26 | 28·82 | 11·28 | 47·12 | 7·49 | ... | ... | ... | ... | 116·73 | ... | ... | ... | 13·71 | 11·53 | 46·73 |
| 16 | Cuddapah ... ... | 3·72 | 130·30 | 3·31 | 8·04 | ... | 6·67 | 19·59 | 16·14 | 37·87 | 12·41 | 4·14 | 16·38 | ... | ... | ... | ... | 2·63 | 3·12 | 5·12 | 15·03 | ... |
| 17 | Cuddalore ... ... | 2·59 | 200·93 | 3·41 | 9·64 | ... | 5·73 | 23·34 | 20·20 | 67·35 | 42·85 | ... | ... | ... | ... | 28·41 | ... | ... | ... | 2·85 | 11·61 | 14·13 |
| 18 | Tanjore ... ... | 4·41 | 249·71 | 6·42 | 4·35 | ... | 14·68 | 18·86 | 27·09 | 43·80 | 3·22 | 3·96 | ... | ... | ... | 127·33 | ... | ... | ... | 5·88 | 7·55 | 50·99 |
| 19 | Madura ... ... | 3·47 | 242·99 | 3·76 | 3·87 | ... | 16·59 | 23·85 | 60·48 | 90·86 | 4·40 | 22·23 | ... | ... | ... | 9·66 | ... | ... | ... | 6·98 | 9·85 | 3·99 |
| 20 | Tinnevelly ... ... | 2·70 | 216·33 | 3·02 | 4·44 | ... | 15·95 | 32·31 | 17·42 | 35·71 | 13·11 | 21·78 | ... | ... | ... | 72·59 | ... | ... | ... | 7·37 | 14·93 | 33·55 |
| 21 | Calicut ... ... | 5·61 | 227·63 | 7·80 | 27·18 | ... | 6·93 | 25·58 | 52·48 | 32·33 | 1·58 | ... | 1·26 | ... | ... | 72·50 | ... | ... | ... | 3·04 | 11·23 | 31·85 |
| 22 | Mangalore ... ... | 2·48 | 63·37 | 4·18 | 11·67 | ... | ·90 | 7·40 | 5·99 | 10·12 | 4·31 | ... | ... | ... | ... | 20·80 | ... | ... | ... | 1·37 | 11·32 | 31·82 |
| | Total ... | 50·65 | 2,403·76 | 69·55 | 103·93 | ... | 140·00 | 277·41 | 386·61 | 643·36 | 106·66 | 176·18 | 28·71 | ... | ... | 462·71 | ... | 2·63 | 6·01 | 5·82 | 11·54 | 19·25 |
| 23 | European Prison ... | ·73 | 10·30 | ·63 | ... | ... | ... | 1·98 | ·72 | 1·80 | 1·06 | ... | ... | ... | ... | 4·11 | ... | ... | ... | ... | 19·22 | 39·90 |
| | Total Jails ... | 32·57 | 6,038·18 | 207·07 | 366·75 | ... | 547·92 | 728·59 | 833·70 | 1,350·70 | 297·67 | 303·05 | 38·09 | ·14 | ... | 2,253·19 | ... | 2·63 | 8·68 | 7·89 | 10·50 | 32·47 |
| 24 | Subsidiary Jails ... | 62·25 | 420·63 | 4·04 | 7·58 | ... | ... | ... | 115·49 | 102·43 | * 169·84 | ... | ... | ... | ... | 22·25 | ... | ... | ... | ... | ... | 5·29 |
| | Grand Total ... | 144·82 | 7,358·81 | 211·11 | 374·33 | ... | 547·92 | 728·59 | 949·19 | 1,453·13 | 466·51 | 303·05 | 38·09 | ·14 | ... | 2,275·44 | ... | 2·63 | 8·68 | 7·45 | 9·90 | 30·92 |

* Employed in cleaning and keeping the jails and cutcheries in order.

## D.—PRISONS—*continued.*

(36)—*Statement showing the net cost of the prisoners in the jails and the subsidiary jails of the Madras Presidency during the year* 1890.

| Serial number. | Jails. | Total cost of maintenance (column 9, Statement 35). | Average cost of maintenance per head (column 10, Statement 35). | Total cash earnings. | Average cash earnings per head of average strength. | Net cost to Government (column 3, minus column 5). | Average net cost per head of average strength (column 4, minus column 6). |
|---|---|---|---|---|---|---|---|
| 1 | 2 | 3 | 4 | 5 | 6 | 7 | 8 |
| | *Central Prisons.* | RS. A. | RS. A. P. | RS. A. P. | RS. A. P. | RS. A. P. | RS. A. P. |
| 1 | Rajahmundry ... ... ... ... ... | 42,074 0 | 79 5 0 | 6,028 15 0 | 11 6 0 | 36,045 1 0 | 67 15 0 |
| 2 | Vellore ... ... ... ... ... ... | 57,858 10 | 59 9 0 | 10,501 10 0 | 10 13 0 | 47,357 0 0 | 48 12 0 |
| 3 | Trichinopoly ... ... ... ... ... | 62,430 8 | 78 9 0 | 8,098 15 0 | 10 3 0 | 54,331 9 0 | 68 6 0 |
| 4 | Coimbatore[ ... ... ... ... ... | 60,520 0 | 74 9 0 | 1,617 7 0 | 2 0 0 | 58,902 9 0 | 72 9 0 |
| 5 | Cannanore ... ... ... ... ... | 37,848 0 | 72 8 0 | 5,186 4 0 | 9 15 0 | 32,661 12 0 | 62 9 0 |
| 6 | Salem ... ... ... ... ... ... | 43,672 12 | 76 3 0 | 9,175 1 0 | 16 0 0 | 34,497 11 0 | 60 3 0 |
| 7 | Penitentiary ... ... ... ... ... | 62,397 0 | 89 6 0 | 4,402 3 0 | 6 5 0 | 57,994 13 0 | 83 1 0 |
| | Total ... | 3,66,800 14 | 74 13 0 | 45,010 7 0 | 9 3 0 | 3,21,790 7 0 | 65 10 0 |
| | *District Jails.* | | | | | | |
| 8 | Russellkonda ... ... ... ... ... | 7,331 4 | 74 5 0 | 53 14 0 | 0 9 0 | 7,277 6 0 | 73 12 0 |
| 9 | Berhampore ... ... ... ... ... | 12,624 3 | 72 3 0 | 304 1 0 | 1 12 0 | 12,320 2 0 | 70 7 0 |
| 10 | Vizagapatam ... ... ... ... ... | 12,451 6 | 88 5 0 | 181 10 0 | 1 5 0 | 12,269 12 0 | 87 0 0 |
| 11 | Parvatipur ... ... ... ... ... | 14,174 7 | 69 14 0 | ..... | ..... | 14,174 7 0 | 69 14 0 |
| 12 | Guntur ... ... ... ... ... | 10,945 1 | 69 10 0 | 39 11 0 | 0 4 0 | 10,905 6 0 | 69 6 0 |
| 13 | Nellore ... ... ... ... ... | 7,859 9 | 93 0 0 | 155 14 0 | 1 13 0 | 7,703 11 0 | 91 3 0 |
| 14 | Kurnool ... ... ... ... ... | 7,957 0 | 117 12 0 | ..... | ..... | 7,957 0 0 | 117 12 0 |
| 15 | Bellary ... ... ... ... ... | 22,455 13 | 82 3 0 | ..... | ..... | 22,455 13 0 | 82 3 0 |
| 16 | Cuddapah ... ... ... ... ... | 10,691 2 | 73 2 0 | 284 9 0 | 1 15 0 | 10,406 9 0 | 71 3 0 |
| 17 | Cuddalore ... ... ... ... ... | 15,795 11 | 72 13 0 | 475 15 0 | 2 3 0 | 15,319 12 0 | 70 10 0 |
| 18 | Tanjore ... ... ... ... ... | 19,801 4 | 66 0 0 | 1472 9 0 | 4 15 0 | 18,328 11 0 | 61 1 0 |
| 19 | Madura ... ... ... ... ... | 15,833 10 | 58 7 0 | 939 9 0 | 3 7 0 | 14,894 1 0 | 55 0 0 |
| 20 | Tinnevelly ... ... ... ... ... | 20,493 9 | 74 4 0 | ..... | ..... | 20,493 9 0 | 74 4 0 |
| 21 | Calicut ... ... ... ... ... | 19,063 9 | 67 2 0 | 508 8 0 | 1 13 0 | 18,555 1 0 | 65 5 0 |
| 22 | Mangalore ... ... ... ... ... | 6,786 14 | 88 11 0 | 214 9 0 | 2 13 0 | 6,572 5 0 | 85 14 0 |
| | Total ... | 2,04,264 6 | 73 12 0 | 3,931 15 0 | 1 7 0 | 2,00,332 7 0 | 72 5 0 |
| | Total, Central and District Jails ... | 5,71,065 4 | 74 7 0 | 48,942 6 0 | 6 6 0 | 5,22,122 14 0 | 68 1 0 |
| 23 | European Prison ... ... ... ... | 7,397 0 | 594 10 0 | 511 1 0 | 41 1 0 | 6,885 15 0 | 553 9 0 |
| 24 | Debtors' Prison ... ... ... ... | 2,819 12 | 132 3 0 | ..... | ..... | 2,819 12 0 | 132 3 0 |
| | Total, Jails ... | 5,81,282 0 | 75 7 0 | 49,453 7 0 | 6 7 0 | 5,31,828 9 0 | 69 0 0 |
| 25 | Subsidiary Jails ... ... ... ... | 64,336 0 | 48 3 0 | 39 15 0 | 0 1 0 | 64,296 1 0 | 48 2 0 |
| | Grand Total ... | 6,45,618 0 | 72 5 0 | 49,493 6 0 | 5 9 0 | 5,96,124 10 0 | 66 12 0 |



285

## D.—PRISONS—*continued.*

(37)—Statement showing the sickness and mortality among the jail population in the jails and the subsidiary jails of the Madras Presidency during the year 1890.

## D.—PRISONS—

(37)—*Statement showing the sickness and mortality among the jail population*

| Serial number. | Jails. | Classes of prisoners. | 4 Number of persons that can be accommodated in the parts of the jails devoted to convicts, under-trial, and civil prisoners, respectively, exclusive of hospital and observation cells. | | | 5 Average daily strength. | | | 6 Maximum population on any one day. | | | 7 Number admitted into hospital. | | | 8 Daily average number of sick. | | | 9 Number of deaths in and out of hospital. | | |
|---|---|---|---|---|---|---|---|---|---|---|---|---|---|---|---|---|---|---|---|---|
| | | | M. | F. | Total. | M. | F. | Total. | M. | F. | Total. | M. | F. | Total. | M. | F. | Total. | M. | F. | Total. |
| | *Central Prisons.* | | | | | | | | | | | | | | | | | | | |
| 1 | Rajahmundry ... | Convicts ... | 980 | 44 | 1,024 | 500·31 | 22·17 | 522·48 | 574 | 26 | 600 | 667 | 7 | 674 | 14·38 | ·37 | 14·75 | 13 | 1 | 14 |
| | | Under-trial. | ... | ... | ... | 3·95 | ·34 | 4·29 | 14 | 3 | 17 | 1 | ... | 1 | ·02 | ... | ·02 | 1 | ... | 1 |
| | | Civil ... | 2 | ... | 2 | 3·56 | ... | 3·56 | 9 | ... | 9 | ... | ... | ... | ... | ... | ... | ... | ... | ... |
| | | Total ... | 982 | 44 | 1,026 | 507·82 | 22·51 | 530·33 | ... | ... | ... | 668 | 7 | 675 | 14·40 | ·37 | 14·77 | 14 | 1 | 15 |
| 2 | Vellore ... ... | Convicts ... | 997 | 90 | 1,087 | 911·64 | 52·14 | 963·78 | 991 | 73 | 1,064 | 753 | 41 | 794 | 26·69 | 1·87 | 28·56 | 6 | 2 | 8 |
| | | Under-trial. | ... | ... | ... | ·09 | ... | ·09 | 1 | ... | 1 | ... | ... | ... | ... | ... | ... | ... | ... | ... |
| | | Civil ... | ... | ... | ... | 7·35 | ... | 7·35 | 13 | 1 | 14 | ... | ... | ... | ... | ... | ... | ... | ... | ... |
| | | Total ... | 997 | 90 | 1,087 | 919·08 | 52·14 | 971·22 | ... | ... | ... | 753 | 41 | 794 | 26·69 | 1·87 | 28·56 | 6 | 2 | 8 |
| 3 | Trichinopoly ... | Convicts ... | 970 | 89 | 1,059 | 785·13 | 6·95 | 792·08 | 990 | 21 | 1,011 | 1,081 | 4 | 1,085 | 33·20 | ·24 | 33·44 | 32 | ... | 32 |
| | | Under-trial. | ... | ... | ... | ·65 | ... | ·65 | 3 | ... | 3 | 1 | ... | 1 | ·05 | ... | ·05 | ... | ... | ... |
| | | Civil ... | ... | ... | ... | 1·56 | ·13 | 1·69 | 5 | 1 | 6 | ... | 2 | 2 | ... | ·13 | ·13 | ... | ... | ... |
| | | Total ... | 970 | 89 | 1,059 | 787·34 | 7·08 | 794·42 | ... | ... | ... | 1,082 | 6 | 1,088 | 33·25 | ·37 | 33·62 | 32 | ... | 32 |
| 4 | Coimbatore ... | Convicts ... | 1,328 | 52 | 1,380 | 794·00 | 4·57 | 798·57 | 830 | 21 | 851 | 618 | 1 | 619 | 15·01 | ·11 | 16·02 | 25 | ... | 25 |
| | | Under-trial. | 30 | ... | 30 | 6·27 | ·20 | 6·47 | 28 | 2 | 30 | 1 | ... | 1 | ·06 | ... | ·06 | 1 | ... | 1 |
| | | Civil ... | 20 | ... | 20 | 6·63 | ·14 | 6·77 | 14 | 1 | 15 | ... | ... | ... | ... | ... | ... | ... | ... | ... |
| | | Total ... | 1,378 | 52 | 1,430 | 806·90 | 4·91 | 811·81 | ... | ... | ... | 619 | 1 | 620 | 15·97 | ·11 | 16·08 | 26 | ... | 26 |
| 5 | Cannanore ... | Convicts ... | 815 | 30 | 845 | 522·03 | ..... | 522·03 | 642 | ... | 642 | 463 | ... | 463 | 19·96 | ... | 19·96 | 10 | ... | 10 |
| | | Under-trial. | ... | ... | ... | ·06 | ... | ·06 | 1 | ... | 1 | ... | ... | ... | ... | ... | ... | ... | ... | ... |
| | | Civil ... | ... | ... | ... | ·11 | ... | ·11 | 1 | ... | 1 | ... | ... | ... | ... | ... | ... | ... | ... | ... |
| | | Total ... | 815 | 30 | 845 | 522·20 | ... | 522·20 | ... | ... | ... | 463 | ... | 463 | 19·96 | ... | 19·96 | 10 | ... | 10 |
| 6 | Salem ... ... | Convicts ... | 633 | 30 | 663 | 527·38 | 29·93 | 557·31 | 565 | 44 | 609 | 148 | 6 | 154 | 6·66 | ·21 | 6·87 | 11 | ... | 11 |
| | | Under-trial. | 46 | 3 | 49 | 7·28 | ·22 | 7·50 | 31 | 1 | 32 | 2 | ... | 2 | ·06 | ... | ·06 | ... | ... | ... |
| | | Civil ... | 14 | 4 | 18 | 8·26 | ... | 8·26 | 18 | ... | 18 | ... | ... | ... | ... | ... | ... | 1 | ... | 1 |
| | | Total ... | 693 | 37 | 730 | 542·92 | 30·15 | 573·07 | ... | ... | ... | 150 | 6 | 156 | 6·72 | ·21 | 6·93 | 12 | ... | 12 |
| 7 | Penitentiary ... | Convicts ... | 657 | 43 | 700 | 655·04 | 30·53 | 686·52 | 741 | *29 | 770 | 359 | 14 | 373 | 16·36 | ·93 | 17·29 | 12 | 2 | 14 |
| | | Under-trial. | 19 | 12 | 31 | 8·11 | ·72 | 8·83 | 18 | 2 | 20 | 2 | ... | 2 | ·14 | ... | ·14 | ... | ... | ... |
| | | Civil ... | ... | ... | ... | 2·39 | ·38 | 2·77 | 7 | 2 | 9 | 1 | ... | 1 | ·01 | ... | ·01 | ... | ... | ... |
| | | Total ... | 676 | 55 | 731 | 666·44 | 31·68 | 698·12 | ... | ... | ... | 362 | 14 | 376 | 16·51 | ·93 | 17·44 | 12 | 2 | 14 |
| | *District Jails.* | | | | | | | | | | | | | | | | | | | |
| 8 | Russellkonda ... | Convicts ... | 129 | 11 | 140 | 94·06 | 2·92 | 96·98 | 124 | *2 | 126 | 58 | 1 | 59 | 3·19 | ·02 | 3·21 | 1 | ... | 1 |
| | | Under-trial. | ... | ... | ... | ·45 | ... | ·45 | 1 | ... | 1 | ... | ... | ... | ... | ... | ... | ... | ... | ... |
| | | Civil ... | ... | ... | ... | 1·20 | ... | 1·20 | 3 | ... | 3 | ... | ... | ... | ... | ... | ... | ... | ... | ... |
| | | Total ... | 129 | 11 | 140 | 95·71 | 2·92 | 98·63 | ... | ... | ... | 58 | 1 | 59 | 3·19 | ·02 | 3·21 | 1 | ... | 1 |
| 9 | Berhampore ... | Convicts ... | 143 | 31 | 174 | 159·65 | 5·19 | 164·84 | 278 | 7 | 285 | 288 | 19 | 307 | 8·16 | ·73 | 8·89 | 12 | 2 | 14 |
| | | Under-trial. | 11 | 4 | 15 | 2·57 | ·13 | 2·70 | 23 | †... | 23 | 3 | ... | 3 | ·09 | ... | ·09 | ... | ... | ... |
| | | Civil ... | 7 | ... | 7 | 7·19 | ·15 | 7·34 | 12 | †... | 12 | 2 | 1 | 3 | ·18 | ... | ·18 | 2 | ... | 2 |
| | | Total ... | 161 | 35 | 196 | 169·41 | 5·47 | 174·88 | ... | ... | ... | 293 | 20 | 313 | 8·43 | ·73 | 9·16 | 14 | 2 | 16 |
| 10 | Vizagapatam ... | Convicts ... | 245 | 29 | 274 | 120·50 | 13·88 | 134·38 | 213 | 14 | 227 | 101 | 19 | 120 | 2·75 | ·79 | 3·54 | 2 | ... | 2 |
| | | Under-trial. | 14 | ... | 14 | 2·13 | ·20 | 2·33 | 14 | †... | 14 | 3 | ... | 3 | ·05 | ... | ·05 | ... | ... | ... |
| | | Civil ... | 8 | ... | 8 | 4·06 | ·22 | 4·28 | 6 | †... | 6 | 1 | ... | 1 | ·02 | ... | ·02 | ... | ... | ... |
| | | Total ... | 267 | 29 | 296 | 126·69 | 14·30 | 140·99 | ... | ... | ... | 105 | 19 | 124 | 2·82 | ·79 | 3·61 | 2 | ... | 2 |
| 11 | Parvatipur ... | Convicts ... | 122 | 10 | 132 | 200·96 | 1·94 | 202·90 | 249 | 4 | 253 | 317 | 3 | 320 | 11·54 | ·15 | 11·69 | 12 | ... | 12 |
| | | Under-trial. | ... | ... | ... | ... | ... | ... | ... | ... | ... | ... | ... | ... | ... | ... | ... | ... | ... | ... |
| | | Civil ... | ... | ... | ... | ... | ... | ... | ... | ... | ... | ... | ... | ... | ... | ... | ... | ... | ... | ... |
| | | Total ... | 122 | 10 | 132 | 200·96 | 1·94 | 202·90 | ... | ... | ... | 317 | 3 | 320 | 11·54 | ·15 | 11·69 | 12 | ... | 12 |
| 12 | Guntur ... ... | Convicts ... | 155 | 9 | 164 | 144·76 | 7·53 | 152·29 | 173 | 12 | 185 | 64 | 4 | 68 | 2·66 | ·04 | 2·70 | 3 | ... | 3 |
| | | Under-trial. | 13 | ... | 13 | 2·14 | ·10 | 2·24 | 11 | 1 | 12 | ... | ... | ... | ... | ... | ... | ... | ... | ... |
| | | Civil ... | 4 | ... | 4 | 2·52 | ·12 | 2·64 | 16 | 1 | 17 | 1 | ... | 1 | ·01 | ... | ·01 | ... | ... | ... |
| | | Total ... | 172 | 9 | 181 | 149·42 | 7·75 | 157·17 | ... | ... | ... | 65 | 4 | 69 | 2·67 | ·04 | 2·71 | 3 | ... | 3 |
| 13 | Nellore ... ... | Convicts ... | 208 | 14 | 222 | 72·07 | 2·53 | 74·60 | 130 | 3 | 133 | 80 | 4 | 84 | 1·73 | ·11 | 1·84 | ... | ... | ... |
| | | Under-trial. | 14 | ... | 14 | 6·94 | ·63 | 7·57 | 14 | 1 | 15 | 1 | ... | 1 | ·02 | ... | ·02 | ... | ... | ... |
| | | Civil ... | ... | ... | ... | 2·05 | ·31 | 2·36 | 5 | †... | 5 | ... | ... | ... | ... | ... | ... | ... | ... | ... |
| | | Total ... | 222 | 14 | 236 | 81·06 | 3·47 | 84·53 | ... | ... | ... | 81 | 4 | 85 | 1·75 | ·11 | 1·86 | ... | ... | ... |
| 14 | Kurnool ... ... | Convicts ... | 63 | 3 | 66 | 58·03 | 2·05 | 60·08 | 84 | 4 | 88 | 48 | 5 | 53 | 1·35 | ·33 | 1·68 | 2 | ... | 2 |
| | | Under-trial. | ... | ... | ... | 4·93 | ·33 | 5·26 | 28 | 1 | 29 | 2 | 1 | 3 | ·05 | ·01 | ·06 | ... | ... | ... |
| | | Civil ... | 3 | ... | 3 | 2·19 | ·05 | 2·24 | 6 | †... | 6 | 1 | ... | 1 | ·15 | ... | ·15 | ... | ... | ... |
| | | Total ... | 66 | 3 | 69 | 65·15 | 2·43 | 67·58 | ... | ... | ... | 51 | 6 | 57 | 1·55 | ·34 | 1·89 | 2 | ... | 2 |
| 15 | Bellary ... ... | Convicts ... | 244 | 21 | 265 | 248·33 | 14·77 | 263·10 | 285 | 18 | 303 | 72 | 2 | 74 | 4·05 | ·05 | 4·10 | 5 | ... | 5 |
| | | Under-trial. | 27 | 5 | 32 | 5·39 | ·17 | 5·56 | 21 | 2 | 23 | 1 | ... | 1 | ... | ... | ... | 1 | ... | 1 |
| | | Civil ... | 18 | 5 | 23 | 4·53 | ... | 4·53 | 13 | ... | 13 | 2 | ... | 2 | ·84 | ... | ·84 | ... | ... | ... |
| | | Total ... | 289 | 31 | 320 | 258·25 | 14·94 | 273·19 | ... | ... | ... | 75 | 2 | 77 | 4·89 | ·05 | 4·94 | 6 | ... | 6 |

* Less number of females on that day.

† No females on that day.



287

*continued.*

*in the jails and the subsidiary jails of the Madras Presidency during the year* 1890.

| 10 Deaths from fever. | | | 11 Deaths from bowel-complaints. | | | 12 Deaths from cholera. | | | 13 Ratio per mille of average strength. A. Of admissions into hospital. | | | B. Of daily average number of sick. | | | C. Of deaths from cholera. | | | D. Of deaths from all other causes, both in and out of hospital. | | | E. Of deaths from all causes, both in and out of hospital. | | |
|---|---|---|---|---|---|---|---|---|---|---|---|---|---|---|---|---|---|---|---|---|---|---|
| M. | F. | Total. | M. | F. | Total. | M. | F. | Total. | M. | F. | Total. | M. | F. | Total. | M. | F. | Total. | M. | F. | Total. | M. | F. | Total. |
| ... | ... | ... | 1 | ... | 1 | ... | ... | ... | 1,333·17 | 315·74 | 1,200·00 | 28·74 | 16·69 | 28·23 | ... | ... | ... | 25·98 | 45·10 | 26·79 | 25·98 | 45·10 | 26·79 |
| ... | ... | ... | 1 | ... | 1 | ... | ... | ... | 253·16 | ... | 233·10 | 5·06 | ... | 4·68 | ... | ... | ... | 253·16 | ... | 233·10 | 253·16 | ... | 233·10 |
| ... | ... | ... | ... | ... | ... | ... | ... | ... | ... | ... | ... | ... | ... | ... | ... | ... | ... | ... | ... | ... | ... | ... | ... |
| ... | ... | ... | 2 | ... | 2 | ... | ... | ... | 1,315·43 | 310·97 | 1,272·79 | 28·36 | 16·44 | 27·85 | ... | ... | ... | 27·57 | 44·42 | 28·28 | 27·57 | 44·42 | 28·28 |
| ... | 1 | 1 | 1 | 1 | 2 | ... | ... | ... | 825·98 | 786·34 | 823·84 | 29·29 | 35·86 | 29·63 | ... | ... | ... | 6·58 | 38·36 | 8·30 | 6·58 | 38·36 | 8·30 |
| ... | ... | ... | ... | ... | ... | ... | ... | ... | ... | ... | ... | ... | ... | ... | ... | ... | ... | ... | ... | ... | ... | ... | ... |
| ... | ... | ... | ... | ... | ... | ... | ... | ... | ... | ... | ... | ... | ... | ... | ... | ... | ... | ... | ... | ... | ... | ... | ... |
| ... | 1 | 1 | 1 | 1 | 2 | ... | ... | ... | 819·30 | 786·34 | 817·53 | 29·04 | 35·86 | 29·41 | ... | ... | ... | 6·53 | 38·36 | 8·24 | 6·53 | 38·36 | 8·24 |
| 2 | ... | 2 | 14 | ... | 14 | ... | ... | ... | 1,376·84 | 575·54 | 1,369·81 | 42·29 | 34·53 | 42·22 | ... | ... | ... | 40·76 | ... | 40·40 | 40·76 | ... | 40·40 |
| ... | ... | ... | ... | ... | ... | ... | ... | ... | 1,538·46 | ... | 1,538·46 | 76·92 | ... | 76·92 | ... | ... | ... | ... | ... | ... | ... | ... | ... |
| ... | ... | ... | ... | ... | ... | ... | ... | ... | ... | 15,384·61 | 1,183·43 | ... | 1,000·00 | 76·92 | ... | ... | ... | ... | ... | ... | ... | ... | ... |
| 2 | ... | 2 | 14 | ... | 14 | ... | ... | ... | 1,374·25 | 847·46 | 1,369·55 | 42·23 | 52·26 | 42·22 | ... | ... | ... | 40·64 | ... | 40·28 | 40·64 | ... | 40·28 |
| 1 | ... | 1 | 7 | ... | 7 | 2 | ... | 2 | 778·34 | 218·82 | 775·14 | 20·04 | 24·07 | 20·06 | 2·52 | ... | 2·50 | 28·97 | ... | 28·80 | 31·49 | ... | 31·30 |
| ... | ... | ... | ... | ... | ... | ... | ... | ... | 159·49 | ... | 154·56 | 9·57 | ... | 9·27 | ... | ... | ... | 159·49 | ... | 154·56 | 159·49 | ... | 154·56 |
| ... | ... | ... | ... | ... | ... | ... | ... | ... | ... | ... | ... | ... | ... | ... | ... | ... | ... | ... | ... | ... | ... | ... | ... |
| 1 | ... | 1 | 7 | ... | 7 | 2 | ... | 2 | 767·13 | 203·67 | 763·73 | 19·79 | 22·40 | 19·81 | 2·48 | ... | 2·46 | 29·74 | ... | 29·56 | 32·22 | ... | 32·02 |
| 2 | ... | 2 | 4 | ... | 4 | ... | ... | ... | 886·92 | ... | 886·92 | 38·24 | ... | 38·24 | ... | ... | ... | 19·16 | ... | 19·16 | 19·16 | ... | 19·16 |
| ... | ... | ... | ... | ... | ... | ... | ... | ... | ... | ... | ... | ... | ... | ... | ... | ... | ... | ... | ... | ... | ... | ... | ... |
| ... | ... | ... | ... | ... | ... | ... | ... | ... | ... | ... | ... | ... | ... | ... | ... | ... | ... | ... | ... | ... | ... | ... | ... |
| 2 | ... | 2 | 4 | ... | 4 | ... | ... | ... | 886·63 | ... | 886·63 | 38·22 | ... | 38·22 | ... | ... | ... | 19·15 | ... | 19·15 | 19·15 | ... | 19·15 |
| ... | ... | ... | 2 | ... | 2 | 1 | ... | 1 | 280·63 | 200·47 | 276·33 | 12·63 | 7·02 | 12·33 | 1·89 | ... | 1·79 | 18·96 | ... | 17·94 | 20·85 | ... | 19·73 |
| ... | ... | ... | 1 | ... | 1 | ... | ... | ... | 274·72 | ... | 266·67 | 8·24 | ... | 8·00 | ... | ... | ... | ... | ... | ... | ... | ... | ... |
| ... | ... | ... | ... | ... | ... | ... | ... | ... | ... | ... | ... | ... | ... | ... | ... | ... | ... | 121·06 | ... | 121·06 | 121·06 | ... | 121·06 |
| ... | ... | ... | 3 | ... | 3 | 1 | ... | 1 | 276·28 | 199·00 | 272·22 | 12·38 | 6·96 | 12·09 | 1·84 | ... | 1·74 | 20·26 | ... | 19·19 | 22·10 | ... | 20·93 |
| 1 | ... | 1 | 4 | ... | 4 | 4 | 2 | 6 | 547·31 | 457·82 | 543·32 | 24·94 | 30·41 | 25·18 | 6·10 | 65·40 | 8·74 | 12·19 | ... | 11·65 | 18·29 | 65·40 | 20·39 |
| ... | ... | ... | ... | ... | ... | ... | ... | ... | 246·61 | ... | 226·50 | 17·26 | ... | 15·85 | ... | ... | ... | ... | ... | ... | ... | ... | ... |
| ... | ... | ... | ... | ... | ... | ... | ... | ... | 418·41 | ... | 361·01 | 4·18 | ... | 3·61 | ... | ... | ... | ... | ... | ... | ... | ... | ... |
| 1 | ... | 1 | 4 | ... | 4 | 4 | 2 | 6 | 543·18 | 441·92 | 538·59 | 24·77 | 29·36 | 24·98 | 6·00 | 63·13 | 8·59 | 12·00 | ... | 11·46 | 18·00 | 63·13 | 20·05 |
| ... | ... | ... | ... | ... | ... | ... | ... | ... | 616·63 | 342·47 | 608·37 | 33·91 | 6·85 | 33·10 | ... | ... | ... | 10·63 | ... | 10·31 | 10·63 | ... | 10·31 |
| ... | ... | ... | ... | ... | ... | ... | ... | ... | ... | ... | ... | ... | ... | ... | ... | ... | ... | ... | ... | ... | ... | ... | ... |
| ... | ... | ... | ... | ... | ... | ... | ... | ... | ... | ... | ... | ... | ... | ... | ... | ... | ... | ... | ... | ... | ... | ... | ... |
| ... | ... | ... | ... | ... | ... | ... | ... | ... | 606·00 | 342·47 | 598·19 | 33·53 | 6·85 | 32·55 | ... | ... | ... | 10·45 | ... | 10·14 | 10·45 | ... | 10·14 |
| ... | ... | ... | 2 | 1 | 3 | 10 | 1 | 11 | 1,803·95 | 3,660·89 | 1,862·41 | 51·11 | 140·65 | 53·93 | 62·64 | 192·68 | 60·73 | 12·52 | 192·68 | 18·20 | 75·16 | 385·36 | 84·93 |
| ... | ... | ... | ... | ... | ... | ... | ... | ... | 1,167·31 | ... | 1,111·11 | 35·02 | ... | 33·33 | ... | ... | ... | ... | ... | ... | ... | ... | ... |
| ... | ... | ... | 1 | ... | 1 | ... | ... | ... | 278·16 | 6,666·67 | 408·72 | 25·03 | ... | 24·52 | ... | ... | ... | 278·16 | ... | 272·48 | 278·16 | ... | 272·48 |
| ... | ... | ... | 3 | 1 | 4 | 10 | 1 | 11 | 1,729·53 | 3,656·31 | 1,789·80 | 49·76 | 133·45 | 52·37 | 59·03 | 192·81 | 62·90 | 23·61 | 192·81 | 28·59 | 82·64 | 365·63 | 91·49 |
| ... | ... | ... | ... | ... | ... | ... | ... | ... | 838·17 | 1,368·88 | 892·99 | 22·82 | 56·02 | 26·34 | ... | ... | ... | 16·60 | ... | 14·88 | 16·60 | ... | 14·88 |
| ... | ... | ... | ... | ... | ... | ... | ... | ... | 1,408·45 | ... | 1,287·55 | 23·47 | ... | 21·46 | ... | ... | ... | ... | ... | ... | ... | ... | ... |
| ... | ... | ... | ... | ... | ... | ... | ... | ... | 246·30 | ... | 233·64 | 4·93 | ... | 4·67 | ... | ... | ... | ... | ... | ... | ... | ... | ... |
| ... | ... | ... | ... | ... | ... | ... | ... | ... | 828·79 | 1,528·67 | 879·49 | 22·26 | 55·24 | 25·61 | ... | ... | ... | 15·79 | ... | 14·19 | 15·79 | ... | 14·19 |
| ... | ... | ... | 5 | ... | 5 | ... | ... | ... | 1,577·43 | 1,546·39 | 1,577·13 | 57·42 | 77·32 | 57·61 | ... | ... | ... | 59·71 | ... | 59·14 | 59·71 | ... | 59·14 |
| ... | ... | ... | ... | ... | ... | ... | ... | ... | ... | ... | ... | ... | ... | ... | ... | ... | ... | ... | ... | ... | ... | ... | ... |
| ... | ... | ... | ... | ... | ... | ... | ... | ... | ... | ... | ... | ... | ... | ... | ... | ... | ... | ... | ... | ... | ... | ... | ... |
| ... | ... | ... | 5 | ... | 5 | ... | ... | ... | 1,577·43 | 1,546·39 | 1,577·13 | 57·42 | 77·32 | 57·61 | ... | ... | ... | 59·71 | ... | 59·14 | 59·71 | ... | 59·14 |
| ... | ... | ... | ... | ... | ... | ... | ... | ... | 442·11 | 531·21 | 446·51 | 18·37 | 5·31 | 17·73 | ... | ... | ... | 20·72 | ... | 19·70 | 20·72 | ... | 19·70 |
| ... | ... | ... | ... | ... | ... | ... | ... | ... | ... | ... | ... | ... | ... | ... | ... | ... | ... | ... | ... | ... | ... | ... | ... |
| ... | ... | ... | ... | ... | ... | ... | ... | ... | 396·82 | ... | 378·79 | 3·97 | ... | 3·79 | ... | ... | ... | ... | ... | ... | ... | ... | ... |
| ... | ... | ... | ... | ... | ... | ... | ... | ... | 435·02 | 516·13 | 439·01 | 17·87 | 5·16 | 17·24 | ... | ... | ... | 20·08 | ... | 19·00 | 20·08 | ... | 19·09 |
| ... | ... | ... | ... | ... | ... | ... | ... | ... | 1,110·03 | 1,581·03 | 1,126·01 | 24·00 | 43·48 | 24·66 | ... | ... | ... | ... | ... | ... | ... | ... | ... |
| ... | ... | ... | ... | ... | ... | ... | ... | ... | 144·09 | ... | 132·10 | 2·88 | ... | 2·64 | ... | ... | ... | ... | ... | ... | ... | ... | ... |
| ... | ... | ... | ... | ... | ... | ... | ... | ... | ... | ... | ... | ... | ... | ... | ... | ... | ... | ... | ... | ... | ... | ... | ... |
| ... | ... | ... | ... | ... | ... | ... | ... | ... | 999·26 | 1,152·74 | 1,005·56 | 21·59 | 31·70 | 22·00 | ... | ... | ... | ... | ... | ... | ... | ... | ... |
| ... | ... | ... | ... | ... | ... | ... | ... | ... | 827·16 | 2,439·02 | 882·16 | 23·26 | 160·97 | 27·96 | ... | ... | ... | 34·46 | ... | 33·29 | 34·46 | ... | 33·29 |
| ... | ... | ... | ... | ... | ... | ... | ... | ... | 405·68 | 3,030·30 | 570·34 | 10·14 | 30·30 | 11·41 | ... | ... | ... | ... | ... | ... | ... | ... | ... |
| ... | ... | ... | ... | ... | ... | ... | ... | ... | 456·62 | ... | 446·43 | 68·49 | ... | 66·96 | ... | ... | ... | ... | ... | ... | ... | ... | ... |
| ... | ... | ... | ... | ... | ... | ... | ... | ... | 782·81 | 2,429·14 | 843·44 | 23·79 | 139·92 | 27·97 | ... | ... | ... | 30·70 | ... | 29·59 | 30·70 | ... | 29·59 |
| ... | ... | ... | ... | ... | ... | ... | ... | ... | 289·94 | 135·41 | 281·26 | 16·31 | 3·38 | 15·58 | ... | ... | ... | 20·13 | ... | 19·00 | 20·13 | ... | 19·00 |
| ... | ... | ... | ... | ... | ... | ... | ... | ... | 185·53 | ... | 179·86 | ... | ... | ... | ... | ... | ... | 185·53 | ... | 179·86 | 185·53 | ... | 179·86 |
| ... | ... | ... | ... | ... | ... | ... | ... | ... | 441·50 | ... | 441·50 | 185·43 | ... | 185·43 | ... | ... | ... | ... | ... | ... | ... | ... | ... |
| ... | ... | ... | ... | ... | ... | ... | ... | ... | 290·42 | 133·87 | 281·85 | 18·03 | 3·35 | 18·08 | ... | ... | ... | 23·23 | ... | 21·96 | 23·23 | ... | 21 |

## D.—PRISONS—

(37)—*Statement showing the sickness and mortality among the jail population in the*



*continued.*

*jails and the subsidiary jails of the Madras Presidency during the year* 1890—continued.

| Serial number. | Jails. | Classes of prisoners. | 4 Number of persons that can be accommodated in the parts of the jails devoted to convicts, under-trial, and civil prisoners, respectively, exclusive of hospital and observation cells. | | | 5 Average daily strength. | | | 6 Maximum population on any one day. | | | 7 Number admitted into hospital. | | | 8 Daily average number of sick. | | | 9 Number of deaths in and out of hospital. | | | 10 Deaths from fever. | | | 11 Deaths from bowel-complaints. | | | 12 Deaths from cholera. | | | 13 Ratio per mille of average strength. A. Of admissions into hospital. | | | B. Of daily average number of sick. | | | C. Of deaths from cholera. | | | D. Of deaths from all other causes, both in and out of hospital. | | | E. Of deaths from all causes, both in and out of hospital. | | |
|---|---|---|---|---|---|---|---|---|---|---|---|---|---|---|---|---|---|---|---|---|---|---|---|---|---|---|---|---|---|---|---|---|---|---|---|---|---|---|---|---|---|---|---|---|---|---|---|---|
| | | | M. | F. | Total. | M. | F. | Total. | M. | F. | Total. | M. | F. | Total. | M. | F. | Total. | M. | F. | Total. | M. | F. | Total. | M. | F. | Total. | M. | F. | Total. | M. | F. | Total. | M. | F. | Total. | M. | F. | Total. | M. | F. | Total. | M. | F. | Total. | M. | F. | Total. |
| | *District Jails*—continued. | | | | | | | | | | | | | | | | | | | | | | | | | | | | | | | | | | | | | | | | | | | | | |
| 16 | Cuddapah ... | Convicts ... | 136 | 5 | 141 | 126·32 | 7·69 | 134·01 | 151 | 9 | 160 | 80 | 8 | 88 | 3·01 | ·30 | 3·31 | 1 | ... | 1 | ... | ... | ... | 1 | ... | 1 | ... | ... | ... | 633·31 | 1,040·31 | 656·67 | 23·83 | 39·01 | 24·70 | ... | ... | ... | 7·92 | ... | 7·46 | 7·92 | ... | 7·46 |
| | | Under-trial. | 16 | ... | 16 | 7·57 | ·56 | 8·13 | 12 | 1 | 13 | 2 | 1 | 3 | ·01 | ·03 | ·04 | ... | ... | ... | ... | ... | ... | ... | ... | ... | ... | ... | 264·20 | 1,785·71 | 369·00 | 1·32 | 53·57 | 4·92 | ... | ... | ... | ... | ... | ... | ... | ... | ... |
| | | Civil ... | ... | ... | ... | 4·00 | ·10 | 4·10 | 8 | ... | 8 | ... | ... | ... | ... | ... | ... | ... | ... | ... | ... | ... | ... | ... | ... | ... | ... | ... | ... | ... | ... | ... | ... | ... | ... | ... | ... | ... | ... | ... | ... | ... | ... | ... | ... |
| | | Total ... | 152 | 5 | 157 | 137·89 | 8·35 | 146·24 | ... | ... | ... | 82 | 9 | 91 | 3·02 | ·33 | 3·35 | 1 | ... | 1 | ... | ... | ... | 1 | ... | 1 | ... | ... | ... | 594·68 | 1,077·84 | 622·26 | 21·90 | 39·52 | 22·91 | ... | ... | ... | 7·25 | ... | 6·84 | 7·25 | ... | 6·84 |
| 17 | Cuddalore ... | Convicts ... | 160 | 12 | 172 | 198·84 | 6·23 | 205·07 | 234 | 10 | 244 | 99 | 2 | 101 | 3·37 | ·04 | 3·41 | 1 | ... | 1 | ... | ... | ... | 1 | ... | 1 | ... | ... | ... | 497·89 | 321·03 | 492·51 | 16·95 | 6·42 | 16·63 | ... | ... | ... | 5·03 | ... | 4·88 | 5·03 | ... | 4·88 |
| | | Under-trial. | 18 | ... | 18 | 7·70 | ·36 | 8·06 | 35 | 3 | 38 | 3 | 1 | 4 | ·08 | ·07 | ·15 | ... | ... | ... | ... | ... | ... | ... | ... | ... | ... | ... | 389·61 | 2,777·78 | 496·27 | 10·39 | 194·44 | 18·61 | ... | ... | ... | ... | ... | ... | ... | ... | ... |
| | | Civil ... | 13 | ... | 13 | 3·73 | ... | 3·73 | 7 | ... | 7 | 1 | ... | 1 | ·05 | ... | ·05 | ... | ... | ... | ... | ... | ... | ... | ... | ... | ... | ... | 268·10 | ... | 268·10 | 13·40 | ... | 13·40 | ... | ... | ... | ... | ... | ... | ... | ... | ... |
| | | Total ... | 191 | 12 | 203 | 210·27 | 6·59 | 216·86 | ... | ... | ... | 103 | 3 | 106 | 3·50 | ·11 | 3·61 | 1 | ... | 1 | ... | ... | ... | 1 | ... | 1 | ... | ... | ... | 489·85 | 455·23 | 488·79 | 16·65 | 16·69 | 16·65 | ... | ... | ... | 4·76 | ... | 4·61 | 4·76 | ... | 4·61 |
| 18 | Tanjore ... ... | Convicts ... | 282 | 20 | 302 | 273·31 | 6·43 | 279·74 | 337 | †6 | 343 | 212 | 3 | 215 | 6·23 | ·19 | 6·42 | 6 | ... | 6 | ... | ... | ... | 6 | ... | 6 | ... | ... | ... | 775·63 | 466·56 | 768·57 | 22·79 | 29·55 | 22·95 | ... | ... | ... | 21·65 | ... | 21·45 | 21·95 | ... | 21·45 |
| | | Under-trial. | 30 | ... | 30 | 9·99 | ·62 | 10·61 | 12 | 1 | 13 | 3 | ... | 3 | ·09 | ... | ·09 | ... | ... | ... | ... | ... | ... | ... | ... | ... | ... | ... | 300·30 | ... | 282·75 | 9·01 | ... | 8·48 | ... | ... | ... | ... | ... | ... | ... | ... | ... |
| | | Civil ... | 12 | ... | 12 | 9·48 | ·16 | 9·64 | 11 | 1 | 12 | 1 | ... | 1 | ·02 | ... | ·02 | ... | ... | ... | ... | ... | ... | ... | ... | ... | ... | ... | 105·48 | ... | 103·73 | 2·11 | ... | 2·07 | ... | ... | ... | ... | ... | ... | ... | ... | ... |
| | | Total ... | 324 | 20 | 344 | 292·78 | 7·21 | 299·99 | ... | ... | ... | 216 | 3 | 219 | 6·34 | ·19 | 6·53 | 6 | ... | 6 | ... | ... | ... | 6 | ... | 6 | ... | ... | ... | 737·75 | 416·09 | 730·02 | 21·65 | 26·35 | 21·77 | ... | ... | ... | 20·49 | ... | 20·00 | 20·49 | ... | 20·00 |
| 19 | Madura ... ... | Convicts ... | 312 | 21 | 333 | 239·37 | 8·21 | 247·58 | 306 | 15 | 321 | 91 | ... | 91 | 3·76 | ... | 3·76 | 7 | ... | 7 | ... | ... | ... | 7 | ... | 7 | ... | ... | ... | 380·16 | ... | 367·56 | 15·71 | ... | 15·19 | ... | ... | ... | 29·24 | ... | 28·27 | 29·24 | ... | 28·27 |
| | | Under-trial. | 24 | ... | 24 | 8·32 | ·25 | 8·57 | 30 | 1 | 31 | 1 | ... | 1 | ·06 | ... | ·06 | ... | ... | ... | ... | ... | ... | ... | ... | ... | ... | ... | 120·19 | ... | 116·69 | 7·21 | ... | 7·00 | ... | ... | ... | ... | ... | ... | ... | ... | ... |
| | | Civil ... | 44 | ... | 44 | 14·68 | ·17 | 14·85 | 37 | 1 | 38 | ... | ... | ... | ... | ... | ... | ... | ... | ... | ... | ... | ... | ... | ... | ... | ... | ... | ... | ... | ... | ... | ... | ... | ... | ... | ... | ... | ... | ... | ... | ... | ... | ... |
| | | Total ... | 380 | 21 | 401 | 262·37 | 8·63 | 271·00 | ... | ... | ... | 92 | ... | 92 | 3·82 | ... | 3·82 | 7 | ... | 7 | ... | ... | ... | 7 | ... | 7 | ... | ... | ... | 350·65 | ... | 339·48 | 14·56 | ... | 14·10 | ... | ... | ... | 26·68 | ... | 25·83 | 26·68 | ... | 25·83 |
| 20 | Tinnevelly ... | Convicts ... | 258 | 20 | 278 | 248·25 | 1·72 | 249·97 | 320 | †1 | 321 | 123 | ... | 128 | 3·02 | ... | 3·02 | 2 | ... | 2 | ... | ... | ... | 2 | ... | 2 | ... | ... | ... | 515·61 | ... | 512·06 | 12·16 | ... | 12·08 | ... | ... | ... | 8·06 | ... | 8·00 | 8·06 | ... | 8·00 |
| | | Under-trial. | 30 | ... | 30 | 21·52 | ·15 | 21·67 | 85 | 1 | 86 | 3 | ... | 3 | ·03 | ... | ·03 | ... | ... | ... | ... | ... | ... | ... | ... | ... | ... | ... | 159·40 | ... | 138·44 | 1·39 | ... | 1·38 | ... | ... | ... | 46·47 | ... | 46·15 | 46·47 | ... | 46·15 |
| | | Civil ... | 12 | ... | 12 | 4·29 | ... | 4·29 | 13 | ... | 13 | ... | ... | ... | ... | ... | ... | ... | ... | ... | ... | ... | ... | ... | ... | ... | ... | ... | ... | ... | ... | ... | ... | ... | ... | ... | ... | ... | ... | ... | ... | ... | ... | ... | ... |
| | | Total ... | 300 | 20 | 320 | 274·06 | 1·87 | 275·93 | ... | ... | ... | 131 | ... | 131 | 3·05 | ... | 3·05 | 3 | ... | 3 | ... | ... | ... | 3 | ... | 3 | ... | ... | ... | 478·00 | ... | 474·76 | 11·13 | ... | 11·05 | ... | ... | ... | 10·95 | ... | 10·87 | 10·95 | ... | 10·87 |
| 21 | Calicut ... ... | Convicts ... | 140 | 7 | 147 | 249·93 | 5·45 | 255·38 | 324 | †3 | 327 | 142 | 1 | 143 | 7·75 | ·05 | 7·80 | 13 | ... | 13 | ... | ... | ... | 13 | ... | 13 | ... | ... | ... | 568·16 | 183·49 | 559·95 | 31·01 | 9·17 | 30·54 | ... | ... | ... | 52·01 | ... | 50·90 | 52·01 | ... | 50·90 |
| | | Under-trial. | 30 | 7 | 37 | 3·72 | ·12 | 3·84 | 13 | 1 | 14 | 1 | ... | 1 | ·01 | ... | ·01 | ... | ... | ... | ... | ... | ... | ... | ... | ... | ... | ... | 268·82 | ... | †260·42 | 2·69 | ... | 2·60 | ... | ... | ... | ... | ... | ... | ... | ... | ... |
| | | Civil ... | 28 | ... | 28 | 23·50 | 1·29 | 24·79 | 48 | 2 | 50 | 3 | 1 | 4 | ·36 | ·19 | ·55 | 1 | ... | 1 | 1 | ... | 1 | ... | ... | ... | ... | ... | ... | 127·66 | 775·19 | 161·36 | 15·32 | 147·29 | 22·19 | ... | ... | ... | 42·55 | ... | 40·34 | 42·55 | ... | 40·34 |
| | | Total ... | 198 | 14 | 212 | 277·15 | 6·86 | 284·01 | ... | ... | ... | 146 | 2 | 148 | 8·12 | ·24 | 8·36 | 14 | ... | 14 | 1 | ... | 1 | 3 | ... | 3 | ... | ... | ... | 526·79 | 291·54 | 521·11 | 29·30 | 34·99 | 29·44 | ... | ... | ... | 50·51 | ... | 49·29 | 50·51 | ... | 49·29 |
| 22 | Mangalore ... | Convicts ... | 185 | 28 | 213 | 64·48 | 3·37 | 67·85 | 93 | 4 | 97 | 81 | 6 | 87 | 4·07 | ·11 | 4·18 | 5 | ... | 5 | ... | ... | ... | 4 | ... | 4 | ... | ... | ... | 1,256·20 | 1,780·41 | 1,282·24 | 63·12 | 22·64 | 61·81 | ... | ... | ... | 77·54 | ... | 73·69 | 77·54 | ... | 73·69 |
| | | Under-trial. | 21 | 5 | 26 | 4·60 | ·10 | 4·70 | 17 | 1 | 18 | 1 | 1 | 2 | ·02 | ·03 | ·05 | ... | ... | ... | ... | ... | ... | ... | ... | ... | ... | ... | 217·39 | 10,000·00 | 425·53 | 4·35 | 300·00 | 10·64 | ... | ... | ... | ... | ... | ... | ... | ... | ... |
| | | Civil ... | 11 | 8 | 19 | 3·89 | ·05 | 3·94 | 10 | 1 | 11 | ... | ... | ... | ... | ... | ... | ... | ... | ... | ... | ... | ... | ... | ... | ... | ... | ... | ... | ... | ... | ... | ... | ... | ... | ... | ... | ... | ... | ... | ... | ... | ... | ... |
| | | Total ... | 217 | 41 | 258 | 72·97 | 3·52 | 76·49 | ... | ... | ... | 82 | 7 | 89 | 4·09 | ·14 | 4·23 | 5 | ... | 5 | ... | ... | ... | 4 | ... | 4 | ... | ... | ... | 1,123·75 | 1,988·64 | 1,163·55 | 56·05 | 39·77 | 55·30 | ... | ... | ... | 68·52 | ... | 65·37 | 68·52 | ... | 65·37 |
| | Total, Central and District Jails. | Convicts ... | 9,162 | 619 | 9,781 | 7,195·29 | 236·25 | 7,431·54 | ... | ... | ... | 5,950 | 150 | 6,100 | 199·80 | 6·64 | 206·44 | 181 | 7 | 188 | 6 | 1 | 7 | 54 | 2 | 56 | 17 | 3 | 20 | 826·93 | ·634·92 | 820·83 | 27·77 | 28·11 | 27·78 | 2·36 | 12·70 | 2·69 | 22·79 | ·16·93 | 22·61 | 25·15 | 29·63 | 25·30 |
| | | Under-trial. | 343 | 36 | 379 | 114·38 | 5·20 | 119·58 | ... | ... | ... | 31 | 4 | 35 | ·84 | ·14 | ·98 | 4 | ... | 4 | ... | ... | ... | 1 | ... | 1 | ... | ... | ... | 271·03 | 769·23 | 292·69 | 7·34 | 26·92 | 8·20 | ... | ... | ... | 34·97 | ... | 33·45 | 34·97 | ... | 33·45 |
| | | Civil ... | 196 | 17 | 213 | 117·17 | 3·27 | 120·44 | ... | ... | ... | 13 | 4 | 17 | 1·64 | ·32 | 1·96 | 4 | ... | 4 | 1 | ... | 1 | 2 | ... | 2 | ... | ... | ... | 110·95 | 1,223·24 | 141·15 | 14·00 | 97·86 | 16·27 | ... | ... | ... | 34·14 | ... | 33·21 | 34·14 | ... | 33·21 |
| | | Total ... | 9,701 | 672 | 10,373 | 7,426·64 | 244·72 | 7,671·56 | ... | ... | ... | 5,994 | 158 | 6,152 | 202·28 | 7·10 | 209·38 | 189 | 7 | 196 | 7 | 1 | 8 | 57 | 2 | 59 | 17 | 3 | 20 | 807·07 | 645·64 | 801·92 | 27·24 | 29·01 | 27·29 | 2·29 | 12·26 | 2·61 | 23·16 | 16·34 | 22·94 | 25·45 | 28·60 | 25·55 |
| 23 | European Prison. | Convicts ... | 36 | ... | 36 | 12·44 | ... | 12·44 | 14 | ... | 14 | 9 | ... | 9 | ·63 | ... | ·63 | ... | ... | ... | ... | ... | ... | ... | ... | ... | ... | ... | ... | 723·47 | ... | 723·47 | 50·64 | ... | 50·64 | ... | ... | ... | ... | ... | ... | ... | ... | ... |
| | | Under-trial. | ... | ... | ... | ... | ... | ... | ... | ... | ... | ... | ... | ... | ... | ... | ... | ... | ... | ... | ... | ... | ... | ... | ... | ... | ... | ... | ... | ... | ... | ... | ... | ... | ... | ... | ... | ... | ... | ... | ... | ... | ... | ... | ... |
| | | Civil ... | ... | ... | ... | ... | ... | ... | ... | ... | ... | ... | ... | ... | ... | ... | ... | ... | ... | ... | ... | ... | ... | ... | ... | ... | ... | ... | ... | ... | ... | ... | ... | ... | ... | ... | ... | ... | ... | ... | ... | ... | ... | ... | ... |
| | | Total ... | 36 | ... | 36 | 12·44 | ... | 12·44 | ... | ... | ... | 9 | ... | 9 | ·63 | ... | ·63 | ... | ... | ... | ... | ... | ... | ... | ... | ... | ... | ... | ... | 723·47 | ... | 723·47 | 50·64 | ... | 50·64 | ... | ... | ... | ... | ... | ... | ... | ... | ... |
| 24 | Debtors' Prison, Madras. | Convicts ... | ... | ... | ... | ... | ... | ... | ... | ... | ... | ... | ... | ... | ... | ... | ... | ... | ... | ... | ... | ... | ... | ... | ... | ... | ... | ... | ... | ... | ... | ... | ... | ... | ... | ... | ... | ... | ... | ... | ... | ... | ... | ... | ... |
| | | Under-trial. | ... | ... | ... | ... | ... | ... | ... | ... | ... | ... | ... | ... | ... | ... | ... | ... | ... | ... | ... | ... | ... | ... | ... | ... | ... | ... | ... | ... | ... | ... | ... | ... | ... | ... | ... | ... | ... | ... | ... | ... | ... | ... | ... |
| | | Civil ... | 29 | 3 | 32 | 21·34 | ... | 21·34 | 39 | ... | 39 | 75 | ... | 75 | 2·09 | ... | 2·09 | ... | ... | ... | ... | ... | ... | ... | ... | ... | ... | ... | ... | 3,514·53 | ... | 3,514·53 | 97·94 | ... | 97·94 | ... | ... | ... | ... | ... | ... | ... | ... | ... |
| | | Total ... | 29 | 3 | 32 | 21·34 | ... | 21·34 | ... | ... | ... | 75 | ... | 75 | 2·09 | ... | 2·09 | ... | ... | ... | ... | ... | ... | ... | ... | ... | ... | ... | ... | 3,514·53 | ... | 3,514·53 | 97·94 | ... | 97·94 | ... | ... | ... | ... | ... | ... | ... | ... | ... |
| 25 | Subsidiary Jails. | Convicts ... | ... | ... | ... | 470·32 | 39·55 | 509·87 | ... | ... | ... | 123 | 14 | 137 | 2·23 | ·23 | 2·46 | 3 | ... | 3 | ... | ... | ... | 1 | ... | 1 | 1 | ... | 1 | 261·52 | 353·98 | 268·70 | 4·74 | 5·82 | 4·82 | 2·13 | ... | 1·96 | 4·25 | ... | 3·92 | 6·38 | ... | 5·88 |
| | | Under-trial. | ... | ... | ... | 632·65 | 25·02 | 707·67 | ... | ... | ... | 145 | 8 | 153 | 2·29 | ·16 | 2·45 | 12 | ... | 12 | 3 | ... | 3 | 4 | 1 | 4 | 1 | ... | 1 | 212·41 | 319·74 | 216·20 | 3·33 | 6·39 | 3·46 | 1·46 | ... | 1·41 | 16·11 | ... | 15·54 | 17·27 | ... | 16·95 |
| | | Civil ... | ... | ... | ... | 7·39 | ·35 | 7·74 | ... | ... | ... | 2 | ... | 2 | ·07 | ... | ·07 | 2 | ... | 2 | ... | ... | ... | ... | ... | ... | ... | ... | ... | 270·64 | ... | 258·40 | 9·47 | ... | 9·04 | ... | ... | ... | 270·64 | ... | 258·40 | 270·64 | ... | 258·40 |
| | | Total ... | 3,967 | 1879 | 5,846 | 1,160·36 | 64·92 | 1,225·28 | ... | ... | ... | 270 | 22 | 292 | 4·59 | ·39 | 4·98 | 17 | ... | 17 | 3 | ... | 3 | 5 | ... | 5 | 2 | ... | 2 | 232·69 | 338·88 | 238·31 | 3·96 | 6·01 | 4·06 | 1·72 | ... | 1·63 | 12·93 | ... | 12·24 | 14·65 | ... | 13·87 |
| | Grand Total ... | Convicts ... | ... | ... | ... | 7,678·05 | 275·80 | 7,953·85 | ... | ... | ... | 6,082 | 164 | 6,246 | 202·66 | 6·87 | 209·53 | 184 | 7 | 191 | 6 | 1 | 7 | 55 | 2 | 57 | 18 | 3 | 21 | 792·13 | 594·63 | 785·28 | 26·39 | 24·91 | 26·34 | 2·34 | 10·88 | 2·64 | 21·62 | 14·50 | 21·37 | 23·96 | 25·38 | 24·01 |
| | | Under-trial | ... | ... | ... | 797·03 | 30·22 | 827·25 | ... | ... | ... | 176 | 12 | 188 | 3·13 | ·30 | 3·43 | 16 | ... | 16 | 3 | ... | 3 | 5 | 1 | 5 | 1 | ... | 1 | 220·82 | 397·09 | 227·26 | 3·93 | 9·93 | 4·15 | 1·25 | ... | 1·21 | 16·62 | ... | 16·13 | 20·07 | ... | 19·34 |
| | | Civil ... | ... | ... | ... | 145·90 | 3·62 | 149·52 | ... | ... | ... | 90 | 4 | 94 | 3·89 | ·32 | 4·12 | 6 | ... | 6 | 1 | ... | 1 | 2 | ... | 2 | ... | ... | ... | 616·86 | 1,104·97 | 628·68 | 26·04 | 88·40 | 27·55 | ... | ... | ... | 41·12 | ... | 40·13 | 41·12 | ... | 40·13 |
| | | Total ... | 13,733 | 2554 | 16,287 | 8,620·98 | 309·64 | 8,930·62 | ... | ... | ... | 6,348 | 180 | 6,528 | 209·59 | 7·49 | 217·08 | 206 | 7 | 213 | 10 | 1 | 11 | 62 | 2 | 64 | 19 | 3 | 22 | 736·34 | 581·32 | 730·97 | 24·31 | 24·19 | 24·31 | 2·20 | 9·69 | 2·46 | 21·09 | 12·92 | 21·39 | 23·89 | 22·61 | 23·85 |

* No females on that day.

† Less number of females on that day.

## D.—PRISONS—*continued.*

(38)—*Statement showing particulars regarding prisoners under trial in the jails and the subsidiary jails of the Madras Presidency during the year* 1890.

| Serial number. | Jails. | 3 Number remaining at close of previous year. | | 4 Number received during the year. | | 5 Total population. | | | 6 Average daily number. | | | 7 Released. | | | 8 Convicted and sentenced. | | | 9 Transferred, &c. | | | 10 Escaped. | | | 11 Deaths. | | | 12 Remaining on 31st December 1890. | | |
|---|---|---|---|---|---|---|---|---|---|---|---|---|---|---|---|---|---|---|---|---|---|---|---|---|---|---|---|---|---|
| | | M. | F. | M. | F. | M. | F. | Total. | M. | F. | Total. | M. | F. | Total. | M. | F. | Total. | M. | F. | T. | M | F | T. | M | F | T. | M. | F. | Total. |
| | *Central Prisons.* | | | | | | | | | | | | | | | | | | | | | | | | | | | | |
| 1 | Rajahmundry ... | 8 | ... | 66 | 4 | 74 | 4 | 78 | 3·95 | ·34 | 4·29 | 38 | 3 | 41 | 28 | 1 | 29 | ... | ... | ... | ... | ... | ... | 1 | ... | 1 | 7 | ... | 7 |
| 2 | Vellore ... ... | ... | ... | 1 | ... | 1 | ... | 1 | ·09 | ... | ·09 | 1 | ... | 1 | ... | ... | ... | ... | ... | ... | ... | ... | ... | ... | ... | ... | ... | ... | ... |
| 3 | Trichinopoly ... | ... | ... | 3 | ... | 3 | ... | 3 | ·65 | ... | ·65 | ... | ... | ... | 3 | ... | 3 | ... | ... | ... | ... | ... | ... | ... | ... | ... | ... | ... | ... |
| 4 | Coimbatore ... | 8 | ... | 134 | 6 | 142 | 6 | 148 | 6·27 | ·20 | 6·47 | 67 | 2 | 69 | 49 | 4 | 53 | ... | ... | ... | ... | ... | ... | 1 | ... | 1 | 25 | ... | 25 |
| 5 | Cannanore ... | ... | ... | 1 | ... | 1 | ... | 1 | ·06 | ... | ·06 | ... | ... | ... | ... | ... | ... | 1 | ... | 1 | ... | ... | ... | ... | ... | ... | ... | ... | ... |
| 6 | Salem ... ... | 4 | ... | 117 | 4 | 121 | 4 | 125 | 7·28 | ·22 | 7·50 | 51 | ... | 51 | 60 | 4 | 64 | ... | ... | ... | ... | ... | ... | ... | ... | ... | 10 | ... | 10 |
| | Penitentiary ... | 17 | ... | 101 | 8 | 118 | 8 | 126 | 8·11 | ·72 | 8·83 | 24 | 3 | 27 | 84 | 5 | 89 | ... | ... | ... | ... | ... | ... | ... | ... | ... | 10 | ... | 10 |
| | Total ... | 37 | ... | 423 | 22 | 460 | 22 | 482 | 26·41 | 1·48 | 27·89 | 181 | 8 | 189 | 224 | 14 | 238 | 1 | ... | 1 | ... | ... | ... | 2 | ... | 2 | 52 | ... | 52 |
| | *District Jails.* | | | | | | | | | | | | | | | | | | | | | | | | | | | | |
| 8 | Russellkonda ... | ... | ... | 2 | ... | 2 | ... | 2 | ·45 | ... | ·45 | ... | ... | ... | 1 | ... | 1 | 1 | ... | 1 | ... | ... | ... | ... | ... | ... | ... | ... | ... |
| 9 | Berhampore ... | ... | ... | 65 | 7 | 65 | 7 | 72 | 2·57 | ·13 | 2·70 | 22 | 4 | 26 | 40 | 3 | 43 | 2 | ... | 2 | ... | ... | ... | ... | ... | ... | 1 | ... | 1 |
| 10 | Vizagapatam ... | 1 | ... | 121 | 18 | 122 | 18 | 140 | 2·13 | ·20 | 2·33 | 32 | 5 | 37 | 83 | 11 | 94 | 2 | ... | 2 | ... | ... | ... | ... | ... | ... | 5 | 2 | 7 |
| 11 | Párvatipur ... | ... | ... | ... | ... | ... | ... | ... | ... | ... | ... | ... | ... | ... | ... | ... | ... | ... | ... | ... | ... | ... | ... | ... | ... | ... | ... | ... | ... |
| 12 | Guntúr ... ... | 9 | ... | 65 | 2 | 74 | 2 | 76 | 2·14 | ·10 | 2·24 | 32 | 2 | 34 | 37 | ... | 37 | 4 | ... | 4 | ... | ... | ... | ... | ... | ... | 1 | ... | 1 |
| 13 | Nellore ... ... | 5 | 1 | 88 | 13 | 93 | 14 | 107 | 6·94 | ·65 | 7·57 | 41 | 6 | 47 | 47 | 6 | 53 | ... | ... | ... | ... | ... | ... | ... | ... | ... | 5 | 2 | 7 |
| 14 | Kurnool ... ... | 3 | 1 | 70 | 5 | 73 | 6 | 79 | 4·93 | ·33 | 5·26 | 37 | 5 | 42 | 32 | 1 | 33 | 1 | ... | 1 | ... | ... | ... | ... | ... | ... | 3 | ... | 3 |
| 15 | Bellary ... ... | 17 | 1 | 80 | 3 | 97 | 4 | 101 | 5·39 | ·17 | 5·56 | 47 | 3 | 50 | 47 | 1 | 48 | ... | ... | ... | ... | ... | ... | 1 | ... | 1 | 2 | ... | 2 |
| 16 | Cuddapah ... ... | 4 | ... | 159 | 13 | 163 | 13 | 176 | 7·57 | ·53 | 8·13 | 69 | 8 | 77 | 81 | 5 | 86 | ... | ... | ... | ... | ... | ... | ... | ... | ... | 13 | ... | 13 |
| 17 | Cuddalore ... | 6 | ... | 161 | 7 | 167 | 7 | 174 | 7·70 | ·36 | 8·06 | 73 | 3 | 76 | 85 | 4 | 89 | ... | ... | ... | 1 | ... | 1 | ... | ... | ... | 8 | ... | 8 |
| 18 | Tanjore ... ... | 20 | ... | 164 | 7 | 184 | 7 | 191 | 9·99 | ·62 | 10·61 | 80 | 4 | 84 | 101 | 3 | 104 | ... | 1 | 1 | ... | ... | ... | ... | ... | ... | 2 | ... | 2 |
| 19 | Madura ... ... | 8 | ... | 172 | 6 | 180 | 6 | 186 | 8·32 | ·25 | 8·57 | 114 | 3 | 117 | 63 | 2 | 65 | ... | ... | ... | ... | ... | ... | ... | ... | ... | 3 | 1 | 4 |
| 20 | Tinnevelly ... | 3 | ... | 254 | 3 | 257 | 3 | 260 | 21·52 | ·15 | 21·67 | 93 | 1 | 94 | 142 | 2 | 144 | ... | ... | ... | ... | ... | ... | 1 | ... | 1 | 21 | ... | 21 |
| 21 | Calicut ... ... | 1 | 1 | 89 | 2 | 90 | 3 | 93 | 3·72 | ·12 | 3·84 | 28 | ... | 28 | 53 | 3 | 56 | 1 | ... | 1 | ... | ... | ... | ... | ... | ... | 8 | ... | 8 |
| 22 | Mangalore ... | 4 | 2 | 129 | 9 | 133 | 11 | 144 | 4·60 | ·10 | 4·70 | 69 | 6 | 75 | 62 | 5 | 67 | ... | ... | ... | ... | ... | ... | ... | ... | ... | 2 | ... | 2 |
| | Total ... | 81 | 6 | 1,619 | 95 | 1,700 | 101 | 1,801 | 87·97 | 3·72 | 91·69 | 737 | 50 | 787 | 874 | 46 | 920 | 12 | ... | 12 | 1 | ... | 1 | 2 | ... | 2 | 74 | 5 | 79 |
| | Total, Central & District Jails... | 118 | 5 | 2,042 | 117 | 2,160 | 123 | 2,283 | 114·38 | 5·20 | 119·58 | 918 | 58 | 976 | 1,098 | 60 | 1,158 | 13 | ... | 13 | 1 | ... | 1 | 4 | ... | 4 | 126 | 5 | 131 |
| 23 | European Prison. | ... | ... | ... | ... | ... | ... | ... | ... | ... | ... | ... | ... | ... | ... | ... | ... | ... | ... | ... | ... | ... | ... | ... | ... | ... | ... | ... | ... |
| 24 | Subsidiary Jails. | 724 | 30 | 22,562 | 1,007 | 23,286 | 1,037 | 24,323 | 682·65 | 25·02 | 707·67 | 10054 | 425 | 10,459 | 9,566 | 480 | 10,046 | 2,767 | 105 | 2,872 | 36 | ... | 36 | 12 | ... | 12 | 871 | 27 | 898 |
| | Grand Total ... | 842 | 36 | 24,604 | 1,124 | 25,446 | 1,160 | 26,606 | 797·03 | 30·22 | 827·25 | 10952 | 483 | 11,435 | 10,664 | 540 | 11,204 | 2,780 | 105 | 2,885 | 37 | ... | 37 | 16 | ... | 16 | 997 | 32 | 1,029 |



## E.—CHARITABLE INSTITUTIONS.

(39)—*For the year* 1890-91.

| Class and object of institutions. | Number of institutions. | Average number of persons daily aided. | Number aided in the year. | Income. Paid by Government. | Income. From endowment in land. | Income. From endowment in money. | Income. Subscriptions and donations. | Number of institutions which afforded relief. In-door. | Number of institutions which afforded relief. Out-door. | Number of institutions which afforded relief. General. | In what shape relief was given. |
|---|---|---|---|---|---|---|---|---|---|---|---|
| 1 | 2 | 3 | 4 | 5 | 6 | 7 | 8 | 9 | 10 | 11 | 12 |
| | | | | Rs. | Rs. | Rs. | Rs. | | | | |
| *I.—Institutions supported by Government, whether originally constructed by Government or private persons and whether under Government management or private persons.* | | | | | | | | | | | |
| *A.* General— | | | | | | | | | | | |
| (1) Dispensaries ... ... ... | 7 | 463 | 45,139 | 43,685 | ... | ... | ... | 3 | 1 | 3 | Medicine, diet, accommodation and clothing. |
| (2) Poor houses ... ... ... | 3 | 414 | 151,070 | ... | 1,499 | 5,376 | ... | 1 | 2 | ... | Rice and food. |
| (3) For travellers ... ... ... | 129 | 843 | 308,630 | 626 | 5,726 | 1,950 | ... | 128 | 1 | ... | Accommodation, water and money dole. |
| (4) For orphans ... ... ... | 5 | 61 | 21,901 | 30 | ... | 1,456 | ... | 1 | 3 | 1 | Food, clothing and education. |
| *B.* Hindus— | | | | | | | | | | | |
| (1) To relieve paupers ... ... | 4 | 12 | 4,340 | ... | 1,154 | 108 | ... | 3 | ... | 1 | Food, raw rice, water and accommodation. |
| (2) Do. Brahmins ... | 29 | 271 | 99,452 | 1,713 | 9,338 | 1,913 | ... | 27 | ... | 2 | Raw rice, food and accommodation. |
| (3) For travellers ... ... | 65 | 690 | 257,081 | 120 | 3,905 | 57 | ... | 65 | ... | ... | Accommodation, water, butter-milk and conjee. |
| *C.* Muhammadans— | | | | | | | | | | | |
| (1) To relieve paupers ... ... | 5 | 687 | 251,031 | 5,800 | 61 | 100 | 200 | 4 | ... | 1 | Food, raw rice, money dole and accommodation. |
| (2) For travellers ... ... ... | 1 | 13 | 4,745 | ... | ... | ... | ... | 1 | ... | ... | Accommodation. |
| Total ... | 248 | 3,454 | 1,143,389 | 56,974 | 21,683 | 10,960 | 200 | 233 | 7 | 8 | |
| *II.—Institutions supported by the general public.* | | | | | | | | | | | |
| *A.* General— | | | | | | | | | | | |
| (1) For cure of sickness ... ... | 9 | 690 | 183,815 | ... | ... | 17,400 | 3,962 | ... | 2 | 7 | Medicine, diet, accommodation, clothing and food. |
| (2) To relieve paupers ... ... | 53 | 4,589 | 1,658,458 | ... | 1,19,186 | 53,036 | 15,909 | 3 | 5 | 45 | Food, clothing, education, and raw rice, and money. |
| (3) For travellers ... ... ... | 759 | 8,089 | 2,631,239 | ... | 19,838 | 9,597 | 22,764 | 690 | 12 | 57 | Food, accommodation, water, raw rice, butter-milk, firewood and money. |
| *B.* Hindus— | | | | | | | | | | | |
| (1) To relieve paupers ... ... | 192 | 2,776 | 986,954 | ... | 62,130 | 27,589 | 19,029 | 58 | 94 | 40 | Food, raw rice, accommodation and water. |
| (2) Do. Brahmans ... | 401 | 6,178 | 2,277,413 | ... | 92,915 | 74,168 | 36,945 | 309 | 10 | 82 | Food, raw rice, accommodation, light, and water. |
| (3) Do. Byragis ... ... | 53 | 763 | 252,524 | ... | 29,428 | 5,803 | 2,371 | 3 | 20 | 30 | Food, raw rice, rations, and money dole. |
| (4) For travellers ... ... ... | 641 | 3,075 | 1,123,468 | ... | 32,033 | 25,803 | 4,613 | 584 | 7 | 50 | Food, raw rice, accommodation, light and water. |
| (5) For Rajput boys and girls ... | ... | ... | ... | ... | ... | ... | ... | ... | ... | ... | |
| *C.* Muhammadans— | | | | | | | | | | | |
| (1) To relieve paupers ... ... | 9 | 185 | 67,420 | ... | 1,330 | 90 | 70 | 8 | 1 | ... | Food, raw rice and conjee. |
| (2) For travellers ... ... ... | 54 | 298 | 135,223 | ... | 400 | 296 | 24 | 54 | ... | ... | Accommodation. |
| *D.* Europeans and East Indians— To relieve paupers ... ... | 2 | 10 | 3,650 | ... | ... | ... | ... | 2 | ... | ... | Education and daily meal. |
| Total ... | 2,173 | 26,653 | 9,320,164 | ... | 3,57,322 | 2,13,787 | 1,05,687 | 1,711 | 151 | 311 | |
| *III.—Institutions supported partly by Government and partly by the general public.* | | | | | | | | | | | |
| *A.* General— | | | | | | | | | | | |
| (1) For cure of sickness ... ... | 48 | 2,853 | 295,076 | 3,39,098 | ... | 33,508 | 21,956 | 2 | 30 | 16 | Medicine, diet, food, lodging and clothing. |
| (2) To relieve paupers ... ... | 4 | 242 | 88,397 | 9,879 | 60 | 12,174 | 1,708 | 1 | ... | 3 | Cooked food, raw rice and accommodation. |
| (3) For travellers ... ... ... | 9 | 55 | 19,718 | 400 | 116 | 419 | ... | 8 | 1 | ... | Accommodation, cooked food and raw rice. |
| (4) For orphans ... ... ... | 3 | 166 | 60,855 | 2,919 | ... | ... | 2,808 | 3 | ... | ... | Instruction, food and clothing. |
| *B.* Hindus— | | | | | | | | | | | |
| (1) To relieve paupers ... ... | 7 | 114 | 41,712 | 4 | 4,016 | 532 | 3,597 | 7 | ... | ... | Food. |
| (2) Do. Brahmans... ... | 21 | 1,529 | 551,157 | 27,427 | 15,559 | 4,248 | 14,835 | 15 | ... | 6 | Food, accommodation and raw rice. |
| (3) Do. Byragis ... ... | 1 | 65 | 23,725 | 69 | 2,400 | 600 | ... | ... | ... | 1 | Food and raw rice. |
| (4) For travellers ... ... ... | 3 | 19 | 7,057 | 156 | 5 | ... | 370 | 3 | ... | ... | Accommodation. |

## E.—CHARITABLE INSTITUTIONS—*continued.*

(39)—*For the year* 1890-91—continued.

| Class and object of institutions. | Number of institutions. | Average number of persons daily aided. | Number aided in the year. | Income. Paid by Government. | Income. From endowment in land. | Income. From endowment in money. | Income. Subscriptions and donations. | Number of institutions which afforded relief. In-door. | Number of institutions which afforded relief. Out-door. | Number of institutions which afforded relief. General. | In what shape relief was given. |
|---|---|---|---|---|---|---|---|---|---|---|---|
| 1 | 2 | 3 | 4 | 5 | 6 | 7 | 8 | 9 | 10 | 11 | 12 |
| *III.—Institutions supported partly by Government and partly by the general public.* | | | | Rs. | Rs. | Rs. | Rs. | | | | |
| *C.* Muhammadans— To relieve paupers ... ... | 2 | 65 | 23,705 | 2,734 | .... | 240 | ... | 2 | ... | ... | Food and conjee. |
| *D.* Europeans and East Indians— (1) For orphans ... ... ... | 5 | 387 | 141,326 | 15,717 | ... | 35,729 | 6,911 | 5 | ... | ... | Food, lodging, clothing, education and medicine. |
| (2) To relieve paupers ... ... | 2 | 441 | 160,965 | 12,252 | ... | 1,216 | 24,139 | 1 | 1 | ... | Clothing, lodging, money dole and boarding. |
| Total ... | 105 | 5,936 | 1,413,693 | 4,10,655 | 22,156 | 88,666 | 76,374 | 47 | 32 | 26 | |
| *IV.—Institutions supported either wholly or in part from local taxation.* | | | | | | | | | | | |
| *A.* General— (1) For cure of sickness ... ... | 365 | 21,403 | 2,343,268 | 1,10,252 | 652 | 1,42,592 | 61,537 | 24 | 188 | 153 | Medicine, diet, accommodation and clothing. |
| (2) To relieve paupers ... ... | 30 | 1,711 | 237,533 | 3,072 | 77,815 | 29,631 | 5,144 | 6 | 9 | 15 | Food, raw rice, accommodation and clothing. |
| (3) For travellers ... ... ... | 333 | 1,571 | 575,764 | 10,869 | 3,623 | 1,022 | 2,655 | 324 | 9 | ... | Accommodation and water. |
| *B.* Hindus— (1) To relieve paupers ... ... | 30 | 419 | 154,062 | 11,491 | 24,111 | 3,458 | 512 | 4 | .... | 26 | Food, raw rice and accommodation. |
| (2) Do. , Brahmans ... | 29 | 610 | 222,554 | 1,569 | 27,129 | 44 | 21 | 26 | ... | 3 | Do. do. |
| (3) For travellers ... ... | 31 | 246 | 89,445 | 1,654 | 413 | 263 | ... | 31 | ... | ... | Accommodation, water and light. |
| *C.* Muhammadans— For travellers ... ... ... | 4 | 11 | 4,112 | ... | ... | ... | ... | 4 | ... | ... | Accommodation. |
| *D.* Europeans— For travellers ... ... ... | 17 | 3 | 1,098 | 301 | ... | 843 | 859 | 17 | ... | ... | Do. |
| Total ... | 839 | 25,974 | 3,632,836 | 1,39,199 | 1,33,743 | 1,77,853 | 70,728 | 436 | 206 | 197 | |
| Grand Total ... | 3,365 | 62,017 | 15,510,082 | 6,06,828 | 5,34,904 | 4,91,266 | 2,52,989 | 2,427 | 396 | 542 | |



## F.—JUDICIAL STATEMENTS—(CIVIL).

(40)—*Statement showing the number and description of civil suits instituted in the civil and revenue courts in the province of Madras in the year* 1890.

| Class of tribunals. | 1 | Suits for money or movable property. Contract in writing. 2 | Contract not in writing. 3 | On account stated. 4 | Money had and received. 5 | Goods sold. 6 | Wages, work and materials. 7 | Rent not falling under the rent law. 8 | Movable property or value thereof. 9 | Damages. 10 | Other suits for money or movables not already mentioned. 11 | Arrears of rent with or without ejectment or cancelment of lease. 12 | Enhancement or abatement of rent. 13 | Relating to distraint. 14 | Suits under the rent law. Damages for extortion or withholding receipts, or on account of illegal restraint, or other cause. 15 | For puttahs or kuliyuts. 16 | For ejectment or recovery of possession. 17 | For recovery of money or accounts from agents. 18 | All other suits under the rent law not included above. 19 | Suits for immovable property. 20 | Other suits under the Specific Relief Act. 21 | Suits for declaratory decrees. 22 | Suits to declare and establish rights to real property, including pre-emption, foreclosure, &c. 23 | Suits to declare and establish personal rights. 24 | Suits for an account. 25 | Suits relating to religious endowments. 26 | Suits for dissolution of marriage. 27 | Suits for enforcement of matrimonial rights. 28 | Suits for partition. 29 | Suits relating to shipping. 30 | Suits relating to religion and caste. 31 | Administration suits. 32 | Interpleader suits. 33 | Dissolution of partnership. 34 | Suits under Section 261, Act X of 1865 (also Hindu Wills Act). 35 | Other suits not falling under any of the previous heads. 36 | Grand Total. 37 | Title and other suits. |
|---|---|---|---|---|---|---|---|---|---|---|---|---|---|---|---|---|---|---|---|---|---|---|---|---|---|---|---|---|---|---|---|---|---|---|---|---|---|---|---|---|
| [COURTS IN THE INTERIOR. | | | | | | | | | | | | | | | | | | | | | | | | | | | | | | | | | | | | | | | | |
| I.—*Civil Courts.* | | | | | | | | | | | | | | | | | | | | | | | | | | | | | | | | | | | | | | | | |
| Unpaid Tribunals ... ... | 1 | 8,558 | 21,100 | 11,090 | 3,786 | 4,515 | 928 | 1,121 | 2,172 | 607 | 199 | ... | ... | ... | ... | ... | ... | ... | ... | ... | ... | ... | ... | ... | ... | ... | ... | ... | ... | ... | ... | ... | ... | ... | ... | ... | ... | ... | ... | ... |
| Village Courts ... ... | 2 | 71,224 | 18,889 | 13,708 | 3,786 | 3,126 | 540 | 10,586 | 3,347 | 1,742 | 2,324 | ... | ... | ... | ... | ... | ... | ... | ... | ... | ... | ... | ... | ... | ... | ... | ... | ... | ... | ... | ... | ... | ... | ... | ... | ... | ... | ... | ... | ... |
| Paid Sub-Divisional Tribunals ... ... | 3 | 1 | ... | ... | 260 | 21 | 7 | 9 | 6 | 3 | 8 | ... | ... | ... | ... | ... | ... | ... | ... | ... | ... | ... | ... | ... | ... | ... | ... | ... | ... | ... | ... | ... | ... | ... | ... | ... | ... | ... | ... | ... |
| Small Cause Courts (at the Cantonments) ... ... | 4 | 215 | 7 | 42 | 1 | 3 | 2 | 11 | 7 | 8 | 14 | ... | ... | ... | ... | ... | ... | ... | ... | ... | 513 38 | 551 | 25 | 23 | 64 | 11 | 3 | 2 | 38 | 33 | 3 | 3 | 18 | 6 | 11 | 7 | 8 | 8 | 19 | 1,235 |
| District Courts other than Chief Courts of Districts. | 5 | 9,306 | 100 | 1,508 | 38 | 8,816 | 789 | 2,025 | 393 | 96 | 2,723 | ... | ... | ... | ... | ... | ... | ... | ... | ... | 21,628 38 | 1,533 | 751 | 64 | 450 | 108 | 23 | 4 | 19 | 342 | 1 | 139 | 970 | 18 | 199 | 6 | 11 | 6 | 9 | 1,621 | 259,963 |
| Total ... | | 80,027 | 40,056 | 24,930 | 7,833 | 7,665 | 1,472 | 11,732 | 5,925 | 2,256 | 5,260 | ... | ... | ... | ... | ... | ... | ... | ... | ... | 22,179 | 1,556 | 783 | 87 | 514 | 119 | 26 | 6 | 57 | 375 | 4 | 142 | 988 | 24 | 199 | 6 | 11 | 6 | 9 | 1,640 | 261,198 |
| II.—*Revenue Courts.* | | | | | | | | | | | | | | | | | | | | | | | | | | | | | | | | | | | | | | | | |
| Unpaid Local Tribunals ... | 1 | ... | ... | ... | ... | ... | ... | ... | ... | ... | ... | ... | ... | ... | 1,285 | ... | ... | ... | 90 | ... | ... | ... | ... | ... | ... | ... | ... | ... | ... | ... | ... | ... | ... | ... | ... | ... | ... | ... | 1,285 | ... |
| Other Subordinate Courts. | 2 | ... | ... | ... | ... | ... | ... | ... | ... | ... | ... | ... | ... | ... | ... | 52 | 5,123 | 76 | ... | 90 | ... | ... | ... | ... | ... | ... | ... | ... | ... | ... | ... | ... | ... | ... | ... | ... | ... | ... | 52 | 5,128 |
| District Courts ... ... | 3 | ... | ... | ... | ... | ... | ... | ... | ... | ... | ... | ... | ... | ... | ... | 52 | 5,123 | 76 | ... | 90 | ... | ... | ... | ... | ... | ... | ... | ... | ... | ... | ... | ... | ... | ... | ... | ... | ... | ... | 52 | 5,128 |
| Total ... | | ... | ... | ... | ... | ... | ... | ... | ... | ... | ... | ... | ... | ... | 1,285 | 52 | 5,123 | 76 | 90 | ... | ... | ... | ... | ... | ... | ... | ... | ... | ... | ... | ... | ... | ... | ... | ... | ... | ... | ... | 1,285 | 5,128 |
| COURTS AT THE PRESIDENCY OF SEAT OF GOVERNMENT. | | | | | | | | | | | | | | | | | | | | | | | | | | | | | | | | | | | | | | | | |
| Presidency Small Cause Court ... ... | 1 | 9,237 | 98 | 1,487 | 24 | 8,808 | 788 | 2,035 | 385 | 83 | 2,716 | ... | ... | ... | ... | ... | ... | ... | ... | ... | ... | ... | ... | ... | ... | ... | ... | ... | ... | ... | ... | ... | ... | ... | ... | ... | ... | ... | ... |
| Superior Courts ... ... | 2 | 69 | 2 | 19 | 14 | 8 | 1 | ... | 8 | 13 | 7 | ... | ... | ... | ... | ... | ... | ... | ... | ... | ... | ... | ... | ... | ... | ... | ... | ... | ... | ... | ... | ... | ... | ... | ... | ... | ... | ... | ... |
| Total ... | | 9,306 | 100 | 1,506 | 38 | 8,816 | 789 | 2,025 | 393 | 96 | 2,723 | ... | ... | ... | ... | ... | ... | ... | ... | ... | ... | ... | ... | ... | ... | ... | ... | ... | ... | ... | ... | ... | ... | ... | ... | ... | ... | ... | ... | ... |
| Grand Total ... | | 89,333 | 40,156 | 26,436 | 7,871 | 16,481 | 2,256 | 13,762 | 5,925 | 2,256 | 5,260 | ... | ... | ... | 1,285 | 52 | 5,128 | 76 | 90 | ... | 22,179 | 1,556 | 783 | 87 | 514 | 119 | 26 | 6 | 57 | 375 | 4 | 142 | 988 | 24 | 199 | 6 | 11 | 6 | 9 | 1,640 | 261,198 |

* Cases under section 41 of Act XV of 1882.

## F.—JUDICIAL STATEMENTS—(CIVIL)—*continued.*

(41)—*Statement showing the number and value of suits instituted in the civil and revenue courts in the province of Madras in the year* 1890.

| Value of suits. | Number of suits instituted in the different courts. | | | | | | | | | | Total value of suits. |
|---|---|---|---|---|---|---|---|---|---|---|---|
| | Not exceeding Rs. 10. | Ditto Rs. 20. | Ditto Rs. 50. | Ditto Rs. 100. | Ditto Rs. 500. | Ditto Rs. 1,000. | Ditto Rs. 5,000. | Ditto Rs. 10,000. | Exceeding Rs. 10,000. | Number of suits the value of which cannot be estimated in money. | |
| 1 | 2 | 3 | 4 | 5 | 6 | 7 | 8 | 9 | 10 | 11 | 12 |
| COURTS IN THE INTERIOR. | | | | | | | | | | | RS. |
| I.—*Civil Courts.* | | | | | | | | | | | |
| Unpaid Tribunals ... ... ... ... ... | ... | ... | ... | ... | ... | ... | ... | ... | ... | ... | 4,63,107 |
| Village Courts ... ... ... ... ... | 34,816 | 18,873 | 195 | 38 | 14 | ... | ... | ... | ... | ... | 291,17,906 |
| Paid Sub-Divisional Tribunals ... ... | 23,950 | 27,711 | 52,058 | 29,923 | 31,593 | 3,624 | 1,939 | 116 | 96 | 814 | 15,377 |
| Small Cause Courts (at the Cantonments) ... | 52 | 57 | 101 | 72 | 25 | ... | ... | ... | ... | ... | 99,67,216 |
| District Courts other than Chief Courts of Districts ... ... ... ... ... ... | 28 | 2 | 6 | 3 | 267 | 17 | 183 | 80 | 57 | 74 | |
| Total ... | 58,846 | 46,643 | 52,360 | 30,036 | 31,899 | 3,641 | 2,122 | 196 | 153 | 888 | 395,63,606 |
| II.—*Revenue Courts.* | | | | | | | | | | | |
| Unpaid Local Tribunals ... ... ... ... | ... | ... | ... | ... | ... | ... | ... | ... | ... | ... | ... |
| Other Subordinate Courts ... ... ... ... | 1,644 | 1,322 | 1,687 | 1,000 | 847 | 36 | 14 | ... | ... | 81 | 3,65,850 |
| District Courts ... ... ... ... ... | ... | ... | ... | ... | ... | ... | ... | ... | ... | ... | ... |
| Total ... | 1,644 | 1,322 | 1,687 | 1,000 | 847 | 36 | 14 | ... | ... | 81 | 3,65,850 |
| COURTS AT THE PRESIDENCY OR SEAT OF GOVERNMENT. | | | | | | | | | | | |
| Presidency Small Cause Court ... ... ... | 11,030 | 5,030 | 5,278 | 2,313 | 2,131 | 265 | 127 | ... | ... | ... | 12,69,872 |
| Superior Courts ... ... ... ... ... | ... | ... | ... | 2 | 26 | 30 | 173 | 48 | 69 | 26 | 60,27,053 |
| Total ... | 11,030 | 5,030 | 5,278 | 2,315 | 2,157 | 295 | 300 | 48 | 69 | 26 | 72,96,925 |
| Grand Total ... | 71,520 | 52,995 | 59,325 | 33,351 | 34,903 | 3,972 | 2,436 | 244 | 222 | 995 | 472,26,381 |



## F.—JUDICIAL STATEMENTS—(CIVIL)—*continued.*

(42)—*Statement showing the general result of the trial of civil and revenue cases in the courts of original jurisdiction in the province of Madras in the year* 1890.

### PART I.—CIVIL SUITS.

| Class of courts. | Total number of suits before the courts. | Number of suits disposed of | | | | | | | | | | Pending at the close of the year. | Number of cases pending more than three months at the close of the year. | Average duration of suits. | |
|---|---|---|---|---|---|---|---|---|---|---|---|---|---|---|---|
| | | Transferred to courts in other provinces. | Without trial. | Without contest. | | | | On reference to arbitration. | | With contest. | | | | Contested. | Uncontested. |
| | | | | Compromised. | Decreed on confession. | Decreed *ex parte*. | Dismissed *ex parte*. | For plaintiff. | For defendant. | Judgment for plaintiff in whole or in part. | Judgment for defendant. | | | | |
| 1 | 2 | 3 | 4 | 5 | 6 | 7 | 8 | 9 | 10 | 11 | 12 | 13 | 14 | 15 | 16 |
| COURTS IN THE INTERIOR. | | | | | | | | | | | | | | | |
| I.—*Civil Courts.* | | | | | | | | | | | | | | | |
| Unpaid Tribunals ... ... ... | ... | ... | ... | ... | ... | ... | ... | ... | ... | ... | ... | ... | ... | ... | ... |
| Village Courts ... ... ... | 29,113 | ... | 8,468 | 10,639 | 12,008 | 11,932 | 1,607 | 477 | 283 | 5,913 | 1,774 | 5,992 | ... | ... | ... |
| Paid Sub-Divisional Tribunals ... | 206,807 | ... | 32,971 | 27,710 | 10,404 | 50,775 | 1,921 | 1,229 | 1,511 | 35,122 | 11,947 | 33,157 | 12,006 | 123 | 47 |
| Small Cause Courts (at the Cantonments) ... ... ... | 404 | ... | 54 | 4 | 94 | 138 | 27 | ... | ... | 18 | 20 | 49 | 5 | 3 | 3 |
| District Courts other than Chief Courts of Districts ... ... ... | 1,096 | ... | 111 | 84 | 37 | 101 | 1 | 9 | 5 | 206 | 115 | 427 | 223 | 245 | 132 |
| Total ... | 267,420 | ... | 41,604 | 38,457 | 22,603 | 62,946 | 3,556 | 1,715 | 1,799 | 41,259 | 13,856 | 39,625 | 12,234 | ... | ... |
| II.—*Revenue Courts.* | | | | | | | | | | | | | | | |
| Unpaid Local Tribunals ... ... | ... | ... | ... | ... | ... | ... | ... | ... | ... | ... | ... | ... | ... | ... | ... |
| Other Subordinate Courts ... ... | 14,658 | ... | 2,725 | 337 | 28 | 1,838 | 220 | 6 | ... | 1,824 | 1,478 | 6,202 | 5,287 | 154 | 196 |
| District Courts ... ... ... | ... | ... | ... | ... | ... | ... | ... | ... | ... | ... | ... | ... | ... | ... | ... |
| Total ... | 14,658 | ... | 2,725 | 337 | 28 | 1,838 | 220 | 6 | ... | 1,824 | 1,478 | 6,202 | 5,287 | ... | ... |
| COURTS AT THE PRESIDENCY OR SEAT OF GOVERNMENT. | | | | | | | | | | | | | | | |
| Presidency Small Cause Courts ... | 28,552 | ... | 2,042 | 6,447 | 4,228 | 9,962 | 64 | 51 | 31 | 2,434 | 1,054 | 2,189 | 275 | 45 | 25 |
| Superior Courts ... ... ... | 670 | ... | 69 | 1 | 28 | 65 | 4 | 2 | ... | 94 | 46 | 361 | 263 | 398 | 164 |
| Total ... | 29,222 | ... | 2,111 | 6,448 | 4,256 | 10,027 | 68 | 53 | 31 | 2,528 | 1,100 | 2,550 | 538 | ... | ... |
| Grand Total ... | 311,300 | ... | 46,440 | 45,242 | 26,887 | 74,811 | 3,844 | 1,774 | 1,830 | 45,661 | 16,434 | 48,377 | 18,059 | .... | ... |

### PART II.—MISCELLANEOUS CASES (JUDICIAL).

| Class of courts. | Total number of cases before the courts. | Number of cases disposed of | | | | | | | | | | Pending at the close of the year. | Number of cases pending more than three months at the close of the year. | Average duration of cases, contested and uncontested. |
|---|---|---|---|---|---|---|---|---|---|---|---|---|---|---|
| | | Transferred to courts in other provinces. | Without trial. | Without contest. | | | | On reference to arbitration. | | With contest. | | | | |
| | | | | Compromised. | Decreed on confession. | Decreed *ex parte*. | Dismissed *ex parte*. | For plaintiff. | For defendant. | Judgment for plaintiff in whole or in part. | Judgment for defendant. | | | |
| 1 | 2 | 3 | 4 | 5 | 6 | 7 | 8 | 9 | 10 | 11 | 12 | 13 | 14 | 15 |
| COURTS IN THE INTERIOR. | | | | | | | | | | | | | | |
| I.—*Civil Courts.* | | | | | | | | | | | | | | |
| Unpaid Tribunals ... ... ... | ... | ... | ... | ... | ... | ... | ... | ... | ... | ... | ... | ... | ... | ... |
| Village Courts ... ... ... | ... | ... | ... | ... | ... | ... | ... | ... | ... | ... | ... | ... | ... | ... |
| Paid Sub-Divisional Tribunals ... | 270,526 | ... | 197,916 | 2,544 | 15,591 | 19,456 | 1,998 | 74 | 28 | 16,714 | 10,675 | 5,530 | 567 | 18 |
| Small Cause Courts (at the Cantonments) ... ... ... | 38 | ... | ... | ... | 38 | ... | ... | ... | ... | ... | ... | ... | ... | 2 |
| District Courts ... ... ... | 16,213 | ... | 9,347 | 44 | 453 | 2,920 | 406 | 20 | 3 | 1,140 | 1,004 | 871 | 154 | 50 |
| Total ... | 286,777 | ... | 207,263 | 2,588 | 16,087 | 22,376 | 2,404 | 94 | 31 | 17,854 | 11,679 | 6,401 | 661 | ... |
| II.—*Revenue Courts.* | | | | | | | | | | | | | | |
| Unpaid Local Tribunals ... ... | ... | ... | ... | ... | ... | ... | ... | ... | ... | ... | ... | ... | ... | ... |
| Other Subordinate Courts ... ... | 4,270 | ... | 2,088 | 64 | 31 | 837 | 671 | 1 | ... | 38 | 75 | 465 | 38 | 77 |
| District Courts ... ... ... | ... | ... | ... | ... | ... | ... | ... | ... | ... | ... | ... | ... | ... | ... |
| Total ... | 4,270 | ... | 2,088 | 64 | 31 | 837 | 671 | 1 | ... | 38 | 75 | 465 | 38 | ... |
| COURTS AT THE PRESIDENCY OR SEAT OF GOVERNMENT. | | | | | | | | | | | | | | |
| Presidency Small Cause Courts ... | 6,686 | ... | 1,496 | 44 | 539 | 4,137 | 62 | 7 | 2 | 244 | 123 | 32 | ... | 2 |
| Superior Courts ... ... ... | * 1,754 | ... | ... | ... | ... | ... | ... | ... | ... | ... | ... | ... | ... | ... |
| Total ... | 8,440 | ... | 1,496 | 44 | 539 | 4,137 | 62 | 7 | 2 | 244 | 123 | 32 | ... | ... |
| Grand Total ... | 299,487 | ... | 210,847 | 2,696 | 16,657 | 27,350 | 3,137 | 102 | 33 | 18,136 | 11,877 | 6,898 | 699 | ... |

* The total number disposed of.

# F.—JUDICIAL STATEMENTS—(CIVIL)—*continued.*

## (43)—*Statement showing the business of the civil appellate courts of the province of Madras in the year* 1890.

### PART I.—APPEALS FROM DECREES.

| Class of courts. | Total number of appeals before the courts. | Transferred to courts in other provinces. | Decisions confirmed, section 551, C.P.C. | Dismissed for default or otherwise not prosecuted. | Heard *ex parte*. | | | | Contested. | | | | Pending. | Of these pending more than three months. | Average duration of appeals. | Objections under section 561, Act XIV of 1882. |
|---|---|---|---|---|---|---|---|---|---|---|---|---|---|---|---|---|
| | | | | | Confirmed. | Modified. | Reversed. | Remanded. | Confirmed. | Modified. | Reversed. | Remanded. | | | | |
| 1 | 2 | 3 | 4 | 5 | 6 | 7 | 8 | 9 | 10 | 11 | 12 | 13 | 14 | 15 | 16 | 17 |
| COURTS IN THE INTERIOR. | | | | | | | | | | | | | | | | |
| *Appeals from Original Decrees.* | | | | | | | | | | | | | | | | |
| A.—*Civil Courts.* | | | | | | | | | | | | | | | | |
| District Appellate Courts other than Chief Courts of Districts... | 4,225 | ... | 80 | 213 | 30 | 13 | 19 | 11 | 1,593 | 404 | 515 | 171 | 1,176 | 587 | 126 | 172 |
| Chief Appellate Courts of Districts ... | 10,559 | ... | 598 | 548 | 100 | 35 | 27 | 72 | 2,723 | 1,018 | 938 | 475 | 3,971 | 2,593 | 188 | 540 |
| Superior Appellate Courts other than Chief Court of Province ... | ... | ... | ... | ... | ... | ... | ... | ... | ... | ... | ... | ... | ... | ... | ... | ... |
| Total ... | 14,784 | ... | 678 | 761 | 130 | 48 | 46 | 83 | 4,321 | 1,422 | 1,503 | 646 | 5,147 | 2,919 | ... | 712 |
| B.—*Revenue Courts.* | | | | | | | | | | | | | | | | |
| Collectors' Appellate Courts ... | ... | ... | ... | ... | ... | ... | ... | ... | ... | ... | ... | ... | ... | ... | ... | ... |
| COURTS AT THE PRESIDENCY OR SEAT OF GOVERNMENT. | | | | | | | | | | | | | | | | |
| *Chief Court of Province.* | | | | | | | | | | | | | | | | |
| Appeals from Original Decrees ... | 550 | ... | ... | 7 | 5 | 2 | 1 | 1 | 170 | 87 | 33 | 10 | 278 | 227 | 434 | 24 |
| Appeals from Appellate Decrees. | 3,031 | ... | 101 | 216 | 41 | 6 | 5 | 1 | 717 | 138 | 227 | 66 | 1,453 | 1,323 | 374 | 78 |
| Total ... | 3,581 | ... | 101 | 223 | 46 | 8 | 6 | 2 | 887 | 175 | 260 | 82 | 1,761 | 1,510 | ... | 102 |
| Grand Total ... | 18,365 | ... | 779 | 984 | 176 | 56 | 52 | 84 | 5,208 | 1,597 | 1,763 | 728 | 6,908 | 4,429 | ... | 814 |

## PART II.—MISCELLANEOUS (JUDICIAL) CASES BEFORE APPELLATE COURTS.

| Class of courts. | Miscellaneous cases before appellate courts. | Transferred to courts in other provinces. | Decisions confirmed, section 551, C.P.C. | Dismissed for default or otherwise not prosecuted. | Heard *ex parte*. | | | | Contested. | | | | Pending. | Of these pending more than three months. | Average duration of miscellaneous cases before appellate courts. | Objections under Section 561, Act XIV of 1882. |
|---|---|---|---|---|---|---|---|---|---|---|---|---|---|---|---|---|
| | | | | | Confirmed. | Modified. | Reversed. | Remanded. | Confirmed. | Modified. | Reversed. | Remanded. | | | | |
| 1 | 2 | 3 | 4 | 5 | 6 | 7 | 8 | 9 | 10 | 11 | 12 | 13 | 14 | 15 | 16 | 17 |
| COURTS IN THE INTERIOR. | | | | | | | | | | | | | | | | |
| *Appeals from Original Orders.* | | | | | | | | | | | | | | | | |
| A.—*Civil Courts.* | | | | | | | | | | | | | | | | |
| District Appellate Courts other than Chief Courts of Districts... | 29 | ... | 2 | ... | ... | ... | 1 | 1 | 8 | 7 | 2 | 3 | 5 | 1 | 106 | 2 |
| Chief Appellate Courts of Districts ... | 804 | ... | 80 | 55 | 26 | 3 | 30 | ... | 312 | 31 | 119 | 34 | 114 | 12 | 79 | 15 |
| Superior Appellate Courts other than Chief Court of Province ... | ... | ... | ... | ... | ... | ... | ... | ... | ... | ... | ... | ... | ... | ... | ... | ... |
| Total ... | 833 | ... | 82 | 55 | 26 | 3 | 31 | 1 | 320 | 38 | 121 | 37 | 119 | 13 | ... | 17 |
| B.—*Revenue Courts.* | | | | | | | | | | | | | | | | |
| Collectors' Appellate Courts ... | ... | ... | ... | ... | ... | ... | ... | ... | ... | ... | ... | ... | ... | ... | ... | ... |
| COURTS AT THE PRESIDENCY OR SEAT OF GOVERNMENT. | | | | | | | | | | | | | | | | |
| *Chief Court of Province.* | | | | | | | | | | | | | | | | |
| Appeals from Original Orders ... | 146 | ... | ... | 8 | 1 | ... | ... | ... | 45 | 5 | 7 | 11 | 69 | 58 | 289 | ... |
| Appeals from Appellate Orders ... | 9 | ... | ... | ... | ... | ... | ... | ... | 6 | ... | ... | ... | 3 | 2 | 240 | ... |
| Total ... | 155 | ... | ... | 8 | 1 | ... | ... | ... | 51 | 5 | 7 | 11 | 72 | 60 | ... | ... |
| Grand Total ... | 988 | ... | 82 | 63 | 27 | 3 | 31 | 1 | 371 | 43 | 128 | 48 | 191 | 73 | ... | 17 |



# F.—JUDICIAL STATEMENTS—(CIVIL)—*continued.*

## (44)—*Statement showing the result of proceedings on applications for the execution of the decrees of the civil and revenue courts in the province of Madras in the year* 1890.

| Class of courts. | Total number of applications for the execution of decrees before the courts. | Applications disposed of | | | | Pending at the end of the year. | Number of applications pending more than three months at the close of the year. | Amount realized | | Number of applications | | | | | | | | | | |
|---|---|---|---|---|---|---|---|---|---|---|---|---|---|---|---|---|---|---|---|---|
| | | By transfer. | Satisfaction obtained in full. | Satisfaction obtained in part. | Wholly infructuous. | | | With the issue of process. | Without the issue of process. | On which the judgment debtor was imprisoned. | On which he was arrested, but released without imprisonment. | On which movable property | | On which immovable property | | | On which possession was given | | On which specific performance was enforced. | On which partition was effected. | On which execution was effected otherwise than in the preceding columns. |
| | | | | | | | | | | | | Was sold. | Was attached, but subsequently released. | Was sold. | Was dealt with under Sections 305, 322, or 326, Act XIV of 1882. | Was attached, but subsequently released under Section 276. | Of movables. | Of immovables. | | | |
| 1 | 2 | 3 | 4 | 5 | 6 | 7 | 8 | 9 | 10 | 11 | 12 | 13 | 14 | 15 | 16 | 17 | 18 | 19 | 20 | 21 | 22 |
| | | | | | | | | RS. | RS. | | | | | | | | | | | | |
| COURTS IN THE INTERIOR. | | | | | | | | | | | | | | | | | | | | | |
| I.—*Civil Courts.* | | | | | | | | | | | | | | | | | | | | | |
| Unpaid Tribunals ... ... | ... | ... | ... | ... | ... | ... | ... | ... | ... | ... | ... | ... | ... | ... | ... | ... | ... | ... | ... | ... | ... |
| Village Courts ... ... | ... | ... | ... | ... | ... | ... | ... | ... | ... | ... | ... | ... | ... | ... | ... | ... | ... | ... | ... | ... | ... |
| Paid Sub-Divisional Tribunals | 108,581 | 869 | 30,758 | 17,869 | 40,344 | 18,741 | 2,815 | 28,27,886 | 8,52,373 | 577 | 6,189 | 2,012 | 2,615 | 8,190 | 183 | 2,372 | 53 | 6,732 | 57 | 61 | 60,030 |
| Small Cause Courts (Cantt.)... | 100 | ... | 100 | ... | ... | ... | ... | 620 | 2,500 | ... | 2 | 19 | 29 | ... | ... | ... | ... | ... | ... | ... | 50 |
| District Courts other than Chief Courts of Districts ... | 1,143 | 136 | 331 | 141 | 242 | 293 | 130 | 10,57,151 | 1,01,041 | 6 | 19 | 35 | 27 | 52 | 1 | 18 | 4 | 44 | 4 | 1 | 503 |
| Total ... | 109,824 | 1,005 | 31,189 | 18,010 | 40,586 | 19,034 | 2,945 | 38,65,657 | 9,55,914 | 583 | 6,210 | 2,066 | 2,571 | 8,242 | 184 | 2,390 | 57 | 6,776 | 61 | 62 | 60,583 |
| II.—*Revenue Courts.* | | | | | | | | | | | | | | | | | | | | | |
| Unpaid Local Tribunals ... | ... | ... | ... | ... | ... | ... | ... | ... | ... | ... | ... | ... | ... | ... | ... | ... | ... | ... | ... | ... | ... |
| Other Subordinate Courts ... | 875 | 2 | 380 | 3 | 11 | 479 | 30 | 2,038 | 2,214 | ... | ... | 1 | 7 | ... | ... | 4 | ... | 75 | ... | ... | 307 |
| District Courts ... ... ... | ... | ... | ... | ... | ... | ... | ... | ... | ... | ... | ... | ... | ... | ... | ... | ... | ... | ... | ... | ... | ... |
| Total ... | 875 | 2 | 380 | 3 | 11 | 479 | 30 | 2,038 | 2,214 | ... | ... | 1 | 7 | ... | ... | 4 | ... | 75 | ... | ... | 307 |
| COURTS AT THE PRESIDENCY OR SEAT OF GOVERNMENT. | | | | | | | | | | | | | | | | | | | | | |
| Presidency Small Cause Court. | 13,502 | 512 | 4,101 | 727 | 5,991 | 2,171 | 609 | 95,389 | 90,220 | 393 | 520 | 744 | 629 | ... | ... | ... | ... | 118 | ... | ... | 8,415 |
| Superior Courts ... ... | 537 | 22 | 188 | 13 | 14 | 300 | ... | ... | ... | 12 | 8 | 2 | 3 | 12 | ... | 5 | ... | 30 | ... | ... | 143 |
| Total... | 14,039 | 534 | 4,289 | 740 | 6,005 | 2,471 | 609 | 95,389 | 90,220 | 405 | 528 | 746 | 632 | 12 | ... | 5 | ... | 148 | ... | ... | 8,558 |
| Grand Total ... | 124,738 | 1,541 | 35,858 | 18,753 | 46,602 | 21,984 | 3,584 | 39,63,084 | 10,48,345 | 988 | 6,738 | 2,813 | 3,210 | 8,254 | 184 | 2,399 | 57 | 6,999 | 61 | 62 | 69,448 |

# F.—JUDICIAL STATEMENTS—(CIVIL)—*continued.*

## (45)—*Statement showing the number and result of applications and proceedings under Chapter XX, Act XIV of* 1882, *in the province of Madras in the year* 1890.

| Class of courts. | Applications for a declaration of insolvency. | | | | | | Amount of creditors' claims dealt with during the year. | | Gross amount of insolvents' assets realized and disbursed. | |
|---|---|---|---|---|---|---|---|---|---|---|
| | Total number for hearing. | Transferred to another province, withdrawn, &c. | Granted. | | Rejected. | | Pending at the close of the year. | Number of insolvents discharged during the year under Section 355. | Number of insolvents' estates in the hands of receivers in which proceedings were finally closed during the year. | Admitted. | Satisfied. | Realized during the year. | Disbursed during the year. |
| | | | A receiver being appointed. | A receiver not being appointed. | Penal Proceedings under Section 359 not being taken. | Sentence of imprisonment being passed under Section 359. | Applicant being sent to the Magistrate to be dealt with. | | | | | | |
| 1 | 2 | 3 | 4 | 5 | 6 | 7 | 8 | 9 | 10 | 11 | 12 | 13 | 14 | 15 |
| Courts other than Chief Courts of Districts ... ... ... ... | 443 | 149 | 9 | 88 | 119 | 2 | 1 | 75 | 10 | 3 | 7,824 | ... | 2,311 | 3,338 |
| Chief Courts of Districts ... ... | 14 | 1 | 1 | 2 | 6 | 2 | ... | 2 | 2 | 1 | ... | ... | ... | ... |
| Superior Courts ... ... ... | ... | ... | ... | ... | ... | ... | ... | ... | ... | ... | ... | ... | ... | ... |
| Total ... | 457 | 150 | 10 | 90 | 125 | 4 | 1 | 77 | 12 | 4 | 7,824 | ... | 2,311 | 3,338 |

## G.—REGISTRATION.

### (46)—*Statement of deeds registered in the Registration Offices of the Madras Presidency in the year* 1890-91.

| Districts. | Number of Registration offices. | Registrations affecting immovable property, Book I. | | | | | | | | | | | | | | | | | | | | Registrations affecting movable property, Book IV. | | | | | | |
|---|---|---|---|---|---|---|---|---|---|---|---|---|---|---|---|---|---|---|---|---|---|---|---|---|---|---|---|---|
| | | Compulsory. | | | | | | | | Optional. | | | | | | | | | | | | Compulsory. | | Optional. | | | | |
| | | Instruments of gift (Section 17, Clause *a*). | Instruments of sale or exchange of the value of Rs. 100 and upwards. | Instruments of sale or exchange of value less than Rs. 100 (Sections 54 and 118 of the Transfer of Property Act). | Instruments of mortgage of the value of Rs. 100 and upwards. | Other instruments registered under Section 17, clauses *b* and *c* or section 5 of the Indian Trusts Act of 1882. | Perpetual leases (Section 17, Clause *d*). | All leases (other than perpetual leases) which have been compulsorily registered under Section 17, Clause *d*. | Total of compulsory registrations. | Ordinary fees paid for the same. | Instruments of sale or exchange of value less than Rs. 100. | Instruments of mortgage of value less than Rs. 100. | Other instruments registered under Section 18, Clauses *a* and *b*. | Leases for one year or less (Section 18, Clause *e*). | Leases exempted under the proviso in Section 17. | Awards (Section 17, Clause *i*). | Miscellaneous registrations other than certified copies of decrees and orders of court. | Certified copies of decrees and orders of court. | Total of optional registrations relating to immovable property. | Ordinary fees paid for the same. | Total value of immovable property transferred. | Instruments of gift (Section 123, Clause 2 of the Transfer of Property Act). | Instruments of sale, &c., of movable property. | Obligations for the payment of money (Section 18, Clause *f*). | All other documents registered under Section 18, Clause *f*. | Total of registrations in Book IV. | Ordinary fees paid for the same. | Number of sealed covers deposited, Book V. |
| 1 | 2 | 3 | 4*a* | 4*b* | 5 | 6 | 7 | 8 | 9 | 10 | 11 | 12 | 13 | 14 | 14*a* | 15 | 16 | 17 | 18 | 19 | 20 | 21 | 22 | 23 | 24 | 25 | 26 | 27 |
| | | | | | | | | | | Rs. A. P. | | | | | | | | | | Rs. A. P. | Rs. | | | | | | Rs. A. P. | |
| Office of Inspector-Genl. of Registration. | ... | ... | ... | ... | ... | ... | ... | ... | ... | ... | ... | ... | ... | ... | ... | ... | ... | ... | ... | ... | ... | ... | ... | ... | ... | ... | ... | ... |
| Madras District ... | 2 | 63 | 1,772 | 214 | 2,215 | 243 | ... | 1,312 | 5,819 | 15,057 10 0 | ... | 104 | 15 | 81 | 32 | 25 | 265 | 3 | 523 | 1,228 15 0 | 74,27,966 | 3 | 44 | 202 | 416 | 665 | 2,357 3 0 | 4 |
| Ganjam do. ... | 12 | 53 | 2,050 | 2,683 | 2,299 | 136 | 22 | 541 | 7,884 | 10,445 12 0 | ... | 2,224 | 42 | 145 | 336 | 15 | 69 | 3 | 2,834 | 2,287 15 0 | 20,61,720 | 1 | 28 | 525 | 289 | 843 | 1,529 2 0 | ... |
| Vizagapatam do. ... | 14 | 76 | 1,551 | 1,031 | 2,906 | 233 | 21 | 711 | 6,529 | 10,662 15 0 | ... | 936 | 45 | 306 | 417 | 8 | 105 | 3 | 1,820 | 1,564 2 0 | 31,20,396 | 4 | 49 | 505 | 331 | 889 | 2,111 8 0 | 1 |
| Godávari do. ... | 22 | 471 | 5,920 | 6,562 | 8,117 | 890 | 125 | 4,644 | 26,729 | 35,229 5 0 | ... | 5,717 | 235 | 521 | 2,256 | 4 | 288 | 4 | 9,025 | 7,043 7 0 | 72,59,050 | 8 | 238 | 2,715 | 1,253 | 4,214 | 7,086 5 0 | 3 |
| Kistna do. ... | 17 | 396 | 5,127 | 5,120 | 5,052 | 350 | 24 | 1,602 | 17,671 | 23,223 6 0 | ... | 2,664 | 94 | 83 | 470 | 33 | 139 | 4 | 3,487 | 3,096 13 0 | 40,91,857 | 2 | 46 | 439 | 697 | 1,184 | 2,560 15 0 | ... |
| Nellore do. ... | 17 | 169 | 2,005 | 3,313 | 3,152 | 265 | 30 | 2,364 | 11,298 | 13,273 0 0 | ... | 2,036 | 87 | 106 | 355 | 5 | 89 | 3 | 2,681 | 2,240 10 0 | 24,54,451 | 4 | 57 | 361 | 258 | 680 | 1,331 14 0 | ... |
| Cuddapah do. ... | 13 | 226 | 3,387 | 7,193 | 1,036 | 277 | 46 | 215 | 12,350 | 12,635 15 0 | ... | 923 | 98 | 74 | 124 | 8 | 153 | 5 | 1,385 | 1,239 1 0 | 16,27,886 | 13 | 58 | 155 | 373 | 599 | 1,395 0 0 | 1 |
| Kurnool do. ... | 14 | 194 | 1,639 | 3,412 | 1,542 | 185 | 4 | 260 | 7,236 | 7,775 4 0 | ... | 1,615 | 63 | 12 | 124 | ... | 50 | ... | 1,869 | 1,496 7 0 | 10,61,948 | 5 | 48 | 157 | 260 | 470 | 1,003 6 0 | 1 |
| Bellary and Anantapur Districts. | 21 | 240 | 3,191 | 4,654 | 3,700 | 271 | 4 | 273 | 12,333 | 15,120 3 0 | ... | 1,764 | 52 | 130 | 112 | ... | 102 | ... | 2,160 | 1,862 3 0 | 24,73,552 | 8 | 58 | 415 | 470 | 951 | 2,133 11 0 | ... |
| Chingleput District ... | 12 | 125 | 3,815 | 6,290 | 5,028 | 364 | 81 | 879 | 16,582 | 20,657 0 0 | ... | 5,739 | 137 | 220 | 378 | 6 | 142 | ... | 6,622 | 5,212 5 0 | 38,11,523 | 4 | 44 | 607 | 269 | 924 | 1,320 5 0 | ... |
| North Arcot do. ... | 19 | 272 | 6,595 | 11,827 | 8,630 | 601 | 149 | 1,158 | 29,232 | 35,292 10 0 | ... | 9,398 | 197 | 259 | 456 | 6 | 173 | 2 | 10,491 | 8,395 15 0 | 66,39,617 | 9 | 60 | 954 | 604 | 1,636 | 2,763 12 0 | ... |
| South Arcot do. ... | 22 | 199 | 6,201 | 15,585 | 8,120 | 778 | 15 | 524 | 31,422 | 35,004 12 0 | ... | 14,097 | 495 | 479 | 844 | 17 | 365 | 1 | 16,298 | 12,591 9 0 | 55,98,647 | 1 | 76 | 629 | 423 | 1,129 | 1,739 0 0 | ... |
| Tanjore do. ... | 26 | 469 | 11,424 | 10,855 | 16,916 | 2,280 | 190 | 3,571 | 45,705 | 68,001 8 0 | ... | 12,178 | 585 | 952 | 3,642 | 230 | 1,236 | 43 | 18,866 | 15,792 8 0 | 1,59,66,616 | 13 | 97 | 1,467 | 1,238 | 2,815 | 4,401 10 0 | 2 |
| Tinnevelly do. ... | 27 | 303 | 14,125 | 14,582 | 24,214 | 2,072 | 94 | 837 | 56,227 | 77,550 11 0 | ... | 21,749 | 640 | 340 | 708 | 2 | 1,868 | 2 | 25,318 | 21,483 6 0 | 1,57,51,880 | 3 | 297 | 2,274 | 1,326 | 3,709 | 4,914 9 0 | 1 |
| Madura do. ... | 27 | 218 | 9,475 | 10,421 | 20,822 | 1,171 | 284 | 1,225 | 44,016 | 60,962 9 0 | ... | 22,492 | 481 | 355 | 781 | 24 | 570 | 3 | 24,706 | 19,782 15 0 | 1,30,68,908 | 1 | 126 | 2,450 | 1,032 | 3,609 | 5,581 13 0 | ... |
| Trichinopoly do. ... | 11 | 163 | 5,065 | 7,763 | 7,663 | 776 | 46 | 1,199 | 22,680 | 29,269 0 0 | ... | 6,966 | 430 | 399 | 997 | 3 | 191 | ... | 8,986 | 6,987 11 0 | 57,87,743 | 2 | 34 | 1,318 | 482 | 1,836 | 2,227 6 0 | ... |
| Salem do. ... | 20 | 114 | 5,210 | 7,312 | 6,840 | 695 | 275 | 787 | 21,233 | 25,617 5 0 | ... | 6,491 | 179 | 233 | 649 | 5 | 326 | 3 | 7,896 | 6,423 11 0 | 45,52,778 | 7 | 36 | 1,093 | 440 | 1,576 | 2,194 1 0 | ... |
| Coimbatore do. ... | 23 | 175 | 8,177 | 7,744 | 12,472 | 1,403 | 120 | 1,807 | 31,898 | 43,749 6 0 | ... | 9,133 | 562 | 261 | 1,123 | 5 | 498 | 1 | 11,583 | 9,015 2 0 | 91,35,235 | 5 | 42 | 1,974 | 526 | 2,547 | 3,553 14 0 | ... |
| South Canara do. ... | 15 | 80 | 1,386 | 543 | 3,694 | 2,219 | 2,263 | 932 | 11,167 | 19,056 3 0 | ... | 765 | 890 | 728 | 303 | 1 | 805 | 3 | 3,494 | 3,618 11 0 | 56,08,914 | 9 | 141 | 1,603 | 1,324 | 3,077 | 3,898 0 0 | ... |
| Tellicherry do. ... | 16 | 646 | 1,007 | 386 | 9,260 | 3,678 | 116 | 13,389 | 28,476 | 29,507 4 0 | ... | 14,116 | 5,674 | 1,584 | 4,809 | 1 | 824 | 1 | 27,009 | 16,636 9 0 | 55,20,243 | 11 | 153 | 2,288 | 1,455 | 3,887 | 4,683 11 0 | ... |
| Calicut do. ... | 23 | 179 | 1,833 | 1,398 | 14,886 | 8,400 | 23 | 5,979 | 62,698 | 47,523 3 0 | ... | 25,128 | 10,677 | 10,686 | 609 | 6 | 1,573 | 2 | 48,681 | 33,720 7 0 | 1,19,40,401 | 12 | 182 | 3,856 | 2,614 | 6,604 | 8,057 9 0 | 1 |
| Nilgiris do. ... | 3 | 9 | 230 | 316 | 319 | 83 | ... | 36 | 993 | 3,503 9 0 | ... | 102 | 11 | 6 | 3 | ... | 20 | ... | 142 | 175 4 0 | 34,07,577 | 1 | 2 | 71 | 61 | 135 | 365 4 0 | ... |
| Total ... | 381 | 4,847 | 101,185 | 129,604 | 168,983 | 27,370 | 3,926 | 44,295 | 480,210 | 6,39,118 6 0 | ... | 166,338 | 21,692 | 17,969 | 19,528 | 404 | 9,861 | 86 | 235,878 | 1,81,950 10 0 | 13,89,69,948 | 126 | 1,905 | 26,058 | 16,040 | 44,129 | 67,374 14 0 | 14 |

## G.—REGISTRATION—*continued.*

(46)—*Statement of deeds registered in the Registration Offices of the Madras Presidency in the year* 1890-91—*continued.*

| Districts. | Number of wills registered, Book III. | Number of written authorities to adopt other than those conferred by wills, Book III. | Number of registrations under Section 24. | Number of registrations under Section 34. | Number of refusals to register. | Number of powers-of-attorney attested. | Number of searches or applications for copies. | Total ordinary fees, including the entries in columns 10, 19 and 26, and the total fees paid for registration under columns 23 and 25. | Amount of ordinary fees collected in advance during the several months of the year for which registration has been completed subsequently. | Total ordinary fees on registered and unregistered documents. | Deduct amount of ordinary fees collected in advance on documents not admitted to registration in the several months of the year, but for which registration has been completed subsequently. | Balance showing the actual collections of the year (ordinary fees). | Total extraordinary fees and fines. | Amount of extraordinary fees and fines collected in advance during the several months of the year on instruments not admitted to registration. | Total extraordinary fees and fines on registered and unregistered documents. | Deduct amount of extraordinary fees and fines collected in advance on documents not admitted to registration in the several months of the year for which registration has been completed subsequently. | Balance showing the actual collections of the year (extraordinary fees and fines). | Total expenditure. | Remarks. |
|---|---|---|---|---|---|---|---|---|---|---|---|---|---|---|---|---|---|---|---|
| | 28 | 29 | 30 | 31 | 32 | 33 | 34 | 35 | 35(*a*) | 35(*b*) | 35(*c*) | 35(*d*) | 36 | 36(*a*) | 36(*b*) | 36(*c*) | 36(*d*) | 37 | 38 |
| | | | | | | | | Rs. A. P. | Rs. A. P. | Rs. A. P. | Rs. A. P. | Rs. A. P. | Rs. A. P. | Rs. A. P. | Rs. A. P. | Rs. A. P. | Rs. A. P. | Rs. A. P. | (*a*) Includes the following items:— Estimated value of paper for registers, office stationery, packing materials, registration ink, and printing and binding done at Govt. Press, Rs. 28,250-5-5; estimated value of P. W. Workshop bills, &c., Rupees 27-0-11; & amount debited for buildings Rs. 61,184-8-6. (*b*) Includes Rs. 38-6-4, the value of office stationery and Rs. 57-14-10 estimated value of P. W. Workshop bills. (*c*) Includes Rs. 99-14-0, the estimated value of P. W. Workshop bills. |
| Office of Inspector-General of Registration. | ... | ... | ... | ... | ... | ... | ... | 18,852 5 0 | ... | 6,145 11 0 | 162 1 0 | ... | 6,307 12 0 | 150 13 0 | 10,256 10 11 | 82 11 0 | 10,153 15 11 | 20,687 3 7 | |
| Madras | 78 | ... | 17 | 18 | 7 | 392 | 1,084 | 14,678 12 0 | 185 0 0 | 3,158 1 4 | 26 8 0 | 184 5 0 | 3,184 9 4 | 53 8 0 | 7,329 14 7 | 112 13 0 | 7,217 1 7 | 33,211 7 10 | |
| Ganjam do. | 63 | 6 | 3 | 12 | 32 | 105 | 894 | 14,677 0 0 | 158 4 0 | 7,081 11 3 | 206 12 0 | 103 5 0 | 7,288 7 3 | 246 12 0 | 4,492 11 3 | 122 0 0 | 4,370 11 3 | 35,615 8 4 | |
| Vizagapatam do. | 76 | 1 | 11 | 7 | 33 | 197 | 1,459 | 14,607 0 0 | 102 10 0 | 11,118 1 10 | 227 15 0 | 139 10 0 | 11,846 0 10 | 290 3 0 | 17,555 11 0 | 846 4 0 | 17,021 13 0 | 54,370 9 2 | |
| Godávari do. | 182 | 2 | 18 | 63 | 110 | 278 | 4,038 | 20,317 2 0 | 695 14 0 | 15,622 0 11 | 233 0 0 | 221 9 0 | 15,985 4 6 | 332 0 0 | 17,544 11 0 | 222 2 0 | 17,321 9 0 | 56,814 15 3 | |
| Kistna do. | 107 | 2 | 38 | 63 | 122 | 270 | 1,893 | 17,227 8 0 | 475 14 0 | 3,020 8 6 | 84 12 0 | 3,105 4 6 | 3,105 4 6 | 68 8 0 | 17,407 3 1 | 376 10 0 | 17,030 9 1 | 40,538 2 6 | |
| Nellore do. | 135 | 1 | 21 | 25 | 36 | 89 | 1,545 | 17,769 0 0 | 210 4 0 | 2,077 13 3 | 71 2 0 | 2,748 15 3 | 2,748 15 3 | 74 2 0 | 12,467 7 11 | 103 6 0 | 12,459 1 11 | 24,425 8 10 | |
| Cuddapah do. | 124 | ... | 22 | 23 | 44 | 45 | 1,259 | 10,644 1 0 | 77 12 0 | 1,639 2 3 | 0 8 0 | 1,639 10 3 | 1,659 10 3 | 29 4 0 | 8,617 7 11 | 201 13 0 | 8,415 10 11 | 27,320 0 2 | |
| Kurnool do. | 76 | ... | 3 | 3 | 13 | 39 | 1,763 | 10,644 1 0 | 118 8 0 | 3,861 1 9 | 28 4 0 | 3,889 5 9 | 3,889 5 9 | ... | 6,741 2 11 | 118 13 0 | 6,622 5 11 | 38,009 11 5 | |
| Bellary and Anantapur Districts. | 82 | ... | 6 | 11 | 16 | 83 | 1,240 | 19,445 1 0 | ... | ... | ... | ... | ... | ... | 10,310 3 0 | 283 4 0 | 10,027 6 9 | 10,637 2 10 | |
| Chingleput District | 89 | ... | 22 | 40 | 56 | 106 | 2,109 | 27,546 10 0 | 212 4 0 | 10,145 15 11 | 82 11 0 | 10,063 4 11 | 10,063 4 11 | 359 1 0 | 12,064 14 4 | 83 4 0 | 11,980 10 4 | 24,876 14 1 | |
| North Arcot do. | 182 | ... | 64 | 96 | 112 | 175 | 2,733 | 47,181 5 0 | 470 5 0 | 7,277 11 3 | 122 0 0 | 7,155 11 3 | 7,155 11 3 | 84 4 0 | 14,366 13 4 | 71 3 0 | 14,295 10 4 | 33,513 7 8 | |
| South Arcot do. | 136 | 1 | 134 | 77 | 133 | 143 | 3,031 | 50,875 10 0 | 457 5 0 | 4,492 11 3 | 816 4 0 | 3,676 7 3 | 3,676 7 3 | 434 4 0 | 1,110 12 2 | 434 4 0 | 1,105 4 2 | 61,082 7 8 | |
| Tanjore do. | 324 | 1 | 336 | 106 | 227 | 628 | 5,767* | 80,532 7 0 | 1,627 14 0 | 17,544 11 0 | 222 2 0 | 17,321 9 0 | 17,321 9 0 | ... | ... | ... | ... | 5,158 1 10 | |
| Tinnevelly do. | 153 | ... | 18 | 26 | 97 | 271 | 6,702 | 1,04,480 10 0 | 1,351 6 0 | 12,467 3† 1 | 376 10 0 | 12,090 9 1 | 12,090 9 1 | ... | ... | ... | ... | 1,04,832 0 0 | |
| Madura do. | 235 | ... | 25 | 50 | 152 | 528 | 5,575 | 86,766 5 0 | 646 1 0 | 8,617 7 11 | 103 6 0 | 8,513 1 11 | 8,513 1 11 | ... | ... | ... | ... | 87,401 6 0 | |
| Trichinopoly do. | 110 | 3 | 47 | 88 | 56 | 190 | 2,719 | 38,933 1 0 | 436 13 0 | 6,741 2 11 | 118 13 0 | 6,622 5 11 | 6,622 5 11 | ... | ... | ... | ... | 30,369 14 0 | |
| Salem do. | 78 | 1 | 34 | 64 | 61 | 114 | 2,084 | 34,549 1 0 | 379 1 0 | 10,310 3 0 | 283 4 0 | 10,027 6 9 | 10,027 6 9 | ... | ... | ... | ... | 34,028 2 0 | |
| Coimbatore do. | 72 | ... | 11 | 12 | 96 | 140 | 4,688 | 56,616 6 0 | 410 7 0 | 10,310 3 0 | 283 4 0 | 10,027 6 9 | 10,027 6 9 | ... | ... | ... | ... | 27,028 13 0 | |
| South Canara do. | 57 | ... | 9 | 54 | 54 | 310 | 3,832* | 26,800 14 0 | 631 3 0 | 10,310 3 0 | 283 4 0 | 10,027 6 9 | 10,027 6 9 | ... | ... | ... | ... | 27,432 1 0 | |
| Tellicherry do. | 10 | ... | 8 | 28 | 59 | 226 | 3,176 | 50,053 8 0 | 275 1 0 | 10,310 3 0 | 283 4 0 | 10,027 6 9 | 10,027 6 9 | ... | ... | ... | ... | 51,228 9 0 | |
| Calicut do. | 49 | ... | 58 | 57 | 100 | 534 | 5,524 | 89,497 3 0 | 738 13 0 | 10,310 3 0 | 283 4 0 | 10,027 6 9 | 10,027 6 9 | ... | ... | ... | ... | 90,236 0 0 | |
| Nilgiris do. | 2 | ... | 3 | 1 | 6 | 53 | 271 | 4,052 1 0 | 36 12 0 | 10,310 3 0 | 283 4 0 | 10,027 6 9 | 10,027 6 9 | ... | ... | ... | ... | 4,088 13 0 | |
| Total.. | 2239 | 15 | 959 | 988 | 1,647 | 4,970 | 63,311 | 8,97,447 10 0 | 8,084 6 0 | 1,76,468 1 10 | 3,019 12 0 | 1,73,448 13 10 | 1,80,377 13 10 | 4,702 5 0 | 10,256 10 11 | 1,110 12 2 | 9,146 13 9 | 7,67,891 6 6 | |



## H.—MILITARY.

(47)—*Statement showing the strength, caste and other particulars of the Army attached to the Madras Presidency in the year* 1890-91.

| Army service. | Total number of fighting officers and men. | | | | | | | Detail of force at the end of the year. | | | | | | |
|---|---|---|---|---|---|---|---|---|---|---|---|---|---|---|
| | Remaining at the end of last year. | Recruited this year. | Dead. | | | Invalided. | Discharged, deserted, &c. | Remaining at the end of the year. | Number of regiments, battalions or batteries. | Number of guns. | Number of men. | | | | |
| | | | In action. | Otherwise. | Total. | | | | | | European commissioned officers. | Native commissioned officers. | Non-commissioned officers. | Fighting men. | Paid camp-followers and non-combatants. |
| British Cavalry ... ... ... | 1,312 | 172 | ... | 6 | 6 | 30 | 134 | 1,314 | 2 | ... | 61 | ... | 158 | 1,095 | 1,279 |
| British Sappers (K. Co., R.E.) | 45 | 7 | ... | 2 | 2 | ... | 3 | 47 | 1 | ... | ... | ... | 42 | 5 | ... |
| British Artillery ... ... ... | 2,344 | 1,030 | ... | 36 | 36 | 73 | 785 | 2,480 | 16 | 72 | 90 | ... | 330 | 2,060 | 2,456 |
| British Infantry ... ... ... | 9,723 | 5,180 | ... | 131 | 131 | 247 | 3,732 | 10,793 | 11 | ... | 325 | ... | 928 | 9,540 | 673 |
| Total ... | 13,424 | 6,389 | ... | 175 | 175 | 350 | 4,654 | 14,634 | 30 | 72 | 476 | ... | 1,458 | 12,700 | 4,408 |
| Native Cavalry ... ... ... | 1,894 | 136 | ... | 8 | 8 | 47 | 81 | 1,894 | 4 | ... | 39 | 49 | 244 | 1,562 | 2,118 |
| Native Queen's Own Sappers and Miners. | 1,343 | 100 | ... | 19 | 19 | 72 | 39 | 1,313 | 1 | ... | † 21 | 21 | 128 | 1,143 | 54 |
| Native Burma Sappers do. | 156 | 49 | *1 | 1 | 2 | ... | 40 | 163 | 1 | ... | 2 | 3 | 16 | 142 | 20 |
| Native Infantry ... ... ... | 25,247 | 4,775 | 3 | 557 | 560 | 2,616 | 1,059 | 25,787 | 32 | ... | 266 | 494 | 2,581 | 22,446 | 684 |
| Total ... | 28,640 | 5,060 | 4 | 585 | 589 | 2,735 | 1,219 | 29,157 | 38 | ... | 328 | 567 | 2,969 | 25,293 | 2,876 |
| Grand Total ... | 42,064 | 11,449 | 4 | 760 | 764 | 3,085 | 5,873 | 43,791 | 68 | 72 | 804 | 567 | 4,427 | 37,993 | 7,284 |

NOTE.—Medical Officers and Veterinary Surgeons not included.

* Officer.

† 1 Honorary Captain and Deputy Commissary and 1 Sergeant included.

# I.—MARINE.

(48)—*Statement showing the various Government vessels, &c., under the Madras Government in the year* 1890-91.

| Detail of vessels. | Tonnage of each vessel and horse-power and engines of a steamer. | Number of officers. | Number of men. | Total annual cost. | Total annual earnings. | Remarks. |
|---|---|---|---|---|---|---|
| 1 | 2 | 3 | 4 | 5 | 6 | 7 |
| SEA-GOING VESSELS. | | | | Rs. | Rs. | |
| S.S. *Margaret Northcote.* | ..... | ... | ... | ... | ... | Revenue Department Vessel. |
| RIVER-GOING VESSELS. | | | | | | |
| Steam Dredge (Priestman's). | Two horse-power ... | 1 | 9 | 2,544 | ... | At Cocanada. |
| Steam Dredge "Connemara." | ..... | ... | 11 | 3,683 | ... | At Cocanada; charge debitable to Landing and Shipping dues. |
| Steam Dredge "Cuddalore." | ..... | 1 | 5 | 316 | ... | At Cuddalore. |

(49)—*Statement showing the number of officers and men employed otherwise than in Government vessels in the Port Department under the Government of Madras during the official year* 1890-91.

| Description of establishment. | Number of officers. | Number of men. | Total annual cost. | Total annual earnings. |
|---|---|---|---|---|
| 1 | 2 | 3 | 4 | 5 |
| *Madras.* | | | Rs. | Rs. |
| Port establishment ... ... ... ... ... ... ... ... ... ... ... | | 96 | 51,416 | ... |
| Lighthouse do. ... ... ... ... ... ... ... ... ... ... ... | | 5 | 1,967 | ... |
| Divers' do. ... ... ... ... ... ... ... ... ... ... ... | | 2 | 1,800 | ... |
| Tide-gauge do. ... ... ... ... ... ... ... ... ... ... ... | 4 | 2 | 499 | ... |
| Marine police establishment ... ... ... ... ... ... ... ... ... | | ... | 5,382 | ... |
| Marine dispensary ... ... ... ... ... ... ... ... ... ... ... | | 2 | 5,232 | ... |
| Pilotage (Madras) ... ... ... ... ... ... ... ... ... ... ... | | ... | 23,262 | 28,674 |
| *Coast Ports.* | | | | |
| Port Officers and Conservators ... ... ... ... ... ... ... ... ... | 16 | 149 | 64,118 | ... |
| Lighthouses ... ... ... ... ... ... ... ... ... ... ... ... | ... | 83 | 17,105 | ... |
| Pilotage (Pámban and Cochin) ... ... ... ... ... ... ... ... ... | ... | ... | [illegible] | 14,362 |



303

# K.—COINAGE AND PAPER CURRENCY.

(50)—*Statement of coin and bullion of all kinds imported during the year* 1890-91.

| | Gold. | | Silver. | | Copper. | | Sovereigns imported during the year. |
|---|---|---|---|---|---|---|---|
| | By State. | Private. | By State. | Private. | By State. | Private. | |
| | Rs. | Rs. | Rs. | Rs. | | Rs. | |
| Imported from foreign ports ... | ... | 25,07,321 | ... | 7,31,745 | ... | *1,11,410 | Not known, being included with bullion. |
| Imported coastwise (excluding British ports within the Presidency) ... ... ... ... ... | ... | 85,260 | 20,00,000 | 3,18,785 | † | *1,17,182<br>‡ 125 | |
| *Total ... | ... | 25,92,581 | 20,00,000 | 10,50,530 | ... | 2,28,717 | |

* The whole represents the value of unwrought copper. † Not known, being included with other metals.
‡ This is the value of copper coins.

(51)—*Paper Currency—Madras and Calicut—for the year* 1890-91.

| Notes in circulation at the beginning of the year. Number and value of | | | Total value of notes cashed during the year. | Total value of notes issued during the year. | In circulation at the end of the year. Number and value of | | | Reserve at the end of the year stated in rupees. | | | | | | Securities. |
|---|---|---|---|---|---|---|---|---|---|---|---|---|---|---|
| Small notes under Rs. 50. | Notes of Rs. 50 and under Rs. 500. | Large notes of Rs. 500 and upwards. | | | Small notes under Rs. 50. | Notes of Rs. 50 and under Rs. 500. | Large notes of Rs. 500 and upwards. | Coin. | | | Bullion. | | | |
| | | | | | | | | Gold. | Silver. | Copper. | Gold. | Silver. | Copper. | |
| Value. Rs. 22,05,390 | Rs. 134,60,250 | Rs. 70,80,000 | Rs. 1,200,21,140 | Rs. 1,305,05,710 | Value. Rs. 25,65,910 | Rs. 160,21,500 | Rs. 207,04,000 | *Nil.* | Rs. 227,66,505 | *Nil.* | *Nil.* | Rs. 4,04,000 | *Nil.* | *Nil.* |
| No. 217,007 | No. 148,450 | No. 6,945 | | | No. 244,442 | No. 175,382 | No. 9,821 | | | | | | | |

305

# CHAPTER IV.—PRODUCTION AND DISTRIBUTION.

# A.—PRODUCE AND LABOUR.

## (52)—*Statement showing the prices of produce, &c., for the official year* 1890-91.

| Districts. | Prices per maund of 80 lbs. | | | | | | | | | | |
|---|---|---|---|---|---|---|---|---|---|---|---|
| | Rice (Oryza sativa) husked. | Wheat (Triticum vulgare). | Barley (Hordeum vulgare). | Cholam or Jowar (Sorghum vulgare). | Cumbu or Bazra (Pennisetum typhoideum). | Maize (Zea mays). | Gram (Cicer arietinum) | Linseed (Linum usitatissimum). | Til or Gingelly. | Sugar (Sorghum saccharatum) Gur or Jaggery. | Cotton cleaned. |
| 1 | 2 | 3 | 4 | 5 | 6 | 7 | 8 | 9 | 10 | 11 | 12 |
| | RS. A. P. | RS. A. P. | RS. A. P. | RS. A. P. | RS. A. P. | RS. A. P. | RS. A. P. | RS. A. P. | RS. A. P. | RS. A. P. | RS. A. P. |
| Ganjam ... ... ... ... ... ... ... | 2 3 9 | ... | ... | ... | 1 2 4 | ... | ... | ... | 3 5 5 | 3 11 5 | 16 10 11 |
| Vizagapatam ... ... ... ... ... ... | 2 8 3 | ... | ... | 1 5 10 | 1 2 5 | ... | ... | ... | 2 15 5 | 3 14 6 | 19 6 7 |
| Godávari ... ... ... ... ... ... ... | 2 1 5 | ... | ... | 1 9 7 | 1 6 6 | ... | 2 5 0 | ... | 5 0 0 | 3 4 0 | 10 0 0 |
| Kistna ... ... ... ... ... ... ... | 2 14 5 | 3 8 3 | ... | 1 14 7 | 1 14 2 | 1 6 11 | 2 6 4 | ... | ... | 4 13 10 | 16 12 0 |
| Nellore ... ... ... ... ... ... ... | 3 2 9 | ... | ... | 1 12 10 | 1 15 5 | ... | 2 12 3 | ... | 3 14 6 | 7 11 0 | 23 0 0 |
| Cuddapah ... ... ... ... ... ... ... | 3 1 3 | ... | ... | 1 7 2 | 1 10 1 | ... | ... | ... | ... | 5 2 8 | 16 9 0 |
| Anantapur ... ... ... ... ... ... ... | 2 14 1 | ... | ... | 1 6 0 | 1 9 1 | ... | 3 1 6 | ... | 3 12 5 | 4 7 2 | 17 5 9 |
| Bellary ... ... ... ... ... ... ... | 3 4 5 | 2 10 9 | ... | 1 7 7 | 1 10 9 | ... | 2 15 4 | 3 6 11 | 3 14 9 | 4 14 0 | 15 6 11 |
| Kurnool ... ... ... ... ... ... ... | 3 4 11 | 3 3 6 | ... | 1 6 10 | 1 13 6 | ... | 2 12 5 | 3 11 10 | 5 5 7 | 5 0 5 | 18 0 0 |
| Madras ... ... ... ... ... ... ... | ... | ... | ... | ... | ... | ... | ... | ... | ... | 5 15 3 | ... |
| Chingleput ... ... ... ... ... ... | 3 7 2 | ... | ... | 2 3 11 | 2 4 4 | ... | ... | ... | 6 0 0 | 5 13 1 | ... |
| North Arcot ... ... ... ... ... ... | 3 4 5 | ... | ... | 1 10 3 | 1 13 4 | ... | ... | ... | ... | 4 13 4 | ... |
| South Arcot ... ... ... ... ... ... | 3 4 5 | ... | ... | 1 12 5 | 1 12 5 | ... | ... | ... | 5 1 5 | 4 11 9 | 16 0 0 |
| Tanjore ... ... ... ... ... ... ... | 3 3 7 | ... | ... | 1 11 1 | 1 13 4 | ... | ... | ... | 5 12 3 | 5 2 3 | 17 4 8 |
| Trichinopoly ... ... ... ... ... ... | 3 9 2 | ... | ... | 1 8 10 | 1 13 8 | ... | ... | ... | 4 10 10 | 5 6 5 | 18 2 0 |
| Madura ... ... ... ... ... ... ... | 3 10 9 | ... | ... | 2 1 6 | 2 3 0 | ... | ... | ... | 5 2 5 | ... | 18 8 0 |
| Tinnevelly ... ... ... ... ... ... | 3 13 6 | ... | ... | 2 5 8 | 2 9 3 | ... | 3 5 9 | ... | 4 12 2 | 2 14 2 | 16 9 4 |
| Coimbatore ... ... ... ... ... ... | 3 7 2 | 4 4 9 | ... | 2 0 4 | 1 12 5 | ... | 3 4 7 | ... | 4 5 11 | 5 3 1 | 17 2 7 |
| Nilgiris ... ... ... ... ... ... ... | 4 1 4 | ... | 2 0 0 | ... | ... | ... | ... | ... | ... | 5 5 6 | ... |
| Salem ... ... ... ... ... ... ... | 3 3 2 | ... | ... | 1 12 8 | 1 11 4 | ... | 3 4 4 | ... | 4 5 3 | 5 3 8 | 17 10 0 |
| South Canara ... ... ... ... ... ... | 2 15 5 | ... | ... | ... | ... | ... | ... | ... | 4 2 8 | 5 8 2 | ... |
| Malabar ... ... ... ... ... ... ... | 3 7 8 | ... | ... | ... | ... | ... | ... | ... | 4 6 6 | 5 14 8 | ... |
| Average ... | 3 3 0 | 3 6 10 | 2 0 0 | 1 11 10 | 1 12 6 | 1 6 11 | 2 14 7 | 3 9 4 | 4 8 5 | 5 0 0 | 17 2 6 |

## A.—PRODUCE AND LABOUR—*continued.*

(52)—*Statement showing the prices of produce, &c., for the official year* 1890-91—continued.

Prices per maund of 80 lbs.—*cont.*

| Districts. | Jute (Corchorus olitorius). | Ghee (clarified butter). | Fodder. | | Jowar and Bajra. | Firewood per maund. | Salt per maund. | Iron per maund. | Plough Bullocks, each. | Sheep, each. | Fish per seer. |
|---|---|---|---|---|---|---|---|---|---|---|---|
| | | | Grass. | Straw. | | | | | | | |
| | 13 | 14 | 15 | 16 | 17 | 18 | 19 | 20 | 21 | 22 | 23 |
| | Rs. A. P. | Rs. A. P. | Rs. A. P. | Rs. A. P. | Rs. A. P. | Rs. A. P. | Rs. A. P. | Rs. A. P. | Rs. A. P. | Rs. A. P. | Rs. A. P. |
| Ganjam ... | ... | 27 9 3 | 0 4 0 | 0 7 0 | ... | 0 6 4 | 3 4 11 | 5 0 4 | 16 6 5 | 1 14 0 | 0 1 10 |
| Vizagapatam ... | ... | 23 6 8 | 0 2 2 | 0 6 6 | 0 2 10 | 0 4 7 | 3 4 11 | 4 13 7 | 14 1 5 | 1 14 2 | 0 2 7 |
| Godávari ... | ... | 25 0 0 | 0 4 0 | 0 6 0 | 0 5 0 | 0 4 0 | 3 7 8 | 5 0 0 | 25 0 0 | 2 0 0 | 0 2 6 |
| Kistna ... | ... | 28 8 3 | 0 5 0 | 0 10 0 | 0 12 0 | 0 4 11 | 3 4 0 | 3 13 0 | 67 14 8 | 2 6 7 | 0 4 0 |
| Nellore ... | ... | 20 12 6 | 0 6 0 | 0 4 0 | 0 3 0 | 0 3 7 | 3 2 0 | 3 2 0 | 44 10 11 | 2 8 11 | 0 2 9 |
| Cuddapah ... | ... | 27 3 3 | 0 5 3 | 0 9 8 | 0 5 7 | 0 5 4 | 3 6 8 | 5 12 4 | 30 8 5 | 2 4 11 | 0 3 11 |
| Anantapur ... | ... | 30 3 4 | 0 3 6 | 0 7 6 | 0 2 9 | 0 7 2 | 3 9 2 | 6 13 9 | 34 4 9 | 3 5 5 | 0 4 2 |
| Bellary ... | ... | 32 11 0 | 0 8 2 | 0 9 8 | 0 6 6 | 0 4 9 | 3 9 8 | 8 9 1 | 43 1 9 | 3 8 7 | ... |
| Kurnool ... | ... | 25 8 1 | 0 10 0 | 0 14 0 | 0 12 0 | 0 3 10 | 3 8 2 | 3 0 0 | 35 9 3 | 2 7 10 | 0 3 11 |
| Madras ... | ... | 33 2 4 | 0 6 5 | 0 6 5 | ... | 0 6 0 | 3 1 3 | 3 12 0 | 23 14 0 | 4 11 0 | 0 4 5 |
| Chingleput ... | ... | 32 11 11 | 0 2 7 | 0 4 10 | ... | 0 6 7 | 3 7 8 | 3 10 9 | 16 13 7 | 3 10 4 | 0 3 6 |
| North Arcot ... | ... | 31 6 0 | 0 4 10 | 0 6 9 | 0 3 2 | 0 5 4 | 3 6 8 | 3 13 4 | 19 5 4 | 3 0 0 | 0 2 7 |
| South Arcot ... | ... | 28 15 8 | 0 1 8 | 0 5 4 | ... | 0 4 0 | 3 4 6 | 2 14 6 | 19 15 1 | 3 0 5 | 0 2 5 |
| Tanjore ... | ... | 32 5 2 | 0 2 10 | 0 4 2 | 0 1 0 | 0 6 2 | 3 0 10 | 4 2 5 | 14 3 8 | 2 12 11 | 0 2 0 |
| Trichinopoly ... | ... | 32 3 6 | 0 2 11 | 0 6 1 | 0 3 7 | 0 4 5 | 3 4 0 | 5 15 0 | 17 0 0 | 2 12 0 | 0 3 0 |
| Madura ... | ... | 31 15 7 | 0 3 11 | *2 4 8 | 0 8 6 | 0 4 11 | 3 1 3 | 3 14 10 | 19 11 11 | 3 4 11 | 0 2 10 |
| Tinnevelly ... | ... | 31 0 6 | 0 12 0 | 0 14 0 | 0 9 0 | 0 5 7 | 2 15 5 | 5 6 0 | 25 6 4 | 3 4 3 | 0 2 7 |
| Coimbatore ... | ... | 30 1 3 | 0 5 6 | 0 13 4 | 0 12 2 | 0 4 6 | 3 6 3 | 4 0 0 | 22 5 7 | 2 10 2 | 0 2 4 |
| Nilgiris ... | ... | 32 11 11 | 0 10 0 | 0 1 2 | ... | 0 3 0 | 4 0 8 | ... | 12 12 3 | 4 4 2 | 0 9 9 |
| Salem ... | ... | 30 2 5 | 0 2 8 | 0 6 8 | 6 6 6 | 0 4 6 | 3 2 0 | 6 8 0 | 20 6 1 | 3 4 9 | 0 3 3 |
| South Canara ... | ... | 36 11 10 | 0 3 2 | 0 4 5 | ... | 0 4 1 | 3 1 0 | 3 14 10 | 15 0 0 | 5 0 0 | 0 1 4 |
| Malabar ... | ... | *31 0 10 | 0 4 2 | 0 12 0 | ... | 0 4 9 | 3 8 8 | 4 12 1 | 16 14 4 | 4 2 5 | 0 2 8 |
| Average ... | ... | 30 1 1 | 0 5 0 | 0 9 8 | 0 6 3 | 0 4 11 | 3 5 4 | 4 11 3 | 25 3 2 | 3 1 8 | 0 3 3 |

* This figure is probably inaccurate.



## A.—PRODUCE AND LABOUR—*continued.*

(53)—*Statement showing the average rates of wages for skilled and unskilled labour and rates of hire for live and dead stock per diem for the official year* 1890-91.

| Districts. | | Rates of wages per diem. | | Rates of hire per diem for live stock. | | | | | | | Rates of hire per diem for dead stock. | |
|---|---|---|---|---|---|---|---|---|---|---|---|---|
| | | Skilled. | Unskilled. | Camel. | Draught bullocks, each. | Donkeys, per score. | Elephants. | Horses. | Mules. | Ponies. | Boats. | Carts. |
| | | Rs. A. P. | Rs. A. P. | Rs. A. P. | Rs. A. P. | Rs. A. P. | Rs. A. P. | Rs. A. P. | Rs. A. P. | Rs. A. P. | Rs. A. P. | Rs. A. P. |
| Ganjam | Town | 0 5 9 | 0 2 1 | ... | 0 4 11 | 1 14 0 | ... | 1 0 0 | ... | ... | ... | 0 4 9 |
| | Village | 0 4 7 | 0 1 8 | ✓ ... | 0 4 3 | 1 4 0 | ... | 1 0 0 | ... | ... | * 5 0 0 | 0 3 8 |
| Vizagapatam | Town | 0 6 2 | 0 2 0 | ... | 0 7 1 | 6 4 0 | ... | 0 10 0 | ... | 0 4 0 | * 8 4 0 | 0 6 6 |
| | Village | 0 5 9 | 0 1 8 | ✓ ... | 0 6 3 | 2 8 0 | ... | 0 5 0 | ... | ... | ... | 0 6 2 |
| Godávari | Town | 0 8 0 | 0 3 2 | ... | 0 5 6 | 1 14 0 | ... | 1 2 0 | ... | 0 7 6 | 1 4 6 | 0 3 10 |
| | Village | 0 7 10 | 0 2 9 | ✓ ... | 0 4 6 | 1 11 9 | ... | 1 0 0 | ... | 0 5 9 | 1 4 0 | 0 3 6 |
| Kistna | Town | 0 9 6 | 0 3 7 | 2 0 0 | 0 6 6 | 2 15 5 | ... | 0 8 0 | ... | 0 6 4 | * 10 4 0 | 0 5 0 |
| | Village | 0 7 2 | 0 3 4 | ✓ ... | 0 5 8 | 2 4 3 | ... | 0 6 8 | ... | 0 5 2 | * 4 10 0 | 0 4 7 |
| Nellore | Town | 0 8 8 | 0 3 3 | ... | 0 7 5 | 2 10 5 | ... | 0 10 0 | 0 1 0 | 0 6 6 | 1 8 0 | 0 2 1 |
| | Village | 0 7 9 | 0 2 8 | ✓ ... | 0 6 8 | 2 6 5 | ... | 0 9 9 | 0 0 6 | 0 6 0 | 1 8 0 | 0 1 9 |
| Cuddapah | Town | 0 11 2 | 0 4 6 | ... | 0 6 7 | 2 4 0 | ... | 0 10 8 | ... | 0 9 0 | ... | 0 4 8 |
| | Village | 0 9 0 | 0 3 2 | ✓ ... | 0 5 6 | 1 14 0 | ... | 0 7 0 | ... | 0 6 9 | ... | 0 4 6 |
| Anantapur | Town | 0 10 1 | 0 3 2 | ... | 0 6 11 | 2 14 0 | ... | ... | ... | 0 8 8 | ... | 0 3 5 |
| | Village | 0 6 10 | 0 2 3 | ... | 0 5 4 | 2 4 11 | ... | ... | ... | 0 7 0 | ... | 0 2 3 |
| Bellary | Town | 0 12 0 | 0 4 8 | ... | 0 3 8 | 2 8 0 | ... | ... | ... | 0 4 0 | ... | 0 2 4 |
| | Village | 0 6 11 | 0 2 10 | ... | 0 3 7 | 2 10 3 | ... | ... | ... | 0 4 0 | ... | 0 2 2 |
| Kurnool | Town | 0 10 10 | 0 7 7 | ✓ ... | 0 7 4 | 2 10 3 | ... | 0 8 0 | ... | 0 6 6 | ... | 0 3 4 |
| | Village | 0 8 3 | 0 5 5 | ... | 0 6 6 | 2 3 1 | ... | 0 4 0 | ... | 0 6 6 | ... | 0 2 10 |
| Madras | Town | 0 8 0 | 0 4 0 | ... | 0 8 0 | ... | ... | 1 8 0 | ... | 1 0 0 | †Rs. 4 to 8 | 0 4 0 |
| | Village | ... | ... | ... | ... | ... | ... | ... | ... | ... | ‡ „ 9 | ... |
| | | | | | | | | | | | § „ 6. | |
| Chingleput | Town | 0 8 0 | 0 3 4 | ... | 0 4 1 | 3 0 0 | ... | ... | ... | ... | ... | 0 1 9 |
| | Village | 0 6 0 | 0 2 6 | ... | 0 3 4 | 3 8 0 | ... | ... | ... | ... | 0 14 10 | 0 1 2 |
| North Arcot | Town | 0 8 0 | 0 4 0 | ... | 0 4 0 | 1 2 0 | ... | 0 14 0 | ... | 0 14 0 | ... | 0 2 0 |
| | Village | 0 6 0 | 0 2 0 | ... | 0 2 6 | 0 15 0 | ... | 0 9 0 | ... | 0 9 0 | ... | 0 1 6 |
| South Arcot | Town | 0 7 1 | 0 3 2 | ... | 0 5 0 | 1 4 0 | ... | ... | ... | 0 4 0 | 1 11 0 | 0 2 11 |
| | Village | 0 5 5 | 0 2 6 | ... | 0 3 7 | ... | ... | ... | ... | ... | ... | 0 2 2 |
| Tanjore | Town | 0 11 5 | 0 4 6 | 1 2 0 | 0 5 0 | 2 4 0 | 2 10 8 | 0 12 0 | ... | 0 10 8 | 1 4 0 | 0 5 7 |
| | Village | 0 7 11 | 0 3 4 | 1 0 0 | 0 4 2 | 1 10 0 | 4 8 0 | 0 11 5 | ... | 0 9 7 | 0 14 8 | 0 4 5 |
| Trichinopoly | Town | 0 8 0 | 0 4 0 | ... | 0 6 0 | ... | ... | ... | ... | ... | ... | ‖ 0 12 0 |
| | Village | 0 7 9 | 0 2 10 | ... | 0 4 7 | 1 14 0 | ... | 0 12 0 | ... | 0 6 0 | ... | 0 5 0 |
| Madura | Town | 0 10 10 | 0 4 8 | ... | 0 5 2 | 2 3 0 | ... | 0 13 3 | ... | 0 9 0 | ... | 0 7 0 |
| | Village | 0 6 8 | 0 3 2 | ... | 0 4 4 | 1 8 0 | ... | 0 7 0 | ... | 0 5 9 | ... | 0 2 10 |
| Tinnevelly | Town | 0 7 9 | 0 3 6 | ... | 0 5 0 | 1 13 0 | ... | 0 9 8 | ... | 0 3 8 | 1 8 0 | 0 2 9 |
| | Village | 0 5 9 | 0 2 9 | ... | 0 4 9 | 1 10 0 | ... | 0 5 4 | ... | 0 2 8 | 0 14 0 | 0 2 0 |
| Coimbatore | Town | 0 8 10 | 0 3 1 | ... | 0 5 5 | 2 3 4 | ... | 0 12 6 | ... | 0 7 1 | ... | 0 3 1 |
| | Village | 0 6 1 | 0 2 2 | ... | 0 4 6 | 1 10 0 | 5 0 0 | 0 10 0 | ... | 0 5 1 | ... | 0 2 7 |
| Nilgiris | Town | 1 0 0 | 0 5 0 | ... | 0 14 8 | ... | ... | 4 8 0 | ... | 2 5 4 | ... | 0 13 4 |
| | Village | 1 0 0 | 0 3 8 | ... | 0 12 0 | ... | ... | ... | ... | 2 0 0 | ... | ... |
| Salem | Town | 0 9 9 | 0 2 9 | ... | 0 6 5 | 1 12 3 | ... | 0 10 0 | ... | 0 6 3 | ... | 0 4 3 |
| | Village | 0 7 3 | 0 2 1 | ... | 0 5 1 | 1 11 1 | ... | 0 8 0 | ... | 0 5 0 | ... | 0 3 7 |
| South Canara | Town | 0 8 2 | 0 3 5 | ... | 0 7 0 | ... | 12 0 0 | ... | ... | ... | 0 15 2 | 0 3 9 |
| | Village | 0 6 5 | 0 2 11 | ... | 0 6 9 | ... | 10 0 0 | ... | ... | 0 8 0 | 0 15 2 | 0 3 6 |
| Malabar | Town | 0 7 2 | 0 3 7 | ... | 0 7 6 | ... | 4 8 0 | ... | ... | 1 5 4 | 0 14 7 | 0 6 5 |
| | Village | 0 4 6 | 0 2 7 | ... | 0 6 4 | ... | 3 12 5 | ... | ... | 0 13 0 | 0 11 0 | 0 3 8 |
| Average | Town | 0 9 2 | 0 3 9 | 1 9 0 | 0 6 4 | 2 7 0 | 6 6 3 | 1 0 6 | 0 1 0 | 0 10 1 | * 9 6 0 | 0 4 9 |
| | Village | 0 7 2 | 0 2 9 | 1 0 0 | 0 5 3 | 1 15 7 | 5 13 1 | 0 9 1 | 0 0 6 | 0 8 1 | * 1 14 2 | |
| | | | | | | | | | | | * 4 13 0 | 0 3 2 |
| | | | | | | | | | | | 1 0 3 | |

* Seagoing boats. † By canal. ‡ Out of harbour. § Within harbour. ‖ Includes the rates for bullock also.

# B.—AGRICULTURE.

(54)—*Statement showing the total area cultivated with the chief products during the official year* 1890-91.

| Districts. | Cereals. | | | | | | | | | | | | | Pulses. | | | | | | |
|---|---|---|---|---|---|---|---|---|---|---|---|---|---|---|---|---|---|---|---|---|
| | Wheat (Triticum vulgare). | Barley (Hordeum vulgare). | Rice (Oryza sativa). | Great millet or cholum (Sorghum vulgare). | Spiked millet or cumbu (Pennisetum typhoideum). | Italian millet or thenai or korra (Panicum italicum). | Ragi (Eleusine coracana). | Sámal or channelu (Panicum miliare). | Varagu or arikelu (Panicum miliaceum) & varigulu. | Maize (Zea mays). | Korali. | Others. | Total. | Gram or Bengal gram (Cicer arietinum). | Cajan pea, red gram or dhol (Cajanus indicus). | Horse-gram (Dolichos uniflorus). | Green gram (Phaseolus mungo). | Black gram (Phaseolus radiatus). | Peas (Pisum sativum). | Lentils. |
| 1 | 2 | 3 | 4 | 5 | 6 | 7 | 8 | 9 | 10 | 11 | 12 | 13 | 14 | 15 | 16 | 17 | 18 | 19 | 20 | 21 |
| | ACS. | ACS. | ACS. | ACS. | ACS. | ACS. | ACS. | ACS. | ACS. | ACS. | ACS. | ACS. | ACS. | ACS. | ACS. | ACS. | ACS. | ACS. | ACS. | ACS. |
| Ganjam ... ... ... ... ... | ... | ... | 272,544 | 1,773 | 7,339 | 1 | 83,500 | 3,117 | 314 | 459 | ... | ... | 369,047 | 153 | 6,208 | 15,867 | 38,075 | 3,119 | ... | ... |
| Vizagapatam ... ... ... ... | ... | ... | 85,705 | 4,903 | 25,686 | 1,848 | 17,901 | 6,566 | 3,899 | 5 | ... | 69 | 146,672 | 777 | 2,340 | 13,895 | 7,689 | 802 | ... | ... |
| Godávari ... ... ... .. | 423 | ... | 635,226 | 90,082 | 10,506 | 3,322 | 25,110 | 6,461 | 6,041 | 1,624 | ... | 8,600 | 787,395 | 10,679 | 5,332 | 40,700 | 14,751 | 6,530 | ... | ... |
| Kistna ... ... ... ... ... | 3,591 | ... | 479,500 | 432,578 | 201,801 | 13,784 | 29,345 | 122 | 288,571 | 28,084 | ... | 61,644 | 1,539,020 | 41,590 | 3,152 | 60,111 | 3,117 | 23,017 | ... | ... |
| Nellore ... ... ... ... ... | 42 | ... | 240,427 | 356,509 | 72,890 | 9,031 | 60,265 | 1,607 | 173,589 | 65 | ... | 5,954 | 920,379 | 3,287 | 2,146 | 63,499 | 4,123 | 1,592 | ... | ... |
| Cuddapah ... ... ... ... | 1,122 | ... | 101,366 | 402,463 | 254,108 | 110,028 | 166,971 | 7,244 | 27,683 | 1,923 | ... | 10,254 | 1,083,162 | 9,689 | 22,046 | 145,155 | 18,411 | 414 | ... | ... |
| Anantapur ... ... ... ... | 884 | ... | 84,139 | 264,061 | 48,337 | 237,639 | 71,079 | 28,247 | 14,609 | 15 | ... | ... | 749,010 | 7,015 | 28,183 | 222,224 | 15,271 | 3 | ... | ... |
| Bellary ... ... ... ... ... | 3,291 | ... | 43,821 | 775,716 | 80,825 | 298,254 | 37,975 | 28,901 | 2,465 | 651 | ... | 144,212 | 1,416,111 | 12,994 | 41,489 | 100,750 | 16,466 | 41 | ... | ... |
| Kurnool ... ... ... ... ... | 4,588 | ... | 73,119 | 611,867 | 78,378 | 327,812 | 28,459 | 590 | 135,232 | 587 | ... | ... | 1,260,632 | 24,590 | 31,286 | 75,709 | 9,526 | 537 | ... | ... |
| Madras ... ... ... ... ... | ... | ... | 128 | ... | ... | ... | ... | ... | ... | ... | ... | ... | 128 | ... | ... | ... | ... | ... | ... | ... |
| Chingleput ... ... ... ... | ... | ... | 424,942 | 11,369 | 16,166 | 307 | 61,338 | 174 | 54,609 | ... | ... | ... | 568,905 | ... | 334 | 4,275 | 208 | 889 | ... | ... |
| North Arcot ... ... ... ... | 10 | ... | 382,141 | 39,965 | 126,946 | 327 | 120,171 | 3,630 | 71,229 | 279 | ... | 492 | 745,190 | 183 | 6,867 | 38,774 | 1,186 | 2,174 | ... | ... |
| South Arcot ... ... ... ... | ... | ... | 400,274 | 57,134 | 342,688 | 10,688 | 140,318 | 3,835 | 248,130 | 7,911 | ... | 2,835 | 1,219,813 | 882 | 2,643 | 21,062 | 165 | 2,442 | ... | ... |
| Tanjore ... ... ... ... ... | ... | ... | 1,040,836 | 18,153 | 35,580 | 245 | 36,385 | 361 | 85,043 | ... | ... | 3,277 | 1,219,880 | 3 | 8,824 | 2,411 | 209 | 2,684 | ... | ... |
| Trichinopoly ... ... ... ... | ... | ... | 212,677 | 157,322 | 222,855 | 2,369 | 113,242 | 24,914 | 147,251 | ... | ... | 1,321 | 881,951 | 1,015 | 22,765 | 22,914 | 1,051 | 531 | ... | ... |
| Madura ... ... ... ... ... | 316 | ... | 187,604 | 242,320 | 115,260 | 6,275 | 93,446 | 91,687 | 115,592 | 149 | ... | 11,189 | 863,838 | 1,405 | 2,006 | 61,327 | 2,403 | 5,580 | ... | ... |
| Tinnevelly ... ... ... ... | ... | ... | 210,130 | 140,211 | 189,532 | 2,410 | 56,293 | 111,390 | 52,551 | ... | ... | 20,524 | 783,041 | 5,792 | 1,900 | 77,623 | 18,950 | 27,190 | ... | ... |
| Coimbatore ... ... ... ... | 2,460 | ... | 91,305 | 737,654 | 606,770 | 40,755 | 198,082 | 78,495 | 4,310 | 103 | ... | 512 | 1,761,346 | 12,940 | 8,982 | 178,691 | 5,332 | 10,691 | ... | ... |
| Nilgiris ... ... ... ... ... | 1,331 | 3,534 | 5,782 | 9 | ... | 154 | 1,994 | 5,999 | 15 | 21 | 8,462 | ... | 27,301 | 71 | ... | 25 | 4 | ... | 25 | ... |
| Salem ... ... ... ... ... | 200 | ... | 103,148 | 84,560 | 311,096 | 18,790 | 282,709 | 97,616 | 71,043 | 151 | ... | 7,312 | 976,625 | 4,585 | 13,199 | 162,434 | 12,658 | 17,343 | 654 | ... |
| South Canara ... ... ... ... | ... | ... | 475,190 | ... | ... | ... | 3,379 | 32 | ... | ... | ... | ... | 478,601 | ... | 267 | 12,519 | 10,298 | 11,169 | ... | ... |
| Malabar ... ... ... ... ... | ... | ... | 609,534 | 435 | 49 | ... | 4,247 | 10,999 | ... | ... | ... | ... | 625,264 | ... | 455 | 1,329 | 307 | 428 | 4,070 | 20 |
| Total ... | 18,258 | 3,534 | 6,159,628 | 4,429,084 | 2,746,812 | 1,084,039 | 1,639,109 | 511,987 | 1,502,176 | 42,027 | 8,462 | 278,195 | 18,423,311 | 137,650 | 210,424 | 1,321,384 | 180,209 | 117,176 | 4,749 | 20 |



# B.—AGRICULTURE—*continued.*

(54)—*Statement showing the total area cultivated with the chief products during the official year* 1890-91—continued.

| Distrtcts. | Pulses—*cont.* | | | | | | | | | Orchard and Garden Produce. | | | | | | | | | | | | |
|---|---|---|---|---|---|---|---|---|---|---|---|---|---|---|---|---|---|---|---|---|---|---|
| | Cow gram or Karamani and Babesah or Alchendulu. | Mochai or anumulu (Dolichos lablab) and Beans or Avarai. | Perumpayaru. | Field gram or Naripayaru. | Others. | Total. | Plantains. | Brinjals. | Pumpkins. | Vegetables. | Jack. | Flowers or Mavilakolundu. | Pomegranates and grapes. | Lime trees. | Guavas. | Mangoes. | Cocoanuts. | Babul trees. | Topes of various kinds. | Canes and bamboos. | Casuarina. | Others. | Total. |
| | 22 | 23 | 24 | 25 | 26 | 27 | 28 | 29 | 30 | 31 | 32 | 33 | 34 | 35 | 36 | 37 | 38 | 39 | 40 | 41 | 42 | 43 | 44 |
| | ACS. | ACS. | ACS. | ACS. | ACS. | ACS. | ACS. | ACS. | ACS. | ACS. | ACS. | ACS. | ACS. | ACS. | ACS. | ACS. | ACS. | ACS. | ACS. | ACS. | ACS. | ACS. | ACS. |
| Ganjam ... ... | 639 | 317 | ... | ... | 455 | 64,833 | 1,543 | ... | ... | 3,712 | 545 | 8 | ... | ... | 2 | 7,003 | 2,293 | ... | ... | ... | 343 | 608 | 16,057 |
| Vizagapatam ... ... | 180 | 519 | ... | ... | ... | 26,202 | 66 | 52 | 75 | 260 | 3 | ... | ... | ... | 5 | 1,646 | 139 | ... | ... | ... | ... | ... | 2,246 |
| Godávari ... ... | ... | ... | ... | ... | 5,396 | 83,478 | 4,124 | ... | ... | 1,140 | ... | ... | ... | ... | ... | 7,109 | 25,823 | 11 | ... | ... | 30 | 1,504 | 40,041 |
| Kistna ... ... | ... | ... | ... | ... | 2,873 | 133,860 | 100 | ... | ... | 907 | ... | ... | ... | ... | ... | 4,512 | 101 | 84 | ... | ... | 3,929 | 6,639 | 16,272 |
| Nellore ... ... | 260 | ... | ... | ... | 451 | 75,358 | 340 | 246 | 21 | 297 | 119 | 26 | ... | 43 | 530 | 7,149 | 346 | 9,421 | 2,119 | 171 | 6,747 | 718 | 28,293 |
| Cuddapah ... ... | ... | ... | ... | ... | 12,496 | 208,211 | 382 | ... | ... | 996 | ... | ... | ... | ... | ... | 9,521 | 1,427 | 12,314 | ... | ... | 7 | 32,488 | 57,135 |
| Anantapur ... ... | 4,426 | 1,695 | ... | ... | ... | 278,817 | 103 | 55 | ... | 1,258 | ... | 74 | ... | ... | ... | 1,223 | 639 | 26,009 | 6,071 | ... | ... | 1,609 | 37,041 |
| Bellary ... ... | ... | ... | ... | ... | 17,584 | 189,324 | 549 | ... | ... | 1,779 | ... | ... | ... | ... | ... | 1,949 | 2,661 | 2,544 | ... | ... | ... | 4,503 | 13,985 |
| Kurnool ... ... | 3,189 | 1,614 | ... | ... | ... | 146,451 | 99 | 452 | ... | 490 | ... | 52 | ... | 109 | ... | 3,291 | 69 | 100 | 400 | ... | ... | ... | 5,062 |
| Madras ... ... | ... | ... | ... | ... | ... | ... | ... | ... | ... | ... | ... | ... | ... | ... | ... | ... | ... | ... | ... | ... | ... | 1 | 1 |
| Chingleput ... ... | 1,737 | ... | ... | ... | ... | 7,443 | 1,198 | ... | ... | 5,784 | ... | ... | ... | ... | ... | 729 | 1,112 | ... | ... | 520 | 34,556 | 19,955 | 63,854 |
| North Arcot ... ... | 226 | 1,009 | ... | ... | 963 | 51,382 | 717 | 425 | 30 | 883 | 10 | 125 | ... | 331 | 92 | 10,992 | 5,245 | 306 | 6,163 | 401 | 764 | 13,889 | 40,373 |
| South Arcot ... ... | ... | ... | ... | ... | 1,163 | 28,357 | 1,125 | ... | ... | 2,592 | ... | ... | ... | ... | ... | 1,283 | 4,472 | 2,424 | ... | ... | 10,638 | 27,712 | 50,246 |
| Tanjore ... ... | 1,059 | 108 | 147 | 295 | 530 | 16,270 | 10,419 | 1,206 | 530 | 2,201 | 127 | 169 | 4 | 184 | 7 | 2,720 | 11,339 | 417 | 5,499 | 2,013 | 201 | 4,909 | 41,945 |
| Trichinopoly ... ... | 468 | 1,086 | 15 | 1,826 | 472 | 52,143 | 6,672 | 1,023 | 218 | 386 | 18 | 135 | 26 | 47 | 28 | 2,558 | 7,860 | 1,677 | 529 | 100 | 5 | 598 | 21,880 |
| Madura ... ... | ... | ... | ... | ... | 3,526 | 76,247 | 4,332 | ... | ... | 1,708 | ... | ... | ... | ... | ... | 344 | 2,684 | 446 | ... | ... | ... | 1,701 | 11,305 |
| Tinnevelly ... ... | 17,217 | 126 | ... | 2,073 | 1,489 | 152,369 | 6,232 | 2,365 | 1,213 | 708 | 45 | 359 | 1 | 72 | ... | 637 | 3,482 | 36,082 | 1,086 | ... | ... | 1,246 | 53,528 |
| Coimbatore ... ... | ... | ... | ... | ... | 29,030 | 245,666 | 4,933 | ... | ... | 749 | ... | ... | ... | ... | ... | 82 | 3,981 | 57 | 2,016 | ... | ... | 7,140 | 18,958 |
| Nilgiris ... ... | ... | 67 | ... | ... | 356 | 548 | 204 | ... | ... | 155 | 12 | 6 | ... | ... | ... | ... | ... | ... | ... | ... | ... | 3,763 | 4,140 |
| Salem ... ... ... | 1,522 | 14,956 | 209 | 622 | 2,784 | 230,966 | 4,351 | 396 | ... | 1,087 | ... | 20 | ... | 15 | ... | 1,812 | 4,885 | 2 | 44 | ... | 9 | 829 | 13,450 |
| South Canara ... | 1,980 | ... | ... | ... | ... | 36,233 | 66 | ... | ... | 1,928 | ... | 51 | ... | ... | ... | ... | 24,726 | .. | ... | ... | ... | 20 | 26,791 |
| Malabar ... ... | 32 | 38 | 383 | 347 | 47 | 7,456 | 10,913 | 394 | 408 | 3,129 | 42,163 | ... | ... | 7 | ... | 6,521 | 2,08,452 | ... | 13 711 | 1,890 | 81 | 1,587 | 289,346 |
| Total ... | 32,935 | 21,535 | 754 | 5,163 | 79,615 | 2,111,614 | 58,468 | 6,614 | 2,585 | 32,449 | 43,042 | 1,025 | 31 | 808 | 664 | 71,081 | 311,736 | 91,894 | 37,638 | 5,095 | 57,310 | 131,509 | 851,949 |

(54)—*Statement showing the total area cultivated with the chief products during the official year* 1890-91—continued.

| Districts. | Drugs and narcotics. | | | | | | | | | | | | | Condiments and spices. | | | | | | |
|---|---|---|---|---|---|---|---|---|---|---|---|---|---|---|---|---|---|---|---|---|
| | Opium. | Tobacco. | Hemp. | Cinchona. | Ipecacuanha. | Tea. | Coffee. | Hop. | Sombu. | Omum. | Senna. | Others. | Total. | Chillies. | Cardamoms. | Pepper. | Ginger. | Onions. | Coriander seeds. | Fenugreek or vendium. |
| | 45 | 46 | 47 | 48 | 49 | 50 | 51 | 52 | 53 | 54 | 55 | 56 | 57 | 58 | 59 | 60 | 61 | 62 | 63 | 64 |
| | ACS. | ACS. | ACS. | ACS. | ACS. | ACS. | ACS. | ACS. | ACS. | ACS. | ACS. | ACS. | ACS. | ACS. | ACS. | ACS. | ACS. | ACS. | ACS. | ACS. |
| Ganjam | ... | 419 | ... | ... | ... | ... | ... | ... | ... | 4 | ... | ... | 423 | 358 | ... | ... | ... | 545 | 5 | ... |
| Vizagapatam | ... | 1,377 | ... | ... | ... | ... | ... | ... | ... | ... | ... | ... | 1,377 | 593 | ... | ... | ... | 78 | ... | ... |
| Godávari | ... | 8,676 | ... | ... | ... | ... | ... | ... | ... | ... | ... | ... | 8,676 | 7,932 | ... | ... | ... | 2,971 | 476 | 986 |
| Kistna | 177 | 18,236 | ... | ... | ... | ... | ... | ... | ... | ... | ... | 5 | 18,418 | 51,724 | ... | ... | ... | 565 | 33,178 | ... |
| Nellore | ... | 3,635 | 56 | ... | ... | ... | ... | ... | ... | ... | 3 | ... | 3,694 | 8,962 | ... | ... | 37 | 39 | 4,008 | 1 |
| Cuddapah | ... | 1,810 | ... | ... | ... | ... | ... | ... | ... | ... | ... | 8 | 1,818 | 7,059 | ... | ... | ... | 825 | 1,520 | ... |
| Anantapur | 2 | 1,810 | ... | ... | ... | ... | 2 | ... | ... | ... | ... | ... | 1,814 | 2,913 | ... | ... | ... | 386 | 916 | 36 |
| Bellary | ... | 4,911 | ... | ... | ... | ... | ... | ... | ... | ... | ... | ... | 4,911 | 8,123 | ... | ... | ... | 661 | 748 | ... |
| Kurnool | ... | 10,290 | 16 | ... | ... | ... | ... | ... | ... | 2,750 | ... | ... | 13,056 | 15,913 | ... | ... | ... | 592 | 533 | 96 |
| Madras | ... | ... | ... | ... | ... | ... | ... | ... | ... | ... | ... | ... | ... | ... | ... | ... | ... | ... | ... | ... |
| Chingleput | ... | 121 | ... | ... | ... | ... | ... | ... | ... | ... | ... | ... | 121 | 2,310 | ... | ... | 171 | 188 | ... | ... |
| North Arcot | ... | 557 | 9 | ... | ... | ... | ... | ... | ... | ... | ... | 36 | 602 | 3,222 | ... | ... | ... | 228 | 357 | ... |
| South Arcot | ... | 3,430 | ... | ... | ... | ... | ... | ... | ... | ... | ... | 28 | 3,458 | 4,071 | ... | ... | ... | 439 | 2,509 | ... |
| Tanjore | ... | 6,015 | ... | ... | ... | ... | ... | ... | 2 | 3 | ... | ... | 6,020 | 3,497 | ... | ... | 41 | 210 | 70 | ... |
| Trichinopoly | ... | 1,660 | ... | ... | ... | ... | ... | ... | 70 | 1 | ... | ... | 1,731 | 8,954 | ... | ... | ... | 1,024 | 13,420 | ... |
| Madura | ... | 4,531 | ... | 14 | ... | ... | 3,091 | ... | ... | ... | ... | 2 | 7,638 | 2,393 | 2,049 | ... | ... | 385 | 34 | ... |
| Tinnevelly | ... | 2,415 | ... | ... | ... | ... | 1,886 | ... | ... | ... | 9,170 | 224 | 13,695 | 5,352 | ... | ... | ... | 780 | 1,495 | 2 |
| Coimbatore | 2 | 13,945 | ... | 2,026 | ... | ... | 885 | ... | ... | ... | ... | ... | 16,858 | 15,044 | 17 | ... | ... | 1,374 | 1,663 | ... |
| Nilgiris | ... | 6 | ... | 10,992 | ... | 5,266 | 23,171 | ... | ... | ... | ... | ... | 39,435 | 9 | ... | ... | ... | 48 | 11 | 137 |
| Salem | ... | 5,275 | 24 | ... | ... | ... | 6,130 | ... | ... | ... | ... | 71 | 11,500 | 4,472 | ... | ... | ... | 792 | 2,855 | 85 |
| South Canara | ... | 845 | ... | ... | ... | ... | 98 | ... | ... | ... | ... | ... | 943 | 1,661 | 1,053 | 4,153 | 16 | ... | ... | ... |
| Malabar | ... | 25 | ... | 375 | ... | 472 | 34,956 | ... | ... | ... | ... | 4 | 35,832 | 235 | 1,775 | 8,525 | 2,254 | ... | ... | ... |
| Total | 181 | 89,989 | 105 | 13,407 | ... | 5,738 | 70,219 | ... | 72 | 2,758 | 9,173 | 378 | 192,020 | 155,697 | 4,894 | 12,678 | 2,519 | 12,130 | 63,798 | 1,343 |



(54)—*Statement showing the total area cultivated with the chief products during the official year* 1890-91—continued.

| Districts. | Condiments and spices, &c.—*continued.* | | | | | | | Starches. | | | | | Sugar. | | | | | | | |
|---|---|---|---|---|---|---|---|---|---|---|---|---|---|---|---|---|---|---|---|---|
| | Garlic. | Turmeric. | Tamarind. | Cummin. | Betel leaves. | Areca-nuts. | Others. | Total. | Arrowroot. | Potatoes. | Karanai. | Sirukilangu. | Sirukilangu. | Others. | Total. | Cane. | Palm or palmyra. | Date. | Others. | Total. |
| | 65 | 66 | 67 | 68 | 69 | 70 | 71 | 72 | 73 | 74 | 75 | 76 | 77 | 78 | 79 | 80 | 81 | 82 | 83 | 84 |
| | ACS. | ACS. | ACS. | ACS. | ACS. | ACS. | ACS. | ACS. | ACS. | ACS. | ACS. | ACS. | ACS. | ACS. | ACS. | ACS. | ACS. | ACS. | ACS. | ACS. |
| Ganjam | ... | ... | 645 | ... | 36 | 66 | 95 | 1,750 | ... | ... | ... | ... | ... | 805 | 805 | 1,606 | 14 | 97 | ... | 1,717 |
| Vizagapatam | ... | ... | 19 | ... | ... | ... | ... | 600 | ... | ... | ... | ... | ... | ... | ... | 5,660 | 57 | ... | 300 | 6,017 |
| Godávari | ... | 965 | 55 | ... | 57 | 871 | 1,143 | 15,476 | ... | ... | 226 | ... | ... | 443 | 669 | 8,929 | 753 | 59 | ... | 9,741 |
| Kistna | ... | 1,828 | 3,899 | ... | 113 | ... | 103 | 91,410 | ... | ... | ... | ... | ... | 75 | 75 | ... | 858 | 8 | 10 | 876 |
| Nellore | 68 | 55 | 3,336 | 2 | 213 | ... | 49 | 17,070 | ... | ... | 27 | 44 | ... | 144 | 215 | 40 | 1,179 | 24 | ... | 1,243 |
| Cuddapah | ... | 1,933 | 8,160 | ... | 2,272 | ... | 7,560 | 29,329 | ... | ... | 1 | ... | ... | 392 | 393 | 5,162 | 694 | 2,456 | 3,782 | 12,094 |
| Anantapur | 274 | 96 | 4,279 | 41 | 1,224 | 1,455 | ... | 11,660 | ... | 83 | ... | ... | ... | ... | 83 | 1,847 | 21 | 5,754 | 250 | 7,872 |
| Bellary | ... | 6 | 1,421 | ... | 610 | 15 | 395 | 11,979 | ... | ... | ... | ... | ... | 10 | 10 | 8,975 | 160 | 4,822 | 7 | 13,964 |
| Kurnool | ... | 783 | 865 | 61 | 863 | ... | ... | 19,652 | ... | ... | ... | ... | ... | ... | ... | 981 | ... | 711 | ... | 1,692 |
| Madras | ... | ... | ... | ... | ... | ... | ... | ... | ... | ... | ... | ... | ... | ... | ... | ... | ... | ... | ... | ... |
| Chingleput | ... | 6 | ... | ... | ... | ... | 273 | 2,948 | ... | ... | 1,492 | ... | ... | ... | 1,492 | 118 | 1,718 | ... | ... | 1,836 |
| North Arcot | 10 | 131 | 4,334 | ... | 1,606 | ... | 517 | 10,497 | ... | ... | 110 | ... | ... | 687 | 797 | 5,072 | 1,835 | 187 | 586 | 7,680 |
| South Arcot | ... | 147 | 2,028 | ... | 786 | 1 | 353 | 11,234 | ... | ... | 119 | ... | ... | 1,207 | 1,326 | 4,268 | 1,365 | 7 | 6 | 5,646 |
| Tanjore | ... | 639 | 1,234 | ... | 1,565 | 1 | 354 | 7,611 | ... | ... | 1,275 | 41 | 176 | 550 | 2,042 | 263 | 1,377 | 30 | ... | 1,670 |
| Trichinopoly | 407 | 205 | 1,918 | ... | 922 | 5 | 98 | 26,953 | ... | ... | 61 | ... | 363 | 228 | 652 | 5,135 | 169 | 2 | 21 | 5,327 |
| Madura | ... | 148 | 1,779 | ... | 1,143 | 3 | 695 | 8,634 | ... | 1 | 3 | ... | ... | 367 | 371 | 604 | 619 | ... | 4 | 1,227 |
| Tinnevelly | 1 | 218 | 1,095 | 1 | 2,091 | 2 | 13 | 11,050 | ... | ... | 84 | 82 | 2,037 | 59 | 2,262 | 156 | 627 | ... | ... | 783 |
| Coimbatore | ... | 1,306 | 27 | ... | 1,942 | 296 | 1,441 | 23,110 | ... | 217 | 2 | ... | ... | 652 | 871 | 5,156 | 557 | ... | 41 | 5,754 |
| Nilgiris | 283 | ... | ... | ... | ... | ... | ... | 488 | ... | 1,987 | ... | ... | ... | ... | 1,987 | ... | ... | ... | ... | ... |
| Salem | ... | 592 | 948 | ... | 1,408 | 2,805 | 203 | 14,160 | ... | 13 | 36 | 434 | 73 | 247 | 803 | 2,018 | 664 | 11 | ... | 2,693 |
| South Canara | ... | 128 | ... | ... | 599 | 9,331 | ... | 16,941 | ... | ... | ... | ... | ... | 2 | 2 | 860 | 426 | ... | ... | 1,286 |
| Malabar | ... | 730 | 582 | ... | 373 | 28,515 | ... | 42,987 | 569 | 1 | ... | 1,090 | 234 | 1,882 | 3,776 | 20 | 1,107 | ... | 567 | 1,694 |
| Total | 1,043 | 9,936 | 36,624 | 105 | 18,206 | 43,364 | 13,292 | 375,629 | 569 | 2,302 | 3,436 | 1,691 | 2,883 | 7,750 | 18,631 | 56,870 | 14,200 | 14,168 | 5,574 | 90,812 |

## B.—AGRICULTURE—*continued.*

(54)—*Statement showing the total area cultivated with the chief products during the official year 1890-91*—continued.

| Districts. | Oils and seeds. Rape. (85) | Mustard. (86) | Linseed. (87) | Sesame or gingelly. (88) | Lamp and castor-oils. (89) | Ground-nut. (90) | Illupai. (91) | Pinnacottai. (92) | Others. (93) | Total. (94) |
|---|---|---|---|---|---|---|---|---|---|---|
| | ACS. | ACS. | ACS. | ACS. | ACS. | ACS. | ACS. | ACS. | ACS. | ACS. |
| Ganjam ... | ... | 1,011 | ... | 17,287 | 4,955 | 1 | ... | ... | 2,683 | 25,937 |
| Vizagapatam ... | ... | ... | ... | 25,877 | 674 | ... | ... | ... | ... | 26,551 |
| Godávari ... | ... | 121 | ... | 114,444 | 35,077 | 1 | ... | ... | 10 | 149,653 |
| Kistna ... | ... | 55 | ... | 1,333 | 130,895 | ... | ... | ... | 135 | 132,418 |
| Nellore ... | ... | 36 | 41 | 3,215 | 77,260 | 6 | 119 | ... | ... | 80,677 |
| Cuddapah ... | ... | ... | ... | 6,809 | 109,822 | 354 | ... | ... | 1,418 | 118,403 |
| Anantapur ... | ... | 2 | 3 | 17,308 | 94,101 | 358 | ... | ... | 984 | 112,756 |
| Bellary ... | ... | ... | 2,050 | 18,024 | 96,676 | ... | ... | ... | 10,511 | 127,261 |
| Kurnool ... | ... | 24 | 23,971 | 5,454 | 128,032 | ... | 2,895 | ... | 21 | 160,397 |
| Madras ... | ... | ... | ... | ... | ... | ... | ... | ... | ... | ... |
| Chingleput ... | ... | ... | ... | 26,501 | 149 | 18,876 | 201 | ... | 459 | 46,186 |
| North Arcot ... | ... | ... | ... | 66,560 | 21,037 | 33,300 | 1,617 | ... | 2,693 | 124,207 |
| South Arcot ... | ... | 178 | ... | 57,004 | 10,080 | 152,937 | ... | ... | 1,827 | 222,026 |
| Tanjore ... | ... | 1 | ... | 12,073 | 1,086 | 34,376 | 2,456 | 32 | 87 | 50,111 |
| Trichinopoly ... | ... | 6 | ... | 15,821 | 18,502 | 15,250 | 1,738 | ... | 62 | 51,370 |
| Madura ... | ... | 364 | ... | 56,423 | 34,483 | 66 | ... | ... | 28 | 91,364 |
| Tinnevelly ... | ... | 74 | ... | 130,419 | 9,261 | 2 | 252 | 22 | 6 | 140,036 |
| Coimbatore ... | ... | 301 | ... | 97,185 | 43,076 | 1,240 | ... | ... | 19 | 141,821 |
| Nilgiris ... | ... | 188 | ... | 33 | 12 | ... | ... | ... | ... | 233 |
| Salem ... | 201 | 488 | ... | 58,226 | 31,151 | 2,540 | 64 | ... | 387 | 93,063 |
| South Canara ... | ... | ... | ... | 4,296 | 370 | ... | ... | ... | 30 | 4,702 |
| Malabar ... | ... | ... | ... | 17,694 | 70 | ... | 4 | 200 | 1,556 | 19,524 |
| Total ... | 201 | 2,849 | 26,065 | 751,986 | 846,775 | 258,313 | 9,346 | 254 | 22,916 | 1,918,705 |

| Districts. | Dyes (not forest). Indigo. (95) | Munjeet. (96) | Safflower. (97) | Cheyroot. (98) | Nona. (99) | Others. (100) | Total. (101) | Fibres. Cotton. (102) | Bombay hemp. (103) | Jute. (104) | Flax. (105) | Sunn Hemp. (106) | True hemp (fibre not narcotic). (107) | Others. (108) | Total. (109) | Grand Total. (110) |
|---|---|---|---|---|---|---|---|---|---|---|---|---|---|---|---|---|
| | ACS. | ACS. | ACS. | ACS. | ACS. | ACS. | ACS. | ACS. | ACS. | ACS. | ACS. | ACS. | ACS. | ACS. | ACS. | ACS. |
| Ganjam ... | 14 | ... | ... | ... | ... | ... | 14 | 3,428 | 673 | ... | ... | 230 | ... | ... | 4,331 | 484,914 |
| Vizagapatam ... | 5,331 | ... | ... | ... | ... | ... | 5,331 | 5,920 | 101 | ... | ... | 34 | ... | ... | 6,055 | 221,141 |
| Godávari ... | 496 | ... | ... | ... | ... | ... | 496 | 6,800 | ... | ... | ... | 11,419 | ... | 184 | 18,403 | 1,114,028 |
| Kistna ... | 49,312 | ... | ... | ... | ... | 12 | 49,324 | 196,878 | 21,901 | ... | ... | 43,131 | ... | 21,901 | 261,910 | 2,243,583 |
| Nellore ... | 42,075 | ... | ... | 2 | ... | 1 | 42,078 | 16,423 | 220 | ... | ... | 7,695 | ... | 208 | 24,546 | 1,193,553 |
| Cuddapah ... | 42,034 | ... | ... | ... | ... | ... | 42,034 | 154,030 | ... | ... | ... | 264 | ... | 195 | 154,489 | 1,707,068 |
| Anantapur ... | 4,548 | ... | ... | ... | ... | ... | 4,548 | 144,250 | 35 | ... | ... | 147 | ... | 18 | 144,450 | 1,348,051 |
| Bellary ... | 1,172 | ... | ... | ... | ... | ... | 1,172 | 346,542 | 404 | ... | ... | ... | ... | 367 | 347,313 | 2,128,030 |
| Kurnool ... | 39,171 | ... | ... | ... | ... | ... | 39,171 | 265,099 | 723 | ... | ... | ... | ... | ... | 265,822 | 1,911,935 |
| Madras ... | ... | ... | ... | ... | ... | ... | ... | ... | ... | ... | ... | ... | ... | ... | ... | 129 |
| Chingleput ... | 15,895 | ... | ... | ... | ... | 862 | 16,757 | ... | 75 | ... | ... | ... | ... | ... | 75 | 709,617 |
| North Arcot ... | 10,533 | ... | ... | 143 | ... | 49 | 10,725 | 31 | ... | ... | ... | 555 | ... | 61 | 647 | 992,100 |
| South Arcot ... | 37,847 | ... | ... | ... | ... | ... | 37,847 | 2,909 | ... | ... | ... | 1,013 | ... | 110 | 4,032 | 1,583,985 |
| Tanjore ... | 585 | ... | ... | ... | 1,246 | ... | 1,831 | 3,310 | ... | ... | ... | 18 | ... | ... | 3,328 | 1,350,708 |
| Trichinopoly ... | 3,164 | ... | ... | ... | 499 | 136 | 3,799 | 17,388 | ... | ... | ... | ... | ... | 214 | 17,602 | 1,063,417 |
| Madura ... | 34 | ... | ... | ... | ... | 50 | 84 | 71,128 | ... | ... | ... | 32 | ... | 11 | 71,171 | 1,131,879 |
| Tinnevelly ... | 669 | ... | ... | 16 | ... | 18 | 703 | 227,378 | 423 | ... | ... | ... | ... | 3 | 227,804 | 1,385,271 |
| Coimbatore ... | 13 | ... | ... | ... | ... | 145 | 158 | 256,129 | 15 | ... | ... | 137 | ... | 58 | 256,339 | 2,470,881 |
| Nilgiris ... | ... | ... | ... | ... | ... | ... | ... | ... | ... | ... | ... | ... | ... | ... | ... | 74,132 |
| Salem ... | 2,618 | ... | ... | ... | ... | 170 | 2,788 | 19,940 | 281 | ... | ... | 332 | ... | 23 | 20,576 | 1,366,624 |
| South Canara ... | ... | ... | ... | ... | ... | ... | ... | 139 | ... | ... | ... | 44 | ... | ... | 183 | 565,682 |
| Malabar ... | ... | ... | ... | ... | ... | ... | ... | ... | 6 | ... | ... | ... | ... | 10 | 16 | 1,025,895 |
| Total ... | 255,511 | ... | ... | 161 | 1,745 | 1,443 | 258,860 | 1,737,722 | 24,857 | ... | ... | 65,051 | ... | 23,363 | 1,829,092 | 26,070,623 |



## B.—AGRICULTURE—*continued.*

(55)—*Statement showing the total acreage, classification of areas, irrigation, crops, current fallows and stock in each district of the Madras Presidency during the official year* 1890-91.

| Madras Presidency. | Districts. Ganjam. | Vizagapatam. | Godávari. | Kistna. | Nellore. | Cuddapah. |
|---|---|---|---|---|---|---|
| **A. 1.—Total Acreage.** | | | | | | |
| | ACRES. | ACRES. | ACRES. | ACRES. | ACRES. | ACRES. |
| 1. Area according to professional survey ... | 5,356,160 | 10,874,880 | 5,032,889 | 5,374,080 | 5,609,600 | 5,586,909 |
| 2. Deduct (a) Feudatory and Tributary States ... | ... | ... | ... | ... | ... | ... |
| 2. Deduct (b) Area for which no returns exist ... | 4,282,741 | 10,512,764 | 2,377,013 | 1,115,031 | 2,384,151 | ... |
| 3. Net area by professional survey ... | 1,073,419 | 362,116 | 2,655,876 | 4,259,049 | 3,225,449 | 5,536,909 |
| 4. Corresponding area in village papers ... | ... | ... | ... | ... | ... | ... |
| **A. 2.—Classification of Area shown in item 3 of A. 1.** | | | | | | |
| 1. Forests ... | 352,736 | 43,106 | 675,123 | 439,712 | 383,507 | 1,311,206 |
| 2. Not available for cultivation ... | 146,173 | 68,341 | 417,296 | 844,750 | 754,228 | 1,842,791 |
| 3. Culturable waste other than fallow ... | 103,111 | 12,263 | 126,219 | 368,382 | 583,104 | 518,542 |
| 4. Current fallows ... | 41,686 | 70,005 | 447,215 | 508,596 | 398,275 | 308,965 |
| 5. Net area cropped during the year ... | 429,713 | 168,401 | 990,023 | 2,097,609 | 1,106,335 | 1,605,405 |
| 6. Irrigated during the year from (a) Government canals ... | 92,359 | 30,784 | 527,739 | 327,333 | 57,032 | 60,559 |
| (b) Private canals ... | 27 | 2,525 | 405 | 387 | 368 | 3,813 |
| (c) Tanks ... | 116,064 | 50,355 | 87,463 | 31,708 | 175,605 | 90,273 |
| (d) Wells ... | 916 | 27 | 1,402 | 4,256 | 79,655 | 139,470 |
| (e) Other sources ... | 8,511 | 972 | 3,274 | 4,754 | 14,483 | 15,956 |
| Total Area Irrigated ... | 217,877 | 84,663 | 620,283 | 368,438 | 327,143 | 310,071 |
| 7. Crops irrigated ... (a) Wheat ... | ... | ... | ... | 13 | ... | 1,060 |
| (b) Other cereals and pulses ... | 212,483 | 71,570 | 572,155 | 359,098 | 278,495 | 224,902 |
| (c) Miscellaneous food crops ... | 3,505 | 9,433 | 37,066 | 3,370 | 34,634 | 53,335 |
| (d) ,, non-food crops ... | 1,889 | 3,660 | 11,062 | 5,957 | 14,014 | 30,774 |
| **A. 3.—Acreage under Crops.** | | | | | | |
| Cereals and pulses. 1. Rice ... | 272,544 | 85,795 | 635,226 | 479,500 | 240,427 | 101,366 |
| 2. Wheat ... | ... | ... | 423 | 3,591 | 42 | 1,122 |
| 3. Barley ... | ... | ... | ... | ... | ... | ... |
| 4. Cholum or Jowar (millet) ... | 1,773 | 4,903 | 90,082 | 432,578 | 356,509 | 402,463 |
| 5. Cumbu or Bajra (millet) ... | 7,339 | 25,686 | 10,506 | 201,801 | 72,890 | 254,108 |
| 6. Ragi or mandua ... | 83,500 | 17,901 | 25,110 | 29,345 | 60,265 | 166,971 |
| 7. Maize ... | 459 | 5 | 1,624 | 28,084 | 65 | 1,923 |
| 8. Gram (pulse) ... | 153 | 777 | 10,679 | 41,590 | 3,287 | 9,689 |
| 9. Other food-grains, including pulses ... | 68,112 | 37,807 | 97,223 | 456,391 | 262,252 | 353,731 |
| Oil-seeds ... 10. Linseed ... | ... | ... | ... | ... | 41 | ... |
| 11. Til or gingelly ... | 17,287 | 25,877 | 114,444 | 1,333 | 3,215 | 6,809 |
| 12. Others ... | 8,650 | 674 | 35,209 | 131,085 | 77,421 | 111,594 |
| 13. Condiments and spices ... | 1,750 | 690 | 15,476 | 91,410 | 17,070 | 29,329 |
| Sugar ... 14. Sugarcane ... | 1,606 | 5,660 | 8,929 | ... | 40 | 5,162 |
| 15. Others ... | 111 | 357 | 812 | 876 | 1,203 | 6,932 |
| Fibres ... 16. Cotton ... | 3,428 | 5,920 | 6,800 | 196,878 | 16,423 | 154,030 |
| 17. Jute ... | ... | ... | ... | ... | ... | ... |
| 18. Others ... | 903 | 135 | 11,603 | 65,032 | 3,123 | 459 |
| Dyes ... 19. Indigo ... | 14 | 5,331 | 496 | 49,312 | 42,075 | 42,034 |
| 20. Others ... | ... | ... | ... | 12 | 3 | ... |
| Drugs and narcotics. 21. Opium ... | ... | ... | ... | 177 | ... | ... |
| 22. Coffee ... | ... | ... | ... | ... | ... | ... |
| 23. Tea ... | ... | ... | ... | ... | ... | ... |
| 24. Tobacco ... | 419 | 1,377 | 8,676 | 18,236 | 3,635 | 1,810 |
| 25. Cinchona ... | ... | ... | ... | ... | ... | ... |
| 26. Indian hemp ... | ... | ... | ... | ... | 56 | ... |
| 27. Others ... | 4 | ... | ... | 5 | 3 | 8 |
| 28. Fodder crops ... | 2,803 | 100 | ... | ... | ... | 230 |
| 29. Orchards and garden produce ... | 16,057 | 2,246 | 40,041 | 16,272 | 28,293 | 57,135 |
| 30. Miscellaneous food crops ... | 805 | ... | 669 | 75 | 215 | 393 |
| 30. ,, non-food crops ... | ... | ... | ... | ... | ... | ... |
| 31. Total ... | 487,717 | 221,241 | 1,114,028 | 2,243,583 | 1,193,553 | 1,707,298 |
| 32. Area cropped more than once ... | 58,004 | 52,840 | 124,005 | 145,974 | 87,218 | 101,893 |
| 33. Net area cropped during the year ... | 429,713 | 168,401 | 990,023 | 2,097,609 | 1,106,335 | 1,605,405 |
| **A. 4.—Stock, &c.** | | | | | | |
| | NO. | NO. | NO. | NO. | NO. | NO. |
| 1. Bulls and Bullocks ... | 84,557 | 34,272 | 219,028 | 230,300 | 120,632 | 247,619 |
| 2. Cows ... | 73,489 | 25,775 | 172,987 | 202,062 | 159,788 | 199,806 |
| 3. Male Buffaloes ... | 25,427 | 14,882 | 57,926 | 81,963 | 46,508 | 32,976 |
| 4. Cow Buffaloes ... | 15,169 | 15,142 | 92,801 | 213,563 | 96,750 | 159,907 |
| 5. Young stock (Calves and Buffalo Calves) ... | 34,456 | 35,207 | 261,121 | 423,374 | 206,614 | 393,137 |
| 6. Sheep ... 7. Goats ... | 52,614 | 47,164 | 149,818 | 540,052 | 570,706 | 1,342,767 |
| 8. Horses and Ponies ... | 222 | 119 | 2,035 | 4,556 | 1,127 | 1,945 |
| 9. Mules and Donkeys ... | 604 | 365 | 1,666 | 6,761 | 6,536 | 17,505 |
| 10. Camels ... | 1 | 2 | 4 | 7 | 9 | ... |
| 11. Ploughs ... | 53,113 | 27,048 | 112,695 | 131,975 | 60,663 | 127,524 |
| 12. Carts ... | 17,495 | 8,459 | 13,644 | 45,710 | 18,764 | 43,635 |

## B.—AGRICULTURE—*continued.*

**(55)—*Statement showing the total acreage, classification of areas, irrigation, crops, current fallows and stock in each district of the Madras Presidency during the official year* 1890-91—continued.

| Madras Presidency. | Districts—*continued.* Anantapur. | Bellary. | Kurnool. | Madras. | Chingleput. | North Arcot. |
|---|---|---|---|---|---|---|
| **A. 1.—Total Acreage.** | | | | | | |
| 1. Area according to professional survey | ACRES. 3,375,680 | ACRES. 3,924,959 | ACRES. 4,972,160 | ACRES. 18,320 | ACRES. 1,817,837 | ACRES. 4,798,080 |
| 2. Deduct (a) Feudatory and Tributary States | ... | 105,040 | 163,200 | ... | ... | ... |
| 2. Deduct (b) Area for which no returns exist | 257,003 | ... | ... | 18,044 | 239,874 | 2,179,840 |
| 3. Net area by professional survey | 3,118,677 | 3,821,919 | 4,808,960 | 276 | 1,577,963 | 2,618,240 |
| 4. Corresponding area in village papers | ... | ... | ... | ... | ... | ... |
| **A. 2.—Classification of Area shown in item 3 of A. 1.** | | | | | | |
| 1. Forests | 176,960 | 204,583 | 1,599,489 | ... | 137,712 | 609,504 |
| 2. Not available for cultivation | 276,365 | 371,752 | 619,113 | 6 | 443,479 | 715,108 |
| 3. Culturable waste other than fallow | 1,020,009 | 571,003 | 513,124 | 20 | 125,456 | 320,783 |
| 4. Current fallows | 349,123 | 271,576 | 203,128 | 121 | 251,355 | 157,846 |
| 5. Net area cropped during the year | 1,296,220 | 2,103,005 | 1,874,106 | 129 | 619,961 | 814,999 |
| 6. Irrigated during the year from (a) Government canals | 40,971 | ... | 15,574 | ... | ... | 83,884 |
| 6. Irrigated during the year from (b) Private canals | 3,053 | ... | 262 | ... | ... | 2,377 |
| 6. Irrigated during the year from (c) Tanks | 73,755 | 24,048 | 48,088 | 129 | 349,709 | 282,319 |
| 6. Irrigated during the year from (d) Wells | 47,514 | 18,308 | 22,616 | ... | 20,378 | 129,545 |
| 6. Irrigated during the year from (e) Other sources | 601 | 29,971 | 3,297 | ... | 22,303 | 7,532 |
| Total Area Irrigated | 165,894 | 72,327 | 89,837 | 129 | 392,390 | 505,657 |
| 7. Crops irrigated (a) Wheat | 308 | 675 | 197 | ... | ... | 10 |
| 7. Crops irrigated (b) Other cereals and pulses | 143,267 | 54,916 | 77,619 | 129 | 352,030 | 449,935 |
| 7. Crops irrigated (c) Miscellaneous food crops | 16,064 | 15,287 | 9,410 | ... | 27,662 | 43,433 |
| 7. Crops irrigated (d) ,, non-food crops | 6,255 | 1,449 | 2,611 | ... | 12,698 | 12,279 |
| **A. 3.—Acreage under Crops.** | | | | | | |
| Cereals and pulses. 1. Rice | 84,139 | 43,821 | 73,119 | 128 | 424,942 | 382,141 |
| Cereals and pulses. 2. Wheat | 884 | 3,291 | 4,688 | ... | ... | 10 |
| Cereals and pulses. 3. Barley | ... | ... | ... | ... | ... | ... |
| Cereals and pulses. 4. Cholum or Jowar (millet) | 264,061 | 775,716 | 611,867 | ... | 11,369 | 39,965 |
| Cereals and pulses. 5. Cumbu or Bajra (millet) | 48,337* | 80,825 | 78,378 | ... | 16,166 | 126,946 |
| Cereals and pulses. 6. Ragi or mandua | 71,079 | 37,975 | 28,459 | ... | 61,338 | 120,171 |
| Cereals and pulses. 7. Maize | 15 | 651 | 587 | ... | ... | 279 |
| Cereals and pulses. 8. Gram (pulse) | 7,015 | 12,994 | 24,590 | ... | ... | 133 |
| Cereals and pulses. 9. Other food-grains, including pulses | 552,297 | 650,162 | 585,495 | ... | 62,533 | 126,877 |
| Oil-seeds 10. Linseed | 3 | 2,050 | 23,971 | ... | ... | ... |
| Oil-seeds 11. Til or gingelly | 17,308 | 18,024 | 5,454 | ... | 26,501 | 66,560 |
| Oil-seeds 12. Others | 95,445 | 107,187 | 130,972 | ... | 19,685 | 57,647 |
| 13. Condiments and spices | 11,660 | 11,979 | 19,652 | ... | 2,948 | 10,497 |
| Sugar 14. Sugarcane | 1,847 | 8,975 | 981 | ... | 118 | 5,072 |
| Sugar 15. Others | 6,025 | 4,989 | 711 | ... | 1,718 | 2,608 |
| Fibres 16. Cotton | 144,250 | 346,542 | 265,099 | ... | ... | 31 |
| Fibres 17. Jute | ... | ... | ... | ... | ... | ... |
| Fibres 18. Others | 200 | 771 | 723 | ... | 75 | 616 |
| Dyes 19. Indigo | 4,548 | 1,172 | 39,171 | ... | 15,895 | 10,533 |
| Dyes 20. Others | ... | ... | ... | ... | 862 | 192 |
| Drugs and narcotics. 21. Opium | 2 | ... | ... | ... | ... | ... |
| Drugs and narcotics. 22. Coffee | 2 | ... | ... | ... | ... | ... |
| Drugs and narcotics. 23. Tea | ... | ... | ... | ... | ... | ... |
| Drugs and narcotics. 24. Tobacco | 1,810 | 4,911 | 10,290 | ... | 121 | 557 |
| Drugs and narcotics. 25. Cinchona | ... | ... | ... | ... | ... | ... |
| Drugs and narcotics. 26. Indian hemp | ... | ... | 16 | ... | ... | 9 |
| Drugs and narcotics. 27. Others | ... | ... | 2,750 | ... | ... | 36 |
| 28. Fodder crops | ... | ... | ... | ... | 277 | ... |
| 29. Orchards and garden produce | 37,041 | 13,985 | 5,062 | 1 | 63,854 | 40,373 |
| 30. Miscellaneous food crops | 83 | 10 | ... | ... | 1,492 | 797 |
| 30. ,, non-food crops | ... | ... | ... | ... | ... | ... |
| 31. Total | 1,348,051 | 2,126,030 | 1,911,935 | 129 | 709,894 | 992,100 |
| 32. Area cropped more than once | 51,831 | 23,025 | 37,829 | ... | 89,933 | 177,101 |
| 33. Net area cropped during the year | 1,296,220 | 2,103,005 | 1,874,106 | 129 | 619,961 | 814,999 |
| **A. 4.—Stock, &c.** | | | | | | |
| 1. Bulls and Bullocks | NO. 147,698 | NO. 216,383 | NO. 153,764 | NO. 3,805 | NO. 149,691 | NO. 283,542 |
| 2. Cows | 146,204 | 115,828 | 101,514 | 2,790 | 108,401 | 236,298 |
| 3. Male Buffaloes | 37,139 | 18,782 | 23,061 | 67 | 51,418 | 55,717 |
| 4. Cow Buffaloes | 61,451 | 8,0377 | 126,943 | 2,667 | 40,457 | 73,253 |
| 5. Young stock (Calves and Buffalo Calves) | 210,111 | 223,676 | 227,154 | 2,692 | 89,516 | 234,217 |
| 6. Sheep | 891,804 | 610,734 | 586,782 | 3,427 | 269,525 | 622,810 |
| 7. Goats | | | | | | |
| 8. Horses and Ponies | 3,127 | 4,771 | 3,425 | 2,810 | 888 | 2,382 |
| 9. Mules and Donkeys | 15,943 | 9,813 | 11,138 | 153 | 1,771 | 6,560 |
| 10. Camels | ... | 12 | ... | ... | ... | ... |
| 11. Ploughs | 68,805 | 87,689 | 72,832 | 254 | 104,429 | 161,936 |
| 12. Carts | 17,546 | 26,410 | 28,081 | 3,596 | 16,134 | 24,186 |



## B.—AGRICULTURE—*continued.*

**(55)—*Statement showing the total acreage, classification of areas, irrigation, crops, current fallows and stock in each district of the Madras Presidency during the official year* 1890-91—continued.

| Madras Presidency. | Districts—*continued.* South Arcot. | Tanjore. | Trichinopoly. | Madura. | Tinnevelly. |
|---|---|---|---|---|---|
| **A. 1.—Total Acreage.** | | | | | |
| 1. Area according to professional survey | ACRES. 3,289,810 | ACRES. 2,394,019 | ACRES. 3,023,480 | ACRES. 5,631,560 | ACRES. 3,447,080 |
| 2. Deduct (a) Feudatory and Tributary States | ... | ... | 704,640 | ... | ... |
| 2. Deduct (b) Area for which no returns exist | 22,400 | 191,633 | 391,680 | 3,639,264 | 869,292 |
| 3. Net area by professional survey | 3,267,410 | 2,202,386 | 1,932,160 | 1,992,296 | 2,578,388 |
| 4. Corresponding area in village papers | ... | ... | ... | ... | ... |
| **A. 2.—Classification of Area shown in item 3 of A. 1.** | | | | | |
| 1. Forests | 682,709 | 22,052 | 151,755 | ... | 388,347 |
| 2. Not available for cultivation | 457,421 | 553,337 | 325,966 | 573,141* | 335,740 |
| 3. Culturable waste other than fallow | 556,844 | 138,633 | 233,344 | 224,735 | 180,045 |
| 4. Current fallows | 174,047 | 232,070 | 251,321 | 175,637 | 474,037 |
| 5. Net area cropped during the year | 1,396,389 | 1,256,294 | 969,774 | 1,018,723 | 1,200,219 |
| 6. Irrigated during the year from (a) Government canals | 141,915 | 896,665 | 156,142 | 45,047 | 72,469 |
| 6. Irrigated during the year from (b) Private canals | 155 | ... | ... | 221 | 7 |
| 6. Irrigated during the year from (c) Tanks | 229,049 | 110,524 | 60,925 | 173,552 | 178,080 |
| 6. Irrigated during the year from (d) Wells | 56,895 | 7,482 | 45,768 | 100,546 | 113,977 |
| 6. Irrigated during the year from (e) Other sources | 10,231 | 1,126 | 5,747 | 1,601 | 4,304 |
| Total Area Irrigated | 438,245 | 1,015,797 | 268,582 | 320,967 | 368,837* |
| 7. Crops irrigated (a) Wheat | ... | ... | ... | ... | ... |
| 7. Crops irrigated (b) Other cereals and pulses | 303,550 | 993,727 | 222,787 | 189 | ... |
| 7. Crops irrigated (c) Miscellaneous food crops | 34,958 | 17,464 | 34,135 | 290,202 | 320,129 |
| 7. Crops irrigated (d) ,, non-food crops | 9,737 | 4,606 | 11,660 | 25,758 | 34,023 |
| | | | | 4,818 | 14,685 |
| **A. 3. Acreage under Crops.** | | | | | |
| Cereals and pulses. 1. Rice | 400,274 | 1,040,836 | 212,677 | 187,604 | 210,130 |
| Cereals and pulses. 2. Wheat | ... | ... | ... | 316 | ... |
| Cereals and pulses. 3. Barley | ... | ... | ... | ... | ... |
| Cereals and pulses. 4. Cholum or Jowar (millet) | 57,134 | 18,153 | 157,322 | 242,320 | 140,211 |
| Cereals and pulses. 5. Cumbu or Bajra (millet) | 342,688 | 35,580 | 222,835 | 115,260 | 189,532 |
| Cereals and pulses. 6. Ragi or mandua | 146,318 | 36,385 | 113,242 | 93,446 | 56,293 |
| Cereals and pulses. 7. Maize | 7,911 | ... | ... | 149 | ... |
| Cereals and pulses. 8. Gram (pulse) | 882 | 3 | 1,015 | 1,405 | 5,792 |
| Cereals and pulses. 9. Other food-grains, including pulses. | 292,963 | 105,193 | 226,983 | 299,585 | 333,452 |
| Oil-seeds 10. Linseed | ... | ... | ... | ... | ... |
| Oil-seeds 11. Til or gingelly | 57,004 | 12,073 | 18,821 | 56,423 | 130,419 |
| Oil-seeds 12. Others | 165,022 | 38,038 | 35,558 | 34,941 | 9,617 |
| 13. Condiments and spices | 11,234 | 7,611 | 26,953 | 8,834 | 11,050 |
| Sugar 14. Sugarcane | 4,268 | 263 | 5,135 | 604 | 156 |
| Sugar 15. Others | 1,378 | 1,407 | 192 | 623 | 627 |
| Fibres 16. Cotton | 2,999 | 3,310 | 17,388 | 71,128 | 227,378 |
| Fibres 17. Jute | ... | ... | ... | ... | ... |
| Fibres 18. Others | 1,123 | 18 | 214 | 43 | 426 |
| Dyes 19. Indigo | 37,847 | 585 | 3,164 | 34 | 669 |
| Dyes 20. Others | ... | 1,246 | 635 | 50 | 34 |
| Drugs and narcotics. 21. Opium | ... | ... | ... | ... | ... |
| Drugs and narcotics. 22. Coffee | ... | ... | ... | ... | ... |
| Drugs and narcotics. 23. Tea | ... | ... | ... | 3,091 | 1,886 |
| Drugs and narcotics. 24. Tobacco | ... | ... | ... | ... | ... |
| Drugs and narcotics. 25. Cinchona | 3,430 | 6,015 | 1,660 | 4,531 | 2,415 |
| Drugs and narcotics. 26. Indian hemp | ... | ... | ... | 14 | ... |
| Drugs and narcotics. 27. Others | ... | ... | ... | ... | ... |
| 28. Fodder crops | 28 | 5 | 71 | 2 | 9,394 |
| 29. Orchards and garden produce | ... | ... | ... | ... | 21,403 |
| 30. Miscellaneous food crops | 50,246 | 41,945 | 21,880 | 11,303 | 53,528 |
| 30. ,, non-food crops | 1,326 | 2,042 | 652 | 371 | 2,262 |
| 31. Total | 1,583,958 | 1,350,708 | 1,063,417 | 1,131,879 | 1,406,674 |
| 32. Area cropped more than once | 187,596 | 94,414 | 93,643 | 113,156 | 206,455 |
| 33. Net area cropped during the year | 1,396,389 | 1,256,294 | 969,774 | 1,018,723 | 1,200,219 |
| **A. 4.—Stock, &c.** | | | | | |
| 1. Bulls and Bullocks | NO. 351,799 | NO. 302,972 | NO. 203,465 | NO. 207,683 | NO. 190,052 |
| 2. Cows | 330,740 | 214,941 | 161,521 | 207,403 | 106,760 |
| 3. Male Buffaloes | 62,354 | 57,163 | 16,067 | 11,443 | 21,204 |
| 4. Cow Buffaloes | 82,429 | 90,465 | 71,829 | 40,774 | 47,408 |
| 5. Young stock (Calves and Buffalo Calves) | 262,306 | 215,575 | 184,819 | 182,411 | 130,486 |
| 6. Sheep | 987,728 | 572,876 | 1,083,131 | 712,138 | 656,162 |
| 7. Goats | | | | | |
| 8. Horses and Ponies | 3,024 | 1,460 | 753 | 3,055 | 576 |
| 9. Mules and Donkeys | 2,735 | 859 | 1,770 | 7,037 | 9,531 |
| 10. Camels | ... | 6 | 1 | ... | ... |
| 11. Ploughs | 219,646 | 182,771 | 108,984 | 131,324 | 87,161 |
| 12. Carts | 31,460 | 22,698 | 18,615 | 19,264 | 29,054 |

* Correct information not available.

## B.—AGRICULTURE—*continued.*

(55)—*Statement showing the total acreage, classification of areas, irrigation, crops, current fallows and stock in each district of the Madras Presidency during the official year* 1890-91—continued.

| Madras Presidency. | Districts—*continued.* | | | | | |
|---|---|---|---|---|---|---|
| | Coimbatore. | Nilgiris. | Salem. | South Canara. | Malabar. | Total. |
| **A. 1.—Total Acreage.** | | | | | | |
| | ACRES. | ACRES. | ACRES. | ACRES. | ACRES. | ACRES. |
| 1. Area according to professional survey | 5,030,400 | 612,628 | 4,781,213 | 2,497,280 | 3,577,006 | 91,031,690 |
| 2. Deduct (a) Feudatory and Tributary States | ... | ... | ... | ... | ... | 970,880 |
| 2. Deduct (b) Area for which no returns exist | 214,918 | ... | 1,111,675 | ... | 3,614 | 29,810,937 |
| 3. Net area by professional survey | 4,815,482 | 612,628 | 3,669,538 | 2,497,280 | 3,573,452 | 60,249,873 |
| 4. Corresponding area in village papers | ... | ... | ... | ... | ... | ... |
| **A. 2.—Classification of Area shown in item 3 of A. 1.** | | | | | | |
| 1. Forests | 1,147,440 | 254,535 | 1,297,024 | 1,123,331 | 541,050 | 11,541,881 |
| 2. Not available for cultivation | 560,206 | 34,464 | 406,606 | 874,674 | 1,339,238 | 11,960,222 |
| 3. Culturable waste other than fallow | 399,084 | 116,088 | 651,675 | 83,528 | 723,307 | 7,869,272 |
| 4. Current fallows | 504,129 | 135,934 | 123,746 | 37,301 | 60,045 | 5,176,218 |
| 5. Net area cropped during the year | 2,204,623 | 71,607 | 1,190,487 | 378,446 | 909,812 | 23,702,280 |
| 6. Irrigated during the year from (a) Government canals | 102,288 | There are no irrigation works in this district. | 33,947 | There are no irrigation works in this district. | ... | 2,684,708 |
| 6. Irrigated during the year from (b) Private canals | 1,521 | | 630 | | 11,328 | 27,129 |
| 6. Irrigated during the year from (c) Tanks | 13,542 | | 84,434 | | 7,899 | 2,187,521 |
| 6. Irrigated during the year from (d) Wells | 379,463 | | 77,606 | | 2,757 | 1,248,581 |
| 6. Irrigated during the year from (e) Other sources | 6,625 | | 16,115 | | 15,613 | 173,016 |
| Total Area Irrigated | 503,439 | | 212,782 | | 37,597 | 6,320,955 |
| 7. Crops irrigated (a) Wheat | 2,476 | | 1 | | ... | 4,929 |
| 7. Crops irrigated (b) Other cereals and pulses | 318,663 | | 163,772 | | 36,067 | 5,535,596 |
| 7. Crops irrigated (c) Miscellaneous food crops | 152,869 | | 48,945 | | 1,530 | 602,781 |
| 7. Crops irrigated (d) ,, non-food crops | 29,431 | | 64 | | ... | 177,649 |
| **A. 3.—Acreage under Crops.** | | | | | | |
| Cereals and pulses. 1. Rice | 91,305 | 5,782 | 103,148 | 475,190 | 609,534 | 6,159,628 |
| Cereals and pulses. 2. Wheat | 2,460 | 1,331 | 200 | ... | ... | 18,258 |
| Cereals and pulses. 3. Barley | ... | 3,534 | ... | ... | ... | 3,534 |
| Cereals and pulses. 4. Cholum or Jowar (millet) | 737,654 | 9 | 84,560 | ... | 435 | 4,429,084 |
| Cereals and pulses. 5. Cumbu or Bajra (millet) | 606,770 | ... | 311,096 | ... | 49 | 2,746,812 |
| Cereals and pulses. 6. Ragi or mandua | 198,932 | 1,994 | 282,709 | 3,379 | 4,247 | 1,633,109 |
| Cereals and pulses. 7. Maize | 103 | 21 | 151 | ... | ... | 42,027 |
| Cereals and pulses. 8. Gram (pulse) | 12,940 | 71 | 4,585 | ... | ... | 137,650 |
| 9. Other food-grains, including pulses. | 356,798 | 15,107 | 421,142 | 36,265 | 18,455 | 5,358,823 |
| Oil-seeds 10. Linseed | ... | ... | ... | ... | ... | 26,065 |
| Oil-seeds 11. Til or gingelly | 97,185 | 33 | 58,226 | 4,296 | 17,694 | 751,986 |
| Oil-seeds 12. Others | 44,636 | 200 | 34,837 | 406 | 1,830 | 1,140,654 |
| 13. Condiments and spices | 23,110 | 488 | 14,160 | 16,941 | 42,987 | 375,629 |
| Sugar 14. Sugarcane | 5,156 | ... | 2,018 | 860 | 20 | 56,870 |
| Sugar 15. Others | 598 | ... | 675 | 426 | 1,674 | 33,942 |
| Fibres 16. Cotton | 256,129 | ... | 19,940 | 139 | ... | 1,737,722 |
| Fibres 17. Jute | ... | ... | ... | ... | ... | ... |
| Fibres 18. Others | 210 | ... | 636 | 44 | 16 | 91,370 |
| Dyes 19. Indigo | 13 | ... | 2,618 | ... | ... | 255,511 |
| Dyes 20. Others | 145 | ... | 170 | ... | ... | 3,349 |
| Drugs and narcotics. 21. Opium | 2 | ... | ... | ... | ... | 181 |
| Drugs and narcotics. 22. Coffee | 885 | 23,171 | 6,130 | 98 | 34,956 | 70,219 |
| Drugs and narcotics. 23. Tea | ... | 5,266 | ... | ... | 472 | 5,738 |
| Drugs and narcotics. 24. Tobacco | 13,945 | 6 | 5,275 | 845 | 25 | 89,989 |
| Drugs and narcotics. 25. Cinchona | 2,026 | 10,992 | ... | ... | 375 | 13,407 |
| Drugs and narcotics. 26. Indian hemp | ... | ... | 24 | ... | ... | 105 |
| Drugs and narcotics. 27. Others | ... | ... | 71 | ... | 4 | 12,381 |
| 28. Fodder crops | ... | 47 | 35 | ... | ... | 24,895 |
| 29. Orchards and garden produce | 13,958 | 4,140 | 13,450 | 26,791 | 289,346 | 851,949 |
| 30. Miscellaneous food crops | 871 | 1,987 | 803 | 2 | 3,776 | 18,631 |
| 30. ,, non-food crops | ... | ... | ... | ... | ... | ... |
| 31. Total | 2,470,881 | 74,179 | 1,366,659 | 565,682 | 1,025,895 | 26,095,518 |
| 32. Area cropped more than once | 266,258 | 2,572 | 176,172 | 187,236 | 116,083 | 2,393,238 |
| 33. Net area cropped during the year | 2,204,623 | 71,607 | 1,190,487 | 378,446 | 909,812 | 23,702,280 |
| **A. 4.—Stock, &c.** | | | | | | |
| | NO. | NO. | NO. | NO. | NO. | NO. |
| 1. Bulls and Bullocks | 347,574 | 12,199 | 254,807 | 183,288 | 281,202 | 4,226,332 |
| 2. Cows | 436,850 | 18,636 | 419,116 | 159,889 | 287,593 | 3,888,481 |
| 3. Male Buffaloes | 9,804 | 2,691 | 13,291 | 154,432 | 105,721 | 900,036 |
| 4. Cow Buffaloes | 69,633 | 12,758 | 60,098 | 20,728 | 28,928 | 1,497,530 |
| 5. Young stock (Calves and Buffalo Calves) | 370,020 | 23,853 | 349,967 | 164,535 | 233,187 | 4,458,434 |
| 6. Sheep | 1,363,956 | 8,060 | 1,210,683 | 10,401 | 66,738 | 12,560,076 |
| 7. Goats | 3,652 | 1,461 | 3,631 | 211 | 876 | 46,106 |
| 8. Horses and Ponies | 17,100 | 84 | 9,153 | 1 | 217 | 127,302 |
| 9. Mules and Donkeys | ... | ... | ... | ... | ... | 42 |
| 10. Camels | 209,446 | 5,335 | 171,395 | 242,008 | 169,136 | 2,536,167 |
| 11. Ploughs | 29,982 | 807 | 12,000 | 3,556 | 8,544 | 443,549 |
| 12. Carts | ... | ... | ... | ... | ... | ... |



## C.—TRADE.

(56)—Statement of quantities and value of the principal articles of merchandise and value of treasure imported from foreign countries into the Presidency of Madras during the two official years 1889-90 and 1890-91.

(56)—*Statement of quantities and value of the principal articles of merchandise and value of treasure imported from foreign countries into the Presidency of Madras during the two official years* 1889-90 *and* 1890-91.

| Articles. | | United Kingdom. | | | | Austria. | | | | France. | | | | Germany. | | | | Holland. | | | |
|---|---|---|---|---|---|---|---|---|---|---|---|---|---|---|---|---|---|---|---|---|---|
| | | 1889-90. | | 1890-91. | | 1889-90. | | 1890-91. | | 1889-90. | | 1890-91. | | 1889-90. | | 1890-91. | | 1889-90. | | 1890-91. | |
| | | Q. | V. | Q. | V. | Q. | V. | Q. | V. | Q. | V. | Q. | V. | Q. | V. | Q. | V. | Q. | V. | Q. | V. |
| 1 | | 2 | 3 | 4 | 5 | 6 | 7 | 8 | 9 | 10 | 11 | 12 | 13 | 14 | 15 | 16 | 17 | 18 | 19 | 20 | 21 |
| | | | Rs. | | Rs. | | Rs. | | Rs. | | Rs. | | Rs. | | Rs. | | Rs. | | Rs. | | Rs. |
| Agricultural implements | Val. | ... | 1,17,962 | ... | 89,277 | ... | 4,720 | ... | 515 | ... | ... | ... | ... | ... | ... | ... | ... | ... | ... | ... | ... |
| Animals, living | No. | 40 | 2,000 | 15 | 10,850 | ... | ... | ... | ... | ... | ... | ... | ... | ... | ... | ... | ... | ... | ... | ... | ... |
| Apparel | Val. | ... | 8,64,987 | ... | 7,64,843 | ... | 13,373 | ... | 11,406 | ... | 12,76,092 | ... | 11,61,635 | ... | 3,336 | ... | 9,906 | ... | ... | ... | ... |
| Arms, &c. | ,, | ... | 5,51,680 | ... | 7,24,645 | ... | ... | ... | ... | ... | ... | ... | 405 | ... | 180 | ... | 72,673 | ... | ... | ... | ... |
| Books, &c. | Cwt. | 1,292 | 2,38,514 | 1,319 | 2,59,589 | 2 | 533 | 8 | 943 | 1 | 190 | 2 | 265 | 2 | 500 | 2 | 225 | ... | ... | ... | ... |
| Building materials— | | | | | | | | | | | | | | | | | | | | | |
| Cement | Cwt. | 45,746 | 1,15,202 | 54,735 | 1,35,380 | ... | ... | ... | ... | ... | ... | ... | ... | ... | ... | ... | ... | ... | ... | ... | ... |
| Other sorts | Val. | ... | 26,575 | ... | 31,265 | ... | ... | ... | ... | ... | ... | ... | ... | ... | ... | 3,000 | 844 | ... | ... | ... | ... |
| Candles of all sorts | lb. | 455,727 | 1,38,065 | 490,521 | 1,46,215 | 159 | 50 | 41 | 371 | 401 | 11,031 | 655 | 18,670 | ... | ... | 336 | 1,106 | ... | ... | ... | ... |
| Clocks and watches | No. | 4,863 | 30,610 | 10,915 | 55,813 | 60 | 271 | ... | ... | ... | ... | ... | ... | ... | ... | ... | ... | ... | ... | ... | ... |
| Coal— | | | | | | | | | | | | | | | | | | | | | |
| Coal | Tons. | 25,995 | 5,61,649 | 37,510 | 8,10,317 | ... | ... | ... | ... | ... | ... | ... | ... | ... | ... | ... | ... | ... | ... | ... | ... |
| Coke | ,, | 2,490 | 78,497 | 1,104 | 39,177 | ... | ... | ... | ... | ... | ... | ... | ... | ... | ... | ... | ... | ... | ... | ... | ... |
| Corals, real | lb. | 1,308 | 8,000 | 2,496 | 16,000 | ... | ... | ... | ... | 1,147 | 8,539 | 953 | 8,106 | ... | ... | ... | ... | ... | ... | ... | ... |
| Corks | Cwt. | 116 | 14,470 | 86 | 10,025 | 1 | 97 | lb. 16 | 18 | lb. 20 | 22 | 1 | 300 | lb. 16 | 18 | ... | ... | ... | ... | ... | ... |
| Cotton— | | | | | | | | | | | | | | | | | | | | | |
| Raw | Cwt. | ... | ... | ... | ... | ... | ... | ... | ... | ... | ... | ... | ... | ... | ... | ... | ... | ... | ... | ... | ... |
| Twist and yarn | lb. | 13,608,739 | 107,66,064 | 13,816,044 | 106,45,608 | 8,906 | 7,211 | 5,056 | 3,639 | ... | ... | 4,000 | 3,600 | ... | ... | 23,200 | 21,060 | ... | ... | ... | ... |
| Manufactures— | | | | | | | | | | | | | | | | | | | | | |
| Piece-goods— | | | | | | | | | | | | | | | | | | | | | |
| Grey | Yds. | 84,775,608 | 120,11,088 | 75,894,813 | 111,79,556 | ... | ... | 85 | 42 | ... | ... | ... | ... | ... | ... | ... | ... | ... | ... | ... | ... |
| White | ,, | 14,097,614 | 24,85,925 | 10,929,560 | 18,80,054 | 1,275 | 434 | 794 | 350 | ... | ... | ... | ... | ... | ... | ... | ... | ... | ... | ... | ... |
| Coloured | ,, | 42,374,197 | 74,40,268 | 31,534,345 | 53,75,031 | 28,296 | 4,869 | 45,240 | 7,178 | 160 | 35 | ... | ... | ... | ... | ... | ... | ... | ... | ... | ... |
| Other sorts | Val. | ... | 1,44,619 | ... | 58,770 | ... | ... | ... | ... | ... | ... | ... | ... | ... | ... | ... | ... | ... | ... | ... | ... |
| Thread, sewing | lb. | 38,201 | 56,505 | 49,526 | 74,699 | ... | ... | ... | 760 | ... | ... | ... | 270 | ... | ... | ... | 400 | ... | ... | ... | ... |
| Other sorts of manufactures | Val. | ... | 24,665 | ... | 27,073 | ... | ... | ... | 672 | ... | 8 | ... | 14,405 | ... | 165 | ... | 905 | ... | ... | ... | ... |
| Drugs and medicines | ,, | ... | 1,07,259 | ... | 1,30,174 | ... | 1,088 | ... | ... | 1 | 425 | 6 | 2,200 | 4 | 475 | 458 | 26,243 | ... | ... | ... | ... |
| Dyeing materials | Cwt. | 408 | 32,535 | 401 | 22,512 | 60 | 3,755 | lb. 50 | 163 | ... | 550 | ... | 200 | ... | 60 | ... | 1,360 | ... | ... | ... | ... |
| Earthenware and porcelain | Val. | ... | 93,504 | ... | 1,25,786 | ... | ... | ... | 190 | ... | ... | ... | ... | ... | ... | ... | ... | ... | ... | ... | ... |
| Flax manufactures— | | | | | | | | | | | | | | | | | | | | | |
| Piece-goods | Yds. | 178,048 | 52,738 | 166,352 | 49,109 | ... | ... | ... | ... | ... | ... | ... | ... | ... | ... | ... | ... | ... | ... | ... | ... |
| Canvas | ,, | 84,850 | 29,612 | 199,754 | 68,994 | ... | ... | ... | ... | ... | ... | ... | ... | ... | ... | ... | ... | ... | ... | ... | ... |
| Other sorts | lb. | 10,557 | 5,753 | 14,603 | 14,356 | 672 | 672 | 210 | 138 | ... | ... | ... | ... | ... | ... | ... | ... | ... | ... | ... | ... |
| Fruits and vegetables | Val. | ... | 1,461 | ... | 81 | ... | ... | ... | ... | ... | ... | ... | ... | ... | ... | ... | ... | ... | ... | ... | ... |
| Glass and glassware— | | | | | | | | | | | | | | | | | | | | | |
| Beads and false pearls | Cwt. | 52 | 11,474 | 78 | 13,534 | 77 | 15,093 | 62 | 7,168 | 149 | 20,551 | 124 | 21,088 | ... | ... | 45 | 3,937 | ... | ... | 18 | 1,000 |
| Other ware | Val. | ... | 2,06,016 | ... | 1,67,399 | ... | 5,771 | ... | 12,015 | ... | 1,375 | ... | 175 | ... | 1,620 | ... | 6,047 | ... | ... | ... | ... |
| Gums and resins | Cwt. | 2,669 | 14,068 | 2,234 | 10,788 | ... | ... | ... | ... | ... | ... | ... | ... | ... | ... | ... | ... | ... | ... | ... | ... |
| Hardware and cutlery | Val. | ... | 15,40,228 | ... | 14,83,122 | ... | 7,867 | ... | 15,273 | ... | 620 | ... | 3,168 | ... | 5,276 | ... | 20,980 | ... | ... | ... | ... |
| Instruments and apparatus | ,, | ... | 2,24,786 | ... | 1,88,174 | ... | 1,713 | ... | 1,258 | ... | 700 | ... | 1,220 | ... | 4,625 | ... | 20,443 | ... | ... | ... | ... |
| Ivory— | | | | | | | | | | | | | | | | | | | | | |
| Manufactured & unmanufactured. | Val. | ... | ... | ... | 68,793 | ... | ... | ... | 150 | ... | 2,434 | ... | 110 | ... | ... | ... | ... | ... | ... | ... | ... |
| Jewellery, &c. | ,, | ... | 28,600 | ... | ... | ... | ... | ... | ... | ... | ... | ... | ... | ... | ... | ... | ... | ... | ... | ... | ... |
| Leather and its manufactures | ,, | ... | 1,50,060 | ... | 1,72,296 | ... | 220 | ... | 555 | ... | 180 | ... | 100 | ... | ... | ... | 320 | ... | ... | ... | ... |
| Liquors— | | | | | | | | | | | | | | | | | | | | | |
| Ale, Beer, and Porter | Gals. | 513,132 | 6,71,312 | 524,845 | 6,14,979 | 927 | 2,826 | ... | ... | ... | ... | 282 | 777 | 13,012 | 40,802 | 14,794 | 42,644 | ... | ... | ... | ... |
| Spirits | ,, | 90,452 | 6,42,844 | 84,854 | 6,22,214 | 21 | 777 | 132 | 1,760 | 7,497 | 73,452 | 10,139 | 89,587 | 9,577 | 22,254 | 19,740 | 40,243 | 1,074 | 2,585 | 1,584 | 5,071 |
| Wines and Liqueurs | ,, | 36,010 | 2,72,137 | 36,354 | 2,90,590 | 1,672 | 6,867 | 2,524 | 16,404 | 11,105 | 70,023 | 17,298 | 86,925 | 927 | 6,602 | 767 | 5,751 | 113 | 960 | ... | ... |
| Other sorts | ,, | 658 | 2,536 | 490 | 1,812 | ... | ... | ... | ... | ... | ... | ... | ... | ... | ... | ... | ... | ... | ... | ... | ... |
| Machinery and millwork | Val. | ... | 16,66,456 | ... | 16,23,864 | ... | 7,281 | ... | 8,130 | ... | ... | ... | 696 | ... | 1,314 | ... | 1,000 | ... | ... | ... | ... |
| Matches, lucifer and other | ,, | ... | 1,66,248 | ... | 2,22,426 | ... | ... | ... | ... | ... | 2,500 | ... | ... | ... | 27,712 | ... | 1,42,382 | ... | ... | ... | ... |
| Metals— | | | | | | | | | | | | | | | | | | | | | |
| Copper— | | | | | | | | | | | | | | | | | | | | | |
| Unwrought | Cwt. | 2,187 | 90,149 | 2,396 | 1,11,305 | ... | ... | ... | ... | ... | ... | ... | ... | ... | ... | ... | ... | ... | ... | ... | ... |
| Wrought | ,, | 32,337 | 12,84,328 | 39,243 | 15,14,486 | 41 | 13,711 | 70 | 20,781 | 130 | 35,576 | 243 | 62,748 | 3 | 812 | 27 | 6,703 | ... | ... | ... | ... |
| Other sorts | ,, | ... | ... | ... | ... | ... | ... | ... | ... | ... | ... | ... | ... | ... | ... | ... | ... | ... | ... | ... | ... |
| Iron— | | | | | | | | | | | | | | | | | | | | | |
| Wrought | Cwt. | 256,692 | 15,63,115 | 408,671 | 22,89,671 | 30 | 539 | ... | ... | ... | ... | ... | ... | 53 | 610 | 333 | 2,153 | ... | ... | ... | ... |
| Other sorts | ,, | 12,920 | 34,219 | 2,700 | 7,007 | ... | ... | ... | ... | ... | ... | ... | ... | ... | ... | ... | ... | ... | ... | ... | ... |
| Lead | ,, | 2,830 | 37,158 | 5,360 | 41,318 | ... | ... | ... | ... | ... | ... | 80 | 1,040 | ... | ... | ... | ... | ... | ... | ... | ... |
| Steel | ,, | 16,320 | 1,52,486 | 21,310 | 2,00,485 | ... | ... | ... | ... | ... | ... | ... | ... | ... | ... | ... | ... | ... | ... | ... | ... |
| Tin— | | | | | | | | | | | | | | | | | | | | | |
| Unwrought | Cwt. | 12 | 958 | 18 | 1,388 | ... | ... | ... | ... | ... | ... | ... | ... | ... | ... | ... | ... | ... | ... | ... | ... |
| Wrought | ,, | ... | ... | 238 | 2,829 | ... | ... | ... | ... | ... | ... | ... | ... | ... | ... | ... | ... | ... | ... | ... | ... |
| Zinc or spelter | ,, | 1,510 | 23,863 | 3,866 | 65,700 | ... | ... | 15 | 385 | ... | ... | ... | ... | 13 | 331 | 10 | 235 | ... | ... | ... | ... |
| All other sorts (unenumerated) | ,, | 434 | 40,832 | 516 | 45,744 | 12 | 1,406 | 13 | 1,531 | ... | ... | ... | ... | 3 | 386 | 19 | 2,344 | ... | ... | ... | ... |
| Oils | Gals. | 44,498 | 72,515 | 32,418 | 60,222 | ... | 93 | 578 | 530 | ... | ... | ... | ... | ... | ... | ... | ... | ... | ... | ... | ... |
| Paints, colours, and painters' materials | Val. | ... | 1,41,523 | ... | 2,17,053 | ... | ... | ... | 448 | ... | ... | ... | ... | ... | 2,358 | ... | 2,641 | ... | ... | ... | ... |
| Paper and pasteboard | ,, | ... | 3,75,572 | ... | 3,76,794 | ... | 43,791 | ... | 23,440 | ... | 657 | ... | 580 | ... | 6,196 | ... | 20,646 | ... | ... | ... | ... |
| Provisions | ,, | ... | 6,64,327 | ... | 7,02,920 | ... | 4,454 | ... | 2,234 | ... | 2,717 | ... | 3,454 | ... | 1,103 | ... | 6,915 | ... | ... | ... | ... |
| Railway plant and rolling-stock | ,, | ... | 39,88,217 | ... | 53,05,589 | ... | ... | ... | ... | ... | ... | ... | ... | ... | ... | ... | ... | ... | ... | ... | ... |
| Salt | Tons. | 53 | 7,481 | 52 | 7,973 | ... | ... | ... | ... | ... | ... | ... | ... | ... | ... | ... | ... | ... | ... | ... | ... |
| Shells and cowries | Val. | ... | ... | ... | ... | ... | ... | ... | ... | ... | ... | ... | ... | ... | ... | ... | ... | ... | ... | ... | ... |
| Silk— | | | | | | | | | | | | | | | | | | | | | |
| Raw | lb. | ... | ... | ... | ... | ... | ... | ... | ... | ... | ... | ... | ... | ... | ... | ... | ... | ... | ... | ... | ... |
| Manufactures of— | | | | | | | | | | | | | | | | | | | | | |
| Piece-goods | Yds. | 16,772 | 23,723 | 17,711 | 20,913 | ... | ... | ... | ... | 1,918 | 3,252 | 4,139 | 7,153 | ... | ... | 953 | 1,505 | ... | ... | ... | ... |
| Other sorts | Val. | ... | 4,163 | ... | 1,421 | ... | ... | ... | ... | ... | 1,750 | ... | 169 | ... | ... | ... | ... | ... | ... | ... | ... |
| Spices | lb. | ... | ... | ... | ... | ... | ... | ... | ... | ... | ... | ... | ... | 6 | 2 | ... | ... | ... | ... | ... | ... |
| Sugar, sugarcandy, and other saccharine produce | Cwt. | 89 | 1,858 | 2,163 | 25,569 | ... | ... | 117 | 1,446 | 26 | 793 | ... | ... | ... | ... | 2,210 | 26,354 | ... | ... | ... | ... |
| Tea | lb. | 448 | 200 | 20 | 25 | ... | ... | ... | ... | ... | ... | ... | ... | ... | ... | ... | ... | ... | ... | ... | ... |
| Tobacco— | | | | | | | | | | | | | | | | | | | | | |
| Unmanufactured | lb. | ... | ... | 769 | 1,903 | ... | ... | ... | ... | ... | ... | ... | ... | 678 | 1,232 | ... | ... | ... | ... | 11,741 | 36,025 |
| Manufactured | ,, | 77,963 | 82,486 | 103,034 | 1,21,377 | 35 | 90 | ... | ... | 40 | 120 | ... | ... | ... | ... | 2 | 4 | ... | ... | 4,841 | 4,084 |
| Toys and requisites for games | Val. | ... | 1,42,963 | ... | 1,25,306 | ... | 1,550 | ... | 1,477 | ... | 940 | ... | 765 | ... | 220 | ... | 7,750 | ... | ... | ... | ... |
| Umbrellas | No. | 137,999 | 1,39,687 | 46,627 | 49,458 | 401 | 876 | 534 | 930 | 33 | 200 | ... | ... | ... | ... | ... | ... | ... | ... | ... | ... |
| Wood, timber, and manufactures thereof (including firewood) | Val. | ... | 19,146 | ... | 8,330 | ... | ... | ... | ... | ... | ... | ... | ... | ... | 720 | ... | 10 | ... | ... | ... | ... |
| Wool— | | | | | | | | | | | | | | | | | | | | | |
| Raw | lb. | ... | ... | ... | ... | ... | ... | ... | ... | ... | ... | ... | ... | ... | ... | 1 | 3 | ... | ... | ... | ... |
| Manufactures— | | | | | | | | | | | | | | | | | | | | | |
| Piece-goods | Yds. | 282,649 | 2,94,823 | 342,725 | 3,42,147 | 24,866 | 30,572 | 8,332 | 10,303 | 3,353 | 3,491 | 2,459 | 3,765 | 2,590 | 1,750 | 4,462 | 6,334 | ... | ... | ... | ... |
| Other sorts | Val. | ... | 43,766 | ... | 59,208 | ... | 2,350 | ... | 6,136 | ... | ... | ... | 1,248 | ... | 1,359 | ... | 29,124 | ... | ... | ... | ... |
| All other articles (unenumerated) | ,, | ... | 18,74,681 | ... | 12,36,494 | ... | 18,450 | ... | 19,977 | ... | 5,372 | ... | 7,706 | ... | 10,493 | ... | 25,469 | ... | ... | ... | ... |
| Merchandise — Free | ,, | ... | 505,67,169 | ... | 499,78,318 | ... | 1,92,986 | ... | 1,60,558 | ... | 13,80,120 | ... | 13,24,836 | ... | 72,663 | ... | 4,64,087 | ... | ... | ... | 41,109 |
| Merchandise — Dutiable | ,, | ... | 17,37,627 | ... | 17,13,203 | ... | 10,470 | ... | 18,164 | ... | 1,43,480 | ... | 1,77,694 | ... | 69,838 | ... | 92,661 | ... | 3,545 | ... | 5,071 |
| Total | | ... | 523,04,796 | ... | 516,91,521 | ... | 2,03,456 | ... | 1,78,722 | ... | 15,23,600 | ... | 15,02,530 | ... | 1,42,501 | ... | 5,56,748 | ... | 3,545 | ... | 46,180 |
| Treasure — Gold | Val. | ... | 6,38,818 | ... | 16,15,056 | ... | ... | ... | ... | ... | 210 | ... | 1,969 | ... | ... | ... | ... | ... | ... | ... | ... |
| Treasure — Silver | ,, | ... | 7,151 | ... | 9,365 | ... | ... | ... | ... | ... | ... | ... | ... | ... | ... | ... | ... | ... | ... | ... | ... |
| Total | | ... | 6,45,969 | ... | 16,24,421 | ... | ... | ... | ... | ... | 210 | ... | 1,969 | ... | ... | ... | ... | ... | ... | ... | ... |
| Grand total of imports of merchandise and treasure | Val. | ... | 529,50,765 | ... | 533,15,942 | ... | 2,03,456 | ... | 1,78,722 | ... | 15,23,810 | ... | 15,04,499 | ... | 1,42,501 | ... | 5,56,748 | ... | 3,545 | ... | 46,180 |
| Government. Stores | | ... | 17,82,808 | ... | 13,33,751 | ... | ... | ... | ... | ... | ... | ... | ... | ... | 2,334 | ... | ... | ... | ... | ... | ... |
| Government. Treasure— Gold | | ... | ... | ... | ... | ... | ... | ... | ... | ... | ... | ... | ... | ... | ... | ... | ... | ... | ... | ... | ... |
| Government. Treasure— Silver | | ... | ... | ... | ... | ... | ... | ... | ... | ... | ... | ... | ... | ... | ... | ... | ... | ... | ... | ... | ... |
| Government. Total, Treasure | | ... | ... | ... | ... | ... | ... | ... | ... | ... | ... | ... | ... | ... | ... | ... | ... | ... | ... | ... | ... |
| Government. Total, Stores and Treasure. | | ... | 17,82,808 | ... | 13,33,751 | ... | ... | ... | ... | ... | ... | ... | ... | ... | 2,334 | ... | ... | ... | ... | ... | ... |

(56)—*Statement of quantities and value of the principal articles of merchandise and value of treasure imported from foreign countries into the Presidency of Madras during the two official years* 1889-90 *and* 1890-91—continued.

| Articles. | | Italy. | | | | Malta. | | | | Portugal. | | | | Spain. | | | | Egypt. | | | |
|---|---|---|---|---|---|---|---|---|---|---|---|---|---|---|---|---|---|---|---|---|---|
| | | 1889-90. | | 1890-91. | | 1889-90. | | 1890-91. | | 1889-90. | | 1890-91. | | 1889-90. | | 1890-91. | | 1889-90. | | 1890-91. | |
| | | Q. | V. | Q. | V. | Q. | V. | Q. | V. | Q. | V. | Q. | V. | Q. | V. | Q. | V. | Q. | V. | Q. | V. |
| | | 22 | 23 | 24 | 25 | 26 | 27 | 28 | 29 | 30 | 31 | 32 | 33 | 34 | 35 | 36 | 37 | 38 | 39 | 40 | 41 |
| | | | Rs. | | Rs. | | Rs. | | Rs. | | Rs. | | Rs. | | Rs. | | Rs. | | Rs. | | Rs. |
| Agricultural implements | Val. | ... | ... | ... | ... | ... | ... | ... | ... | ... | ... | ... | ... | ... | ... | ... | ... | ... | ... | ... | ... |
| Animals, living | No. | ... | ... | ... | ... | ... | ... | ... | ... | ... | ... | ... | ... | ... | ... | ... | ... | ... | ... | ... | ... |
| Apparel | Val. | ... | 2,700 | ... | ... | ... | ... | ... | ... | ... | ... | ... | ... | ... | ... | ... | ... | ... | ... | ... | ... |
| Arms, &c. | ,, | ... | ... | ... | 18 | ... | ... | ... | ... | ... | ... | ... | ... | ... | ... | ... | ... | ... | 29 | ... | ... |
| Books, &c. | Cwt. | 1 | 50 | 1 | 50 | ... | ... | ... | ... | ... | ... | ... | ... | ... | ... | ... | ... | ... | ... | 1 | ... | 40 |
| Building materials— | | | | | | | | | | | | | | | | | | | | | |
| Cement | Cwt. | ... | ... | ... | ... | ... | ... | ... | ... | ... | ... | ... | ... | ... | ... | ... | ... | ... | ... | ... | ... |
| Other sorts | Val. | ... | 3,297 | ... | ... | ... | ... | ... | ... | ... | ... | ... | ... | ... | ... | ... | ... | ... | ... | ... | ... |
| Candles of all sorts | lb. | ... | ... | ... | ... | ... | ... | ... | ... | ... | ... | ... | ... | ... | ... | ... | ... | ... | ... | ... | ... |
| Clocks and watches | No. | ... | ... | ... | ... | ... | ... | ... | ... | ... | ... | ... | ... | ... | ... | ... | ... | ... | ... | ... | ... |
| Coal— | | | | | | | | | | | | | | | | | | | | | |
| Coal | Tons. | ... | ... | ... | ... | ... | ... | ... | ... | ... | ... | ... | ... | ... | ... | ... | ... | ... | ... | ... | ... |
| Coke | ,, | ... | ... | ... | ... | ... | ... | ... | ... | ... | ... | ... | ... | ... | ... | ... | ... | ... | ... | ... | ... |
| Corals, real | lb. | 9,302 | 84,000 | 12,890 | 1,65,023 | ... | ... | ... | ... | ... | ... | ... | ... | ... | ... | ... | ... | ... | ... | ... | ... |
| Corks | Cwt. | ... | ... | ... | ... | ... | ... | ... | ... | ... | ... | ... | ... | ... | ... | ... | ... | ... | ... | ... | ... |
| Cotton— | | | | | | | | | | | | | | | | | | | | | |
| Raw | Cwt. | ... | ... | ... | ... | ... | ... | ... | ... | ... | ... | ... | ... | ... | ... | ... | ... | ... | ... | ... | ... |
| Twist and yarn | lb. | 4,800 | 4,800 | 6,000 | 5,100 | ... | ... | ... | ... | ... | ... | ... | ... | ... | ... | ... | ... | ... | ... | ... | ... |
| Manufactures— | | | | | | | | | | | | | | | | | | | | | |
| Piece-goods— | | | | | | | | | | | | | | | | | | | | | |
| Grey | Yds. | ... | ... | ... | ... | ... | ... | ... | ... | ... | ... | ... | ... | ... | ... | ... | ... | ... | ... | ... | ... |
| White | ,, | ... | ... | ... | ... | ... | ... | ... | ... | ... | ... | ... | ... | ... | ... | ... | ... | ... | ... | ... | ... |
| Coloured | ,, | ... | ... | 1,012 | 210 | ... | ... | ... | ... | ... | ... | ... | ... | ... | ... | ... | ... | ... | ... | ... | ... |
| Other sorts | Val. | ... | ... | ... | ... | ... | ... | ... | ... | ... | ... | ... | ... | ... | ... | ... | ... | ... | ... | ... | ... |
| Thread, sewing | lb. | ... | ... | ... | ... | ... | ... | ... | ... | ... | ... | ... | ... | ... | ... | ... | ... | ... | ... | ... | ... |
| Other sorts of manufactures | Val. | ... | ... | ... | ... | ... | ... | ... | ... | ... | ... | ... | ... | ... | ... | ... | ... | ... | ... | ... | ... |
| Drugs and medicines | ,, | ... | 2,550 | ... | 2,130 | ... | ... | ... | ... | ... | ... | ... | ... | ... | ... | ... | ... | ... | ... | ... | ... |
| Dyeing materials | Cwt. | ... | ... | ... | ... | ... | ... | ... | ... | ... | ... | ... | ... | ... | ... | ... | ... | ... | ... | ... | ... |
| Earthenware and porcelain | Val. | ... | ... | ... | ... | ... | ... | ... | ... | ... | ... | ... | ... | ... | ... | ... | ... | ... | ... | ... | ... |
| Flax manufactures— | | | | | | | | | | | | | | | | | | | | | |
| Piece-goods | Yds. | ... | ... | ... | ... | ... | ... | ... | ... | ... | ... | ... | ... | ... | ... | ... | ... | ... | ... | ... | ... |
| Canvas | ,, | ... | ... | ... | ... | ... | ... | ... | ... | ... | ... | ... | ... | ... | ... | ... | ... | ... | ... | ... | ... |
| Other sorts | lb. | ... | ... | ... | ... | ... | ... | ... | ... | ... | ... | ... | ... | ... | ... | ... | ... | ... | ... | ... | ... |
| Fruits and vegetables | Val. | ... | 1,040 | ... | 2,062 | ... | ... | ... | ... | ... | ... | ... | ... | ... | ... | ... | ... | ... | ... | ... | ... |
| Glass and glassware— | | | | | | | | | | | | | | | | | | | | | |
| Beads and false pearls | Cwt. | 118 | 4,719 | 229 | 10,050 | ... | ... | ... | ... | ... | ... | ... | ... | ... | ... | ... | ... | ... | ... | ... | ... |
| Other ware | Val. | ... | 20 | ... | 70 | ... | ... | ... | ... | ... | ... | ... | ... | ... | ... | ... | ... | ... | ... | ... | ... |
| Gums and resins | Cwt. | ... | ... | ... | ... | ... | ... | ... | ... | ... | ... | ... | ... | ... | ... | ... | ... | ... | ... | ... | ... |
| Hardware and cutlery | Val. | ... | 130 | ... | 100 | ... | ... | ... | ... | ... | ... | ... | ... | ... | ... | ... | ... | ... | ... | ... | ... |
| Instruments and apparatus | ,, | ... | ... | ... | ... | ... | ... | ... | ... | ... | ... | ... | ... | ... | ... | ... | ... | ... | ... | ... | ... |
| Ivory— | | | | | | | | | | | | | | | | | | | | | |
| Manufactured & unmanufactured. | Val. | ... | ... | ... | ... | ... | ... | ... | ... | ... | ... | ... | ... | ... | ... | ... | ... | ... | ... | ... | ... |
| Jewellery, &c. | ,, | ... | ... | ... | ... | ... | ... | ... | ... | ... | ... | ... | ... | ... | ... | ... | ... | ... | ... | ... | ... |
| Leather and its manufactures | ,, | ... | ... | ... | ... | ... | ... | ... | ... | ... | ... | ... | ... | ... | ... | ... | ... | ... | ... | ... | ... |
| Liquors— | | | | | | | | | | | | | | | | | | | | | |
| Ale, Beer, and Porter | Gals. | 80 | 200 | ... | ... | ... | ... | ... | ... | ... | ... | ... | ... | ... | ... | ... | ... | ... | ... | ... | ... |
| Spirits | ,, | 129 | 585 | 93 | 402 | ... | ... | ... | ... | ... | ... | ... | ... | ... | ... | 28 | 110 | ... | ... | ... | ... |
| Wines and Liqueurs | ,, | 621 | 2,632 | 950 | 5,215 | 211 | 812 | 46 | 375 | 958 | 6,650 | ... | ... | 397 | 2,220 | 726 | 6,265 | ... | ... | 60 | 300 |
| Other sorts | ,, | ... | ... | ... | ... | ... | ... | ... | ... | ... | ... | ... | ... | ... | ... | ... | ... | ... | ... | ... | ... |
| Machinery and millwork | Val. | ... | 910 | ... | ... | ... | ... | ... | ... | ... | ... | ... | ... | ... | ... | ... | ... | ... | ... | ... | ... |
| Matches, lucifer and other | ,, | ... | ... | ... | ... | ... | ... | ... | ... | ... | ... | ... | ... | ... | ... | ... | ... | ... | ... | ... | ... |
| Metals— | | | | | | | | | | | | | | | | | | | | | |
| Copper— | | | | | | | | | | | | | | | | | | | | | |
| Unwrought | Cwt. | ... | ... | ... | ... | ... | ... | ... | ... | ... | ... | ... | ... | ... | ... | ... | ... | ... | ... | ... | ... |
| Wrought | ,, | ... | ... | 10 | 3,140 | ... | ... | ... | ... | ... | ... | ... | ... | ... | ... | ... | ... | ... | ... | ... | ... |
| Other sorts | ,, | ... | ... | ... | ... | ... | ... | ... | ... | ... | ... | ... | ... | ... | ... | ... | ... | ... | ... | ... | ... |
| Iron— | | | | | | | | | | | | | | | | | | | | | |
| Wrought | Cwt. | ... | ... | ... | ... | ... | ... | ... | ... | ... | ... | ... | ... | ... | ... | ... | ... | ... | ... | ... | ... |
| Other sorts | ,, | ... | ... | ... | ... | ... | ... | ... | ... | ... | ... | ... | ... | ... | ... | ... | ... | ... | ... | ... | ... |
| Lead | ,, | ... | ... | ... | ... | ... | ... | ... | ... | ... | ... | ... | ... | ... | ... | ... | ... | ... | ... | ... | ... |
| Steel | ,, | ... | ... | ... | ... | ... | ... | ... | ... | ... | ... | ... | ... | ... | ... | ... | ... | ... | ... | ... | ... |
| Tin— | | | | | | | | | | | | | | | | | | | | | |
| Unwrought | Cwt. | ... | ... | ... | ... | ... | ... | ... | ... | ... | ... | ... | ... | ... | ... | ... | ... | ... | ... | ... | ... |
| Wrought | ,, | ... | ... | ... | ... | ... | ... | ... | ... | ... | ... | ... | ... | ... | ... | ... | ... | ... | ... | ... | ... |
| Zinc or spelter | ,, | ... | ... | ... | ... | ... | ... | ... | ... | ... | ... | ... | ... | ... | ... | ... | ... | ... | ... | ... | ... |
| All other sorts (unenumerated) | ,, | ... | ... | ... | ... | ... | ... | ... | ... | ... | ... | ... | ... | ... | ... | ... | ... | ... | ... | ... | ... |
| Oils | Gals. | ... | ... | ... | ... | ... | ... | ... | ... | ... | ... | ... | ... | ... | ... | ... | ... | ... | ... | ... | ... |
| Paints, colours, and painters' materials. | Val. | ... | ... | ... | ... | ... | ... | ... | ... | ... | ... | ... | ... | ... | ... | ... | ... | ... | ... | ... | ... |
| Paper and pasteboard | ,, | ... | 220 | ... | 4,290 | ... | ... | ... | ... | ... | ... | ... | ... | ... | ... | ... | ... | ... | ... | ... | ... |
| Provisions | ,, | ... | 12 | ... | 568 | ... | ... | ... | ... | ... | ... | ... | ... | ... | ... | ... | ... | ... | ... | ... | ... |
| Railway plant and rolling-stock | ,, | ... | ... | ... | ... | ... | ... | ... | ... | ... | ... | ... | ... | ... | ... | ... | ... | ... | ... | ... | ... |
| Salt | Tons. | ... | ... | ... | ... | ... | ... | ... | ... | ... | ... | ... | ... | ... | ... | ... | ... | ... | ... | ... | ... |
| Shells and cowries | Val. | ... | ... | ... | ... | ... | ... | ... | ... | ... | ... | ... | ... | ... | ... | ... | ... | ... | ... | ... | ... |
| Silk— | | | | | | | | | | | | | | | | | | | | | |
| Raw | lb. | ... | ... | ... | ... | ... | ... | ... | ... | ... | ... | ... | ... | ... | ... | ... | ... | ... | ... | ... | ... |
| Manufactures of— | | | | | | | | | | | | | | | | | | | | | |
| Piece-goods | Yds. | 265 | 500 | ... | ... | ... | ... | ... | ... | ... | ... | ... | ... | ... | ... | ... | ... | ... | ... | ... | ... |
| Other sorts | Val. | ... | ... | ... | 1,200 | ... | ... | ... | ... | ... | ... | ... | ... | ... | ... | ... | ... | ... | ... | ... | ... |
| Spices | lb. | ... | ... | ... | ... | ... | ... | ... | ... | ... | ... | ... | ... | ... | ... | ... | ... | ... | ... | ... | ... |
| Sugar, sugarcandy, and other saccharine produce | Cwt. | ... | ... | ... | ... | ... | ... | ... | ... | ... | ... | ... | ... | ... | ... | ... | ... | ... | ... | ... | ... |
| Tea | lb. | ... | ... | ... | ... | ... | ... | ... | ... | ... | ... | ... | ... | ... | ... | ... | ... | ... | ... | ... | ... |
| Tobacco— | | | | | | | | | | | | | | | | | | | | | |
| Unmanufactured | lb. | ... | ... | ... | ... | ... | ... | ... | ... | ... | ... | ... | ... | ... | ... | ... | ... | ... | ... | ... | ... |
| Manufactured | ,, | ... | ... | ... | ... | 210 | 700 | ... | ... | ... | ... | ... | ... | ... | ... | ... | ... | ... | ... | ... | ... |
| Toys and requisites for games | Val. | ... | ... | ... | ... | ... | ... | ... | ... | ... | ... | ... | ... | ... | ... | ... | ... | ... | ... | ... | ... |
| Umbrellas | No. | ... | ... | ... | ... | ... | ... | ... | ... | ... | ... | ... | ... | ... | ... | ... | ... | ... | ... | ... | ... |
| Wood, timber, and manufactures thereof (including firewood) | Val. | ... | ... | ... | ... | ... | ... | ... | ... | ... | ... | ... | ... | ... | ... | ... | ... | ... | ... | ... | ... |
| Wool— | | | | | | | | | | | | | | | | | | | | | |
| Raw | lb. | ... | ... | ... | ... | ... | ... | ... | ... | ... | ... | ... | ... | ... | ... | ... | ... | ... | ... | ... | ... |
| Manufactures— | | | | | | | | | | | | | | | | | | | | | |
| Piece-goods | Yds. | ... | ... | 25 | 75 | ... | ... | ... | ... | ... | ... | ... | ... | ... | ... | ... | ... | ... | ... | ... | ... |
| Other sorts | Val. | ... | ... | ... | ... | ... | ... | ... | ... | ... | ... | ... | ... | ... | ... | ... | ... | ... | ... | ... | ... |
| All other articles (unenumerated) | ,, | ... | 1,421 | ... | 756 | ... | ... | ... | ... | ... | ... | ... | ... | ... | ... | ... | ... | ... | ... | ... | 30 |
| Merchandise — Free | ,, | ... | 1,07,269 | ... | 1,35,733 | ... | 700 | ... | ... | ... | ... | ... | ... | ... | ... | ... | ... | ... | ... | ... | 70 |
| Merchandise — Dutiable | ,, | ... | 3,417 | ... | 5,635 | ... | 812 | ... | 375 | ... | 6,650 | ... | ... | ... | 2,220 | ... | 6,375 | ... | 29 | ... | 300 |
| Merchandise — Total | | ... | 1,10,686 | ... | 1,41,368 | ... | 1,602 | ... | 375 | ... | 6,650 | ... | ... | ... | 2,220 | ... | 6,375 | ... | 29 | ... | 370 |
| Treasure — Gold | Val. | ... | ... | ... | ... | ... | ... | ... | ... | ... | ... | ... | ... | ... | ... | ... | ... | ... | 6,58,580 | ... | 8,40,780 |
| Treasure — Silver | ,, | ... | ... | ... | ... | ... | ... | ... | ... | ... | ... | ... | ... | ... | ... | ... | ... | ... | ... | ... | ... |
| Treasure — Total | | ... | ... | ... | ... | ... | ... | ... | ... | ... | ... | ... | ... | ... | ... | ... | ... | ... | 6,58,580 | ... | 8,40,780 |
| Grand total of imports of merchandise and treasure | Val. | ... | 1,10,686 | ... | 1,41,368 | ... | 1,602 | ... | 375 | ... | 6,650 | ... | ... | ... | 2,220 | ... | 6,375 | ... | 6,58,609 | ... | 8,41,150 |
| Government. Stores | | ... | ... | ... | ... | ... | ... | ... | ... | ... | ... | ... | ... | ... | ... | ... | ... | ... | ... | ... | ... |
| Government. Treasure— Gold | | ... | ... | ... | ... | ... | ... | ... | ... | ... | ... | ... | ... | ... | ... | ... | ... | ... | ... | ... | ... |
| Government. Treasure— Silver | | ... | ... | ... | ... | ... | ... | ... | ... | ... | ... | ... | ... | ... | ... | ... | ... | ... | ... | ... | ... |
| Government. Total, Treasure | | ... | ... | ... | ... | ... | ... | ... | ... | ... | ... | ... | ... | ... | ... | ... | ... | ... | ... | ... | ... |
| Government. Total, Stores and Treasure. | | ... | ... | ... | ... | ... | ... | ... | ... | ... | ... | ... | ... | ... | ... | ... | ... | ... | ... | ... | ... |

(56)—*Statement of quantities and value of the principal articles of merchandise and value of treasure imported from foreign countries into the Presidency of Madras during the two official years* 1889-90 *and* 1890-91—continued.

| Articles. | Mauritius. | | | | Réunion or Bourbon. | | | | United States. | | | | Arabia. | | | | Ceylon. | | | |
|---|---|---|---|---|---|---|---|---|---|---|---|---|---|---|---|---|---|---|---|---|
| | 1889-90. | | 1890-91. | | 1889-90. | | 1890-91. | | 1889-90. | | 1890-91. | | 1889-90. | | 1890-91. | | 1889-90. | | 1890-91. | |
| | Q. | V. | Q. | V. | Q. | V. | Q. | V. | Q. | V. | Q. | V. | Q. | V. | Q. | V. | Q. | V. | Q. | V. |
| | 42 | 43 | 44 | 45 | 46 | 47 | 48 | 49 | 50 | 51 | 52 | 53 | 54 | 55 | 56 | 57 | 58 | 59 | 60 | 61 |
| | | Rs. | | Rs. | | Rs. | | Rs. | | Rs. | | Rs. | | Rs. | | Rs. | | Rs. | | Rs. |
| Agricultural implements ... ... Val. | ... | ... | ... | ... | ... | ... | ... | ... | ... | ... | ... | ... | ... | ... | ... | ... | ... | 875 | ... | 8 |
| Animals, living ... ... ... ... No. | ... | ... | ... | ... | ... | ... | ... | ... | ... | ... | ... | ... | ... | ... | ... | ... | 2,512 | 37,266 | 1,665 | 51,028 |
| Apparel ... ... ... ... Val. | ... | 75 | ... | ... | ... | ... | ... | ... | ... | 1,343 | ... | ... | ... | ... | ... | ... | ... | 31,593 | ... | 67,446 |
| Arms, &c. ... ... ... ... ,, | ... | ... | ... | ... | ... | ... | ... | ... | ... | ... | ... | ... | ... | ... | ... | ... | ... | 1,378 | ... | 1,721 |
| Books, &c. ... ... ... Cwt. | ... | ... | ... | ... | ... | ... | ... | ... | 7 | 960 | ... | ... | ... | ... | ... | ... | 5 | 300 | 9 | 766 |
| Building materials— | | | | | | | | | | | | | | | | | | | | |
| Cement ... ... ... ... Cwt. | ... | ... | ... | ... | ... | ... | ... | ... | ... | ... | ... | ... | ... | ... | ... | ... | 156 | 519 | 392 | 1,263 |
| Other sorts ... ... ... ... Val. | ... | ... | ... | ... | ... | ... | ... | ... | ... | ... | ... | ... | ... | ... | ... | ... | ... | 7,148 | ... | 5,579 |
| Candles of all sorts ... ... ... lb. | ... | ... | ... | ... | ... | ... | ... | ... | ... | ... | ... | ... | ... | ... | ... | ... | 696 | 369 | 128 | 55 |
| Clocks and watches ... ... ... No. | ... | ... | ... | ... | ... | ... | ... | ... | 2 | 105 | ... | ... | ... | ... | ... | ... | 1 | 15 | ... | ... |
| Coal— | | | | | | | | | | | | | | | | | | | | |
| Coal ... ... ... ... ... Tons. | ... | ... | ... | ... | ... | ... | ... | ... | ... | ... | ... | ... | ... | ... | ... | ... | 25 | 500 | 554 | 12,575 |
| Coke ... ... ... ... ... ,, | ... | ... | ... | ... | ... | ... | ... | ... | ... | ... | ... | ... | ... | ... | ... | ... | ... | ... | 2 | 60 |
| Corals, real ... ... ... ... lb. | ... | ... | ... | ... | ... | ... | ... | ... | ... | ... | ... | ... | ... | ... | ... | ... | ... | ... | ... | ... |
| Corks ... ... ... ... Cwt. | ... | ... | ... | ... | ... | ... | ... | ... | ... | ... | ... | ... | ... | ... | ... | ... | 2 | 77 | 1 | 42 |
| Cotton— | | | | | | | | | | | | | | | | | | | | |
| Raw ... ... ... ... ... Cwt. | ... | ... | ... | ... | ... | ... | ... | ... | ... | ... | ... | ... | ... | ... | ... | ... | 101 | 2,133 | 67 | 474 |
| Twist and yarn ... ... ... lb. | ... | ... | ... | ... | ... | ... | ... | ... | ... | ... | ... | ... | ... | ... | ... | ... | 8,112 | 5,314 | 153,820 | 75,657 |
| Manufactures— | | | | | | | | | | | | | | | | | | | | |
| Piece-goods— | | | | | | | | | | | | | | | | | | | | |
| Grey ... ... ... ... Yds. | ... | ... | ... | ... | ... | ... | ... | ... | ... | ... | ... | ... | ... | ... | ... | ... | 270,758 | 44,418 | 336,049 | 52,944 |
| White ... ... ... ... ,, | ... | ... | ... | ... | ... | ... | ... | ... | ... | ... | ... | ... | ... | ... | ... | ... | 24,589 | 4,081 | 22,367 | 5,607 |
| Coloured ... ... ... ... ,, | ... | ... | ... | ... | ... | ... | ... | ... | ... | ... | ... | ... | ... | ... | ... | ... | 19,971 | 5,206 | 29,833 | 6,081 |
| Other sorts ... ... ... Val. | ... | ... | ... | ... | ... | ... | ... | ... | ... | ... | ... | ... | ... | ... | ... | ... | ... | 123 | ... | 2,920 |
| Thread, sewing ... ... ... lb. | ... | ... | ... | ... | ... | ... | ... | ... | ... | ... | ... | ... | ... | ... | ... | ... | 139 | 48 | 1,792 | 708 |
| Other sorts of manufactures ... Val. | ... | ... | ... | ... | ... | ... | ... | ... | ... | ... | ... | ... | ... | ... | ... | ... | ... | 1,057 | ... | 1,893 |
| Drugs and medicines ... ... ,, | ... | ... | ... | ... | ... | ... | ... | ... | ... | ... | ... | ... | ... | ... | ... | ... | ... | 3,055 | ... | 2,182 |
| Dyeing materials ... ... Cwt. | ... | ... | ... | ... | ... | ... | ... | ... | ... | ... | ... | ... | ... | ... | ... | ... | 4,190 | 15,127 | 3,191 | 13,820 |
| Earthenware and porcelain ... Val. | ... | ... | ... | ... | ... | ... | ... | ... | ... | 25 | ... | ... | ... | ... | ... | ... | ... | 9,054 | ... | 11,049 |
| Flax manufactures— | | | | | | | | | | | | | | | | | | | | |
| Piece-goods ... ... ... Yds. | ... | ... | ... | ... | ... | ... | ... | ... | ... | ... | ... | ... | ... | ... | ... | ... | ... | ... | ... | ... |
| Canvas ... ... ... ... ,, | ... | ... | ... | ... | ... | ... | ... | ... | ... | ... | ... | ... | ... | ... | ... | ... | 686 | 569 | 440 | 220 |
| Other sorts ... ... ... lb. | ... | ... | ... | ... | ... | ... | ... | ... | ... | ... | ... | ... | ... | ... | ... | ... | 2,509 | 1,049 | 336 | 160 |
| Fruits and vegetables ... ... Val. | ... | ... | ... | ... | ... | ... | ... | ... | ... | ... | ... | ... | ... | ... | ... | 94 | ... | 1,19,773 | ... | 1,80,241 |
| Glass and glassware— | | | | | | | | | | | | | | | | | | | | |
| Beads and false pearls ... Cwt. | ... | ... | ... | ... | ... | ... | ... | ... | ... | ... | ... | ... | ... | ... | ... | ... | lb. 30 | 25 | ... | ... |
| Other ware ... ... ... Val. | ... | ... | ... | ... | ... | ... | ... | ... | ... | ... | ... | 75 | ... | ... | ... | ... | ... | 1,326 | ... | 1,767 |
| Gums and resins ... ... Cwt. | ... | ... | ... | ... | ... | ... | ... | ... | ... | ... | ... | ... | ... | ... | ... | ... | 11 | 113 | 1 | 10 |
| Hardware and cutlery ... ... Val. | ... | ... | ... | ... | ... | ... | ... | ... | ... | 486 | ... | 375 | ... | ... | ... | ... | ... | 12,995 | ... | 5,989 |
| Instruments and apparatus ... ,, | ... | 22 | ... | ... | ... | ... | ... | ... | ... | ... | ... | ... | ... | ... | ... | ... | ... | 5 | ... | 320 |
| Ivory— | | | | | | | | | | | | | | | | | | | | |
| Manufactured & unmanufactured ... ... ... ... Val. | ... | ... | ... | ... | ... | ... | ... | ... | ... | ... | ... | ... | ... | ... | ... | ... | ... | ... | ... | ... |
| Jewellery, &c. ... ... ... ,, | ... | 300 | ... | ... | ... | ... | ... | ... | ... | ... | ... | ... | ... | ... | ... | ... | ... | 2,850 | ... | 525 |
| Leather and its manufactures ... ,, | ... | ... | ... | ... | ... | ... | ... | ... | ... | ... | ... | ... | ... | ... | ... | ... | ... | 207 | ... | 434 |
| Liquors— | | | | | | | | | | | | | | | | | | | | |
| Ale, Beer, and Porter ... ... Gals. | ... | ... | ... | ... | ... | ... | ... | ... | ... | ... | ... | ... | ... | ... | ... | ... | 112 | 412 | 91 | 281 |
| Spirits ... ... ... ,, | ... | 3 | ... | 4 | ... | ... | ... | ... | 2 | 68 | 14 | 551 | ... | ... | ... | ... | 97,597 | 1,26,362 | 83,202 | 1,06,368 |
| Wines and Liqueurs ... ... ,, | 11 | 47 | 10 | 30 | ... | ... | ... | ... | ... | ... | ... | ... | ... | ... | ... | ... | 2,367 | 7,389 | 771 | 2,264 |
| Other sorts ... ... ... ... ,, | ... | ... | ... | ... | ... | ... | ... | ... | ... | ... | ... | ... | ... | ... | ... | ... | ... | ... | ... | ... |
| Machinery and millwork ... ... Val. | ... | ... | ... | ... | ... | ... | ... | ... | ... | ... | ... | ... | ... | ... | ... | ... | ... | 19,515 | ... | 6,571 |
| Matches, lucifer and other ... ... ,, | ... | ... | ... | ... | ... | ... | ... | ... | ... | ... | ... | ... | ... | ... | ... | ... | ... | 102 | ... | 1,280 |
| Metals— | | | | | | | | | | | | | | | | | | | | |
| Copper— | | | | | | | | | | | | | | | | | | | | |
| Unwrought ... ... ... ... Cwt. | ... | ... | ... | ... | ... | ... | ... | ... | ... | ... | ... | ... | ... | ... | ... | ... | ... | ... | 2 | 105 |
| Wrought ... ... ... ... ,, | ... | ... | ... | ... | ... | ... | ... | ... | ... | ... | ... | ... | ... | ... | ... | ... | 59 | 4,109 | 29 | 2,398 |
| Other sorts ... ... ... ... ,, | ... | ... | ... | ... | ... | ... | ... | ... | ... | ... | ... | ... | ... | ... | ... | ... | 30 | 524 | 2 | 126 |
| Iron— | | | | | | | | | | | | | | | | | | | | |
| Wrought ... ... ... ... Cwt. | 2 | 20 | ... | ... | ... | ... | ... | ... | ... | ... | ... | ... | ... | ... | 1 | 5 | 432 | 2,833 | 252 | 2,236 |
| Other sorts ... ... ... ,, | ... | ... | ... | ... | ... | ... | ... | ... | ... | ... | ... | ... | ... | ... | ... | ... | 5,640 | 12,622 | 5,146 | 11,108 |
| Lead ... ... ... ... ,, | ... | ... | ... | ... | ... | ... | ... | ... | ... | ... | ... | ... | ... | ... | ... | ... | 71 | 809 | 286 | 3,050 |
| Steel ... ... ... ... ,, | ... | ... | ... | ... | ... | ... | ... | ... | ... | ... | ... | ... | ... | ... | ... | ... | 5 | 57 | 4 | 170 |
| Tin— | | | | | | | | | | | | | | | | | | | | |
| Unwrought ... ... ... Cwt. | ... | ... | ... | ... | ... | ... | ... | ... | ... | ... | ... | ... | ... | ... | ... | ... | 1 | 15 | 3 | 240 |
| Wrought ... ... ... ... ,, | ... | ... | ... | ... | ... | ... | ... | ... | ... | ... | ... | ... | ... | ... | ... | ... | 2 | 22 | 4 | 40 |
| Zinc or spelter ... ... ... ,, | ... | ... | ... | ... | ... | ... | ... | ... | ... | ... | ... | ... | ... | ... | ... | ... | 85 | 1,012 | 77 | 1,086 |
| All other sorts (unenumerated) ... ,, | 1 | 60 | ... | ... | ... | ... | ... | ... | ... | ... | ... | ... | ... | ... | ... | ... | 370 | 12,630 | 166 | 5,921 |
| Oils ... ... ... ... Gals. | ... | ... | ... | ... | ... | ... | ... | ... | 1,176,632 | 6,05,197 | 716,432 | 3,35,841 | ... | ... | ... | ... | 16,924 | 23,046 | 18,708 | 24,025 |
| Paints, colours, and painters' materials. Val. | ... | ... | ... | ... | ... | ... | ... | ... | ... | ... | ... | ... | ... | ... | ... | ... | ... | 1,464 | ... | 1,489 |
| Paper and pasteboard ... ... ,, | ... | ... | ... | ... | ... | ... | ... | ... | ... | ... | ... | ... | ... | ... | ... | ... | ... | 45 | ... | 450 |
| Provisions ... ... ... ,, | ... | ... | ... | ... | ... | ... | ... | ... | ... | ... | ... | ... | ... | ... | ... | ... | ... | ... | ... | ... |
| Railway plant and rolling-stock ... ,, | ... | ... | ... | 30 | ... | ... | ... | ... | ... | ... | ... | ... | 10,553 | ... | 13,080 | ... | ... | 35,339 | ... | 58,314 |
| Salt ... ... ... ... Tons. | ... | ... | ... | ... | ... | ... | ... | ... | ... | ... | ... | ... | ... | ... | ... | ... | ... | ... | ... | ... |
| Shells and cowries ... ... Val. | ... | ... | ... | ... | ... | ... | ... | ... | ... | ... | ... | ... | ... | ... | ... | ... | ... | ... | ... | ... |
| Silk— | | | | | | | | | | | | | | | | | | 26,401 | ... | 28,392 |
| Raw ... ... ... ... lb. | ... | ... | ... | ... | ... | ... | ... | ... | ... | ... | ... | ... | ... | ... | ... | ... | ... | ... | ... | ... |
| Manufactures of— | | | | | | | | | | | | | | | | | | | | |
| Piece-goods ... ... ... Yds. | ... | ... | ... | ... | ... | ... | ... | ... | ... | ... | ... | ... | ... | ... | ... | ... | ... | ... | ... | ... |
| Other sorts ... ... ... Val. | ... | ... | ... | ... | ... | ... | ... | ... | ... | ... | ... | ... | ... | ... | ... | ... | 1,306 | 1,799 | ... | ... |
| Spices ... ... ... ... lb. | ... | ... | ... | ... | ... | ... | ... | ... | ... | ... | ... | ... | ... | ... | ... | ... | ... | ... | ... | ... |
| Sugar, sugarcandy, and other saccharine produce ... ... ... Cwt. | 1,053 | 14,039 | 1,212 | 17,327 | ... | ... | ... | ... | ... | ... | ... | ... | ... | ... | 896 | 160 | 9,895,658 | 14,89,811 | 10,668,541 | 17,26,860 |
| Tea ... ... ... ... lb. | ... | ... | ... | ... | ... | ... | ... | ... | ... | ... | ... | ... | ... | ... | 4 | 64 | 1,165 | 6,437 | 1,397 | 6,097 |
| Tobacco— | | | | | | | | | | | | | | | | | 7,772 | 6,888 | 4,459 | 3,847 |
| Unmanufactured ... ... lb. | 5,804 | 2,250 | ... | ... | ... | ... | ... | ... | ... | ... | ... | ... | ... | ... | ... | ... | 366,914 | 38,854 | 317,604 | 34,064 |
| Manufactured ... ... ,, | 20 | 28 | ... | ... | ... | ... | ... | ... | ... | ... | 2,640 | 1,315 | ... | ... | ... | ... | 338 | 241 | 292 | 236 |
| Toys and requisites for games ... Val. | ... | ... | ... | 10 | ... | ... | ... | ... | ... | ... | ... | 345 | ... | ... | ... | ... | ... | 578 | ... | 77 |
| Umbrellas ... ... ... ... No. | ... | ... | ... | ... | ... | ... | ... | ... | ... | ... | ... | ... | ... | ... | ... | ... | 5,769 | 9,788 | 202 | 640 |
| Wood, timber, and manufactures thereof (including firewood) ... Val. | ... | ... | ... | ... | ... | ... | ... | ... | ... | ... | ... | ... | ... | ... | ... | ... | ... | 2,48,497 | ... | 1,98,618 |
| Wool— | | | | | | | | | | | | | | | | | | | | |
| Raw ... ... ... ... lb. | ... | ... | ... | ... | ... | ... | ... | ... | ... | ... | ... | ... | ... | ... | ... | ... | ... | ... | ... | ... |
| Manufactures— | | | | | | | | | | | | | | | | | | | | |
| Piece-goods ... ... ... Yds. | ... | ... | ... | ... | ... | ... | ... | ... | ... | ... | ... | ... | ... | ... | ... | ... | ... | ... | ... | ... |
| Other sorts ... ... ... Val. | ... | ... | ... | ... | ... | ... | ... | ... | ... | ... | ... | ... | ... | ... | ... | ... | 6,819 | 5,852 | 743 | 459 |
| All other articles (unenumerated) ... ,, | ... | 15 | ... | 115 | ... | ... | ... | ... | ... | 8,075 | ... | 470 | ... | ... | ... | 523 | ... | ... | ... | ... |
| | ... | ... | ... | ... | ... | ... | ... | ... | ... | ... | ... | ... | ... | ... | ... | ... | ... | 6,80,776 | ... | 6,85,512 |
| Merchandise ... { Free ... ... ,, | ... | 16,809 | ... | 17,482 | ... | ... | ... | ... | ... | 10,994 | ... | 3,080 | ... | 10,553 | ... | 13,926 | ... | 29,37,609 | ... | 33,04,093 |
| Merchandise ... { Dutiable ... ... ,, | ... | 50 | ... | 34 | ... | ... | ... | ... | ... | 6,05,265 | ... | 3,36,392 | ... | ... | ... | ... | ... | 1,36,157 | ... | 1,11,265 |
| Total ... | ... | 16,859 | ... | 17,516 | ... | ... | ... | ... | ... | 6,16,259 | ... | 3,39,472 | ... | 10,553 | ... | 13,926 | ... | 30,73,766 | ... | 34,15,958 |
| Treasure ... { Gold ... ... Val. | ... | ... | ... | 189 | ... | ... | ... | ... | ... | ... | ... | ... | ... | ... | ... | ... | ... | 150 | ... | 2,072 |
| Treasure ... { Silver ... ... ,, | ... | ... | ... | ... | ... | ... | ... | ... | ... | ... | ... | ... | ... | ... | ... | ... | ... | 13,88,255 | ... | 7,13,580 |
| Total ... | ... | ... | ... | 189 | ... | ... | ... | ... | ... | ... | ... | ... | ... | ... | ... | ... | ... | 13,88,405 | ... | 7,16,552 |
| Grand total of imports of merchandise and treasure ... ... Val. | ... | 16,859 | ... | 17,705 | ... | ... | ... | ... | ... | 6,16,259 | ... | 3,39,472 | ... | 10,553 | ... | 13,926 | ... | 44,02,171 | ... | 41,32,510 |
| Government. { Stores ... ... ... | ... | ... | ... | ... | ... | ... | ... | ... | ... | ... | ... | ... | ... | ... | ... | ... | ... | ... | ... | 243 |
| Government. { Treasure— Gold ... ... ... | ... | ... | ... | ... | ... | ... | ... | ... | ... | ... | ... | ... | ... | ... | ... | ... | ... | ... | ... | ... |
| Government. { Treasure— Silver ... ... ... | ... | ... | ... | ... | ... | ... | ... | ... | ... | ... | ... | ... | ... | ... | ... | ... | ... | ... | ... | ... |
| Government. { Total, Treasure ... | ... | ... | ... | ... | ... | ... | ... | ... | ... | ... | ... | ... | ... | ... | ... | ... | ... | ... | ... | ... |
| Government. { Total, Stores and Treasure. | ... | ... | ... | ... | ... | ... | ... | ... | ... | ... | ... | ... | ... | ... | ... | ... | ... | ... | ... | 243 |

(56)—*Statement of quantities and value of the principal articles of merchandise and value of treasure imported from foreign countries into the Presidency of Madras during the two official years* 1889-90 *and* 1890-91—continued.

| Articles. | China. | | | | Persia. | | | | Straits Settlements. | | | | Turkey in Asia. | | | |
|---|---|---|---|---|---|---|---|---|---|---|---|---|---|---|---|---|
| | 1889-90. | | 1890-91. | | 1889-90. | | 1890-91. | | 1889-90. | | 1890-91. | | 1889-90. | | 1890-91. | |
| | Q. | V. | Q. | V. | Q. | V. | Q. | V. | Q. | V. | Q. | V. | Q. | V. | Q. | V. |
| | 62 | 63 | 64 | 65 | 66 | 67 | 68 | 69 | 70 | 71 | 72 | 73 | 74 | 75 | 76 | 77 |
| | | Rs. | | Rs. | | Rs. | | Rs. | | Rs. | | Rs. | | Rs. | | Rs. |
| Agricultural implements ... ... Val. | ... | ... | ... | ... | ... | ... | ... | ... | ... | ... | ... | ... | ... | ... | ... | ... |
| Animals, living ... ... ... ... No. | ... | ... | ... | ... | ... | ... | ... | ... | ... | ... | 4 | 310 | 1 | 20 | ... | ... |
| Apparel ... ... ... ... Val. | ... | 40 | ... | ... | ... | ... | ... | ... | ... | 51,866 | ... | 27,469 | ... | ... | ... | ... |
| Arms, &c. ... ... ... ... ,, | ... | ... | ... | ... | ... | ... | ... | ... | ... | 175 | ... | ... | ... | ... | ... | ... |
| Books, &c. ... ... ... Cwt. | ... | ... | ... | ... | ... | ... | ... | ... | 1 | 41 | 4 | 225 | ... | ... | ... | ... |
| Building materials— | | | | | | | | | | | | | | | | |
| Cement ... ... ... Cwt. | ... | ... | ... | ... | ... | ... | ... | ... | 122 | 467 | 58 | 165 | ... | ... | ... | ... |
| Other sorts ... ... ... Val. | ... | ... | ... | ... | ... | ... | ... | ... | ... | ... | ... | ... | ... | ... | ... | ... |
| Candles of all sorts ... ... ... lb. | ... | ... | ... | ... | ... | ... | ... | ... | ... | ... | ... | ... | ... | ... | ... | ... |
| Clocks and watches ... ... ... No. | ... | ... | ... | ... | ... | ... | ... | ... | 1 | 15 | 1 | 15 | ... | ... | ... | ... |
| Coal— | | | | | | | | | | | | | | | | |
| Coal ... ... ... ... Tons. | ... | ... | ... | ... | ... | ... | ... | ... | ... | ... | ... | ... | ... | ... | ... | ... |
| Coke ... ... ... ... ,, | ... | ... | ... | ... | ... | ... | ... | ... | ... | ... | ... | ... | ... | ... | ... | ... |
| Corals, real ... ... ... lb. | ... | ... | ... | ... | ... | ... | ... | ... | ... | ... | ... | ... | ... | ... | ... | ... |
| Corks ... ... ... ... Cwt. | ... | ... | ... | ... | ... | ... | ... | ... | ... | ... | ... | ... | ... | ... | ... | ... |
| Cotton— | | | | | | | | | | | | | | | | |
| Raw ... ... ... ... Cwt. | ... | ... | ... | ... | ... | ... | ... | ... | ... | ... | ... | ... | ... | ... | ... | ... |
| Twist and yarn ... ... ... lb. | ... | ... | ... | ... | ... | ... | ... | ... | 1,250 | 930 | 224 | 200 | ... | ... | ... | ... |
| Manufactures— | | | | | | | | | | | | | | | | |
| Piece-goods— | | | | | | | | | | | | | | | | |
| Grey ... ... ... ... Yds. | ... | ... | ... | ... | ... | ... | ... | ... | 10,720 | 1,466 | 2,858 | 421 | ... | ... | ... | ... |
| White ... ... ... ,, | ... | ... | ... | ... | ... | ... | ... | ... | 1,408,736 | 3,40,997 | 1,410,366 | 3,34,526 | ... | ... | ... | ... |
| Coloured ... ... ... ,, | ... | ... | ... | ... | ... | ... | ... | ... | 8,616 | 1,785 | 3,235 | 1,088 | ... | ... | ... | ... |
| Other sorts ... ... ... Val. | ... | ... | ... | ... | ... | ... | ... | ... | ... | 4 | ... | 6 | ... | ... | ... | ... |
| Thread, sewing ... ... ... lb. | ... | ... | ... | ... | ... | ... | ... | ... | 924 | 1,082 | 300 | 300 | ... | ... | ... | ... |
| Other sorts of manufactures ... Val. | ... | ... | ... | ... | ... | ... | ... | ... | ... | 470 | ... | ... | ... | ... | ... | ... |
| Drugs and medicines ... ... ... ,, | ... | ... | ... | ... | ... | ... | ... | ... | ... | 2,52,789 | ... | 3,52,956 | ... | ... | ... | ... |
| Dyeing materials ... ... ... Cwt. | ... | ... | ... | ... | ... | ... | ... | ... | 12 | 38 | ... | ... | ... | ... | ... | ... |
| Earthenware and porcelain ... ... Val. | ... | 248 | ... | 25 | ... | ... | ... | ... | ... | 1,860 | ... | 1,957 | ... | ... | ... | ... |
| Flax manufactures— | | | | | | | | | | | | | | | | |
| Piece-goods ... ... ... Yds. | ... | ... | ... | ... | ... | ... | ... | ... | ... | ... | ... | ... | ... | ... | ... | ... |
| Canvas ... ... ... ,, | ... | ... | ... | ... | ... | ... | ... | ... | 36 | 26 | ... | ... | ... | ... | ... | ... |
| Other sorts ... ... ... lb. | ... | ... | ... | ... | ... | ... | ... | ... | ... | ... | 456 | 192 | ... | ... | ... | ... |
| Fruits and vegetables ... ... Val. | ... | ... | ... | ... | ... | ... | ... | ... | ... | 378 | ... | 89 | ... | 1,150 | ... | 351 |
| Glass and glassware— | | | | | | | | | | | | | | | | |
| Beads and false pearls ... ... Cwt. | ... | ... | ... | ... | ... | ... | ... | ... | ... | ... | 1 | 50 | ... | ... | ... | ... |
| Other ware ... ... ... Val. | ... | ... | ... | 140 | ... | ... | ... | ... | ... | 480 | ... | 358 | ... | 140 | ... | ... |
| Gums and resins ... ... ... Cwt. | ... | ... | ... | ... | ... | ... | ... | ... | 4,154 | 1,08,138 | 3,298 | 79,194 | ... | ... | ... | ... |
| Hardware and cutlery ... ... Val. | ... | ... | ... | ... | ... | ... | ... | ... | ... | 280 | ... | 200 | ... | ... | ... | ... |
| Instruments and apparatus ... ,, | ... | ... | ... | ... | ... | ... | ... | ... | ... | 60 | ... | ... | ... | ... | ... | ... |
| Ivory— | | | | | | | | | | | | | | | | |
| Manufactured & unmanufactured Val. | ... | ... | ... | ... | ... | ... | ... | ... | ... | ... | ... | ... | ... | ... | ... | ... |
| Jewellery, &c. ... ... ... ,, | ... | 288 | ... | ... | ... | ... | ... | ... | ... | 23,489 | ... | 12,123 | ... | ... | ... | ... |
| Leather and its manufactures ... ,, | ... | ... | ... | ... | ... | ... | ... | ... | ... | 229 | ... | ... | ... | ... | ... | ... |
| Liquors— | | | | | | | | | | | | | | | | |
| Ale, Beer, and Porter ... Gals. | ... | ... | ... | ... | ... | ... | ... | ... | ... | ... | ... | ... | ... | ... | ... | ... |
| Spirits ... ... ... ,, | ... | ... | ... | ... | ... | ... | 18 | 185 | 9 | 81 | 5 | 52 | ... | ... | ... | ... |
| Wines and Liqueurs ... ,, | ... | ... | ... | ... | ... | ... | ... | ... | 58 | 210 | 18 | 55 | ... | ... | ... | ... |
| Other sorts ... ... ... ,, | ... | ... | ... | ... | ... | ... | ... | ... | ... | ... | ... | ... | ... | ... | ... | ... |
| Machinery and millwork ... ... Val. | ... | ... | ... | ... | ... | ... | ... | ... | ... | 120 | ... | 40 | ... | ... | ... | ... |
| Matches, lucifer and other ... ... ,, | ... | ... | ... | ... | ... | ... | ... | ... | ... | ... | ... | ... | ... | ... | ... | ... |
| Metals— | | | | | | | | | | | | | | | | |
| Copper— | | | | | | | | | | | | | | | | |
| Unwrought ... ... ... Cwt. | ... | ... | ... | ... | ... | ... | ... | ... | 33 | 1,791 | 35 | 2,170 | ... | ... | ... | ... |
| Wrought ... ... ... ,, | ... | ... | ... | ... | ... | ... | ... | ... | ... | ... | lb. 30 | 15 | ... | ... | ... | ... |
| Other sorts ... ... ... ,, | ... | ... | ... | ... | ... | ... | ... | ... | ... | ... | ... | ... | ... | ... | ... | ... |
| Iron— | | | | | | | | | | | | | | | | |
| Wrought ... ... ... Cwt. | ... | ... | ... | ... | ... | ... | ... | ... | 159 | 2,285 | 223 | 2,328 | ... | ... | ... | ... |
| Other sorts ... ... ... ,, | ... | ... | ... | ... | ... | ... | ... | ... | 73 | 184 | 24 | 61 | ... | ... | ... | ... |
| Lead ... ... ... ... ,, | ... | ... | ... | ... | ... | ... | ... | ... | 101 | 1,012 | 23 | 1,230 | ... | ... | ... | ... |
| Steel ... ... ... ... ,, | ... | ... | ... | ... | ... | ... | ... | ... | ... | ... | ... | ... | ... | ... | ... | ... |
| Tin— | | | | | | | | | | | | | | | | |
| Unwrought ... ... ... Cwt. | ... | ... | ... | ... | ... | ... | ... | ... | 2,809 | 2,02,785 | 3,505 | 2,50,998 | ... | ... | ... | ... |
| Wrought ... ... ... ,, | ... | ... | ... | ... | ... | ... | ... | ... | ... | ... | ... | ... | ... | ... | ... | ... |
| Zinc or spelter ... ... ,, | ... | ... | ... | ... | ... | ... | ... | ... | 1 | 10 | 91 | 1,360 | ... | ... | ... | ... |
| All other sorts (unenumerated) ... ,, | ... | ... | ... | ... | ... | ... | ... | ... | 26 | 1,445 | 35 | 2,012 | ... | ... | ... | ... |
| Oils ... ... ... ... Gals. | ... | ... | ... | ... | ... | ... | ... | ... | 103 | 67 | 8 | 4 | ... | ... | ... | ... |
| Paints, colours, and painters' materials. Val. | ... | ... | ... | 550 | ... | ... | ... | ... | ... | 30 | ... | 170 | ... | ... | ... | ... |
| Paper and pasteboard ... ... ,, | ... | 4,395 | ... | 2,026 | ... | ... | ... | ... | ... | 115 | ... | 110 | ... | ... | ... | ... |
| Provisions ... ... ... ,, | ... | 2,084 | ... | 3,426 | ... | 3,568 | ... | 5,958 | ... | 34,544 | ... | 23,773 | ... | 89,835 | ... | 57,052 |
| Railway plant and rolling-stock ... ,, | ... | ... | ... | ... | ... | ... | ... | ... | ... | ... | ... | ... | ... | ... | ... | ... |
| Salt ... ... ... ... Tons. | ... | ... | ... | ... | ... | ... | ... | ... | ... | ... | cwt. 1 | 6 | ... | ... | ... | ... |
| Shells and cowries ... ... Val. | ... | ... | ... | ... | ... | ... | ... | ... | ... | ... | ... | ... | ... | ... | ... | ... |
| Silk— | | | | | | | | | | | | | | | | |
| Raw ... ... ... ... lb. | ... | ... | ... | ... | ... | ... | ... | ... | 200 | 1,000 | 168 | 840 | ... | ... | ... | ... |
| Manufactures of— | | | | | | | | | | | | | | | | |
| Piece-goods ... ... Yds. | 807 | 2,270 | 738 | 2,675 | ... | ... | ... | ... | 108 | 118 | 21 | 25 | ... | ... | ... | ... |
| Other sorts ... ... ... Val. | ... | ... | ... | ... | ... | ... | ... | ... | ... | ... | ... | ... | ... | ... | ... | ... |
| Spices ... ... ... ... lb. | 17,048 | 2,448 | 16,800 | 2,700 | ... | ... | ... | ... | 6,063,016 | 4,74,206 | 7,341,640 | 6,08,311 | ... | ... | ... | ... |
| Sugar, sugarcandy and other saccharine produce ... ... ... Cwt. | 42 | 912 | 180 | 3,426 | ... | ... | ... | ... | 1,296 | 29,464 | 1,450 | 28,922 | ... | ... | ... | ... |
| Tea ... ... ... ... lb. | ... | ... | 265 | 184 | ... | ... | ... | ... | 6,475 | 2,677 | 9,665 | 3,869 | ... | ... | ... | ... |
| Tobacco— | | | | | | | | | | | | | | | | |
| Unmanufactured ... ... lb. | ... | ... | ... | ... | ... | ... | ... | ... | 5,973 | 26,835 | 4,242 | 5,593 | ... | ... | ... | ... |
| Manufactured ... ... ,, | ... | ... | ... | ... | ... | ... | ... | ... | 5,311 | 7,576 | 85 | 60 | ... | ... | ... | ... |
| Toys and requisites for games ... Val. | ... | ... | ... | 150 | ... | ... | ... | ... | ... | 210 | ... | 231 | ... | ... | ... | ... |
| Umbrellas ... ... ... ... No. | ... | ... | ... | ... | ... | ... | ... | ... | 340 | 226 | 260 | 103 | ... | ... | ... | ... |
| Wood, timber, and manufactures thereof (including firewood) ... Val. | ... | ... | ... | ... | ... | ... | ... | ... | ... | 6,833 | ... | 9,428 | ... | ... | ... | 24 |
| Wool— | | | | | | | | | | | | | | | | |
| Raw ... ... ... ... lb. | ... | ... | ... | ... | ... | ... | ... | ... | ... | ... | ... | ... | ... | ... | ... | ... |
| Manufactures— | | | | | | | | | | | | | | | | |
| Piece-goods ... ... ... Yds. | ... | ... | ... | ... | ... | ... | ... | ... | 60 | 10 | ... | ... | ... | ... | ... | ... |
| Other sorts ... ... ... Val. | ... | ... | ... | ... | ... | ... | ... | ... | ... | ... | ... | ... | ... | ... | ... | ... |
| All other articles (unenumerated) ... ,, | ... | 1,242 | ... | 1,372 | ... | 738 | ... | 4,155 | ... | 2,23,271 | ... | 1,81,454 | ... | 1,506 | ... | 13,040 |
| Merchandise ... {Free ... ... ,, | ... | 13,927 | ... | 16,674 | ... | 4,306 | ... | 10,113 | ... | 18,03,653 | ... | 19,35,037 | ... | 92,651 | ... | 70,467 |
| Merchandise ... {Dutiable ... ,, | ... | ... | ... | ... | ... | ... | ... | 185 | ... | 517 | ... | 117 | ... | ... | ... | ... |
| Total ... | ... | 13,927 | ... | 16,674 | ... | 4,306 | ... | 10,298 | ... | 18,04,170 | ... | 19,35,154 | ... | 92,651 | ... | 70,467 |
| Treasure ... {Gold ... ... Val. | ... | ... | ... | 7,268 | ... | ... | ... | 1,500 | ... | 11,487 | ... | 6,266 | ... | ... | ... | 19,799 |
| Treasure ... {Silver ... ... ,, | ... | ... | ... | ... | ... | ... | ... | ... | ... | 6,380 | ... | 5,300 | ... | ... | ... | 2,000 |
| Total ... | ... | ... | ... | 7,268 | ... | ... | ... | 1,500 | ... | 17,867 | ... | 11,566 | ... | ... | ... | 21,799 |
| Grand total of imports of merchandise and treasure ... ... ... Val. | ... | 13,927 | ... | 23,942 | ... | 4,306 | ... | 11,798 | ... | 18,22,037 | ... | 19,46,720 | ... | 92,651 | ... | 92,266 |
| Government. {Stores ... ... ... ... | ... | ... | ... | ... | ... | ... | ... | ... | ... | ... | ... | ... | ... | ... | ... | ... |
| Government. {Treasure— Gold ... ... ... | ... | ... | ... | ... | ... | ... | ... | ... | ... | ... | ... | ... | ... | ... | ... | ... |
| Government. {Silver ... ... ... | ... | ... | ... | ... | ... | ... | ... | ... | ... | ... | ... | ... | ... | ... | ... | ... |
| Government. {Total, Treasure ... | ... | ... | ... | ... | ... | ... | ... | ... | ... | ... | ... | ... | ... | ... | ... | ... |
| Government. {Total, Stores and Treasure. | ... | ... | ... | ... | ... | ... | ... | ... | ... | ... | ... | ... | ... | ... | ... | ... |

(56)—*Statement of quantities and value of the principal articles of merchandise and value of treasure imported from foreign countries into the Presidency of Madras during the two official years* 1889-90 *and* 1890-91—continued.

| Articles. | Other countries in Asia. | | | | Victoria. | | | | Other Countries. | | | | Total. | | | |
|---|---|---|---|---|---|---|---|---|---|---|---|---|---|---|---|---|
| | 1889-90. | | 1890-91. | | 1889-90. | | 1890-91. | | 1889-90. | | 1890-91. | | 1889-90. | | 1890-91. | |
| | Q. | V. | Q. | V. | Q. | V. | Q. | V. | Q. | V. | Q. | V. | Q. | V. | Q. | V. |
| | 78 | 79 | 80 | 81 | 82 | 83 | 84 | 85 | 86 | 87 | 88 | 89 | 90 | 91 | 92 | 93 |
| | | Rs. | | Rs. | | Rs. | | Rs. | | Rs. | | Rs. | | Rs. | | Rs. |
| Agricultural implements ... ... Val. | ... | ... | ... | ... | ... | ... | ... | ... | ... | ... | ... | ... | ... | 1,23,257 | ... | 89,800 |
| Animals, living ... ... ... ... No. | ... | ... | ... | ... | 711 | 2,13,300 | 987 | 2,95,560 | ... | ... | ... | ... | 3,264 | 2,52,586 | 2,671 | 3,67,748 |
| Apparel ... ... ... ... ... Val. | ... | ... | ... | 35 | ... | 416 | ... | 210 | ... | 1,421 | ... | 3,224 | ... | 22,47,242 | ... | 20,46,174 |
| Arms, &c. ... ... ... ... ... ,, | ... | ... | ... | 100 | ... | ... | ... | ... | ... | ... | ... | 190 | ... | 5,53,442 | ... | 7,99,752 |
| Books, &c. ... ... ... ... ... Cwt. | ... | ... | ... | ... | ... | ... | 1 | 20 | 1 | 50 | ... | ... | 1,312 | 2,41,138 | 1,346 | 2,62,123 |
| Building materials— | | | | | | | | | | | | | | | | |
| Cement ... ... ... ... Cwt. | ... | ... | ... | ... | ... | ... | ... | ... | ... | ... | 143 | 360 | 46,024 | 1,16,188 | 55,328 | 1,37,168 |
| Other sorts ... ... ... ... Val. | ... | ... | ... | ... | ... | ... | ... | ... | ... | ... | ... | ... | ... | 45,945 | ... | 36,844 |
| Candles of all sorts ... ... ... lb. | ... | ... | ... | ... | ... | ... | ... | ... | 42,050 | 12,610 | 36,363 | 11,132 | 498,632 | 1,61,094 | 530,012 | 1,58,246 |
| Clocks and watches ... ... ... No. | ... | ... | ... | ... | ... | ... | ... | ... | ... | ... | ... | ... | 5,328 | 42,047 | 11,948 | 75,975 |
| Coal— | | | | | | | | | | | | | | | | |
| Coal ... ... ... ... ... Tons. | 1,970 | 44,325 | 3,688 | 73,760 | 156 | 31,253 | ... | ... | 12,100 | 2,57,685 | 4,640 | 1,01,534 | 41,662 | 8,95,412 | 46,392 | 10,07,186 |
| Coke ... ... ... ... ... ,, | ... | ... | ... | ... | ... | ... | ... | ... | ... | ... | ... | ... | 2,490 | 78,497 | 1,106 | 29,237 |
| Corals, real ... ... ... ... lb. | ... | ... | ... | ... | ... | ... | ... | ... | ... | ... | ... | ... | 11,817 | 1,00,530 | 16,339 | 1,30,029 |
| Corks ... ... ... ... ... Cwt. | ... | ... | ... | ... | ... | ... | ... | ... | ... | ... | ... | ... | 118 | 14,684 | 88 | 10,385 |
| Cotton— | | | | | | | | | | | | | | | | |
| Raw ... ... ... ... ... Cwt. | ... | ... | ... | ... | ... | ... | ... | ... | ... | ... | ... | ... | 101 | 2,133 | 67 | 474 |
| Twist and yarn ... ... ... ... lb. | ... | ... | ... | ... | ... | ... | ... | ... | 62,000 | 41,721 | 18,610 | 16,146 | 13,693,807 | 108,26,040 | 14,026,054 | 107,71,010 |
| Manufactures— | | | | | | | | | | | | | | | | |
| Piece-goods— | | | | | | | | | | | | | | | | |
| Grey ... ... ... ... Yds. | 40 | 12 | ... | ... | ... | ... | ... | ... | ... | ... | ... | ... | 85,057,126 | 120,56,984 | 76,233,805 | 112,32,963 |
| White ... ... ... ... ,, | ... | ... | ... | ... | ... | ... | ... | ... | ... | ... | ... | ... | 15,532,214 | 28,32,337 | 12,363,087 | 22,20,537 |
| Coloured ... ... ... ... ,, | 40 | 10 | ... | ... | ... | ... | ... | ... | ... | ... | ... | ... | 42,431,220 | 74,62,173 | 31,613,665 | 53,89,588 |
| Other sorts ... ... ... Val. | ... | ... | ... | ... | ... | ... | ... | ... | ... | ... | ... | ... | ... | 1,44,746 | ... | 61,696 |
| Thread, sewing ... ... ... lb. | ... | ... | ... | ... | ... | ... | ... | ... | ... | ... | ... | ... | 39,264 | 57,635 | 51,618 | 75,797 |
| Other sorts of manufactures ... Val. | ... | ... | ... | ... | ... | ... | ... | ... | ... | ... | ... | 200 | ... | 26,192 | ... | 31,196 |
| Drugs and medicines ... ... ,, | ... | 506 | ... | 24 | ... | ... | ... | ... | ... | 75 | ... | ... | ... | 3,67,495 | ... | 5,03,448 |
| Dyeing materials ... ... ... Cwt. | ... | ... | ... | ... | ... | ... | ... | ... | 128 | 6,272 | 206 | 11,429 | 4,803 | 58,627 | 4,262 | 77,372 |
| Earthenware and porcelain ... ... Val. | ... | ... | ... | 253 | ... | ... | ... | ... | ... | 700 | ... | 15,347 | ... | 1,05,991 | ... | 1,56,167 |
| Flax manufactures— | | | | | | | | | | | | | | | | |
| Piece-goods ... ... ... Yds. | ... | ... | ... | ... | ... | ... | ... | ... | ... | ... | ... | ... | 178,048 | 52,738 | 166,352 | 49,109 |
| Canvas ... ... ... ... ,, | ... | ... | ... | ... | ... | ... | ... | ... | ... | ... | ... | ... | 85,572 | 30,207 | 200,194 | 69,214 |
| Other sorts ... ... ... lb. | ... | ... | ... | ... | ... | ... | ... | ... | ... | ... | ... | ... | 13,738 | 10,474 | 15,607 | 14,846 |
| Fruits and vegetables ... ... ... Val. | ... | 955 | ... | ... | ... | ... | ... | ... | ... | ... | ... | ... | ... | 1,25,657 | ... | 1,82,918 |
| Glass and glassware— | | | | | | | | | | | | | | | | |
| Beads and false pearls ... ... Cwt. | ... | ... | ... | ... | ... | ... | ... | ... | ... | ... | ... | ... | 396 | 51,864 | 557 | 56,827 |
| Other ware ... ... ... ... Val. | ... | ... | ... | ... | ... | ... | ... | 330 | ... | 17,363 | ... | 75,605 | ... | 2,34,111 | ... | 2,63,981 |
| Gums and resins ... ... ... Cwt. | 1 | 20 | 96 | 576 | ... | ... | ... | ... | ... | ... | ... | ... | 6,835 | 1,22,339 | 5,629 | 90,563 |
| Hardware and cutlery ... ... Val. | ... | ... | ... | 60 | ... | ... | ... | 235 | ... | 3,245 | ... | 7,969 | ... | 15,71,127 | ... | 15,37,501 |
| Instruments and apparatus ... ... ,, | ... | ... | ... | ... | ... | ... | ... | ... | ... | ... | ... | 645 | ... | 2,31,911 | ... | 2,12,060 |
| Ivory— | | | | | | | | | | | | | | | | |
| Manufactured & unmanufactured. Val. | ... | ... | ... | ... | ... | ... | ... | ... | ... | ... | ... | ... | ... | ... | ... | ... |
| Jewellery, &c. ... ... ... ,, | ... | ... | ... | ... | ... | ... | ... | ... | ... | ... | ... | 40 | ... | 57,961 | ... | 81,741 |
| Leather and its manufactures ... ,, | ... | ... | ... | ... | ... | ... | ... | ... | ... | 105 | ... | 740 | ... | 1,51,001 | ... | 1,74,445 |
| Liquors— | | | | | | | | | | | | | | | | |
| Ale, Beer, and Porter ... ... Gals. | ... | ... | ... | ... | ... | ... | ... | ... | 331 | 945 | 450 | 1,245 | 523,544 | 7,16,497 | 540,462 | 6,59,926 |
| Spirits ... ... ... ... ... ,, | ... | ... | ... | ... | 1,064 | 3,375 | 3,599 | 8,275 | 207,422 | 8,72,386 | 203,399 | 8,81,637 | | | | |
| Wines and Liqueurs ... ... ... ,, | ... | ... | ... | ... | 134 | 1,174 | 289 | 2,578 | 55,691 | 3,83,388 | 60,664 | 4,25,503 | | | | |
| Other sorts ... ... ... ... ,, | ... | ... | ... | ... | ... | ... | ... | ... | ... | ... | ... | ... | 658 | 2,536 | 480 | 1,812 |
| Machinery and millwork ... ... Val. | ... | ... | ... | ... | ... | ... | ... | ... | ... | 96,925 | ... | 17,288 | ... | 17,92,401 | ... | 16,57,679 |
| Matches, lucifer and other ... ... ,, | ... | ... | ... | 450 | ... | ... | ... | ... | ... | 937 | ... | 9,272 | ... | 1,97,679 | ... | 3,75,810 |
| Metals— | | | | | | | | | | | | | | | | |
| Copper— | | | | | | | | | | | | | | | | |
| Unwrought ... ... ... Cwt. | ... | ... | ... | ... | ... | ... | ... | ... | 1,400 | 65,400 | ... | ... | 3,537 | 1,55,549 | 2,398 | 1,11,410 |
| Wrought ... ... ... ... ,, | ... | ... | lb. 56 | 25 | ... | ... | ... | ... | ... | ... | 6 | 352 | 32,603 | 13,40,327 | 39,663 | 10,12,812 |
| Other sorts ... ... ... ... ,, | 3 | 147 | ... | ... | ... | ... | ... | ... | ... | ... | ... | ... | 33 | 671 | 2 | 141 |
| Iron— | | | | | | | | | | | | | | | | |
| Wrought ... ... ... ... Cwt. | ... | ... | ... | ... | ... | ... | ... | ... | 11,367 | 79,806 | 17,867 | 1,42,705 | 298,735 | 16,49,208 | 427,347 | 24,39,098 |
| Other sorts ... ... ... ... ,, | ... | ... | ... | ... | ... | ... | ... | ... | ... | ... | ... | ... | 18,633 | 47,025 | 7,870 | 18,266 |
| Lead ... ... ... ... ... ,, | ... | ... | ... | ... | ... | ... | ... | ... | ... | ... | 35 | 345 | 3,002 | 38,979 | 3,784 | 46,983 |
| Steel ... ... ... ... ... ,, | ... | ... | ... | ... | ... | ... | ... | ... | ... | ... | ... | ... | 16,325 | 1,52,543 | 21,314 | 2,00,655 |
| Tin— | | | | | | | | | | | | | | | | |
| Unwrought ... ... ... Cwt. | ... | ... | ... | ... | ... | ... | ... | ... | ... | ... | ... | ... | 2,822 | 2,03,758 | 3,526 | 2,52,626 |
| Wrought ... ... ... ... ,, | ... | ... | ... | ... | ... | ... | ... | ... | ... | ... | ... | ... | 2 | 22 | 242 | 2,869 |
| Zinc or spelter ... ... ... ,, | ... | ... | ... | ... | ... | ... | ... | ... | 679 | 14,370 | 1,467 | 28,430 | 2,288 | 38,586 | 5,526 | 97,196 |
| All other sorts (unenumerated) ... ,, | ... | ... | ... | ... | ... | ... | ... | ... | 7 | 402 | 10 | 528 | 903 | 57,260 | 759 | 58,080 |
| Oils ... ... ... ... ... Gals. | ... | ... | ... | ... | ... | ... | ... | ... | 1,323,680 | 6,86,840 | 2,675,340 | 12,93,621 | 2,561,837 | 13,87,665 | 3,443,484 | 17,14,243 |
| Paints, colours, and painters' materials Val. | ... | ... | ... | ... | ... | ... | ... | ... | ... | 1,270 | ... | 6,026 | ... | 1,47,395 | ... | 2,28,377 |
| Paper and pasteboard ... ... ... ,, | ... | ... | ... | 150 | ... | ... | ... | ... | ... | 24,453 | ... | 11,354 | ... | 4,54,787 | ... | 4,39,840 |
| Provisions ... ... ... ... ... ,, | ... | 60,307 | ... | 62,367 | ... | 641 | ... | 3,125 | ... | 3,505 | ... | 2,640 | ... | 9,12,989 | ... | 9,45,856 |
| Railway plant and rolling-stock ... ,, | ... | ... | ... | ... | ... | ... | ... | ... | ... | ... | ... | ... | ... | 39,88,217 | ... | 58,05,589 |
| Salt ... ... ... ... ... Tons. | ... | ... | ... | ... | ... | ... | ... | ... | ... | ... | ... | ... | ... | 7,481 | 52 | 7,979 |
| Shells and cowries ... ... ... Val. | ... | 3,888 | ... | ... | ... | ... | ... | ... | ... | ... | ... | ... | 53 | 30,289 | ... | 28,392 |
| Silk— | | | | | | | | | | | | | | | | |
| Raw ... ... ... ... ... lb. | ... | ... | ... | ... | ... | ... | ... | ... | ... | ... | ... | ... | 200 | 1,000 | 168 | 840 |
| Manufactures of— | | | | | | | | | | | | | | | | |
| Piece-goods ... ... ... Yds. | ... | ... | ... | ... | ... | ... | ... | ... | ... | ... | ... | ... | 21,176 | 31,662 | 23,562 | 32,271 |
| Other sorts ... ... ... Val. | ... | ... | ... | ... | ... | ... | ... | ... | ... | ... | ... | ... | ... | 5,918 | ... | 2,790 |
| Spices ... ... ... ... lb. | 1,344 | 120 | ... | ... | ... | ... | ... | ... | ... | ... | ... | ... | 15,977,072 | 19,66,587 | 18,027,877 | 23,38,031 |
| Sugar, sugarcandy, and other saccharine produce ... ... ... Cwt. | ... | ... | ... | ... | ... | ... | ... | ... | ... | ... | 198 | 2,475 | 3,671 | 53,503 | 8,931 | 1,11,080 |
| Tea ... ... ... ... ... lb. | ... | ... | ... | ... | ... | ... | ... | ... | ... | ... | ... | ... | 14,695 | 9,705 | 14,409 | 7,925 |
| Tobacco— | | | | | | | | | | | | | | | | |
| Unmanufactured ... ... lb. | 112 | 130 | ... | ... | ... | ... | ... | ... | ... | ... | 177 | 710 | 379,481 | 69,301 | 334,533 | 78,295 |
| Manufactured ... ... ,, | 456 | 1,129 | ... | ... | ... | ... | ... | ... | ... | ... | 150 | 150 | 84,375 | 92,460 | 111,944 | 1,27,726 |
| Toys and requisites for games ... Val. | ... | ... | ... | 1,230 | ... | 300 | ... | 345 | ... | 4,905 | ... | 14,515 | ... | 1,51,666 | ... | 1,52,201 |
| Umbrellas ... ... ... ... No. | ... | ... | ... | ... | ... | ... | ... | ... | ... | ... | ... | ... | 144,512 | 1,50,771 | 47,623 | 51,131 |
| Wood, timber, and manufactures thereof (including firewood) ... Val. | ... | 163 | ... | 175 | ... | ... | ... | ... | ... | ... | ... | ... | ... | 2,75,359 | ... | 2,16,585 |
| Wool— | | | | | | | | | | | | | | | | |
| Raw ... ... ... ... ... lb. | ... | ... | ... | ... | ... | ... | ... | ... | ... | ... | ... | ... | ... | ... | 1 | 3 |
| Manufactures— | | | | | | | | | | | | | | | | |
| Piece-goods ... ... ... Yds. | ... | ... | ... | ... | ... | ... | ... | ... | ... | ... | 643 | 764 | 320,337 | 3,30,498 | 359,389 | 3,63,847 |
| Other sorts ... ... ... ... Val. | ... | ... | ... | ... | ... | ... | ... | ... | ... | ... | ... | 1,485 | ... | 47,475 | ... | 97,201 |
| All other articles (unenumerated) ... ,, | ... | 15,218 | ... | 595 | ... | 13,450 | ... | 5,432 | ... | 5,168 | ... | 12,661 | ... | 28,59,876 | ... | 21,95,761 |
| Merchandise ... {Free ... ... ,, | ... | 1,26,930 | ... | 1,39,700 | ... | 2,59,360 | ... | 3,05,257 | ... | 6,47,313 | ... | 4,96,261 | ... | 582,45,102 | ... | 584,17,401 |
| Merchandise ... {Dutiable ... ... ,, | ... | ... | ... | 100 | ... | 5,660 | ... | 2,560 | ... | 6,02,334 | ... | 13,05,719 | ... | 34,18,071 | ... | 37,75,850 |
| Total ... | ... | 1,26,930 | ... | 1,39,800 | ... | 2,65,020 | ... | 3,07,817 | ... | 13,39,647 | ... | 18,01,980 | ... | 616,63,173 | ... | 621,93,251 |
| Treasure ... {Gold ... ... Val. | ... | ... | ... | ... | ... | ... | ... | ... | ... | ... | ... | 13,013 | ... | 13,09,245 | ... | 25,07,321 |
| Treasure ... {Silver ... ... ,, | ... | ... | ... | ... | ... | ... | ... | ... | ... | ... | ... | ... | ... | 14,01,786 | ... | 7,31,745 |
| Total ... | ... | ... | ... | ... | ... | ... | ... | ... | ... | ... | ... | 13,013 | ... | 27,11,031 | ... | 32,39,066 |
| Grand total of imports of merchandise and treasure ... ... ... Val. | ... | 1,26,930 | ... | 1,39,800 | ... | 2,65,020 | ... | 3,07,817 | ... | 13,39,647 | ... | 18,14,993 | ... | 643,74,204 | ... | 654,32,317 |
| Government. {Stores ... ... ... ... | ... | ... | ... | ... | ... | ... | ... | ... | ... | ... | ... | 70 | ... | 17,35,142 | ... | 13,34,064 |
| Government. {Treasure— Gold ... ... ... | ... | ... | ... | ... | ... | ... | ... | ... | ... | ... | ... | ... | ... | ... | ... | ... |
| Government. {Silver ... ... ... | ... | ... | ... | ... | ... | ... | ... | ... | ... | ... | ... | ... | ... | ... | ... | ... |
| Government. {Total, Treasure ... | ... | ... | ... | ... | ... | ... | ... | ... | ... | ... | ... | ... | ... | ... | ... | ... |
| Government. {Total, Stores and Treasure. | ... | ... | ... | ... | ... | ... | ... | ... | ... | ... | ... | 70 | ... | 17,35,142 | ... | 13,34,064 |

**(57)**—*Statement of quantities and value of the principal and other articles of foreign merchandise and Indian produce and manufactures and value of treasure exported to foreign countries from the Presidency of Madras during the two official years* 1889-90 *and* 1890-91.

| Articles. | United Kingdom. | | | | Austria. | | | | France. | | | | Germany. | | | |
|---|---|---|---|---|---|---|---|---|---|---|---|---|---|---|---|---|
| | 1889-90. | | 1890-91. | | 1889-90. | | 1890-91. | | 1889-90. | | 1890-91. | | 1889-90. | | 1890-91. | |
| | Q. | V. | Q. | V. | Q. | V. | Q. | V. | Q. | V. | Q. | V. | Q. | V. | Q. | V. |
| 1 | 2 | 3 | 4 | 5 | 6 | 7 | 8 | 9 | 10 | 11 | 12 | 13 | 14 | 15 | 16 | 17 |
| **FOREIGN MERCHANDISE.** | | Rs. | | Rs. | | Rs. | | Rs. | | Rs. | | Rs. | | Rs. | | Rs. |
| Cotton— | | | | | | | | | | | | | | | | |
| Raw ... ... ... ... ... Cwt. | ... | ... | ... | ... | ... | ... | ... | ... | ... | ... | ... | ... | ... | ... | ... | ... |
| Twist and yarn ... ... ... lb. | 39,805 | 31,542 | 23,680 | 20,041 | ... | ... | ... | ... | ... | ... | ... | ... | ... | ... | ... | ... |
| Manufactures— | | | | | | | | | | | | | | | | |
| Piece-goods— | | | | | | | | | | | | | | | | |
| Grey ... ... ... ... ... Yds. | ... | ... | ... | ... | ... | ... | ... | ... | ... | ... | ... | ... | ... | ... | ... | ... |
| White ... ... ... ... ... ,, | 11,200 | 2,240 | ... | ... | ... | ... | ... | ... | ... | ... | ... | ... | ... | ... | ... | ... |
| Coloured, printed or dyed ... ,, | 800 | 140 | ... | ... | ... | ... | ... | ... | ... | ... | ... | ... | ... | ... | ... | ... |
| Other sorts ... ... ... ... Val. | ... | ... | ... | ... | ... | ... | ... | ... | ... | ... | ... | ... | ... | ... | ... | ... |
| Other sorts ... ... ... ... ,, | ... | ... | ... | ... | ... | ... | ... | ... | ... | ... | ... | ... | ... | ... | ... | ... |
| Gums and resins ... ... ... Cwt. | ... | ... | ... | ... | ... | ... | ... | ... | ... | ... | ... | ... | ... | ... | ... | ... |
| Ivory— | | | | | | | | | | | | | | | | |
| Unmanufactured & manufactured. Val. | ... | ... | ... | ... | ... | ... | ... | ... | ... | ... | ... | ... | ... | ... | ... | ... |
| Metals— | | | | | | | | | | | | | | | | |
| Iron ... ... ... ... ... Cwt. | ... | ... | ... | ... | ... | ... | ... | ... | ... | ... | ... | ... | ... | ... | ... | ... |
| Other sorts ... ... ... ... ,, | ... | ... | 2 | 80 | ... | ... | ... | ... | ... | ... | ... | ... | ... | ... | ... | ... |
| Sugar and other saccharine produce. ,, | ... | ... | ... | ... | ... | ... | ... | ... | ... | ... | ... | ... | ... | ... | ... | ... |
| All other articles ... ... ... Val. | ... | 1,11,349 | ... | 1,24,032 | ... | 2,300 | ... | 1,600 | ... | 7,190 | ... | 2,540 | ... | ... | ... | ... |
| Total of Foreign Merchandise ... | ... | 1,45,271 | ... | 1,44,153 | ... | 2,300 | ... | 1,600 | ... | 7,190 | ... | 2,540 | ... | ... | ... | ... |
| **INDIAN PRODUCE AND MANUFACTURES.** | | | | | | | | | | | | | | | | |
| Animals, living ... ... ... ... No. | ... | ... | 150 | 100 | ... | ... | ... | ... | ... | ... | ... | ... | ... | ... | 12 | 2,500 |
| Apparel ... ... ... ... ... Val. | ... | 43,525 | ... | 57,430 | ... | ... | ... | 100 | ... | 175 | ... | 360 | ... | 120 | ... | 1,070 |
| Coffee ... ... ... ... ... Cwt. | 113,430 | 72,33,369 | 105,443 | 66,90,452 | 8,705 | 5,61,429 | 11,703 | 7,26,432 | 79,276 | 49,50,669 | 79,529 | 49,43,319 | 2,520 | 1,64,436 | 2,840 | 1,84,031 |
| Coir— | | | | | | | | | | | | | | | | |
| Unmanufactured ... ... ... Cwt. | 8,061 | 46,534 | 12,394 | 88,964 | ... | ... | ... | ... | 446 | 4,671 | 9 | 80 | 1,238 | 8,667 | 118 | 825 |
| Manufactures (excluding ropes) ,, | 146,879 | 13,67,352 | 141,899 | 12,32,709 | 640 | 5,770 | 515 | 4,637 | 16,740 | 1,42,891 | 14,092 | 1,17,098 | 5,271 | 46,461 | 2,343 | 23,387 |
| Cotton— | | | | | | | | | | | | | | | | |
| Raw ... ... ... ... ... Cwt. | 648,671 | 1,89,06,457 | 574,251 | 161,84,636 | 28,171 | 7,87,378 | 28,312 | 7,18,804 | 68,484 | 17,21,680 | 70,037 | 17,48,207 | ... | ... | 9,483 | 2,47,866 |
| Twist and yarn ... ... ... lb. | 10 | 4 | 70 | 29 | ... | ... | ... | ... | ... | ... | ... | ... | ... | ... | ... | ... |
| Manufactures— | | | | | | | | | | | | | | | | |
| Piece-goods— | | | | | | | | | | | | | | | | |
| Grey ... ... ... ... ... Yds. | ... | ... | ... | ... | ... | ... | ... | ... | ... | ... | ... | ... | ... | ... | ... | ... |
| White ... ... ... ... ... ,, | ... | ... | ... | ... | ... | ... | ... | ... | ... | ... | ... | ... | ... | ... | ... | ... |
| Coloured, printed or dyed ... ,, | 907,064 | 2,85,337 | 174,822 | 57,705 | ... | ... | ... | ... | 32,150 | 8,027 | 800 | 250 | ... | ... | ... | ... |
| Other sorts ... ... ... ... Val. | ... | 5,21,448 | ... | 7,02,424 | ... | ... | ... | ... | ... | 1,180 | ... | 1,400 | ... | ... | ... | ... |
| Other sorts ... ... ... ... ,, | ... | 6,675 | ... | 584 | ... | ... | ... | ... | ... | ... | ... | 35 | ... | ... | ... | ... |
| Dregs of gingelly-oil ... ... Cwt. | ... | ... | ... | ... | ... | ... | ... | ... | ... | ... | ... | ... | ... | ... | ... | ... |
| Drugs and medicines ... ... Val. | ... | 16,49,270 | ... | 17,86,558 | ... | 3,098 | ... | 1,416 | ... | 1,095 | ... | 893 | ... | 1,598 | ... | 5,050 |
| Dyeing and colouring materials— | | | | | | | | | | | | | | | | |
| Indigo ... ... ... ... Cwt. | 32,629 | 70,53,195 | 18,640 | 41,26,366 | 630 | 1,38,191 | 287 | 64,174 | 3,099 | 6,91,608 | 3,926 | 8,41,747 | 230 | 58,018 | 55 | 12,308 |
| Other sorts ... ... ... ... ,, | 149,756 | 3,61,203 | 148,954 | 4,52,362 | 51 | 343 | 5 | 19 | 2,280 | 5,160 | 3,240 | 4,610 | 3,308 | 10,166 | ... | ... |
| Grain and pulse— | | | | | | | | | | | | | | | | |
| Gram ... ... ... ... ... Cwt. | ... | ... | ... | ... | ... | ... | ... | ... | ... | ... | ... | ... | ... | ... | ... | ... |
| Paddy ... ... ... ... ... ,, | ... | ... | 15 | 35 | ... | ... | ... | ... | ... | ... | ... | ... | ... | ... | ... | ... |
| Rice ... ... ... ... ... ,, | 27,713 | 1,18,504 | 58,264 | 2,04,123 | ... | ... | ... | ... | ... | ... | ... | ... | ... | ... | ... | ... |
| Wheat ... ... ... ... ... ,, | 2 | 15 | ... | ... | ... | ... | ... | ... | ... | ... | ... | ... | ... | ... | ... | ... |
| Pulse ... ... ... ... ... ,, | ... | ... | ... | ... | ... | ... | ... | ... | ... | ... | ... | ... | ... | ... | ... | ... |
| Jowari and Bajra ... ... ... ,, | ... | ... | ... | ... | ... | ... | ... | ... | ... | ... | ... | ... | ... | ... | ... | ... |
| Other sorts ... ... ... ... ,, | 2 | 10 | ... | ... | ... | ... | ... | ... | ... | ... | ... | ... | ... | ... | ... | ... |
| Gums— | | | | | | | | | | | | | | | | |
| Arabic ... ... ... ... ... Cwt. | ... | ... | 36 | 760 | ... | ... | ... | ... | ... | ... | ... | ... | ... | ... | ... | ... |
| Benjamin ... ... ... ... ,, | ... | ... | ... | ... | ... | ... | ... | ... | ... | ... | ... | ... | ... | ... | ... | ... |
| Cutch ... ... ... ... ... ,, | ... | ... | ... | ... | ... | ... | ... | ... | ... | ... | ... | ... | ... | ... | ... | ... |
| Gambier ... ... ... ... ... ,, | ... | ... | ... | ... | ... | ... | ... | ... | 16 | 247 | ... | ... | ... | ... | ... | ... |
| Other sorts ... ... ... ... ,, | 153 | 3,611 | 250 | 3,547 | ... | ... | ... | ... | ... | ... | ... | ... | ... | ... | ... | ... |
| Hemp— | | | | | | | | | | | | | | | | |
| Raw ... ... ... ... Cwt. | 9,075 | 77,921 | 8,883 | 65,269 | 86 | 898 | 72 | 650 | 551 | 3,471 | 342 | 2,864 | ... | ... | 44 | 500 |
| Manufactures (excluding cordage) ... ... ... ... Val. | ... | ... | ... | ... | ... | ... | ... | ... | ... | ... | ... | ... | ... | ... | ... | ... |
| Hides and skins— | | | | | | | | | | | | | | | | |
| Hides, raw ... ... ... Cwt. | 1 | 75 | 238 | 8,363 | ... | ... | ... | ... | ... | ... | ... | ... | ... | ... | ... | ... |
| No. | 11 | | 5,017 | | | | | | | | | | | | | |
| Do. dressed or tanned ... Cwt. | 81,068 | 44,26,032 | 87,411 | 42,16,220 | ... | ... | ... | ... | ... | ... | ... | ... | ... | ... | ... | ... |
| No. | 1,144,816 | | 1,095,148 | | | | | | | | | | 148 | 8,260 | 1 | 77 |
| Skins, raw ... ... ... Cwt. | 567 | 50,974 | 985 | 59,666 | 1 | 125 | 3 | 280 | ... | ... | lb. 78 | 100 | 1,500 | | 26 | |
| No. | 30,244 | | 63,101 | | 12 | | 14 | | | | 9 | | | | lb. 22 | 21 |
| Do. dressed or tanned ... Cwt. | 94,184 | 108,06,908 | 93,878 | 1,02,01,650 | 2,073 | 2,64,769 | 597 | 67,694 | 1,438 | 2,05,691 | 1,032 | 2,81,466 | ... | ... | 5 | |
| No. | 10,452,057 | | 9,891,408 | | 187,878 | | 63,384 | | 156,229 | | 105,076 | | | | 23 | 4,233 |
| Jewellery ... ... ... ... Val. | ... | 21,915 | ... | 11,075 | ... | ... | ... | ... | ... | 5,188 | ... | 40 | ... | ... | 2,101 | 400 |
| Jute— | | | | | | | | | | | | | | | | |
| Raw ... ... ... ... ... Cwt. | 9,830 | 71,494 | 130 | 1,052 | 5 | 44 | ... | ... | 397 | 2,721 | ... | ... | ... | ... | ... | ... |
| Manufactures— | | | | | | | | | | | | | | | | |
| Gunny bags ... ... ... ... No. | ... | ... | ... | ... | ... | ... | ... | ... | ... | ... | ... | ... | ... | ... | ... | ... |
| Other kinds ... ... ... ... Val. | ... | ... | ... | ... | ... | ... | ... | ... | ... | ... | ... | ... | ... | ... | ... | ... |
| Lac— | | | | | | | | | | | | | | | | |
| Shell ... ... ... ... ... Cwt. | 10 | 205 | ... | ... | ... | ... | ... | ... | ... | ... | ... | ... | ... | ... | ... | ... |
| Stick ... ... ... ... ... ,, | ... | ... | ... | ... | ... | ... | ... | ... | ... | ... | ... | ... | ... | ... | ... | ... |
| Other kinds ... ... ... ... ,, | 205 | 9,774 | 17 | 765 | ... | ... | ... | ... | ... | ... | ... | ... | ... | ... | ... | ... |
| Oils— | | | | | | | | | | | | | | | | |
| Vegetable, not essential ... ... Gals. | 1,164,363 | 12,48,318 | 1,109,648 | 11,90,699 | 76,134 | 87,954 | 47,780 | 56,440 | 133,526 | 1,43,892 | 14,350 | 17,015 | 74,793 | 87,097 | 71,595 | 79,173 |
| Other sorts ... ... ... ... ,, | 1,868 | 18,099 | 10,918 | 44,011 | ... | ... | ... | ... | 2,876 | 1,649 | 7,282 | 5,008 | 200 | 2,000 | 400 | 4,000 |
| Oil-cake ... ... ... ... Cwt. | ... | ... | 2 | 5 | ... | ... | ... | ... | ... | ... | ... | ... | ... | ... | ... | ... |
| Provisions ... ... ... ... Val. | ... | 73,122 | ... | 86,714 | ... | 100 | ... | ... | ... | ... | ... | ... | ... | ... | ... | ... |
| Saltpetre ... ... ... ... Cwt. | ... | ... | ... | ... | ... | ... | ... | ... | ... | 1,567 | ... | 2,560 | ... | ... | ... | 1,280 |
| Seeds— | | | | | | | | | | | | | | | | |
| Essential ... ... ... ... Cwt. | 29 | 140 | ... | ... | ... | ... | ... | ... | ... | ... | ... | ... | ... | ... | ... | ... |
| Castor ... ... ... ... ,, | 139,480 | 9,22,825 | 89,821 | 5,27,372 | ... | ... | ... | ... | ... | ... | ... | ... | ... | ... | ... | ... |
| Linseed ... ... ... ... ,, | ... | ... | ... | ... | ... | ... | ... | ... | 112,461 | 7,95,685 | 41,640 | 2,40,948 | ... | ... | ... | ... |
| Mustard and rape ... ... ... ,, | 19,097 | 1,16,397 | 34,734 | 2,29,427 | ... | ... | ... | ... | ... | ... | ... | ... | ... | ... | ... | ... |
| Poppy ... ... ... ... ... ,, | ... | ... | ... | ... | ... | ... | ... | ... | 31,218 | 2,03,374 | 10,071 | 66,052 | ... | ... | ... | ... |
| Til or gingelly ... ... ... ,, | 353 | 2,651 | 2,009 | 12,527 | ... | ... | ... | ... | ... | ... | ... | ... | ... | ... | ... | ... |
| Other sorts ... ... ... ... ,, | 76,833 | 4,00,480 | 72,920 | 3,98,780 | ... | ... | ... | ... | 402,311 | 23,07,349 | 273,175 | 17,39,380 | ... | ... | ... | ... |
| Silk— | | | | | | | | | 323,144 | 18,81,490 | 561,888 | 31,75,870 | ... | ... | ... | ... |
| Raw ... ... ... ... lb. | 201,390 | 2,04,143 | 245,427 | 2,21,624 | ... | ... | ... | ... | ... | 17,320 | 58,486 | 3,459 | 2,942 | ... | ... | ... |
| Manufactures ... ... ... Val. | ... | 500 | ... | ... | ... | ... | ... | ... | ... | ... | ... | ... | ... | ... | ... | ... |
| Spices ... ... ... ... ... lb. | 3,285,333 | 5,62,455 | 2,138,649 | 3,86,389 | 185,634 | 29,861 | 296,128 | 44,235 | 3,093,840 | 14,52,455 | 7,620,544 | 19,90,050 | 462,274 | 1,38,472 | 484,499 | 1,26,984 |
| Stone and marble ... ... ... Cwt. | 3 | 23 | ... | ... | ... | ... | ... | ... | ... | ... | ... | ... | ... | ... | ... | ... |
| Sugar and other saccharine produce. ,, | 1,103,395 | 64,82,017 | 756,436 | 34,95,683 | ... | ... | ... | ... | ... | ... | ... | ... | ... | ... | ... | ... |
| Tea ... ... ... ... ... lb. | 538,239 | 4,51,758 | 895,755 | 7,88,667 | ... | ... | 224 | 224 | 1,269 | 1,391 | 1,570 | 1,570 | 1,450 | 1,269 | 2,419 | 2,323 |
| Tobacco— | | | | | | | | | | | | | | | | |
| Unmanufactured ... ... ... lb. | ... | ... | ... | ... | ... | ... | ... | ... | 25 | 10 | 2,240 | 400 | ... | ... | ... | ... |
| Manufactured ... ... ... ,, | 107,353 | 1,32,956 | 121,921 | 1,48,004 | 972 | 870 | 140 | 148 | 1,202 | 1,165 | 170 | 171 | 2,192 | 2,016 | 1,528 | 1,054 |
| Wax (excluding candles) ... ... Cwt. | 249 | 19,136 | 14 | 928 | ... | ... | ... | ... | ... | ... | ... | ... | ... | ... | ... | ... |
| Wood— | | | | | | | | | | | | | | | | |
| Teak ... ... ... ... Cub. ft. | ... | ... | 1,000 | 1,500 | ... | ... | ... | ... | ... | ... | ... | ... | ... | ... | ... | ... |
| Tons. | | | 20 | | | | | | | | | | | | | |
| Other sorts ... ... ... ... Val. | ... | 26,926 | ... | 1,72,097 | ... | ... | ... | ... | ... | 1,05,590 | ... | 1,22,434 | ... | 73,274 | ... | 16,119 |
| Wool— | | | | | | | | | | | | | | | | |
| Raw ... ... ... ... lb. | 256,496 | 36,709 | 307,990 | 44,335 | ... | ... | ... | ... | ... | ... | ... | ... | ... | ... | ... | ... |
| Manufactures of— | | | | | | | | | | | | | | | | |
| Shawls ... ... ... ... No. | ... | ... | ... | ... | ... | ... | ... | ... | ... | ... | ... | ... | ... | ... | ... | ... |
| Piece-goods ... ... ... ... Yds. | 89 | 676 | 139 | 1,111 | ... | ... | ... | ... | ... | ... | ... | ... | ... | ... | ... | ... |
| Other sorts ... ... ... ... Val. | ... | 3,00,529 | ... | 2,12,082 | ... | 300 | ... | ... | ... | 1,279 | ... | ... | ... | ... | ... | ... |
| All other articles of merchandise ... ,, | ... | 4,14,184 | ... | 7,93,644 | ... | 6,280 | ... | 1,200 | ... | 1,38,055 | ... | 1,83,939 | ... | 5,864 | ... | 60,611 |
| Indian produce and manufactures. { Dutiable ... | ... | 1,18,504 | ... | 2,04,158 | ... | ... | ... | ... | ... | ... | ... | ... | ... | ... | ... | ... |
| { Free ... | ... | 644,27,352 | ... | 547,94,285 | ... | 18,87,410 | ... | 16,86,453 | ... | 153,38,511 | ... | 154,99,804 | ... | 6,07,718 | ... | 7,73,812 |
| Total ... | ... | 646,05,856 | ... | 549,98,443 | ... | 18,87,410 | ... | 16,86,453 | ... | 153,38,511 | ... | 154,99,804 | ... | 6,07,718 | ... | 7,73,812 |
| Total of Foreign and Indian ... | ... | 647,51,127 | ... | 551,42,596 | ... | 18,89,710 | ... | 16,88,143 | ... | 153,45,701 | ... | 155,02,344 | ... | 6,07,718 | ... | 7,73,812 |
| Treasure ... { Gold ... ... ... ... | ... | 1,03,241 | ... | 10,10,080 | ... | ... | ... | ... | ... | ... | ... | ... | ... | ... | ... | ... |
| { Silver ... ... ... ... | ... | ... | ... | ... | ... | ... | ... | ... | ... | ... | ... | ... | ... | ... | ... | ... |
| Total ... | ... | 1,03,241 | ... | 10,10,080 | ... | ... | ... | ... | ... | ... | ... | ... | ... | ... | ... | ... |
| Grand Total ... | ... | 648,54,368 | ... | 561,52,676 | ... | 18,89,710 | ... | 16,88,143 | ... | 153,45,701 | ... | 155,02,344 | ... | 6,07,718 | ... | 7,73,812 |
| Government Stores ... ... ... | ... | 581 | ... | 10,965 | ... | ... | ... | ... | ... | ... | ... | ... | ... | ... | ... | ... |
| Do. Treasure ... ... ... ... | ... | ... | ... | ... | ... | ... | ... | ... | ... | ... | ... | ... | ... | ... | ... | ... |
| Total ... | ... | 581 | ... | 10,965 | ... | ... | ... | ... | ... | ... | ... | ... | ... | ... | ... | ... |

(57)—*Statement of quantities and value of the principal and other articles of foreign merchandise and Indian produce and manufactures and value of treasure exported to foreign countries from the Presidency of Madras during the two official years* 1889-90 *and* 1890-91—continued.

| Articles. | Italy. | | | | Malta. | | | | Portugal. | | | | Russia. | | | | Spain. | | | |
|---|---|---|---|---|---|---|---|---|---|---|---|---|---|---|---|---|---|---|---|---|
| | 1889-90. | | 1890-91. | | 1889-90. | | 1890-91. | | 1889-90. | | 1890-91. | | 1889-90. | | 1890-91. | | 1889-90. | | 1890-91. | |
| | Q. | V. | Q. | V. | Q. | V. | Q. | V. | Q. | V. | Q. | V. | Q. | V. | Q. | V. | Q. | V. | Q. | V. |
| | 18 | 19 | 20 | 21 | 22 | 23 | 24 | 25 | 26 | 27 | 28 | 29 | 30 | 31 | 32 | 33 | 34 | 35 | 36 | 37 |
| FOREIGN MERCHANDISE. | | Rs. | | Rs. | | Rs. | | Rs. | | Rs. | | Rs. | | Rs. | | Rs. | | Rs. | | Rs. |
| Cotton— | | | | | | | | | | | | | | | | | | | | |
| Raw ... ... ... ... Cwt. | ... | ... | ... | ... | ... | ... | ... | ... | ... | ... | ... | ... | ... | ... | ... | ... | ... | ... | ... | ... |
| Twist and yarn ... ... ... lb. | ... | ... | ... | ... | ... | ... | ... | ... | ... | ... | ... | ... | ... | ... | ... | ... | ... | ... | ... | ... |
| Manufactures— | | | | | | | | | | | | | | | | | | | | |
| Piece-goods— | | | | | | | | | | | | | | | | | | | | |
| Grey ... ... ... ... Yds. | ... | ... | ... | ... | ... | ... | ... | ... | ... | ... | ... | ... | ... | ... | ... | ... | ... | ... | ... | ... |
| White ... ... ... ... ,, | ... | ... | ... | ... | ... | ... | ... | ... | ... | ... | ... | ... | ... | ... | ... | ... | ... | ... | ... | ... |
| Coloured, printed or dyed ... ,, | ... | ... | ... | ... | ... | ... | ... | ... | ... | ... | ... | ... | ... | ... | ... | ... | ... | ... | ... | ... |
| Other sorts ... ... ... Val. | ... | ... | ... | ... | ... | ... | ... | ... | ... | ... | ... | ... | ... | ... | ... | ... | ... | ... | ... | ... |
| Other sorts ... ... ... ,, | ... | ... | ... | ... | ... | ... | ... | ... | ... | ... | ... | ... | ... | ... | ... | ... | ... | ... | ... | ... |
| Gums and resins ... ... ... ... Cwt. | ... | ... | ... | ... | ... | ... | ... | ... | ... | ... | ... | ... | ... | ... | ... | ... | ... | ... | ... | ... |
| Ivory— | | | | | | | | | | | | | | | | | | | | |
| Unmanufactured & manufactured. Val. | ... | ... | ... | ... | ... | ... | ... | ... | ... | ... | ... | ... | ... | ... | ... | ... | ... | ... | ... | ... |
| Metals— | | | | | | | | | | | | | | | | | | | | |
| Iron ... ... ... ... ... Cwt. | ... | ... | ... | ... | ... | ... | ... | ... | ... | ... | ... | ... | ... | ... | ... | ... | ... | ... | ... | ... |
| Other sorts ... ... ... ... ,, | ... | ... | ... | ... | ... | ... | ... | ... | ... | ... | ... | ... | ... | ... | ... | ... | ... | ... | ... | ... |
| Sugar and other saccharine produce... ,, | ... | ... | ... | ... | ... | ... | ... | ... | ... | ... | ... | ... | ... | ... | ... | ... | ... | ... | ... | ... |
| All other articles ... ... ... Val. | ... | ... | ... | ... | ... | ... | ... | ... | ... | ... | ... | ... | ... | ... | ... | ... | ... | ... | ... | ... |
| Total of Foreign Merchandise ... | ... | ... | ... | ... | ... | ... | ... | ... | ... | ... | ... | ... | ... | ... | ... | ... | ... | ... | ... | ... |
| INDIAN PRODUCE AND MANUFACTURES. | | | | | | | | | | | | | | | | | | | | |
| Animals, living ... ... ... ... No. | ... | ... | ... | ... | ... | ... | ... | ... | ... | ... | ... | ... | ... | ... | ... | ... | ... | ... | ... | ... |
| Apparel ... ... ... ... ... Val. | ... | ... | ... | ... | ... | 850 | ... | ... | ... | ... | ... | ... | ... | ... | ... | ... | ... | ... | ... | ... |
| Coffee ... ... ... ... ... Cwt. | 406 | 24,330 | 187 | 9,405 | ... | ... | ... | ... | ... | ... | ... | ... | ... | ... | 283 | 19,377 | ... | ... | ... | ... |
| Coir— | | | | | | | | | | | | | | | | | | | | |
| Unmanufactured ... ... ... Cwt. | 5 | 59 | 7 | 50 | ... | ... | ... | ... | ... | ... | ... | ... | ... | ... | ... | ... | ... | ... | ... | ... |
| Manufactures (excluding ropes). ,, | 9,424 | 98,159 | 3,744 | 39,823 | ... | ... | ... | ... | ... | ... | ... | ... | ... | ... | ... | ... | ... | ... | ... | ... |
| Cotton— | | | | | | | | | | | | | | | | | | | | |
| Raw ... ... ... ... ... Cwt. | 40,078 | 11,43,314 | 51,859 | 13,83,222 | ... | ... | ... | ... | ... | ... | ... | ... | 14,680 | 4,63,550 | 1,663 | 48,800 | 32,010 | 9,79,387 | 49,254 | 13,85,858 |
| Twist and yarn ... ... ... lb. | ... | ... | ... | ... | ... | ... | ... | ... | ... | ... | ... | ... | ... | ... | ... | ... | ... | ... | ... | ... |
| Manufactures— | | | | | | | | | | | | | | | | | | | | |
| Piece-goods— | | | | | | | | | | | | | | | | | | | | |
| Grey ... ... ... ... Yds. | ... | ... | ... | ... | ... | ... | ... | ... | ... | ... | ... | ... | ... | ... | ... | ... | ... | ... | ... | ... |
| White ... ... ... ... ,, | ... | ... | ... | ... | ... | ... | ... | ... | ... | ... | ... | ... | ... | ... | ... | ... | ... | ... | ... | ... |
| Coloured, printed or dyed ... ,, | ... | ... | ... | ... | ... | ... | ... | ... | ... | ... | ... | ... | ... | ... | ... | ... | ... | ... | ... | ... |
| Other sorts ... ... ... Val. | ... | ... | ... | ... | ... | ... | ... | ... | ... | ... | ... | ... | ... | ... | ... | ... | ... | ... | ... | ... |
| Other sorts ... ... ... ,, | ... | ... | ... | ... | ... | ... | ... | ... | ... | ... | ... | ... | ... | ... | ... | ... | ... | ... | ... | ... |
| Dregs of gingelly-oil ... ... ... Cwt. | ... | ... | ... | ... | ... | ... | ... | ... | ... | ... | ... | ... | ... | ... | ... | ... | ... | ... | ... | ... |
| Drugs and medicines ... ... ... Val. | ... | 101 | ... | ... | ... | ... | ... | ... | ... | ... | ... | ... | ... | ... | ... | ... | ... | ... | ... | ... |
| Dyeing and colouring materials— | | | | | | | | | | | | | | | | | | | | |
| Indigo ... ... ... ... ... Cwt. | 1 | 316 | 1 | 150 | 279 | 62,400 | 204 | 46,500 | ... | ... | ... | ... | ... | ... | ... | ... | ... | ... | ... | ... |
| Other sorts ... ... ... ... ,, | ... | ... | ... | ... | ... | ... | ... | ... | ... | ... | ... | ... | ... | ... | ... | ... | ... | ... | ... | ... |
| Grain and pulse— | | | | | | | | | | | | | | | | | | | | |
| Gram ... ... ... ... ... Cwt. | ... | ... | ... | ... | ... | ... | ... | ... | ... | ... | ... | ... | ... | ... | ... | ... | ... | ... | ... | ... |
| Paddy ... ... ... ... ... ,, | ... | ... | ... | ... | ... | ... | ... | ... | ... | ... | ... | ... | ... | ... | ... | ... | ... | ... | ... | ... |
| Rice ... ... ... ... ... ,, | ... | ... | ... | ... | ... | ... | ... | ... | ... | ... | ... | ... | ... | ... | ... | ... | ... | ... | ... | ... |
| Wheat ... ... ... ... ... ,, | ... | ... | ... | ... | ... | ... | ... | ... | ... | ... | ... | ... | ... | ... | ... | ... | ... | ... | ... | ... |
| Pulse ... ... ... ... ... ,, | ... | ... | ... | ... | ... | ... | ... | ... | ... | ... | ... | ... | ... | ... | ... | ... | ... | ... | ... | ... |
| Jowari and Bajra ... ... ... ,, | ... | ... | ... | ... | ... | ... | ... | ... | ... | ... | ... | ... | ... | ... | ... | ... | ... | ... | ... | ... |
| Other sorts ... ... ... ... ,, | ... | ... | ... | ... | ... | ... | ... | ... | ... | ... | ... | ... | ... | ... | ... | ... | ... | ... | ... | ... |
| Gums— | | | | | | | | | | | | | | | | | | | | |
| Arabic ... ... ... ... Cwt. | ... | ... | ... | ... | ... | ... | ... | ... | ... | ... | ... | ... | ... | ... | ... | ... | ... | ... | ... | ... |
| Benjamin ... ... ... ... ,, | ... | ... | ... | ... | ... | ... | ... | ... | ... | ... | ... | ... | ... | ... | ... | ... | ... | ... | ... | ... |
| Cutch ... ... ... ... ... ,, | ... | ... | ... | ... | ... | ... | ... | ... | ... | ... | ... | ... | ... | ... | ... | ... | ... | ... | ... | ... |
| Gambier ... ... ... ... ,, | ... | ... | ... | ... | ... | ... | ... | ... | ... | ... | ... | ... | ... | ... | ... | ... | ... | ... | ... | ... |
| Other sorts ... ... ... ... ,, | ... | ... | ... | ... | ... | ... | ... | ... | ... | ... | ... | ... | ... | ... | ... | ... | ... | ... | ... | ... |
| Hemp— | | | | | | | | | | | | | | | | | | | | |
| Raw ... ... ... ... Cwt. | 16 | 218 | ... | ... | ... | ... | ... | ... | ... | ... | ... | ... | ... | ... | ... | ... | ... | ... | ... | ... |
| Manufactures (excluding cordage) ... ... ... Val. | ... | ... | ... | ... | ... | ... | ... | ... | ... | ... | ... | ... | ... | ... | ... | ... | ... | ... | ... | ... |
| Hides and skins— | | | | | | | | | | | | | | | | | | | | |
| Hides, raw ... ... { Cwt. / No. | ... | ... | ... | ... | ... | ... | ... | ... | ... | ... | ... | ... | ... | ... | ... | ... | ... | ... | ... | ... |
| Do. dressed or tanned ... { Cwt. / No. | ... | ... | ... | ... | ... | ... | ... | ... | ... | ... | ... | ... | ... | ... | ... | ... | ... | ... | ... | ... |
| Skins, raw ... ... ... { Cwt. / No. | ... | ... | ... | ... | ... | ... | ... | ... | ... | ... | ... | ... | ... | ... | ... | ... | ... | ... | ... | ... |
| Do. dressed or tanned ... { Cwt. / No. | ... | ... | ... | ... | ... | ... | ... | ... | ... | ... | ... | ... | ... | ... | ... | ... | ... | ... | ... | ... |
| Jewellery ... ... ... ... Val. | ... | ... | ... | 113 | ... | ... | ... | ... | ... | ... | ... | ... | ... | ... | ... | ... | ... | ... | ... | ... |
| Jute— | | | | | | | | | | | | | | | | | | | | |
| Raw ... ... ... ... Cwt. | 19 | 94 | ... | ... | ... | ... | ... | ... | ... | ... | ... | ... | ... | ... | ... | ... | ... | ... | ... | ... |
| Manufactures— | | | | | | | | | | | | | | | | | | | | |
| Gunny bags ... ... ... No. | ... | ... | ... | ... | ... | ... | ... | ... | ... | ... | ... | ... | ... | ... | ... | ... | ... | ... | ... | ... |
| Other kinds ... ... ... Val. | ... | ... | ... | ... | ... | ... | ... | ... | ... | ... | ... | ... | ... | ... | ... | ... | ... | ... | ... | ... |
| Lac— | | | | | | | | | | | | | | | | | | | | |
| Shell ... ... ... ... ... Cwt. | ... | ... | ... | ... | ... | ... | ... | ... | ... | ... | ... | ... | ... | ... | ... | ... | ... | ... | ... | ... |
| Stick ... ... ... ... ... ,, | ... | ... | ... | ... | ... | ... | ... | ... | ... | ... | ... | ... | ... | ... | ... | ... | ... | ... | ... | ... |
| Other kinds ... ... ... ... ,, | ... | ... | ... | ... | ... | ... | ... | ... | ... | ... | ... | ... | ... | ... | ... | ... | ... | ... | ... | ... |
| Oils— | | | | | | | | | | | | | | | | | | | | |
| Vegetable not essential ... ... Gals. | ... | ... | 2,933 | 3,491 | ... | ... | ... | ... | ... | ... | ... | ... | ... | ... | ... | ... | ... | ... | ... | ... |
| Other sorts ... ... ... ... ,, | ... | ... | ... | ... | ... | ... | ... | ... | ... | ... | ... | ... | ... | ... | ... | ... | ... | ... | ... | ... |
| Oil-cake ... ... ... ... ... Cwt. | ... | ... | ... | ... | ... | ... | ... | ... | ... | ... | ... | ... | ... | ... | ... | ... | ... | ... | ... | ... |
| Provisions ... ... ... ... ... Val. | ... | 11,923 | ... | 17,684 | ... | ... | ... | ... | ... | ... | ... | ... | ... | ... | ... | ... | ... | ... | ... | ... |
| Saltpetre ... ... ... ... ... Cwt. | ... | ... | ... | ... | ... | ... | ... | ... | ... | ... | ... | ... | ... | ... | ... | ... | ... | ... | ... | ... |
| Seeds— | | | | | | | | | | | | | | | | | | | | |
| Essential ... ... ... ... Cwt. | ... | ... | ... | ... | ... | ... | ... | ... | ... | ... | ... | ... | ... | ... | ... | ... | ... | ... | ... | ... |
| Castor ... ... ... ... ... ,, | ... | ... | ... | ... | ... | ... | ... | ... | ... | ... | ... | ... | ... | ... | ... | ... | ... | ... | ... | ... |
| Linseed ... ... ... ... ... ,, | ... | ... | ... | ... | ... | ... | ... | ... | ... | ... | ... | ... | ... | ... | ... | ... | ... | ... | ... | ... |
| Mustard and rape ... ... ... ,, | ... | ... | ... | ... | ... | ... | ... | ... | ... | ... | ... | ... | 53,759 | 3,70,806 | 31,091 | 1,57,540 | ... | ... | ... | ... |
| Poppy ... ... ... ... ... ,, | ... | ... | ... | ... | ... | ... | ... | ... | ... | ... | ... | ... | ... | ... | ... | ... | ... | ... | ... | ... |
| Til or gingelly ... ... ... ,, | ... | ... | ... | ... | ... | ... | ... | ... | ... | ... | ... | ... | ... | ... | ... | ... | ... | ... | ... | ... |
| Other sorts ... ... ... ... ,, | 83,261 | 5,04,444 | 51,258 | 3,12,552 | ... | ... | ... | ... | ... | ... | ... | ... | 20,002 | 1,36,600 | ... | ... | ... | ... | ... | ... |
| Silk— | | | | | | | | | | | | | | | | | | | | |
| Raw ... ... ... ... ... lb. | ... | ... | ... | ... | ... | ... | ... | ... | ... | ... | ... | ... | ... | ... | ... | ... | ... | ... | ... | ... |
| Manufactures ... ... ... Val. | ... | ... | ... | ... | ... | ... | ... | ... | ... | ... | ... | ... | ... | ... | ... | ... | ... | ... | ... | ... |
| Spices ... ... ... ... ... lb. | 450,900 | 1,65,000 | 358,940 | 94,487 | ... | ... | ... | ... | ... | ... | ... | ... | ... | ... | ... | ... | ... | ... | ... | ... |
| Stone and marble ... ... ... Cwt. | ... | ... | ... | ... | ... | ... | ... | ... | ... | ... | ... | ... | 67,200 | 21,000 | 56,000 | 16,000 | ... | ... | ... | ... |
| Sugar and other saccharine produce. ,, | ... | ... | ... | ... | ... | ... | ... | ... | ... | ... | ... | ... | ... | ... | ... | ... | ... | ... | ... | ... |
| Tea ... ... ... ... ... lb. | 875 | 656 | 2,400 | 2,301 | ... | ... | ... | ... | ... | ... | ... | ... | ... | ... | ... | ... | 60,142 | 2,64,156 | ... | ... |
| Tobacco— | | | | | | | | | | | | | | | | | | | | |
| Unmanufactured ... ... ... lb. | ... | ... | ... | ... | ... | ... | ... | ... | ... | ... | ... | ... | ... | ... | ... | ... | ... | ... | ... | ... |
| Manufactured ... ... ... ,, | 8,430 | 8,250 | 9,700 | 10,100 | 5,281 | 9,995 | 5,437 | 7,232 | ... | ... | ... | ... | ... | ... | ... | ... | 896 | 400 | 889 | 550 |
| Wax (excluding candles) ... ... Cwt. | ... | ... | ... | ... | ... | ... | ... | ... | ... | ... | ... | ... | ... | ... | ... | ... | ... | ... | ... | ... |
| Wood— | | | | | | | | | | | | | | | | | | | | |
| Teak ... ... ... ... { Cub. ft. / Tons. | ... | ... | ... | ... | ... | ... | ... | ... | ... | ... | ... | ... | ... | ... | ... | ... | ... | ... | ... | ... |
| Other sorts ... ... ... Val. | ... | ... | ... | ... | ... | ... | ... | ... | ... | ... | ... | ... | ... | ... | ... | ... | ... | ... | ... | ... |
| Wool— | | | | | | | | | | | | | | | | | | | | |
| Raw ... ... ... ... lb. | ... | ... | ... | ... | ... | ... | ... | ... | ... | ... | ... | ... | ... | ... | ... | ... | ... | ... | ... | ... |
| Manufactures of— | | | | | | | | | | | | | | | | | | | | |
| Shawls ... ... ... ... No. | ... | ... | ... | ... | ... | ... | ... | ... | ... | ... | ... | ... | ... | ... | ... | ... | ... | ... | ... | ... |
| Piece-goods ... ... ... Yds. | ... | ... | ... | ... | ... | ... | ... | ... | ... | ... | ... | ... | ... | ... | ... | ... | ... | ... | ... | ... |
| Other sorts ... ... ... Val. | ... | ... | ... | ... | ... | ... | ... | ... | ... | ... | ... | ... | ... | ... | ... | ... | ... | ... | ... | ... |
| All other articles of merchandise ... ,, | ... | 399 | ... | ... | ... | ... | ... | ... | ... | ... | ... | ... | ... | ... | ... | ... | ... | ... | ... | ... |
| Indian produce and manufactures, { Dutiable ... / Free ... | ... | 19,57,263 | ... | 18,73,378 | ... | 73,245 | ... | 53,732 | ... | ... | ... | ... | ... | 9,91,956 | ... | 2,41,717 | ... | 12,43,943 | ... | 13,86,408 |
| Total ... | ... | 19,57,263 | ... | 18,73,378 | ... | 73,245 | ... | 53,732 | ... | ... | ... | ... | ... | 9,91,956 | ... | 2,41,717 | ... | 12,43,943 | ... | 13,86,408 |
| Total of Foreign and Indian ... | ... | 19,57,263 | ... | 18,73,378 | ... | 73,245 | ... | 53,732 | ... | ... | ... | ... | ... | 9,91,956 | ... | 2,41,717 | ... | 12,43,943 | ... | 13,86,408 |
| Treasure ... { Gold ... / Silver ... | ... | ... | ... | ... | ... | ... | ... | ... | ... | ... | ... | ... | ... | ... | ... | ... | ... | ... | ... | ... |
| Total ... | ... | ... | ... | ... | ... | ... | ... | ... | ... | ... | ... | ... | ... | ... | ... | ... | ... | ... | ... | ... |
| Grand Total ... | ... | 19,57,263 | ... | 18,73,378 | ... | 73,245 | ... | 53,732 | ... | ... | ... | ... | ... | 9,91,956 | ... | 2,41,717 | ... | 12,43,943 | ... | 13,86,408 |
| Government Stores ... ... ... | ... | ... | ... | ... | ... | ... | ... | ... | ... | ... | ... | ... | ... | ... | ... | ... | ... | ... | ... | ... |
| Do. Treasure ... ... ... | ... | ... | ... | ... | ... | ... | ... | ... | ... | ... | ... | ... | ... | ... | ... | ... | ... | ... | ... | ... |
| Total ... | ... | ... | ... | ... | ... | ... | ... | ... | ... | ... | ... | ... | ... | ... | ... | ... | ... | ... | ... | ... |





3343

(57)—*Statement of quantities and value of the principal and other articles of foreign merchandise and Indian produce and manufactures and value of treasure exported to foreign countries from the Presidency of Madras during the two official years* 1889-90 *and* 1890-91—continued.

| Articles. | | Egypt. | | | | Mauritius. | | | | Réunion or Bourbon. | | | | United States. | | | | Arabia. | | | |
|---|---|---|---|---|---|---|---|---|---|---|---|---|---|---|---|---|---|---|---|---|---|
| | | 1889-90. | | 1890-91. | | 1889-90. | | 1890-91. | | 1889-90. | | 1890-91. | | 1889-90. | | 1890-91. | | 1889-90. | | 1890-91. | |
| | | Q. | V. | Q. | V. | Q. | V. | Q. | V. | Q. | V. | Q. | V. | Q. | V. | Q. | V. | Q. | V. | Q. | V. |
| | | 38 | 39 | 40 | 41 | 42 | 43 | 44 | 45 | 46 | 47 | 48 | 49 | 50 | 51 | 52 | 53 | 54 | 55 | 56 | 57 |
| FOREIGN MERCHANDISE. | | | Rs. | | Rs. | | Rs. | | Rs. | | Rs. | | Rs. | | Rs. | | Rs. | | Rs. | | Rs. |
| Cotton— | | | | | | | | | | | | | | | | | | | | | |
| Raw | Cwt. | ... | ... | ... | ... | ... | ... | ... | ... | ... | ... | ... | ... | ... | ... | ... | ... | ... | ... | ... | ... |
| Twist and yarn | lb. | ... | ... | ... | ... | ... | ... | ... | ... | ... | ... | ... | ... | ... | ... | ... | ... | ... | ... | ... | ... |
| Manufactures— | | | | | | | | | | | | | | | | | | | | | |
| Piece-goods— | | | | | | | | | | | | | | | | | | | | | |
| Grey | Yds. | ... | ... | ... | ... | ... | ... | 1,800 | 300 | ... | ... | ... | ... | ... | ... | ... | ... | ... | ... | ... | ... |
| White | ,, | ... | ... | ... | ... | ... | ... | 6,000 | 1,100 | ... | ... | ... | ... | ... | ... | ... | ... | ... | ... | ... | ... |
| Coloured, printed or dyed | ,, | ... | ... | ... | ... | ... | ... | ... | ... | ... | ... | ... | ... | ... | ... | ... | ... | ... | ... | ... | ... |
| Other sorts | Val. | ... | ... | ... | ... | ... | ... | ... | ... | ... | ... | ... | ... | ... | ... | ... | ... | ... | ... | ... | ... |
| Other sorts | ,, | ... | ... | ... | ... | ... | ... | ... | ... | ... | ... | ... | ... | ... | ... | ... | ... | ... | ... | ... | ... |
| Gums and resins | Cwt. | ... | ... | ... | ... | ... | ... | ... | ... | ... | ... | ... | ... | ... | ... | ... | ... | ... | ... | ... | ... |
| Ivory— | | | | | | | | | | | | | | | | | | | | | |
| Unmanufactured & manufactured. | Val. | ... | ... | ... | ... | ... | ... | ... | ... | ... | ... | ... | ... | ... | ... | ... | ... | ... | ... | ... | ... |
| Metals— | | | | | | | | | | | | | | | | | | | | | |
| Iron | Cwt. | ... | ... | ... | ... | ... | ... | ... | ... | ... | ... | ... | ... | ... | ... | ... | ... | ... | ... | ... | ... |
| Other sorts | ,, | ... | ... | ... | ... | ... | ... | ... | ... | ... | ... | ... | ... | ... | ... | ... | ... | ... | ... | ... | ... |
| Sugar and other saccharine produce. | Val. | ... | ... | ... | ... | ... | 245 | ... | ... | ... | ... | ... | ... | ... | ... | ... | 3,050 | ... | ... | ... | ... |
| All other articles | ... | ... | ... | ... | ... | ... | ... | ... | ... | ... | ... | ... | ... | ... | ... | ... | ... | ... | ... | ... | ... |
| Total of Foreign Merchandise | ... | ... | ... | ... | ... | ... | 245 | ... | 1,400 | ... | ... | ... | ... | ... | ... | ... | 3,050 | ... | ... | ... | ... |
| INDIAN PRODUCE AND MANUFACTURES. | | | | | | | | | | | | | | | | | | | | | |
| Animals, living | No. | ... | ... | ... | ... | 1 | 10 | ... | ... | ... | ... | ... | ... | ... | ... | ... | ... | ... | ... | 1 | 35 |
| Apparel | Val. | ... | ... | ... | 23 | ... | 30 | ... | 75 | ... | ... | ... | ... | ... | 2,442 | ... | 675 | ... | ... | ... | ... |
| Coffee | Cwt. | 1,682 | 99,880 | 1,376 | 85,901 | ... | ... | ... | ... | ... | ... | ... | ... | 95 | 4,865 | ... | ... | 725 | 41,750 | 779 | 45,245 |
| Coir— | | | | | | | | | | | | | | | | 3,092 | 27,700 | 826 | 4,461 | 1,809 | 9,715 |
| Unmanufactured | Cwt. | ... | ... | ... | ... | ... | ... | ... | ... | ... | ... | ... | ... | 1,624 | 16,162 | 8,490 | 64,925 | 2,338 | 12,489 | 30 | 180 |
| Manufactured (excluding ropes). | ,, | ... | ... | ... | ... | ... | ... | ... | ... | ... | ... | ... | ... | ... | ... | ... | ... | ... | ... | ... | ... |
| Cotton— | | | | | | | | | | | | | | 357 | 11,200 | ... | ... | ... | ... | ... | ... |
| Raw | Cwt. | ... | ... | ... | ... | ... | ... | ... | ... | ... | ... | ... | ... | ... | ... | ... | ... | ... | ... | ... | ... |
| Twist and yarn | lb. | ... | ... | ... | ... | ... | ... | ... | ... | ... | ... | ... | ... | ... | ... | ... | ... | ... | ... | ... | ... |
| Manufactures— | | | | | | | | | | | | | | | | | | | | | |
| Piece-goods— | | | | | | | | | | | | | | | | | | 1,280 | 260 | ... | ... |
| Grey | Yds. | ... | ... | ... | ... | 750 | 1,350 | 1,800 | 300 | ... | ... | ... | ... | ... | ... | ... | ... | ... | ... | ... | ... |
| White | ,, | ... | ... | ... | ... | 900 | 426 | 2,200 | 750 | 53,000 | 12,600 | 38,600 | 7,100 | ... | ... | ... | ... | 6,651 | 3,495 | 320 | 120 |
| Coloured, printed or dyed | ,, | ... | ... | ... | ... | ... | ... | ... | ... | ... | ... | ... | ... | ... | ... | ... | ... | ... | ... | ... | ... |
| Other sorts | Val. | ... | ... | ... | ... | ... | ... | ... | ... | ... | ... | ... | ... | ... | ... | ... | ... | ... | ... | ... | ... |
| Other sorts | ,, | ... | ... | ... | ... | ... | ... | ... | ... | ... | ... | ... | ... | ... | ... | ... | ... | ... | ... | ... | ... |
| Dregs of gingelly-oil | Cwt. | ... | ... | ... | ... | ... | ... | ... | ... | ... | ... | ... | ... | ... | 1,03,898 | ... | 48,094 | ... | 734 | ... | 3 |
| Drugs and medicines | Val. | ... | ... | ... | ... | ... | ... | ... | ... | ... | ... | ... | ... | ... | ... | ... | ... | ... | ... | ... | ... |
| Dyeing and colouring materials— | | | | | | | | | | | | | | | | | | | | | |
| Indigo | Cwt. | 11,615 | 25,95,147 | 13,538 | 29,82,750 | ... | ... | ... | ... | ... | ... | ... | ... | 1,270 | 2,65,154 | 865 | 1,87,007 | ... | ... | ... | ... |
| Other sorts | ,, | 127 | 529 | ... | ... | 339 | 1,305 | 87 | 480 | 59 | 220 | 15 | 160 | ... | ... | 191 | 1,339 | 409 | 3,329 | 488 | 4,525 |
| Grain and pulse— | | | | | | | | | | | | | | | | | | | | | |
| Gram | Cwt. | ... | ... | ... | ... | 34,676 | 1,17,296 | 39,087 | 1,32,841 | 10,397 | 34,419 | 13,588 | 41,201 | ... | ... | ... | ... | ... | ... | ... | ... |
| Paddy | ,, | ... | ... | ... | ... | 4,416 | 15,421 | 14,068 | 59,827 | 28,881 | 105,394 | 61,455 | 2,02,866 | ... | ... | ... | ... | 2,779 | 15,866 | 1,674 | 9,041 |
| Rice | ,, | 1 | 12 | 98 | 482 | ... | ... | ... | ... | ... | ... | ... | ... | ... | ... | ... | ... | ... | ... | ... | ... |
| Wheat | ,, | ... | ... | ... | ... | 1,125 | 3,507 | 612 | 2,106 | 69 | 217 | ... | ... | ... | ... | ... | ... | ... | ... | 1 | 6 |
| Pulse | ,, | ... | ... | ... | ... | ... | ... | ... | ... | ... | ... | ... | ... | ... | ... | ... | ... | ... | ... | ... | ... |
| Jowari and Bajra | ,, | ... | ... | ... | ... | 393 | 1,240 | 750 | 2,383 | 15 | 50 | ... | ... | ... | ... | ... | ... | 5 | 18 | ... | ... |
| Other sorts | ,, | ... | ... | ... | ... | ... | ... | ... | ... | ... | ... | ... | ... | ... | ... | ... | ... | ... | ... | ... | ... |
| Gums— | | | | | | | | | | | | | | | | | | | | | |
| Arabic | Cwt. | ... | ... | ... | ... | ... | ... | ... | ... | ... | ... | ... | ... | ... | ... | ... | ... | ... | ... | ... | ... |
| Benjamin | ,, | ... | ... | ... | ... | ... | ... | ... | ... | ... | ... | ... | ... | ... | ... | ... | ... | ... | ... | ... | ... |
| Cutch | ,, | ... | ... | ... | ... | 14 | 200 | ... | ... | 26 | 350 | ... | ... | ... | ... | ... | ... | ... | ... | ... | ... |
| Gambier | ,, | ... | ... | ... | ... | ... | ... | ... | ... | ... | ... | ... | ... | ... | ... | ... | ... | ... | ... | ... | ... |
| Other sorts | ,, | ... | ... | ... | ... | ... | ... | ... | ... | ... | ... | ... | ... | ... | ... | ... | ... | ... | ... | ... | ... |
| Hemp— | | | | | | | | | | | | | | | | | | | | | |
| Raw | Cwt. | ... | ... | ... | ... | ... | ... | ... | ... | ... | ... | ... | ... | ... | ... | ... | ... | 121 | 1,181 | 1 | 8 |
| Manufactures (excluding cordage) | Val. | ... | ... | ... | ... | ... | ... | ... | ... | ... | ... | ... | ... | ... | ... | ... | ... | ... | ... | ... | ... |
| Hides and skins— | | | | | | | | | | | | | | | | | | | | | |
| Hides, raw | Cwt. | ... | ... | ... | ... | ... | ... | ... | ... | ... | ... | ... | ... | ... | ... | ... | ... | 28 | 420 | ... | ... |
| | No. | | | | | | | | | | | | | | | | | 560 | | | |
| Do. dressed or tanned | Cwt. | ... | ... | ... | ... | 4 | 230 | ... | ... | ... | ... | ... | ... | 2 | 130 | ... | ... | ... | ... | ... | ... |
| | No. | | | | | 60 | | | | | | | | 31 | | | | | | | |
| Skins, raw | Cwt. | ... | ... | ... | ... | ... | ... | ... | ... | ... | ... | ... | ... | 2 | 230 | 1 | 51 | ... | ... | ... | ... |
| | No. | | | | | | | | | | | | | 80 | | 51 | | | | | |
| Do. dressed or tanned | Cwt. | ... | ... | ... | ... | 4 | 506 | 9 | 1,000 | 6 | 853 | ... | ... | 28,181 | 34,72,614 | 30,807 | 45,12,531 | ... | ... | ... | ... |
| | No. | | | | | 300 | | 1,200 | | 551 | | | | 3,649,629 | | 4,311,913 | | | | | |
| Jewellery | Val. | ... | ... | ... | ... | ... | ... | ... | ... | ... | ... | ... | ... | ... | ... | ... | 300 | ... | ... | ... | ... |
| Jute— | | | | | | | | | | | | | | | | | | | | | |
| Raw | Cwt. | ... | ... | ... | ... | ... | ... | ... | ... | ... | ... | ... | ... | ... | ... | ... | ... | ... | ... | ... | ... |
| Manufactures— | | | | | | | | | | | | | | | | | | | | | |
| Gunny bags | No. | ... | ... | ... | ... | ... | ... | ... | ... | ... | ... | ... | ... | ... | ... | ... | ... | ... | ... | ... | ... |
| Other kinds | Val. | ... | ... | ... | ... | ... | ... | ... | ... | ... | ... | ... | ... | ... | ... | ... | ... | ... | ... | ... | ... |
| Lac— | | | | | | | | | | | | | | | | | | | | | |
| Shell | Cwt. | ... | ... | ... | ... | ... | ... | ... | ... | ... | ... | ... | ... | ... | ... | ... | ... | ... | ... | ... | ... |
| Stick | ,, | ... | ... | ... | ... | ... | ... | ... | ... | ... | ... | ... | ... | ... | ... | ... | ... | ... | ... | ... | ... |
| Other kinds | ,, | ... | ... | ... | ... | ... | ... | ... | ... | ... | ... | ... | ... | ... | ... | ... | ... | ... | ... | ... | ... |
| Oils— | | | | | | | | | | | | | | | | | | | | | |
| Vegetable not essential | Gals. | ... | ... | ... | ... | 33,017 | 33,649 | 22,272 | 24,182 | 5,917 | 6,160 | 7,804 | 7,900 | 131,872 | 1,32,250 | 213,633 | 2,27,868 | 1,046 | 1,023 | 428 | 428 |
| Other sorts | ,, | ... | ... | ... | ... | ... | ... | ... | ... | ... | ... | ... | ... | 650 | 5,900 | 500 | 4,250 | ... | ... | ... | ... |
| Oil-cake | Cwt. | ... | ... | ... | ... | ... | ... | ... | ... | ... | ... | ... | ... | ... | ... | ... | ... | ... | ... | ... | ... |
| Provisions | Val. | ... | 7,940 | ... | 8,788 | ... | 329 | ... | 390 | ... | 600 | ... | ... | ... | ... | ... | ... | ... | 6,914 | ... | 13,563 |
| Saltpetre | Cwt. | ... | ... | ... | ... | ... | ... | ... | ... | ... | ... | ... | ... | ... | ... | ... | ... | ... | ... | ... | ... |
| Seeds— | | | | | | | | | | | | | | | | | | | | | |
| Essential | Cwt. | ... | ... | ... | ... | 1,538 | 8,066 | 983 | 4,022 | 288 | 1,537 | 29 | 120 | ... | ... | ... | ... | ... | ... | 2 | 12 |
| Castor | ,, | 11,252 | 1,18,825 | ... | ... | ... | ... | ... | ... | ... | ... | ... | ... | ... | ... | ... | ... | ... | ... | ... | ... |
| Linseed | ,, | ... | ... | ... | ... | ... | ... | ... | ... | ... | ... | ... | ... | ... | ... | ... | ... | ... | ... | ... | ... |
| Mustard and rape | ,, | ... | ... | ... | ... | 390 | 2,531 | 166 | 1,106 | 22 | 150 | 24 | 150 | ... | ... | ... | ... | ... | ... | ... | ... |
| Poppy | ,, | ... | ... | ... | ... | ... | ... | ... | ... | ... | ... | ... | ... | ... | ... | ... | ... | ... | ... | ... | ... |
| Til or gingelly | ,, | 59,699 | 4,30,451 | 31,835 | 2,01,104 | ... | ... | ... | ... | ... | ... | ... | ... | ... | ... | ... | ... | ... | ... | ... | ... |
| Other sorts | ,, | 83,556 | 4,17,459 | 152,057 | 8,99,292 | ... | ... | ... | ... | ... | ... | ... | ... | ... | ... | ... | ... | ... | ... | ... | ... |
| Silk— | | | | | | | | | | | | | | | | | | | | | |
| Raw | lb. | ... | ... | ... | ... | ... | ... | ... | ... | ... | ... | ... | ... | ... | ... | ... | ... | ... | ... | ... | ... |
| Manufactures | Val. | ... | ... | ... | ... | ... | 600 | ... | 1,140 | ... | ... | ... | ... | ... | ... | ... | ... | ... | ... | ... | ... |
| Spices | lb. | 85,434 | 36,303 | 208,610 | 61,776 | 310,458 | 25,734 | 227,700 | 19,171 | 7,850 | 1,205 | 6,000 | 400 | ... | ... | ... | ... | ... | ... | ... | ... |
| Stone and marble | Cwt. | ... | ... | ... | ... | ... | ... | ... | ... | ... | ... | ... | ... | ... | ... | 70,952 | 15,712 | 110,555 | 25,854 | 146,242 | 29,669 |
| Sugar and other saccharine produce | ,, | 46,650 | 2,04,110 | ... | ... | ... | ... | ... | ... | ... | ... | ... | ... | ... | ... | ... | ... | ... | ... | ... | ... |
| Tea | lb. | 300 | 394 | ... | ... | ... | ... | ... | ... | ... | ... | ... | ... | ... | ... | ... | ... | 7,590 | 52,839 | 6,444 | 51,557 |
| Tobacco— | | | | | | | | | | | | | | | | | | | | | |
| Unmanufactured | lb. | ... | ... | ... | ... | 71,739 | 18,457 | 109,451 | 26,985 | ... | ... | 8,900 | 3,175 | 6,570 | 5,080 | ... | ... | ... | ... | ... | ... |
| Manufactured | ,, | 1,899 | 2,229 | 1,260 | 1,470 | 7,077 | 7,082 | 5,400 | 5,153 | 25 | 25 | 66 | 60 | ... | ... | ... | ... | ... | ... | ... | ... |
| Wax (excluding candles) | Cwt. | ... | ... | ... | ... | ... | ... | ... | ... | ... | ... | ... | ... | ... | ... | 45 | 38 | ... | ... | ... | ... |
| Wood— | | | | | | | | | | | | | | | | | | | | | |
| Teak | Cub. ft. | ... | ... | ... | ... | ... | ... | ... | ... | ... | ... | ... | ... | ... | ... | ... | ... | 38,000 | 44,441 | 22,343 | 25,831 |
| | Tons. | | | | | | | | | | | | | | | | | 760 | | 447 | |
| Other sorts | Val. | ... | ... | ... | 1,250 | ... | ... | ... | ... | ... | ... | ... | ... | ... | 43 | ... | ... | ... | 27,355 | ... | 24,638 |
| Wool— | | | | | | | | | | | | | | | | | | | | | |
| Raw | lb. | ... | ... | ... | ... | ... | ... | ... | ... | ... | ... | ... | ... | 1,000 | 130 | ... | ... | ... | ... | ... | ... |
| Manufactures of— | | | | | | | | | | | | | | | | | | | | | |
| Shawls | No. | ... | ... | ... | ... | ... | ... | ... | ... | ... | ... | ... | ... | ... | ... | ... | ... | ... | ... | ... | ... |
| Piece-goods | Yds. | ... | ... | ... | ... | ... | ... | ... | ... | ... | ... | ... | ... | ... | ... | ... | ... | ... | ... | ... | ... |
| Other sorts | Val. | ... | ... | ... | ... | ... | ... | ... | ... | ... | ... | ... | ... | ... | ... | ... | ... | ... | ... | ... | ... |
| All other articles of merchandise | ,, | ... | 14 | ... | 41,300 | ... | 25 | ... | ... | ... | ... | ... | ... | ... | 3,960 | ... | 1,900 | ... | ... | ... | ... |
| Indian produce and manufactures. | Dutiable | ... | 12 | ... | 482 | ... | 15,421 | ... | 59,827 | ... | 1,05,394 | ... | 2,02,866 | ... | 11,088 | ... | 85,942 | ... | 24,843 | ... | 12,292 |
| | Free | ... | 39,13,281 | ... | 42,83,654 | ... | 2,22,573 | ... | 2,22,984 | ... | 58,386 | ... | 60,272 | ... | 40,35,146 | ... | 51,78,332 | ... | 15,866 | ... | 9,041 |
| | Total | ... | 39,13,293 | ... | 42,84,136 | ... | 2,37,994 | ... | 2,82,811 | ... | 1,63,780 | ... | 2,63,138 | ... | 40,35,146 | ... | 51,78,332 | ... | 2,51,406 | ... | 2,17,827 |
| Total of Foreign and Indian | | ... | 39,13,293 | ... | 42,84,136 | ... | 2,37,994 | ... | 2,82,811 | ... | 1,63,780 | ... | 2,63,138 | ... | 40,35,146 | ... | 51,78,332 | ... | 2,67,272 | ... | 2,26,868 |
| Treasure | Gold | ... | ... | ... | ... | ... | ... | ... | ... | ... | ... | ... | ... | ... | ... | ... | ... | ... | ... | ... | ... |
| | Silver | ... | ... | ... | ... | ... | ... | ... | ... | ... | ... | ... | ... | ... | ... | ... | ... | ... | ... | ... | ... |
| | Total | ... | ... | ... | ... | ... | ... | ... | ... | ... | ... | ... | ... | ... | ... | ... | ... | ... | ... | ... | ... |
| | Grand Total | ... | 39,13,293 | ... | 42,84,136 | ... | 2,38,239 | ... | 2,84,211 | ... | 1,63,780 | ... | 2,63,138 | ... | 40,35,146 | ... | 51,81,382 | ... | 2,67,272 | ... | 2,26,868 |
| Government Stores | | ... | ... | ... | ... | ... | ... | ... | ... | ... | ... | ... | ... | ... | ... | ... | ... | ... | ... | ... | ... |
| Do. Treasure | | ... | ... | ... | ... | ... | ... | ... | ... | ... | ... | ... | ... | ... | ... | ... | ... | ... | ... | ... | ... |
| | Total | ... | ... | ... | ... | ... | ... | ... | ... | ... | ... | ... | ... | ... | ... | ... | ... | ... | ... | ... | ... |

(57)—*Statement of quantities and value of the principal and other articles of foreign merchandise and Indian produce and manufactures and value of treasure exported to foreign countries from the Presidency of Madras during the two official years* 1889-90 *and* 1890-91—continued.

| Articles. | Ceylon. | | | | China. | | | | Persia. | | | | Straits Settlements. | | | |
|---|---|---|---|---|---|---|---|---|---|---|---|---|---|---|---|---|
| | 1889-90. | | 1890-91. | | 1889-90. | | 1890-91. | | 1889-90. | | 1890-91. | | 1889-90. | | 1890-91. | |
| | Q. | V. | Q. | V. | Q. | V. | Q. | V. | Q. | V. | Q. | V. | Q. | V. | Q. | V. |
| | 58 | 59 | 60 | 61 | 62 | 63 | 64 | 65 | 66 | 67 | 68 | 69 | 70 | 71 | 72 | 73 |
| **FOREIGN MERCHANDISE.** | | Rs. | | Rs. | | Rs. | | Rs. | | Rs. | | Rs. | | Rs. | | Rs. |
| Cotton— | | | | | | | | | | | | | | | | |
| Raw ... ... ... ... Cwt. | ... | ... | ... | ... | ... | ... | ... | ... | ... | ... | ... | ... | ... | ... | ... | ... |
| Twist and yarn ... ... ... lb. | 36,418 | 29,055 | 42,440 | 35,144 | ... | ... | ... | ... | ... | ... | ... | ... | ... | ... | ... | ... |
| Manufactures— | | | | | | | | | | | | | | | | |
| Piece-goods— | | | | | | | | | | | | | 156,546 | 30,325 | 105,085 | 17,548 |
| Grey ... ... ... ... Yds. | 458,894 | 75,882 | 477,794 | 77,423 | ... | ... | ... | ... | ... | ... | ... | ... | 37,440 | 6,624 | 24,888 | 4,443 |
| White ... ... ... ... ,, | 30,090 | 5,772 | 172,305 | 31,715 | ... | ... | ... | ... | ... | ... | ... | ... | 52,000 | 9,163 | 29,103 | 5,397 |
| Coloured, printed or dyed ... ,, | 50,878 | 7,585 | 173,400 | 24,800 | ... | ... | ... | ... | ... | ... | ... | ... | ... | 64 | ... | ... |
| Other sorts ... ... ... ... Val. | ... | 24 | ... | ... | ... | ... | ... | ... | ... | ... | ... | ... | ... | ... | ... | ... |
| Other sorts ... ... ... ... ,, | ... | 188 | ... | ... | ... | ... | ... | ... | ... | ... | ... | ... | 5 | 105 | ... | ... |
| Gums and resins ... ... ... ... Cwt. | 39 | 890 | 42 | 1,159 | ... | ... | ... | ... | ... | ... | ... | ... | ... | ... | ... | ... |
| Ivory— | | | | | | | | | | | | | | | | |
| Unmanufactured & manufactured. Val. | ... | ... | ... | ... | ... | ... | ... | ... | ... | ... | ... | ... | ... | ... | ... | ... |
| Metals— | | | | | | | | | | | | | | | 12 | 150 |
| Iron ... ... ... ... Cwt. | 453 | 2,456 | 1,163 | 6,083 | ... | ... | ... | ... | ... | ... | ... | ... | ... | ... | ... | ... |
| Other sorts ... ... ... ,, | 115 | 4,606 | 201 | 6,832 | ... | ... | ... | ... | ... | ... | ... | ... | ... | 56,971 | ... | 77,066 |
| Sugar and other saccharine produce. ,, | 321 | 4,810 | 195 | 2,932 | ... | ... | ... | ... | ... | ... | ... | ... | ... | ... | ... | ... |
| All other articles ... ... ... Val. | ... | 60,250 | ... | 84,119 | ... | 497 | ... | 346 | ... | ... | ... | ... | ... | 83,252 | ... | 1,04,609 |
| Total of Foreign Merchandize ... | ... | 1,91,518 | ... | 2,70,257 | ... | 497 | ... | 346 | ... | ... | ... | ... | ... | ... | ... | ... |
| **INDIAN PRODUCE AND MANUFACTURES.** | | | | | | | | | | | | | | | | |
| Animals, living ... ... ... No. | 75,769 | 4,08,646 | 85,213 | 5,85,472 | ... | ... | ... | ... | ... | ... | ... | ... | 6,073 | 2,54,345 | 4,628 | 1,79,263 |
| Apparel ... ... ... ... Val. | ... | 22,928 | ... | 18,632 | ... | ... | ... | ... | ... | ... | ... | ... | ... | 1,209 | ... | 3,112 |
| Coffee ... ... ... ... Cwt. | 120 | 8,212 | 10 | 685 | 6 | 364 | 5 | 353 | 1,401 | 84,960 | 2,407 | 1,49,638 | ... | ... | ... | ... |
| Coir— | | | | | | | | | | | 205 | 1,055 | ... | ... | ... | ... |
| Unmanufactured ... ... ... Cwt. | ... | ... | ... | ... | ... | ... | 5 | 78 | 60 | 360 | ... | ... | 6 | 75 | 8 | 364 |
| Manufactured (excluding ropes). ,, | 102 | 916 | 175 | 1,226 | ... | ... | ... | ... | ... | ... | ... | ... | ... | ... | ... | ... |
| Cotton— | | | | | | | | | | | | | | | | |
| Raw ... ... ... ... Cwt. | 1,563 | 49,172 | 4,061 | 1,03,730 | ... | ... | ... | ... | ... | ... | ... | ... | 92,000 | 33,915 | 30,190 | 13,150 |
| Twist and yarn ... ... ... lb. | 74,254 | 42,666 | 258,578 | 1,10,849 | 1,902,040 | 7,96,110 | 3,849,120 | 15,66,465 | ... | ... | ... | ... | ... | ... | ... | ... |
| Manufactures— | | | | | | | | | | | | | | | | |
| Piece-goods— | | | | | | | | | | | | | 255,620 | 43,605 | 201,044 | 33,331 |
| Grey ... ... ... ... Yds. | 313,626 | 52,830 | 278,496 | 49,256 | 173,650 | 24,004 | 1,094,400 | 1,49,229 | ... | ... | ... | ... | 1,326 | 1,031 | 3,300 | 1,540 |
| White ... ... ... ... ,, | 18,702 | 3,138 | 13,006 | 2,616 | ... | ... | ... | ... | ... | ... | ... | ... | 3,889,112 | 12,66,710 | 4,215,999 | 14,89,835 |
| Coloured, printed or dyed ... ,, | 5,256,445 | 15,27,596 | 6,159,947 | 17,73,934 | 313 | 200 | 976 | 676 | 7,496 | 7,172 | 19,090 | 10,831 | ... | 38,306 | ... | 13,415 |
| Other sorts ... ... ... Val. | ... | 48,066 | ... | 33,233 | ... | ... | ... | ... | ... | 105 | ... | ... | ... | 550 | ... | 600 |
| Other sorts ... ... ... ,, | ... | 1,978 | ... | 1,049 | ... | ... | ... | ... | ... | ... | ... | ... | 13,073 | 26,483 | 12,152 | 25,502 |
| Dregs of gingelly-oil ... ... Cwt. | 37,235 | 77,105 | 36,282 | 74,000 | ... | ... | ... | ... | ... | ... | ... | ... | ... | 1,702 | ... | 3,662 |
| Drugs and medicines ... ... Val. | ... | 8,678 | ... | 8,414 | ... | 821 | ... | ... | ... | ... | ... | ... | ... | ... | ... | ... |
| Dyeing and colouring materials— | | | | | | | | | 288 | 64,046 | 119 | 25,045 | ... | ... | ... | ... |
| Indigo ... ... ... Cwt. | 1,470 | 3,17,119 | 639 | 1,16,101 | ... | ... | ... | ... | 4 | 30 | 33 | 335 | 372 | 2,353 | 232 | 1,831 |
| Other sorts ... ... ... ,, | 4,351 | 28,198 | 4,319 | 35,570 | ... | ... | ... | ... | ... | ... | ... | ... | 24 | 69 | 15 | 40 |
| Grain and pulse— | | | | | | | | | | | | | ... | ... | ... | ... |
| Gram ... ... ... ... Cwt. | 17,792 | 53,726 | 17,168 | 54,264 | ... | ... | ... | ... | ... | ... | ... | ... | ... | ... | ... | ... |
| Paddy ... ... ... ... ,, | 234,037 | 4,76,231 | 334,735 | 8,49,757 | ... | ... | ... | ... | 617 | 3,625 | 305 | 1,805 | 17,596 | 74,540 | 10,519 | 49,183 |
| Rice ... ... ... ... ,, | 1,570,211 | 62,01,337 | 1,058,900 | 46,14,476 | ... | ... | ... | ... | ... | ... | ... | ... | ... | ... | ... | ... |
| Wheat ... ... ... ... ,, | 1,220 | 5,126 | 698 | 3,187 | ... | ... | ... | ... | ... | ... | ... | ... | 1,187 | 3,985 | 194 | 745 |
| Pulse ... ... ... ... ,, | 27,487 | 1,04,631 | 20,549 | 76,990 | ... | ... | ... | ... | ... | ... | ... | ... | ... | ... | ... | ... |
| Jowari and Bajra ... ... ,, | 2 | 10 | ... | ... | ... | ... | ... | ... | ... | ... | ... | ... | 62 | 145 | 89 | 469 |
| Other sorts ... ... ... ,, | 1,401 | 4,499 | 1,508 | 4,966 | ... | ... | ... | ... | ... | ... | ... | ... | ... | ... | ... | ... |
| Gums— | | | | | | | | | | | | | ... | ... | ... | ... |
| Arabic ... ... ... ... Cwt. | ... | ... | ... | ... | ... | ... | ... | ... | ... | ... | ... | ... | ... | ... | ... | ... |
| Benjamin ... ... ... ... ,, | ... | ... | ... | ... | ... | ... | ... | ... | ... | ... | ... | ... | 3 | 45 | ... | ... |
| Cutch ... ... ... ... ,, | 70 | 1,488 | 67 | 1,434 | ... | ... | ... | ... | ... | ... | ... | ... | ... | ... | ... | ... |
| Gambier ... ... ... ... ,, | ... | ... | ... | ... | ... | ... | ... | ... | ... | ... | ... | ... | 1 | 10 | ... | ... |
| Other sorts ... ... ... ,, | ... | ... | 2 | 28 | ... | ... | ... | ... | ... | ... | ... | ... | ... | ... | ... | ... |
| Hemp— | | | | | | | | | | | | | | | | |
| Raw ... ... ... ... Cwt. | ... | ... | ... | ... | ... | ... | ... | ... | ... | ... | ... | ... | ... | ... | ... | ... |
| Manufactures (excluding cordage) ... ... ... ... Val. | ... | 20 | ... | 865 | ... | ... | ... | ... | ... | ... | ... | ... | ... | ... | ... | ... |
| Hides and skins— | | | | | | | | | | | | | | | 8 | 60 |
| Hides, raw ... ... ... Cwt. | 39 | 805 | 5 | 128 | ... | ... | ... | ... | ... | ... | ... | ... | ... | ... | 300 | |
| No. | 381 | | 60 | | | | | | | | | | | | | |
| Do. dressed or tanned ... Cwt. | 77 | 2,893 | 10 | 1,001 | ... | ... | ... | ... | ... | ... | ... | ... | ... | ... | ... | ... |
| No. | 1,406 | | 884 | | | | | | | | | | | | | |
| Skins, raw ... ... ... Cwt. | 57 | 2,656 | 4 | 315 | ... | ... | ... | ... | ... | ... | ... | ... | ... | ... | ... | ... |
| No. | 1,943 | | 621 | | | | | | | | | | | | | |
| Do. dressed or tanned ... Cwt. | 111 | 8,687 | 71 | 8,419 | 20 | 1,688 | 49 | 5,500 | ... | ... | ... | ... | 6,000 | 5,72,353 | 5,140 | 4,47,488 |
| No. | 19,158 | | 21,312 | | 4,200 | | 6,600 | | ... | ... | ... | ... | 1,177,615 | | 920,927 | |
| Jewellery ... ... ... ... Val. | ... | 300 | ... | 617 | ... | ... | ... | ... | ... | ... | ... | ... | ... | 7,230 | ... | 1,994 |
| Jute— | | | | | | | | | | | | | | | | |
| Raw ... ... ... ... Cwt. | 7 | 53 | ... | ... | ... | ... | ... | ... | ... | ... | ... | ... | ... | ... | ... | ... |
| Manufactures— | | | | | | | | | | | | | | | | |
| Gunny bags ... ... ... No. | 6,485 | 1,332 | 13,772 | 2,326 | ... | ... | ... | ... | ... | ... | ... | ... | ... | ... | ... | ... |
| Other kinds ... ... ... Val. | ... | 1,721 | ... | 1,987 | ... | ... | ... | ... | ... | ... | ... | ... | ... | ... | ... | ... |
| Lac— | | | | | | | | | | | | | | | | |
| Shell ... ... ... ... Cwt. | ... | ... | ... | ... | ... | ... | ... | ... | ... | ... | ... | ... | 2 | 50 | 1 | 25 |
| Stick ... ... ... ... ,, | ... | ... | ... | ... | ... | ... | ... | ... | ... | ... | ... | ... | ... | ... | ... | ... |
| Other kinds ... ... ... ,, | ... | ... | ... | ... | ... | ... | ... | ... | ... | ... | ... | ... | ... | ... | ... | ... |
| Oils— | | | | | | | | | | | | | | | | |
| Vegetable not essential ... Gal. | 166,785 | 1,88,129 | 84,357 | 86,814 | ... | ... | ... | ... | ... | ... | 260 | 260 | 10,860 | 12,502 | 20,088 | 22,667 |
| Other sorts ... ... ... ,, | ... | 10 | ... | 135 | ... | ... | ... | ... | ... | ... | ... | ... | ... | ... | ... | ... |
| Oil-cake ... ... ... ... Cwt. | 125,166 | 3,27,355 | 151,560 | 4,44,061 | ... | ... | ... | ... | ... | ... | ... | ... | 2,066 | 4,201 | 3,246 | 6,209 |
| Provisions ... ... ... ... Val. | ... | 7,30,209 | ... | 8,12,589 | ... | 40 | ... | 925 | ... | 152 | ... | 1,487 | ... | 1,84,392 | ... | 1,61,473 |
| Saltpetre ... ... ... ... Cwt. | 167 | 1,490 | 199 | 2,010 | ... | ... | ... | ... | ... | ... | ... | ... | 115 | 1,016 | 10 | 102 |
| Seeds— | | | | | | | | | | | | | | | | |
| Essential ... ... ... Cwt. | 13,900 | 75,075 | 14,812 | 78,158 | ... | ... | ... | ... | ... | ... | ... | ... | 12,539 | 68,449 | 6,478 | 32,851 |
| Castor ... ... ... ... ,, | 2 | 8 | 3 | 14 | ... | ... | ... | ... | ... | ... | ... | ... | 1 | 6 | ... | ... |
| Linseed ... ... ... ... ,, | ... | ... | ... | ... | ... | ... | ... | ... | ... | ... | ... | ... | ... | ... | ... | ... |
| Mustard and rape ... ... ,, | 26 | 178 | 459 | 2,848 | ... | ... | ... | ... | ... | ... | ... | ... | 166 | 1,162 | 220 | 1,615 |
| Poppy ... ... ... ... ,, | ... | ... | ... | ... | ... | ... | ... | ... | ... | ... | ... | ... | ... | ... | ... | ... |
| Til or gingelly ... ... ,, | 161 | 890 | 2,227 | 12,901 | ... | ... | ... | ... | ... | ... | ... | ... | 216 | 1,312 | 12 | 100 |
| Other sorts ... ... ... ,, | 8,962 | 22,163 | 11,072 | 27,048 | ... | ... | ... | ... | ... | ... | ... | ... | 38,338 | 1,67,181 | 34,119 | 1,32,372 |
| Silk— | | | | | | | | | | | | | ... | ... | ... | ... |
| Raw ... ... ... ... lb. | ... | ... | 45 | 45 | ... | ... | ... | ... | ... | ... | ... | ... | ... | ... | ... | ... |
| Manufactures ... ... ... Val. | ... | 4,854 | ... | 4,012 | ... | ... | ... | ... | ... | ... | ... | ... | ... | 8,691 | ... | 21,976 |
| Spices ... ... ... ... lb. | 4,844,509 | 4,62,741 | 3,473,112 | 4,49,453 | ... | ... | ... | ... | 5,103 | 1,085 | 9,702 | 2,333 | 183,790 | 16,539 | 88,582 | 7,600 |
| Stone and marble ... ... Cwt. | 10,254 | 889 | 2,296 | 702 | 5,207 | 32,439 | 4,485 | 29,245 | ... | ... | ... | ... | ... | ... | ... | ... |
| Sugar and other saccharine produce. ,, | 26,729 | 2,91,277 | 25,814 | 2,38,305 | ... | ... | ... | ... | ... | ... | ... | ... | 37 | 310 | 78 | 476 |
| Tea ... ... ... ... ... lb. | 801 | 528 | 1,236 | 1,231 | ... | ... | 10 | 10 | ... | ... | ... | ... | 60 | 60 | ... | ... |
| Tobacco— | | | | | | | | | | | | | ... | ... | ... | ... |
| Unmanufactured ... ... lb. | 40,928 | 4,993 | 66,700 | 8,439 | ... | ... | ... | ... | ... | ... | ... | ... | 861,588 | 99,104 | 635,153 | 75,620 |
| Manufactured ... ... ,, | 43,205 | 39,181 | 45,382 | 39,729 | 1,887 | 2,946 | 1,083 | 1,481 | 1,020 | 1,181 | 922 | 1,077 | 17,723 | 10,125 | 19,083 | 10,621 |
| Wax (excluding candles) ... Cwt. | ... | ... | 19 | 1,164 | ... | ... | ... | ... | ... | ... | ... | ... | 188 | 13,438 | 295 | 19,287 |
| Wood— | | | | | | | | | | | | | | | | |
| Teak ... ... ... Cub. ft. | 8,887 | 17,507 | 28,131 | 54,853 | ... | ... | ... | ... | ... | ... | 1,000 | 1,260 | ... | ... | ... | ... |
| Tons. | 178 | | 563 | | | | | | | | 20 | | | | | |
| Other sorts ... ... ... Val. | ... | 86,515 | ... | 1,43,090 | ... | 7,035 | ... | 63,410 | ... | ... | ... | 817 | ... | 291 | ... | ... |
| Wool— | | | | | | | | | | | | | | | | |
| Raw ... ... ... ... lb. | ... | ... | ... | ... | ... | ... | ... | ... | ... | ... | ... | ... | ... | ... | ... | ... |
| Manufactures of— | | | | | | | | | | | | | | | | |
| Shawls ... ... ... ... No. | ... | ... | ... | ... | ... | ... | ... | ... | ... | ... | ... | ... | ... | ... | ... | ... |
| Piece-goods ... ... ... Yds. | 136,352 | 46,305 | 151,095 | 44,982 | ... | ... | ... | ... | ... | ... | ... | ... | ... | 120 | ... | 2,726 |
| Other sorts ... ... ... Val. | ... | 325 | ... | 254 | ... | ... | ... | ... | ... | ... | ... | ... | ... | 1,22,455 | ... | 1,13,762 |
| All other articles of merchandise ... ,, | ... | 3,06,615 | ... | 3,52,418 | ... | 11,108 | ... | 15,682 | ... | 59 | ... | 1,196 | ... | | ... | |
| Indian produce and manufactures. { Dutiable ... | ... | 66,77,563 | ... | 54,64,233 | ... | ... | ... | ... | ... | 3,625 | ... | 1,805 | ... | 74,540 | ... | 49,183 |
| Free ... | ... | 53,95,417 | ... | 58,81,599 | ... | 8,76,755 | ... | 18,33,054 | ... | 1,59,750 | ... | 1,95,334 | ... | 29,68,645 | ... | 28,30,883 |
| Total ... | ... | 120,72,980 | ... | 113,45,832 | ... | 8,76,755 | ... | 18,33,054 | ... | 1,63,375 | ... | 1,97,139 | ... | 30,43,185 | ... | 28,80,066 |
| Total of Foreign and Indian ... | ... | 122,64,498 | ... | 116,16,089 | ... | 8,77,252 | ... | 18,33,400 | ... | 1,63,375 | ... | 1,97,139 | ... | 31,26,437 | ... | 29,84,675 |
| Treasure ... ... ... { Gold ... ... | ... | ... | ... | ... | ... | ... | ... | ... | ... | ... | ... | ... | ... | ... | ... | ... |
| Silver ... ... | ... | 8,32,000 | ... | 8,32,500 | ... | ... | ... | ... | ... | ... | ... | ... | ... | ... | ... | 15,163 |
| Total ... | ... | 8,32,000 | ... | 8,32,500 | ... | ... | ... | ... | ... | ... | ... | ... | ... | ... | ... | 15,163 |
| Grand Total ... | ... | 130,96,498 | ... | 124,48,589 | ... | 8,77,252 | ... | 18,33,400 | ... | 1,63,375 | ... | 1,97,139 | ... | 31,26,437 | ... | 29,99,838 |
| Government Stores ... ... ... | ... | ... | ... | 10,000 | ... | ... | ... | ... | ... | ... | ... | ... | ... | ... | ... | ... |
| Do. Treasure ... ... ... | ... | ... | ... | ... | ... | ... | ... | ... | ... | ... | ... | ... | ... | ... | ... | ... |
| Total ... | ... | ... | ... | 10,000 | ... | ... | ... | ... | ... | ... | ... | ... | ... | ... | ... | ... |

(57)—*Statement of quantities and value of the principal and other articles of foreign merchandise and Indian produce and manufactures and value of treasure exported to foreign countries from the Presidency of Madras during the two official years* 1889-90 *and* 1890-91—continued.

| Articles. | Turkey in Asia. | | | | Other countries in Asia. | | | | Victoria. | | | | Other countries. | | | | Total. | | | |
|---|---|---|---|---|---|---|---|---|---|---|---|---|---|---|---|---|---|---|---|---|
| | 1889-90. | | 1890-91. | | 1889-90. | | 1890-91. | | 1889-90. | | 1890-91. | | 1889-90. | | 1890-91. | | 1889-90. | | 1890-91. | |
| | Q. | V. | Q. | V. | Q. | V. | Q. | V. | Q. | V. | Q. | V. | Q. | V. | Q. | V. | Q. | V. | Q. | V. |
| | 74 | 75 | 76 | 77 | 78 | 79 | 80 | 81 | 82 | 83 | 84 | 85 | 86 | 87 | 88 | 89 | 90 | 91 | 92 | 93 |
| FOREIGN MERCHANDISE. | | Rs. | | Rs. | | Rs. | | Rs. | | Rs. | | Rs. | | Rs. | | Rs. | | Rs. | | Rs. |
| Cotton— | | | | | | | | | | | | | | | | | | | | |
| Raw ... ... ... ... Cwt. | ... | ... | ... | ... | ... | ... | ... | ... | ... | ... | ... | ... | ... | ... | ... | ... | ... | ... | ... | ... |
| Twist and yarn ... ... lb. | ... | ... | ... | ... | ... | ... | ... | ... | ... | ... | ... | ... | ... | ... | ... | ... | 76,223 | 60,597 | 66,120 | 55,185 |
| Manufactures— | | | | | | | | | | | | | | | | | | | | |
| Piece-goods— | | | | | | | | | | | | | | | | | | | | |
| Grey ... ... ... Yds. | ... | ... | ... | ... | 200 | 30 | ... | ... | ... | ... | ... | ... | 6,600 | 1,150 | ... | ... | 622,240 | 1,07,387 | 584,679 | 95,271 |
| White ... ... ... ,, | ... | ... | ... | ... | 6,970 | 1,500 | ... | ... | ... | ... | ... | ... | ... | ... | ... | ... | 86,300 | 16,136 | 203,193 | 37,263 |
| Coloured, printed or dyed ... ,, | ... | ... | ... | ... | ... | ... | ... | ... | ... | ... | ... | ... | 36,000 | 5,400 | ... | ... | 139,738 | 22,288 | 202,503 | 30,197 |
| Other sorts ... ... Val. | ... | ... | ... | ... | ... | ... | ... | ... | ... | ... | ... | ... | ... | ... | ... | ... | ... | 88 | ... | ... |
| Other sorts ... ... ,, | ... | ... | ... | ... | ... | ... | ... | ... | ... | ... | ... | ... | ... | 395 | ... | ... | ... | 188 | ... | ... |
| Gums and resins ... ... Cwt. | ... | ... | ... | ... | ... | ... | ... | ... | ... | ... | ... | ... | 14 | ... | 2 | 45 | 58 | 1,300 | 44 | 1,204 |
| Ivory— | | | | | | | | | | | | | | | | | | | | |
| Unmanufactured & manufactured ... Val. | ... | ... | ... | ... | ... | ... | ... | ... | ... | ... | ... | ... | ... | ... | ... | ... | ... | ... | ... | ... |
| Metals— | | | | | | | | | | | | | | | | | | | | |
| Iron ... ... ... ... Cwt. | ... | ... | ... | ... | ... | ... | ... | ... | ... | ... | ... | ... | ... | ... | ... | ... | 453 | 2,456 | 1,175 | 6,233 |
| Other sorts ... ... ... ,, | ... | ... | ... | ... | ... | ... | ... | ... | ... | ... | ... | ... | ... | ... | ... | ... | 115 | 4,606 | 203 | 6,962 |
| Sugar and other saccharine produce ... ,, | 1 | 28 | ... | ... | ... | ... | ... | ... | ... | ... | ... | ... | ... | ... | ... | ... | 322 | 4,838 | 195 | 2,032 |
| All other articles ... ... Val. | ... | ... | ... | ... | ... | 758 | ... | 185 | ... | 112 | ... | 405 | ... | 3,461 | ... | 376 | ... | 2,23,133 | ... | 2,93,809 |
| Total of Foreign Merchandise ... | ... | 28 | ... | ... | ... | 2,288 | ... | 185 | ... | 112 | ... | 405 | ... | 10,406 | ... | 421 | ... | 4,43,107 | ... | 5,20,056 |
| INDIAN PRODUCE AND MANUFACTURES. | | | | | | | | | | | | | | | | | | | | |
| Animals, living ... ... No. | ... | ... | ... | ... | 4 | 34 | 7 | 210 | ... | ... | ... | ... | ... | ... | ... | ... | 81,847 | 6,63,035 | 90,011 | 7,67,580 |
| Apparel ... ... ... Val. | ... | 1,500 | ... | 200 | ... | 175 | ... | 150 | ... | 390 | ... | 850 | ... | 2,630 | ... | 4,410 | ... | 75,974 | ... | 87,087 |
| Coffee ... ... ... Cwt. | 2,793 | 1,71,567 | 7,749 | 4,72,665 | 21 | 1,292 | ... | ... | 561 | 35,464 | 1,029 | 62,095 | 489 | 30,717 | 2,675 | 1,72,160 | 212,320 | 134,13,304 | 216,015 | 135,61,748 |
| Coir— | | | | | | | | | | | | | | | | | | | | |
| Unmanufactured ... ... Cwt. | ... | ... | 1,451 | 6,543 | ... | ... | ... | ... | ... | ... | ... | ... | 232 | 3,220 | ... | ... | 10,858 | 67,612 | 19,085 | 1,34,934 |
| Manufactured (excluding ropes) ,, | 990 | 5,422 | ... | ... | 141 | 712 | 15 | 100 | ... | ... | ... | ... | 2,654 | 30,523 | 2,169 | 33,964 | 186,860 | 17,27,292 | 173,425 | 15,18,491 |
| Cotton— | | | | | | | | | | | | | | | | | | | | |
| Raw ... ... ... Cwt. | ... | ... | ... | ... | 4,435 | 1,19,710 | 750 | 21,360 | ... | ... | ... | ... | 23,823 | 6,85,880 | 57,685 | 15,10,685 | 862,272 | 249,57,728 | 847,355 | 233,53,168 |
| Twist and yarn ... ... lb. | ... | ... | ... | ... | 307,460 | 1,32,119 | 419,422 | 1,80,147 | ... | ... | ... | ... | ... | ... | ... | ... | 2,375,764 | 10,09,814 | 4,557,380 | 18,70,640 |
| Manufactures— | | | | | | | | | | | | | | | | | | | | |
| Piece-goods— | | | | | | | | | | | | | | | | | | | | |
| Grey ... ... ... Yds. | ... | ... | ... | ... | 457,061 | 71,600 | 100,800 | 11,700 | ... | ... | ... | ... | 400 | 230 | 20,175 | 3,363 | 1,202,387 | 1,93,879 | 1,606,715 | 2,52,179 |
| White ... ... ... ,, | ... | ... | ... | ... | ... | ... | ... | ... | ... | ... | ... | ... | ... | ... | ... | ... | 20,028 | 4,169 | 16,306 | 4,156 |
| Coloured, printed or dyed ... ,, | 6,240 | 2,026 | ... | ... | 2,184 | 1,373 | 3,383 | 2,054 | ... | ... | 175 | 131 | 100,380 | 31,088 | 107,051 | 33,823 | 10,262,835 | 31,46,650 | 10,723,363 | 33,77,209 |
| Other sorts ... ... Val. | ... | ... | ... | ... | ... | 1,691 | ... | 3,613 | ... | ... | ... | ... | ... | 1,380 | ... | ... | ... | 6,10,116 | ... | 7,59,141 |
| Other sorts ... ... ,, | ... | ... | ... | ... | ... | ... | ... | ... | ... | ... | ... | ... | ... | ... | ... | ... | ... | 9,203 | ... | 2,208 |
| Dregs of gingelly-oil ... ... Cwt. | ... | ... | ... | ... | ... | ... | ... | ... | ... | ... | ... | ... | ... | ... | ... | ... | 50,308 | 1,03,588 | 48,434 | 99,502 |
| Drugs and medicines ... ... Val. | ... | 69 | ... | 760 | ... | ... | ... | ... | ... | ... | ... | ... | ... | 1,028 | ... | 5,717 | ... | 17,72,752 | ... | 18,60,567 |
| Dyeing and colouring materials— | | | | | | | | | | | | | | | | | | | | |
| Indigo ... ... ... Cwt. | 2,281 | 5,10,789 | 2,304 | 5,13,170 | 6 | 1,340 | ... | ... | ... | ... | ... | ... | 62 | 14,020 | 118 | 25,896 | 53,889 | 118,11,343 | 40,696 | 89,41,214 |
| Other sorts ... ... ,, | 7 | 60 | 201 | 2,138 | 1 | 9 | 6 | 25 | ... | ... | ... | ... | 88 | 628 | 424 | 1,070 | 161,152 | 4,13,533 | 158,195 | 5,05,064 |
| Grain and pulse— | | | | | | | | | | | | | | | | | | | | |
| Gram ... ... ... Cwt. | ... | ... | ... | ... | ... | ... | ... | ... | ... | ... | ... | ... | 6 | 22 | 144 | 631 | 62,895 | 2,05,532 | 69,002 | 2,28,977 |
| Paddy ... ... ... ,, | ... | ... | ... | ... | ... | ... | ... | ... | ... | ... | ... | ... | ... | ... | ... | ... | 234,037 | 4,76,231 | 384,800 | 8,49,792 |
| Rice ... ... ... ,, | 501 | 3,464 | 702 | 4,454 | 748 | 3,341 | 3,498 | 16,247 | ... | ... | ... | ... | 984 | 5,849 | 162 | 818 | 1,654,447 | 65,47,353 | 1,210,551 | 51,63,322 |
| Wheat ... ... ... ,, | ... | ... | ... | ... | ... | ... | ... | ... | ... | ... | ... | ... | ... | ... | ... | ... | 1,222 | 5,141 | 698 | 3,187 |
| Pulse ... ... ... ,, | ... | ... | ... | ... | ... | ... | 11 | 80 | ... | ... | ... | ... | 37 | 167 | 9 | 36 | 29,905 | 1,12,557 | 21,376 | 79,963 |
| Jowari and Bajra ... ... ,, | ... | ... | ... | ... | 1,127 | 3,850 | ... | ... | ... | ... | ... | ... | ... | ... | ... | ... | 1,129 | 3,860 | ... | ... |
| Other sorts ... ... ,, | ... | ... | ... | ... | ... | ... | ... | ... | ... | ... | ... | ... | ... | ... | ... | ... | 1,878 | 5,962 | 2,327 | 7,818 |
| Gums— | | | | | | | | | | | | | | | | | | | | |
| Arabic ... ... ... Cwt. | ... | ... | ... | ... | ... | ... | ... | ... | ... | ... | ... | ... | ... | ... | ... | ... | ... | ... | 36 | 760 |
| Benjamin ... ... ... ,, | ... | ... | ... | ... | ... | ... | ... | ... | ... | ... | ... | ... | ... | ... | ... | ... | ... | ... | ... | ... |
| Cutch ... ... ... ,, | ... | ... | ... | ... | ... | ... | ... | ... | ... | ... | ... | ... | 3 | 70 | 9 | 235 | 132 | 2,400 | 76 | 1,669 |
| Gambier ... ... ... ,, | ... | ... | ... | ... | ... | ... | ... | ... | ... | ... | ... | ... | ... | ... | ... | ... | ... | ... | ... | ... |
| Other sorts ... ... ... ,, | ... | ... | ... | ... | ... | ... | ... | ... | ... | ... | ... | ... | ... | ... | 2 | 30 | 154 | 3,621 | 254 | 5,605 |
| Hemp— | | | | | | | | | | | | | | | | | | | | |
| Raw ... ... ... Cwt. | 25 | 250 | ... | ... | ... | ... | ... | ... | ... | ... | ... | ... | ... | ... | ... | ... | 9,874 | 83,939 | 9,292 | 60,281 |
| Manufactures (excluding cordage) ... ... ... Val. | ... | ... | ... | ... | ... | ... | ... | ... | ... | ... | ... | ... | ... | ... | ... | ... | ... | 20 | ... | 865 |
| Hides and skins— | | | | | | | | | | | | | | | | | | | | |
| Hides, raw ... ... Cwt. | ... | ... | ... | ... | ... | ... | ... | ... | ... | ... | ... | ... | ... | ... | ... | ... | 68 | 1,300 | 251 | 8,551 |
| ,, ... ... No. | ... | ... | ... | ... | ... | ... | ... | ... | ... | ... | ... | ... | ... | ... | ... | ... | 952 | | 5,377 | |
| Do. dressed or tanned... Cwt. | ... | ... | ... | ... | ... | ... | ... | ... | ... | ... | ... | ... | ... | ... | lb. 42 | 18 | 81,299 | 44,37,545 | 87,422 | 42,17,316 |
| ,, ... ... No. | ... | ... | ... | ... | ... | ... | ... | ... | ... | ... | ... | ... | ... | ... | 5 | | 1,147,813 | | 1,096,063 | |
| Skins, raw ... ... Cwt. | ... | ... | ... | ... | ... | ... | ... | ... | ... | ... | ... | ... | lb. 20 | 100 | ... | ... | 627 | 54,085 | 993 | 60,433 |
| ,, ... ... No. | ... | ... | ... | ... | ... | ... | ... | ... | ... | ... | ... | ... | 2 | | ... | | 32,231 | | 53,801 | |
| Do. dressed or tanned... Cwt. | ... | ... | ... | ... | ... | ... | ... | ... | ... | ... | ... | ... | 2,944 | 4,06,164 | 1,168 | 1,59,563 | 134,961 | 157,40,233 | 139,674 | 157,79,544 |
| ,, ... ... No. | ... | ... | ... | ... | ... | ... | ... | ... | ... | ... | ... | ... | 363,198 | | 133,002 | | 16,015,815 | | 15,646,923 | |
| Jewellery ... ... ... Val. | ... | ... | ... | ... | ... | ... | ... | ... | ... | ... | ... | ... | ... | 500 | ... | ... | ... | 35,133 | ... | 14,539 |
| Jute— | | | | | | | | | | | | | | | | | | | | |
| Raw ... ... ... ... Cwt. | ... | ... | ... | ... | ... | ... | ... | ... | ... | ... | ... | ... | 32 | 260 | ... | ... | 10,290 | 74,666 | 130 | 1,052 |
| Manufactures— | | | | | | | | | | | | | | | | | | | | |
| Gunny bags ... ... No. | ... | ... | ... | ... | ... | ... | ... | ... | ... | ... | ... | ... | ... | ... | ... | ... | 6,485 | 1,332 | 13,772 | 2,326 |
| Other kinds ... ... Val. | ... | ... | ... | ... | ... | ... | ... | ... | ... | ... | ... | ... | ... | ... | ... | ... | ... | 1,721 | ... | 1,987 |
| Lac— | | | | | | | | | | | | | | | | | | | | |
| Shell ... ... ... Cwt. | ... | ... | ... | ... | ... | ... | ... | ... | ... | ... | ... | ... | ... | ... | ... | ... | 12 | 255 | 1 | 25 |
| Stick ... ... ... ,, | ... | ... | ... | ... | ... | ... | ... | ... | ... | ... | ... | ... | ... | ... | ... | ... | ... | ... | ... | ... |
| Other kinds ... ... ,, | ... | ... | ... | ... | ... | ... | ... | ... | ... | ... | ... | ... | ... | ... | ... | ... | 205 | 9,774 | 17 | 765 |
| Oils— | | | | | | | | | | | | | | | | | | | | |
| Vegetable not essential ... Gal. | 219 | 184 | ... | ... | 13,678 | 14,139 | 1,299 | 1,463 | ... | ... | 315 | 315 | 17,334 | 22,331 | 14,335 | 17,322 | 1,829,544 | 19,77,678 | 1,611,102 | 17,36,037 |
| Other sorts ... ... ,, | ... | ... | ... | ... | ... | ... | ... | ... | ... | ... | ... | ... | ... | ... | ... | ... | 5,594 | 27,648 | 19,190 | 57,404 |
| Oil-cake ... ... ... Cwt. | ... | ... | ... | ... | ... | ... | ... | ... | ... | ... | ... | ... | ... | ... | ... | ... | 127,232 | 3,31,616 | 154,808 | 4,50,275 |
| Provisions ... ... ... Val. | ... | 1,463 | ... | 9,478 | ... | 743 | ... | 1,007 | ... | 18,030 | ... | 5,511 | ... | 17,828 | ... | 17,052 | ... | 10,55,352 | ... | 11,40,501 |
| Saltpetre ... ... ... Cwt. | ... | ... | ... | ... | ... | ... | ... | ... | ... | ... | ... | ... | ... | ... | ... | ... | 282 | 2,506 | 209 | 2,112 |
| Seeds— | | | | | | | | | | | | | | | | | | | | |
| Essential ... ... ... Cwt. | ... | ... | ... | ... | 3 | 19 | 3 | 41 | ... | ... | ... | ... | 67 | 635 | 98 | 860 | 28,364 | 1,53,921 | 22,355 | 1,16,964 |
| Castor ... ... ... ,, | ... | ... | ... | ... | ... | ... | ... | ... | ... | ... | ... | ... | 8,786 | 60,000 | ... | ... | 325,741 | 22,68,155 | 162,555 | 9,34,874 |
| Linseed ... ... ... ,, | ... | ... | ... | ... | ... | ... | ... | ... | ... | ... | ... | ... | ... | ... | ... | ... | ... | ... | ... | ... |
| Mustard and rape ... ... ,, | ... | ... | ... | ... | ... | ... | ... | ... | ... | ... | ... | ... | 14 | 125 | 31 | 218 | 50,933 | 3,23,917 | 45,705 | 3,01,416 |
| Poppy ... ... ... ,, | ... | ... | ... | ... | ... | ... | ... | ... | ... | ... | ... | ... | ... | ... | ... | ... | ... | ... | ... | ... |
| Til or gingelly ... ... ,, | ... | ... | ... | ... | 30 | 225 | ... | ... | ... | ... | ... | ... | ... | ... | ... | ... | 482,772 | 33,79,478 | 309,258 | 19,66,012 |
| Other sorts ... ... ,, | ... | ... | ... | ... | 10 | 40 | ... | ... | 1 | 5 | ... | ... | 105,036 | 5,70,546 | 16 | 83 | 724,141 | 39,63,808 | 883,330 | 49,45,997 |
| Silk— | | | | | | | | | | | | | | | | | | | | |
| Raw ... ... ... ... lb. | ... | ... | ... | ... | ... | ... | ... | ... | ... | ... | ... | ... | ... | ... | ... | ... | 218,710 | 2,62,634 | 248,931 | 2,24,611 |
| Manufactures ... ... Val. | ... | ... | ... | ... | ... | ... | ... | ... | ... | ... | ... | ... | ... | ... | ... | ... | ... | 14,645 | ... | 27,128 |
| Spices ... ... ... lb. | 219,684 | 81,673 | 436,549 | 1,08,618 | 27,279 | 6,808 | 50,794 | 9,598 | ... | ... | ... | ... | 101,284 | 32,628 | 75,941 | 20,774 | 14,346,127 | 30,60,413 | 17,748,944 | 33,83,249 |
| Stone and marble ... ... Cwt. | ... | ... | ... | ... | ... | ... | ... | ... | ... | ... | ... | ... | 10 | 20 | ... | ... | 15,474 | 33,371 | 6,781 | 29,947 |
| Sugar and other saccharine produce... ,, | ... | ... | ... | ... | 1,745 | 12,197 | 6,708 | 53,420 | ... | ... | ... | ... | 1 | 3 | 5 | 67 | 1,246,289 | 73,09,909 | 795,485 | 38,39,508 |
| Tea ... ... ... ... lb. | ... | ... | ... | ... | ... | ... | ... | ... | 160 | 160 | 4,462 | 4,393 | 14,391 | 14,558 | 4,628 | 4,628 | 564,115 | 4,75,854 | 912,704 | 8,05,347 |
| Tobacco— | | | | | | | | | | | | | | | | | | | | |
| Unmanufactured ... ... lb. | ... | ... | ... | ... | ... | ... | ... | ... | ... | ... | ... | ... | 5,544 | 1,331 | 26,708 | 3,603 | 9,798,824 | 1,23,895 | 849,152 | 1,18,222 |
| Manufactured ... ... ,, | 885 | 816 | 585 | 652 | 13,542 | 8,969 | 14,476 | 8,219 | 3,062 | 2,794 | 5,604 | 9,760 | 6,205 | 7,387 | 5,943 | 8,647 | 222,856 | 2,38,387 | 239,634 | 2,54,172 |
| Wax (excluding candles) ... Cwt. | ... | ... | ... | ... | ... | ... | ... | ... | ... | ... | ... | ... | ... | ... | ... | ... | 437 | 32,574 | 328 | 21,379 |
| Wood— | | | | | | | | | | | | | | | | | | | | |
| Teak ... ... ... Cub. ft. | 9,000 | 12,254 | 8,715 | 12,974 | 400 | 516 | 16 | 968 | ... | ... | ... | ... | 10 | 11 | ... | ... | 57,197 | 74,729 | 61,964 | 97,383 |
| Tons. | 198 | | 174 | | 8 | | | | | | | | Cwt. 4 | | | | 1,144 | | 1,240 | |
| Other sorts ... ... Val. | ... | 10,693 | ... | 16,053 | ... | 7,629 | ... | 20,092 | ... | ... | ... | ... | ... | 3,571 | ... | 80 | ... | 3,48,922 | ... | 5,80,080 |
| Wool— | | | | | | | | | | | | | | | | | | | | |
| Raw ... ... ... lb. | ... | ... | ... | ... | ... | ... | ... | ... | ... | ... | ... | ... | ... | ... | ... | ... | 257,496 | 36,839 | 307,990 | 44,335 |
| Manufactures of— | | | | | | | | | | | | | | | | | | | | |
| Shawls ... ... ... No. | ... | ... | ... | ... | ... | ... | ... | ... | ... | ... | ... | ... | ... | ... | ... | ... | ... | ... | ... | ... |
| Piece-goods ... ... ... Yds. | ... | ... | ... | ... | ... | ... | ... | ... | ... | ... | ... | ... | ... | ... | ... | ... | 136,441 | 46,981 | 151,234 | 46,093 |
| Other sorts ... ... Val. | ... | ... | ... | ... | ... | ... | ... | ... | ... | 580 | ... | 25 | ... | 266 | ... | 450 | ... | 3,07,359 | ... | 2,17,437 |
| All other articles of merchandise ... ,, | ... | 6,099 | ... | 9,035 | ... | 13,667 | ... | 7,973 | ... | 30 | ... | 255 | ... | 12,218 | ... | 4,194 | ... | 10,73,003 | ... | 16,83,443 |
| Indian produce and manufactures. Dutiable ... | ... | 3,464 | ... | 4,454 | ... | 3,341 | ... | 16,247 | ... | ... | ... | ... | ... | 5,849 | ... | 818 | ... | 70,23,584 | ... | 60,13,114 |
| Free ... | ... | 8,04,863 | ... | 11,52,278 | ... | 3,98,857 | ... | 3,22,220 | ... | 57,453 | ... | 83,335 | ... | 19,52,735 | ... | 20,30,179 | ... | 1,076,82,602 | ... | 1,006,01,540 |
| Total ... | ... | 8,08,329 | ... | 11,56,732 | ... | 4,02,198 | ... | 3,38,467 | ... | 57,453 | ... | 83,335 | ... | 19,58,584 | ... | 20,30,997 | ... | 1,147,06,246 | ... | 1,066,14,654 |
| Total of Foreign and Indian ... | ... | 8,08,357 | ... | 11,56,732 | ... | 4,04,486 | ... | 3,38,652 | ... | 57,565 | ... | 83,740 | ... | 19,68,990 | ... | 20,31,418 | ... | 1,151,49,353 | ... | 1,071,43,710 |
| Treasure ... Gold ... ... ... | ... | ... | ... | ... | ... | ... | ... | ... | ... | ... | ... | ... | ... | ... | ... | ... | ... | 1,03,241 | ... | 10,10,080 |
| Silver ... ... ... | ... | ... | ... | ... | ... | ... | ... | ... | ... | ... | ... | ... | ... | 500 | ... | ... | ... | 8,32,500 | ... | 8,47,663 |
| Total ... | ... | ... | ... | ... | ... | ... | ... | ... | ... | ... | ... | ... | ... | 500 | ... | ... | ... | 9,35,741 | ... | 18,57,743 |
| Grand Total ... | ... | 8,08,357 | ... | 11,56,732 | ... | 4,04,486 | ... | 3,38,652 | ... | 57,565 | ... | 83,740 | ... | 19,69,490 | ... | 20,31,418 | ... | 1,160,85,094 | ... | 1,090,01,453 |
| Government Stores ... ... ... | ... | ... | ... | ... | ... | 19,886 | ... | 18,330 | ... | ... | ... | ... | ... | ... | ... | ... | ... | 20,467 | ... | 39,355 |
| Do. Treasure ... ... ... | ... | ... | ... | ... | ... | ... | ... | ... | ... | ... | ... | ... | ... | ... | ... | ... | ... | ... | ... | ... |
| Total ... | ... | ... | ... | ... | ... | 19,886 | ... | 18,330 | ... | ... | ... | ... | ... | ... | ... | ... | ... | 20,467 | ... | 39,355 |

## C.—TRADE—*continued.*

(58)—*Statement of customs duty collected on the principal and other articles of merchandise subject to duty on imports and exports at ports in the Presidency of Madras, during the two official years* 1889-90 *and* 1890-91.

| Articles. | Amount of duty collected. | | | |
|---|---|---|---|---|
| | 1889-90. | | 1890-91. | |
| | Gross. | Net. | Gross. | Net. |
| *Imports.* | Rs. | Rs. | Rs. | Rs. |
| Liquors— | | | | |
| Ale, Beer and Porter | 32,921 | 32,917 | 32,884 | 32,878 |
| Spirits | 9,18,719 | 9,15,087 | 9,74,225 | 9,73,675 |
| Wines and Liqueurs | 67,196 | 66,949 | 72,891 | 72,632 |
| Other sorts | 41 | 41 | 30 | 30 |
| Salt | 3,663 | 3,637 | 4,153 | 4,153 |
| All other articles | 1,29,533 | 85,889 | 1,53,757 | 1,20,113 |
| Total Duty on Imports { Including Salt | 11,52,073 | 11,04,520 | 12,37,938 | 12,03,481 |
| Total Duty on Imports { Excluding Salt | 11,48,410 | 11,00,883 | 12,33,785 | 11,99,328 |
| *Exports.* | | | | |
| Grain and pulse— | | | | |
| Rice (in the husk) | 59,800 | 59,707 | 1,01,406 | 99,982 |
| Do. (not in the husk) | 4,26,257 | 4,24,406 | 3,07,382 | 3,07,067 |
| Total | 4,86,057 | 4,84,113 | 4,08,788 | 4,07,049 |



## C.—TRADE—*continued.*

(59)—*Total value of merchandise (distinguishing country from foreign) and treasure imported and exported coastwise into and from the Presidency of Madras in the official years* 1889-90 *and* 1890-91.

| Ports. | Merchandise. | | | | | | Treasure. | |
|---|---|---|---|---|---|---|---|---|
| | Country. | | Foreign. | | Total. | | | |
| | 1889-90. | 1890-91. | 1889-90. | 1890-91. | 1889-90. | 1890-91. | 1889-90. | 1890-91. |
| *Imports into Madras.* | Rs. | Rs. | Rs. | Rs. | Rs. | Rs. | Rs. | Rs. |
| From Bengal | 82,34,681 | 124,85,800 | 23,58,928 | 23,66,773 | 105,93,609 | 148,52,573 | ... | ... |
| ,, Bombay | 75,14,249 | 91,06,781 | 99,11,395 | 97,49,433 | 174,25,644 | 188,56,214 | 5,67,291 | 3,73,115 |
| ,, Scind | 94,280 | 2,21,642 | 4,000 | 3,379 | 98,280 | 2,25,021 | ... | ... |
| ,, British Burma | 25,35,223 | 40,33,617 | 51,940 | 76,516 | 25,87,163 | 41,10,133 | ... | ... |
| From British Ports in other Presidencies, Total | 183,78,433 | 258,47,840 | 123,26,263 | 121,96,101 | 307,04,696 | 380,43,941 | 5,67,291 | 3,73,115 |
| From British Ports within the Presidency | 156,21,844 | 165,36,779 | 16,17,653 | 19,58,696 | 172,39,497 | 184,95,475 | 19,66,645 | 13,15,985 |
| From Cochin | 64,307 | 72,339 | 39 | 300 | 64,346 | 72,639 | ... | ... |
| ,, Cutch | 1,106 | 17,607 | 84 | 7,947 | 1,190 | 25,554 | ... | ... |
| ,, Damaun | 120 | ... | ... | ... | 120 | ... | ... | ... |
| ,, Foreign Konkan | 353 | 195 | 2,015 | ... | 2,368 | 195 | ... | ... |
| ,, Goa | 1,73,279 | 4,10,572 | 1,643 | 1,548 | 1,74,922 | 4,12,120 | 27,162 | 26,430 |
| ,, Gaekwar's Territories | 3,479 | 17,595 | ... | ... | 3,479 | 17,595 | ... | ... |
| ,, Karikal | 1,085 | 19,695 | ... | 108 | 1,085 | 19,803 | ... | ... |
| ,, Kattywar | 17,635 | 91,642 | 27,651 | 7,090 | 45,286 | 98,732 | ... | ... |
| ,, Mahé | 70,631 | 54,234 | 24,680 | 20,064 | 95,311 | 74,298 | ... | ... |
| ,, Pondicherry | 91,715 | 60,857 | 24,083 | 16,658 | 1,15,798 | 77,515 | 5,000 | ... |
| ,, Travancore | 3,46,098 | 1,80,915 | 53 | 202 | 3,46,151 | 1,81,117 | ... | 4,500 |
| From Indian Ports not British, Total. | 7,69,808 | 9,25,651 | 80,248 | 53,917 | 8,50,056 | 9,79,568 | 32,162 | 30,930 |
| From all Ports, Total | 347,70,085 | 433,10,270 | 140,24,164 | 142,08,714 | 487,94,249 | 575,18,984 | 25,86,098 | 17,20,030 |
| Government Stores and Treasure | 8,62,449 | 9,41,998 | 8,04,563 | 7,92,598 | 16,67,014 | 17,34,596 | 82,09,500 | 80,22,000 |
| *Exports from Madras.* | | | | | | | | |
| To Bengal | 54,26,307 | 76,18,033 | 1,96,454 | 1,78,865 | 56,22,761 | 77,96,898 | ... | 10,000 |
| ,, Bombay | 134,10,381 | 135,38,051 | 1,05,594 | 60,807 | 135,15,975 | 135,98,858 | 3,999 | 3,300 |
| ,, Scind | 2,87,194 | 2,86,574 | 3,264 | 915 | 2,90,458 | 2,87,489 | ... | ... |
| ,, British Burma | 50,47,621 | 50,43,438 | 3,78,677 | 3,59,388 | 54,26,298 | 54,02,826 | ... | ... |
| To British Ports in other Presidencies, Total | 241,71,503 | 264,86,096 | 6,83,989 | 5,99,975 | 248,55,492 | 270,86,071 | 3,999 | 13,300 |
| To British Ports within the Presidency | 155,61,680 | 171,20,379 | 18,22,722 | 19,65,590 | 173,84,408 | 190,85,969 | 15,43,940 | 16,88,705 |
| To Cochin | 45,761 | 76,619 | 3,131 | ... | 48,892 | 76,619 | ... | ... |
| ,, Cutch | 3,57,892 | 4,96,344 | ... | ... | 3,57,892 | 4,96,344 | ... | ... |
| ,, Damaun | 2,220 | 69 | ... | ... | 2,220 | 69 | ... | ... |
| ,, Diu | ... | 1,599 | ... | ... | ... | 1,599 | ... | ... |
| ,, Foreign Konkan | 1,390 | 3,761 | ... | ... | 1,390 | 3,761 | ... | ... |
| ,, Gaekwar's Territories | ... | 2,730 | ... | ... | ... | 2,730 | ... | ... |
| ,, Goa | 6,14,383 | 4,85,374 | 254 | 10,436 | 6,14,637 | 4,95,810 | ... | ... |
| ,, Karikal | 622 | 1,435 | 713 | ... | 1,335 | 1,435 | ... | ... |
| ,, Kattywar | 6,53,189 | 8,45,609 | ... | ... | 6,53,189 | 8,45,609 | ... | ... |
| ,, Mahe | 7,73,373 | 3,06,929 | 4,376 | 9,583 | 7,77,749 | 3,16,512 | ... | ... |
| ,, Pondicherry | 1,83,489 | 1,92,983 | 2,234 | 1,745 | 1,85,723 | 1,94,728 | ... | ... |
| ,, Travancore | 11,25,573 | 7,14,575 | 35,055 | 30,673 | 11,60,628 | 7,45,248 | ... | ... |
| To Indian Ports not British, Total | 37,57,892 | 31,28,117 | 45,763 | 52,437 | 38,03,655 | 31,80,554 | ... | ... |
| To all Ports, Total | 434,91,081 | 467,34,592 | 25,52,474 | 26,18,002 | 460,43,555 | 493,52,594 | 15,47,939 | 17,02,005 |
| Government Stores and Treasure | 7,84,971 | 8,91,413 | 5,42,726 | 6,16,023 | 13,27,697 | 15,07,436 | 35,20,467 | 52,17,330 |

## C.—TRADE—*continued.*

(60)—*Statement showing the number, tonnage and nationality of steam and sailing vessels, which entered and cleared with cargoes from and to foreign countries at the ports in the Presidency of Madras in the official year* 1890-91.

| Countries. | British. | | | | British Indian. | | | | French. | | | | Dutch. | | | | Arabian. | | | | German. | | | |
|---|---|---|---|---|---|---|---|---|---|---|---|---|---|---|---|---|---|---|---|---|---|---|---|---|
| | Entered. | | Cleared. | | Entered. | | Cleared. | | Entered. | | Cleared. | | Entered. | | Cleared. | | Entered. | | Cleared. | | Entered. | | Cleared. | |
| 1 | 2 | | 3 | | 4 | | 5 | | 6 | | 7 | | 8 | | 9 | | 10 | | 11 | | 12 | | 13 | |
| | V. | T. | V. | T. | V. | T. | V. | T. | V. | T. | V. | T. | V. | T. | V. | T. | V. | T. | V. | T. | V. | T. | V. | T. |
| United Kingdom ... ... Steam | 90 | 190,956 | 119 | 230,109 | ... | ... | ... | ... | ... | ... | ... | ... | ... | ... | ... | ... | ... | ... | ... | ... | 9 | 16,861 | ... | ... |
| United Kingdom ... ... Sailing | 1 | 2,067 | 7 | 5,101 | ... | ... | ... | ... | ... | ... | ... | ... | ... | ... | ... | ... | ... | ... | ... | ... | ... | ... | ... | ... |
| Austria ... ... ... Steam | ... | ... | ... | ... | ... | ... | ... | ... | ... | ... | ... | ... | ... | ... | ... | ... | ... | ... | ... | ... | ... | ... | ... | ... |
| Austria ... ... ... Sailing | ... | ... | ... | ... | ... | ... | ... | ... | ... | ... | ... | ... | ... | ... | ... | ... | ... | ... | ... | ... | ... | ... | ... | ... |
| France ... ... ... Steam | ... | ... | 27 | 43,049 | ... | ... | ... | ... | ... | ... | 1 | 891 | ... | ... | ... | ... | ... | ... | ... | ... | ... | ... | ... | ... |
| France ... ... ... Sailing | ... | ... | 2 | 884 | ... | ... | ... | ... | ... | ... | ... | ... | ... | ... | ... | ... | ... | ... | ... | ... | ... | ... | ... | ... |
| Belgium ... ... ... Steam | ... | ... | ... | ... | ... | ... | ... | ... | ... | ... | ... | ... | ... | ... | ... | ... | ... | ... | ... | ... | 4 | 7,655 | ... | ... |
| Belgium ... ... ... Sailing | ... | ... | ... | ... | ... | ... | ... | ... | ... | ... | ... | ... | ... | ... | ... | ... | ... | ... | ... | ... | ... | ... | ... | ... |
| Holland ... ... ... Steam | ... | ... | ... | ... | ... | ... | ... | ... | ... | ... | ... | ... | ... | ... | ... | ... | ... | ... | ... | ... | ... | ... | ... | ... |
| Holland ... ... ... Sailing | ... | ... | ... | ... | ... | ... | ... | ... | ... | ... | ... | ... | ... | ... | ... | ... | ... | ... | ... | ... | ... | ... | ... | ... |
| Italy ... ... ... Steam | ... | ... | 1 | 1,400 | ... | ... | ... | ... | ... | ... | ... | ... | ... | ... | ... | ... | ... | ... | ... | ... | ... | ... | ... | ... |
| Italy ... ... ... Sailing | ... | ... | ... | ... | ... | ... | ... | ... | ... | ... | ... | ... | ... | ... | ... | ... | ... | ... | ... | ... | ... | ... | ... | ... |
| Cape Colony ... ... Steam | ... | ... | ... | ... | ... | ... | ... | ... | ... | ... | ... | ... | ... | ... | ... | ... | ... | ... | ... | ... | ... | ... | ... | ... |
| Cape Colony ... ... Sailing | 1 | 491 | ... | ... | ... | ... | ... | ... | ... | ... | ... | ... | ... | ... | ... | ... | ... | ... | ... | ... | ... | ... | ... | ... |
| Africa (East Coast) ... Steam | ... | ... | ... | ... | ... | ... | ... | ... | ... | ... | ... | ... | ... | ... | ... | ... | ... | ... | ... | ... | ... | ... | ... | ... |
| Africa (East Coast) ... Sailing | ... | ... | ... | ... | ... | ... | ... | ... | ... | ... | ... | ... | ... | ... | ... | ... | ... | ... | 1 | 53 | ... | ... | ... | ... |
| Mauritius ... ... ... Steam | 1 | 3,039 | 6 | 12,479 | ... | ... | ... | ... | ... | ... | ... | ... | ... | ... | ... | ... | ... | ... | ... | ... | ... | ... | ... | ... |
| Mauritius ... ... ... Sailing | 1 | 228 | 3 | 1,096 | ... | ... | ... | ... | ... | ... | 1 | 375 | ... | ... | ... | ... | ... | ... | ... | ... | ... | ... | ... | ... |
| Réunion ... ... ... Steam | ... | ... | ... | ... | ... | ... | ... | ... | ... | ... | ... | ... | ... | ... | ... | ... | ... | ... | ... | ... | ... | ... | ... | ... |
| Réunion ... ... ... Sailing | ... | ... | 2 | 550 | ... | ... | ... | ... | ... | ... | 3 | 1,385 | ... | ... | ... | ... | ... | ... | ... | ... | ... | ... | ... | ... |
| Natal ... ... ... Steam | 5 | 5,716 | 2 | 2,066 | ... | ... | ... | ... | ... | ... | ... | ... | ... | ... | ... | ... | ... | ... | ... | ... | ... | ... | ... | ... |
| Natal ... ... ... Sailing | 1 | 442 | ... | ... | ... | ... | ... | ... | ... | ... | ... | ... | ... | ... | ... | ... | ... | ... | ... | ... | ... | ... | ... | ... |
| United States ... ... Steam | ... | ... | ... | ... | ... | ... | ... | ... | ... | ... | ... | ... | ... | ... | ... | ... | ... | ... | ... | ... | ... | ... | ... | ... |
| United States ... ... Sailing | 1 | 1,500 | 1 | 1,527 | ... | ... | ... | ... | ... | ... | ... | ... | ... | ... | ... | ... | ... | ... | ... | ... | ... | ... | ... | ... |
| Arabia ... ... ... Steam | ... | ... | ... | ... | ... | ... | ... | ... | ... | ... | ... | ... | ... | ... | ... | ... | ... | ... | ... | ... | ... | ... | ... | ... |
| Arabia ... ... ... Sailing | ... | ... | ... | ... | ... | ... | ... | ... | ... | ... | ... | ... | ... | ... | ... | ... | 2 | 117 | 3 | 281 | ... | ... | ... | ... |
| Ceylon ... ... ... Steam | 109 | 60,809 | 129 | 70,589 | ... | ... | ... | ... | 14 | 12,474 | 10 | 8,910 | ... | ... | ... | ... | ... | ... | ... | ... | ... | ... | ... | ... |
| Ceylon ... ... ... Sailing | 3 | 4,110 | 3 | 347 | 577 | 68,483 | 742 | 84,126 | ... | ... | ... | ... | ... | ... | ... | ... | ... | ... | ... | ... | ... | ... | ... | ... |
| Maldives ... ... ... Steam | ... | ... | ... | ... | ... | ... | ... | ... | ... | ... | ... | ... | ... | ... | ... | ... | ... | ... | ... | ... | ... | ... | ... | ... |
| Maldives ... ... ... Sailing | ... | ... | ... | ... | ... | ... | ... | ... | ... | ... | ... | ... | ... | ... | ... | ... | 3 | 157 | 3 | 118 | ... | ... | ... | ... |
| Mekran ... ... ... Steam | ... | ... | ... | ... | ... | ... | ... | ... | ... | ... | ... | ... | ... | ... | ... | ... | ... | ... | ... | ... | ... | ... | ... | ... |
| Mekran ... ... ... Sailing | ... | ... | ... | ... | ... | ... | ... | ... | ... | ... | ... | ... | ... | ... | ... | ... | 4 | 252 | 1 | 91 | ... | ... | ... | ... |
| Persia ... ... ... Steam | ... | ... | ... | ... | ... | ... | ... | ... | ... | ... | ... | ... | ... | ... | ... | ... | ... | ... | ... | ... | ... | ... | ... | ... |
| Persia ... ... ... Sailing | ... | ... | ... | ... | ... | ... | ... | ... | ... | ... | ... | ... | ... | ... | ... | ... | 5 | 348 | 1 | 71 | ... | ... | ... | ... |
| Straits Settlements ... Steam | 84 | 117,471 | 64 | 87,504 | ... | ... | ... | ... | ... | ... | ... | ... | 1 | 696 | 3 | 2,088 | ... | ... | ... | ... | ... | ... | ... | ... |
| Straits Settlements ... Sailing | ... | ... | ... | ... | ... | ... | 2 | 915 | ... | ... | ... | ... | ... | ... | ... | ... | ... | ... | ... | ... | ... | ... | ... | ... |
| Australia ... ... ... Steam | 6 | 11,242 | ... | ... | ... | ... | ... | ... | ... | ... | ... | ... | ... | ... | ... | ... | ... | ... | ... | ... | ... | ... | ... | ... |
| Australia ... ... ... Sailing | ... | ... | ... | ... | ... | ... | ... | ... | ... | ... | ... | ... | ... | ... | ... | ... | ... | ... | ... | ... | ... | ... | ... | ... |
| Other countries ... ... Steam | 7 | 11,277 | 3 | 5,070 | ... | ... | ... | ... | ... | ... | 1 | 1,395 | ... | ... | ... | ... | ... | ... | ... | ... | 9 | 17,050 | 2 | 3,821 |
| Other countries ... ... Sailing | ... | ... | 1 | 1,694 | 1 | 297 | 4 | 1,629 | ... | ... | ... | ... | ... | ... | ... | ... | 5 | 421 | 1 | 70 | ... | ... | ... | ... |
| Total for 1890-91 ... Steam | 302 | 400,510 | 351 | 452,356 | ... | ... | ... | ... | 14 | 12,474 | 12 | 11,196 | 1 | 696 | 3 | 2,088 | ... | ... | ... | ... | 22 | 41,566 | 2 | 3,821 |
| Total for 1890-91 ... Sailing | 8 | 8,838 | 19 | 11,199 | 578 | 68,780 | 748 | 86,670 | ... | ... | 4 | 1,760 | ... | ... | ... | ... | 19 | 1,295 | 10 | 684 | ... | ... | ... | ... |
| Total for 1889-90 ... Steam | 202 | 361,700 | 274 | 470,257 | ... | ... | ... | ... | 15 | 16,366 | 13 | 15,581 | ... | ... | 1 | 1,204 | ... | ... | ... | ... | 5 | 9,192 | ... | ... |
| Total for 1889-90 ... Sailing | 18 | 25,980 | 24 | 18,456 | 757 | 90,767 | 797 | 90,203 | 1 | 549 | 4 | 1,828 | ... | ... | ... | ... | 19 | 1,551 | 8 | 428 | ... | ... | ... | ... |



## C.—TRADE—*continued.*

(60)—*Statement showing the number, tonnage and nationality of steam and sailing vessels, which entered and cleared with cargoes from and to foreign countries at the ports in the Presidency of Madras in the official year* 1890-91—continued.

| Countries. | Austrian. | | | | Other Nationalities. | | | | Total, Foreign. | | | | Native Craft. | | | | Grand Total for 1890-91. | | | | Grand Total for 1889-90. | | | |
|---|---|---|---|---|---|---|---|---|---|---|---|---|---|---|---|---|---|---|---|---|---|---|---|---|
| | Entered. | | Cleared. | | Entered. | | Cleared. | | Entered. | | Cleared. | | Entered. | | Cleared. | | Entered. | | Cleared. | | Entered. | | Cleared. | |
| | 14 | | 15 | | 16 | | 17 | | 18 | | 19 | | 20 | | 21 | | 22 | | 23 | | 24 | | 25 | |
| | V. | T. | V. | T. | V. | T. | V. | T. | V. | T. | V. | T. | V. | T. | V. | T. | V. | T. | V. | T. | V. | T. | V. | T. |
| United Kingdom ... ... Steam | ... | ... | ... | ... | ... | ... | 1 | 913 | 9 | 16,861 | 1 | 913 | ... | ... | ... | ... | 99 | 207,817 | 120 | 231,022 | 100 | 209,129 | 134 | 254,807 |
| United Kingdom ... ... Sailing | ... | ... | ... | ... | ... | ... | ... | ... | ... | ... | 1 | 2,011 | ... | ... | ... | ... | 1 | 2,067 | 7 | 5,101 | ... | ... | 8 | 11,948 |
| Austria ... ... ... Steam | ... | ... | 1 | 2,011 | ... | ... | ... | ... | ... | ... | ... | ... | ... | ... | ... | ... | ... | ... | 1 | 2,011 | 1 | 855 | ... | ... |
| Austria ... ... ... Sailing | ... | ... | ... | ... | ... | ... | ... | ... | ... | ... | 2 | 1,804 | ... | ... | ... | ... | ... | ... | ... | ... | ... | ... | ... | ... |
| France ... ... ... Steam | ... | ... | ... | ... | ... | ... | 1 | 913 | ... | ... | ... | ... | ... | ... | ... | ... | ... | ... | 29 | 44,853 | 1 | 891 | 25 | 43,349 |
| France ... ... ... Sailing | ... | ... | ... | ... | ... | ... | ... | ... | ... | ... | ... | ... | ... | ... | ... | ... | ... | ... | 2 | 884 | ... | ... | 5 | 3,975 |
| Belgium ... ... ... Steam | ... | ... | ... | ... | ... | ... | ... | ... | 4 | 7,655 | ... | ... | ... | ... | ... | ... | 4 | 7,655 | ... | ... | 4 | 7,795 | 3 | 5,246 |
| Belgium ... ... ... Sailing | ... | ... | ... | ... | ... | ... | ... | ... | ... | ... | ... | ... | ... | ... | ... | ... | ... | ... | ... | ... | ... | ... | ... | ... |
| Holland ... ... ... Steam | ... | ... | ... | ... | ... | ... | ... | ... | ... | ... | ... | ... | ... | ... | ... | ... | ... | ... | ... | ... | ... | ... | ... | ... |
| Holland ... ... ... Sailing | ... | ... | ... | ... | ... | ... | ... | ... | ... | ... | ... | ... | ... | ... | ... | ... | ... | ... | 1 | 1,490 | ... | ... | 2 | 2,646 |
| Italy ... ... ... Steam | ... | ... | ... | ... | ... | ... | ... | ... | ... | ... | ... | ... | ... | ... | ... | ... | 1 | 913 | ... | ... | ... | ... | ... | ... |
| Italy ... ... ... Sailing | ... | ... | ... | ... | ... | ... | ... | ... | ... | ... | ... | ... | ... | ... | ... | ... | ... | ... | ... | ... | ... | ... | ... | ... |
| Cape Colony ... ... Steam | ... | ... | ... | ... | 1 | 913 | ... | ... | 1 | 913 | ... | ... | ... | ... | ... | ... | 1 | 491 | ... | ... | ... | ... | ... | ... |
| Cape Colony ... ... Sailing | ... | ... | ... | ... | ... | ... | ... | ... | ... | ... | ... | ... | ... | ... | ... | ... | ... | ... | ... | ... | ... | ... | ... | ... |
| Africa (East Coast) ... Steam | ... | ... | ... | ... | ... | ... | ... | ... | ... | ... | ... | ... | ... | ... | ... | ... | ... | ... | 1 | 53 | ... | ... | 1 | 54 |
| Africa (East Coast) ... Sailing | ... | ... | ... | ... | ... | ... | ... | ... | ... | ... | 1 | 53 | ... | ... | ... | ... | 1 | 3,039 | 6 | 12,479 | 4 | 9,017 | 8 | 17,827 |
| Mauritius ... ... ... Steam | ... | ... | ... | ... | ... | ... | ... | ... | ... | ... | ... | ... | ... | ... | ... | ... | 1 | 228 | 4 | 1,471 | ... | ... | 3 | 1,117 |
| Mauritius ... ... ... Sailing | ... | ... | ... | ... | ... | ... | ... | ... | ... | ... | 1 | 375 | ... | ... | ... | ... | ... | ... | ... | ... | ... | ... | ... | ... |
| Réunion ... ... ... Steam | ... | ... | ... | ... | ... | ... | ... | ... | ... | ... | ... | ... | ... | ... | ... | ... | ... | ... | 7 | 2,451 | ... | ... | 3 | 1,012 |
| Réunion ... ... ... Sailing | ... | ... | ... | ... | ... | ... | 2 | 616 | ... | ... | 5 | 1,901 | ... | ... | ... | ... | 5 | 5,716 | 2 | 2,066 | 4 | 4,654 | 2 | 1,911 |
| Natal ... ... ... Steam | ... | ... | ... | ... | ... | ... | ... | ... | ... | ... | ... | ... | ... | ... | ... | ... | 1 | 442 | ... | ... | 1 | 442 | 1 | 442 |
| Natal ... ... ... Sailing | ... | ... | ... | ... | ... | ... | ... | ... | ... | ... | ... | ... | ... | ... | ... | ... | ... | ... | ... | ... | ... | ... | ... | ... |
| United States ... ... Steam | ... | ... | ... | ... | ... | ... | ... | ... | ... | ... | ... | ... | ... | ... | ... | ... | 2 | 2,845 | 3 | 3,831 | 3 | 3,787 | 3 | 2,756 |
| United States ... ... Sailing | ... | ... | ... | ... | 1 | 1,343 | 2 | 2,304 | 1 | 1,343 | 2 | 2,304 | ... | ... | ... | ... | ... | ... | ... | ... | ... | ... | ... | ... |
| Arabia ... ... ... Steam | ... | ... | ... | ... | ... | ... | ... | ... | ... | ... | ... | ... | ... | ... | ... | ... | 2 | 117 | 4 | 869 | 8 | 987 | 4 | 487 |
| Arabia ... ... ... Sailing | ... | ... | ... | ... | ... | ... | 1 | 869 | ... | ... | ... | 869 | ... | ... | ... | ... | ... | ... | ... | ... | ... | ... | ... | ... |
| Ceylon ... ... ... Steam | 10 | 9,754 | 8 | 6,882 | ... | ... | ... | ... | 29 | 22,228 | 18 | 15,792 | ... | ... | ... | ... | 133 | 83,037 | 147 | 86,381 | 36 | 87,684 | 64 | 78,641 |
| Ceylon ... ... ... Sailing | ... | ... | ... | ... | 1 | 1,166 | ... | ... | 1 | 1,166 | ... | ... | 541 | 26,640 | 841 | 35,269 | 1,122 | 100,390 | 1,586 | 119,742 | 1,316 | 129,005 | 1,585 | 125,801 |
| Maldives ... ... ... Steam | ... | ... | ... | ... | ... | ... | ... | ... | ... | ... | ... | ... | ... | ... | ... | ... | ... | ... | ... | ... | ... | ... | ... | ... |
| Maldives ... ... ... Sailing | ... | ... | ... | ... | ... | ... | ... | ... | 3 | 157 | 3 | 116 | ... | ... | 2 | 257 | 3 | 157 | 5 | 375 | 4 | 296 | 5 | 206 |
| Mekran ... ... ... Steam | ... | ... | ... | ... | ... | ... | ... | ... | ... | ... | ... | ... | ... | ... | ... | ... | ... | ... | ... | ... | ... | ... | ... | ... |
| Mekran ... ... ... Sailing | ... | ... | ... | ... | ... | ... | ... | ... | 4 | 252 | 1 | 91 | 5 | 270 | 1 | 62 | 9 | 522 | 2 | 153 | 9 | 486 | 4 | 224 |
| Persia ... ... ... Steam | ... | ... | ... | ... | ... | ... | ... | ... | ... | ... | ... | ... | ... | ... | ... | ... | ... | ... | ... | ... | ... | ... | ... | ... |
| Persia ... ... ... Sailing | ... | ... | ... | ... | ... | ... | ... | ... | 5 | 348 | 1 | 71 | ... | ... | ... | ... | 5 | 348 | 1 | 71 | ... | ... | 1 | 72 |
| Straits Settlements ... Steam | ... | ... | ... | ... | ... | ... | ... | ... | 1 | 696 | 3 | 2,088 | ... | ... | ... | ... | 85 | 118,167 | 67 | 89,592 | 73 | 112,183 | 54 | 82,808 |
| Straits Settlements ... Sailing | ... | ... | ... | ... | ... | ... | ... | ... | ... | ... | ... | ... | ... | ... | ... | ... | ... | ... | 2 | 915 | ... | ... | 2 | 704 |
| Australia ... ... ... Steam | ... | ... | ... | ... | ... | ... | ... | ... | ... | ... | ... | ... | ... | ... | ... | ... | 6 | 11,242 | ... | ... | 3 | 5,062 | ... | ... |
| Australia ... ... ... Sailing | ... | ... | ... | ... | ... | ... | ... | ... | ... | ... | ... | ... | ... | ... | ... | ... | ... | ... | ... | ... | 6 | 9,951 | ... | ... |
| Other countries ... ... Steam | ... | ... | ... | ... | ... | ... | ... | ... | 9 | 17,050 | 3 | 5,216 | ... | ... | ... | ... | 16 | 28,327 | 6 | 10,286 | 8 | 12,044 | 9 | 12,658 |
| Other countries ... ... Sailing | ... | ... | ... | ... | ... | ... | ... | ... | 5 | 421 | 1 | 70 | ... | ... | 3 | 328 | 6 | 718 | 9 | 3,721 | 9 | 1,582 | 4 | 1,098 |
| Total for 1890-91 ... Steam | 10 | 9,754 | 9 | 8,893 | 1 | 913 | 2 | 1,826 | 48 | 65,403 | 28 | 27,824 | ... | ... | ... | ... | 350 | 403,913 | 379 | 480,180 | ... | ... | ... | ... |
| Total for 1890-91 ... Sailing | ... | ... | ... | ... | 2 | 2,509 | 5 | 3,408 | 21 | 3,804 | 19 | 5,852 | 546 | 26,910 | 847 | 35,916 | 1,153 | 108,332 | 1,633 | 139,637 | ... | ... | ... | ... |
| Total for 1889-90 ... Steam | 11 | 9,765 | 12 | 10,620 | 1 | 2,291 | 1 | 2,291 | 32 | 37,614 | 27 | 29,696 | ... | ... | ... | ... | ... | ... | ... | ... | 234 | 399,314 | 301 | 499,953 |
| Total for 1889-90 ... Sailing | ... | ... | ... | ... | 1 | 513 | 2 | 1,641 | 21 | 2,613 | 14 | 3,897 | 560 | 27,174 | 794 | 37,340 | ... | ... | ... | ... | 1,356 | 146,534 | 1,629 | 149,896 |

(61)—*Statement showing the number, tonnage and nationality of steam and sailing vessels, which entered and cleared in ballast from and to foreign countries at ports in the Presidency of Madras in the official year* 1890-91, *compared with the totals of the year* 1889-90.

| | | British. | | | | British Indian. | | | | French. | | | | Dutch. | | | | Other Nationalities. | | | |
|---|---|---|---|---|---|---|---|---|---|---|---|---|---|---|---|---|---|---|---|---|---|
| | | Entered. | | Cleared. | | Entered. | | Cleared. | | Entered. | | Cleared. | | Entered. | | Cleared. | | Entered. | | Cleared. | |
| 1 | | 2 | | 3 | | 4 | | 5 | | 6 | | 7 | | 8 | | 9 | | 10 | | 11 | |
| | | V. | T. | V. | T. | V. | T. | V. | T. | V. | T. | V. | T. | V. | T. | V. | T. | V. | T. | V. | T. |
| United Kingdom | Steam | 2 | 2,214 | 1 | 859 | ... | ... | ... | ... | ... | ... | ... | ... | ... | ... | ... | ... | ... | ... | ... | ... |
| | Sailing | ... | ... | ... | ... | ... | ... | ... | ... | ... | ... | ... | ... | ... | ... | ... | ... | ... | ... | ... | ... |
| France | Steam | ... | ... | ... | ... | ... | ... | ... | ... | ... | ... | ... | ... | ... | ... | ... | ... | ... | ... | ... | ... |
| | Sailing | ... | ... | ... | ... | ... | ... | ... | ... | ... | ... | ... | ... | ... | ... | ... | ... | ... | ... | ... | ... |
| Africa (East Coast) | Steam | 2 | 3,202 | ... | ... | ... | ... | ... | ... | 2 | 3,203 | ... | ... | ... | ... | ... | ... | ... | ... | ... | ... |
| | Sailing | ... | ... | ... | ... | ... | ... | ... | ... | ... | ... | ... | ... | ... | ... | ... | ... | ... | ... | ... | ... |
| Egypt | Steam | ... | ... | ... | ... | ... | ... | ... | ... | ... | ... | ... | ... | ... | ... | ... | ... | ... | ... | ... | ... |
| | Sailing | ... | ... | ... | ... | ... | ... | ... | ... | ... | ... | ... | ... | ... | ... | ... | ... | ... | ... | ... | ... |
| Cape Colony | Steam | 1 | 1,534 | ... | ... | ... | ... | ... | ... | 1 | 1,534 | ... | ... | ... | ... | ... | ... | 3 | 4,074 | ... | ... |
| | Sailing | 1 | 1,694 | 1 | 1,370 | ... | ... | ... | ... | 1 | 1,694 | 1 | 1,370 | ... | ... | ... | ... | ... | ... | ... | ... |
| Natal | Steam | 7 | 10,137 | ... | ... | ... | ... | ... | ... | 7 | 10,137 | ... | ... | ... | ... | ... | ... | 10 | 14,006 | ... | ... |
| | Sailing | 1 | 442 | ... | ... | ... | ... | ... | ... | 2 | 742 | ... | ... | ... | ... | ... | ... | ... | ... | ... | ... |
| Mauritius | Steam | 1 | 2,554 | 1 | 2,140 | ... | ... | ... | ... | 1 | 2,554 | 1 | 2,140 | ... | ... | ... | ... | 1 | 300 | ... | ... |
| | Sailing | 3 | 1,109 | ... | ... | ... | ... | ... | ... | 4 | 1,325 | ... | ... | 2 | 554 | ... | ... | 1 | 216 | 1 | 878 |
| Réunion | Steam | ... | ... | ... | ... | ... | ... | ... | ... | ... | ... | ... | ... | ... | ... | ... | ... | ... | ... | ... | ... |
| | Sailing | 1 | 264 | ... | ... | ... | ... | ... | ... | 3 | 1,385 | ... | ... | ... | ... | ... | ... | 2 | 1,011 | ... | ... |
| Central and South America | Steam | ... | ... | ... | ... | ... | ... | ... | ... | ... | ... | ... | ... | ... | ... | ... | ... | ... | ... | ... | ... |
| | Sailing | ... | ... | ... | ... | ... | ... | ... | ... | ... | ... | ... | ... | ... | ... | ... | ... | ... | ... | ... | ... |
| Arabia | Steam | ... | ... | ... | ... | ... | ... | ... | ... | ... | ... | ... | ... | ... | ... | ... | ... | ... | ... | ... | ... |
| | Sailing | ... | ... | ... | ... | ... | ... | ... | ... | ... | ... | ... | ... | ... | ... | ... | ... | 2 | 76 | ... | ... |
| Ceylon | Steam | 173 | 78,225 | 159 | 63,475 | 1 | 1,471 | ... | ... | 1 | 1,395 | ... | ... | ... | ... | ... | ... | ... | ... | ... | ... |
| | Sailing | ... | ... | ... | ... | 421 | 78,185 | 238 | 51,713 | ... | ... | ... | ... | ... | ... | ... | ... | ... | ... | ... | ... |
| Java | Steam | ... | ... | ... | ... | ... | ... | ... | ... | ... | ... | ... | ... | ... | ... | ... | ... | ... | ... | ... | ... |
| | Sailing | ... | ... | ... | ... | ... | ... | ... | ... | ... | ... | ... | ... | ... | ... | ... | ... | ... | ... | ... | ... |
| Maldives | Steam | ... | ... | ... | ... | ... | ... | ... | ... | ... | ... | ... | ... | ... | ... | ... | ... | ... | ... | ... | ... |
| | Sailing | ... | ... | ... | ... | ... | ... | ... | ... | ... | ... | ... | ... | ... | ... | ... | ... | ... | ... | ... | ... |
| Straits Settlements | Steam | 2 | 1,552 | 2 | 2,653 | ... | ... | ... | ... | ... | ... | ... | ... | ... | ... | ... | ... | ... | ... | ... | ... |
| | Sailing | ... | ... | ... | ... | ... | ... | ... | ... | ... | ... | ... | ... | ... | ... | ... | ... | ... | ... | ... | ... |
| Australia | Steam | ... | ... | ... | ... | ... | ... | ... | ... | ... | ... | ... | ... | ... | ... | ... | ... | ... | ... | ... | ... |
| | Sailing | ... | ... | ... | ... | ... | ... | ... | ... | ... | ... | ... | ... | ... | ... | ... | ... | ... | ... | ... | ... |
| Other countries | Steam | 1 | 999 | ... | ... | ... | ... | ... | ... | ... | ... | ... | ... | 1 | 696 | ... | ... | ... | ... | ... | ... |
| | Sailing | ... | ... | ... | ... | ... | ... | ... | ... | ... | ... | ... | ... | ... | ... | ... | ... | ... | ... | ... | ... |
| Total for 1890-91 | Steam | 189 | 100,417 | 163 | 69,120 | 1 | 1,471 | ... | ... | 1 | 1,395 | ... | ... | 1 | 696 | ... | ... | ... | ... | ... | ... |
| | Sailing | 6 | 3,509 | 1 | 1,370 | 421 | 78,185 | 238 | 51,713 | 3 | 1,385 | ... | ... | ... | ... | ... | ... | 4 | 592 | ... | ... |
| Total for 1889-90 | Steam | 60 | 60,600 | 26 | 11,045 | ... | ... | ... | ... | 1 | 2,937 | ... | ... | ... | ... | ... | ... | ... | ... | ... | ... |
| | Sailing | 1 | 286 | ... | ... | 322 | 63,268 | 264 | 56,885 | 3 | 1,279 | ... | ... | ... | ... | ... | ... | 3 | 246 | ... | ... |



(61)—*Statement showing the number, tonnage and nationality of steam and sailing vessels, which entered and cleared in ballast from and to foreign countries at ports in the Presidency of Madras in the official year* 1890-91, *compared with the totals of the year* 1889-90—continued.

| | | Total Foreign. | | | | Native Craft. | | | | Grand Total for 1890-91. | | | | Grand Total for 1889-90. | | | |
|---|---|---|---|---|---|---|---|---|---|---|---|---|---|---|---|---|---|
| | | Entered. | | Cleared. | | Entered. | | Cleared. | | Entered. | | Cleared. | | Entered. | | Cleared. | |
| | | 12 | | 13 | | 14 | | 15 | | 16 | | 17 | | 18 | | 19 | |
| | | V. | T. | V. | T. | V. | T. | V. | T. | V. | T. | V. | T. | V. | T. | V. | T. |
| United Kingdom | Steam | ... | ... | ... | ... | ... | ... | ... | ... | 2 | 2,214 | 1 | 859 | 2 | 2,780 | ... | ... |
| | Sailing | ... | ... | ... | ... | ... | ... | ... | ... | ... | ... | ... | ... | ... | ... | ... | ... |
| France | Steam | ... | ... | ... | ... | ... | ... | ... | ... | ... | ... | ... | ... | ... | ... | ... | ... |
| | Sailing | ... | ... | ... | ... | ... | ... | ... | ... | ... | ... | ... | ... | ... | ... | ... | ... |
| Africa (East Coast) | Steam | ... | ... | ... | ... | ... | ... | ... | ... | 2 | 3,203 | ... | ... | ... | ... | ... | ... |
| | Sailing | ... | ... | ... | ... | ... | ... | ... | ... | ... | ... | ... | ... | ... | ... | ... | ... |
| Egypt | Steam | ... | ... | ... | ... | ... | ... | ... | ... | ... | ... | ... | ... | ... | ... | ... | ... |
| | Sailing | ... | ... | ... | ... | ... | ... | ... | ... | ... | ... | ... | ... | ... | ... | ... | ... |
| Cape Colony | Steam | ... | ... | ... | ... | ... | ... | ... | ... | 1 | 1,534 | ... | ... | 3 | 4,074 | ... | ... |
| | Sailing | ... | ... | ... | ... | ... | ... | ... | ... | 1 | 1,694 | 1 | 1,370 | ... | ... | ... | ... |
| Natal | Steam | 1 | 300 | ... | ... | ... | ... | ... | ... | 7 | 10,137 | ... | ... | 10 | 14,006 | ... | ... |
| | Sailing | ... | ... | ... | ... | ... | ... | ... | ... | 2 | 742 | ... | ... | ... | ... | ... | ... |
| Mauritius | Steam | 1 | 216 | ... | ... | ... | ... | ... | ... | 1 | 2,554 | 1 | 2,140 | ... | ... | ... | ... |
| | Sailing | ... | ... | ... | ... | ... | ... | ... | ... | 4 | 1,325 | ... | ... | 2 | 554 | 1 | 878 |
| Réunion | Steam | ... | ... | ... | ... | ... | ... | ... | ... | ... | ... | ... | ... | ... | ... | ... | ... |
| | Sailing | 3 | 1,383 | ... | ... | ... | ... | ... | ... | 4 | 1,649 | ... | ... | 2 | 1,011 | ... | ... |
| Central and South America | Steam | ... | ... | ... | ... | ... | ... | ... | ... | ... | ... | ... | ... | ... | ... | ... | ... |
| | Sailing | ... | ... | ... | ... | ... | ... | ... | ... | ... | ... | ... | ... | ... | ... | ... | ... |
| Arabia | Steam | ... | ... | ... | ... | ... | ... | ... | ... | ... | ... | ... | ... | ... | ... | ... | ... |
| | Sailing | 2 | 76 | ... | ... | ... | ... | ... | ... | 2 | 76 | ... | ... | 3 | 246 | ... | ... |
| Ceylon | Steam | 1 | 1,395 | ... | ... | ... | ... | ... | ... | 175 | 81,091 | 159 | 63,475 | 43 | 36,929 | 25 | 10,167 |
| | Sailing | ... | ... | ... | ... | 694 | 17,113 | 526 | 11,413 | 1,115 | 95,298 | 764 | 63,126 | 895 | 78,039 | 801 | 68,420 |
| Java | Steam | ... | ... | ... | ... | ... | ... | ... | ... | ... | ... | ... | ... | ... | ... | ... | ... |
| | Sailing | ... | ... | ... | ... | ... | ... | ... | ... | ... | ... | ... | ... | ... | ... | ... | ... |
| Maldives | Steam | ... | ... | ... | ... | ... | ... | ... | ... | ... | ... | ... | ... | ... | ... | ... | ... |
| | Sailing | ... | ... | ... | ... | ... | ... | ... | ... | ... | ... | ... | ... | ... | ... | ... | ... |
| Straits Settlements | Steam | ... | ... | ... | ... | ... | ... | ... | ... | 2 | 1,552 | 2 | 2,653 | 1 | 128 | ... | ... |
| | Sailing | ... | ... | ... | ... | ... | ... | ... | ... | ... | ... | ... | ... | ... | 485 | ... | ... |
| Australia | Steam | ... | ... | ... | ... | ... | ... | ... | ... | ... | ... | ... | ... | ... | ... | ... | ... |
| | Sailing | ... | ... | ... | ... | ... | ... | ... | ... | ... | ... | ... | ... | ... | ... | ... | ... |
| Other Countries | Steam | 1 | 696 | ... | ... | ... | ... | ... | ... | 2 | 1,695 | ... | ... | 2 | 4,363 | ... | ... |
| | Sailing | ... | ... | ... | ... | ... | ... | ... | ... | ... | ... | ... | ... | ... | ... | ... | ... |
| Total for 1890-91 | Steam | 2 | 2,091 | ... | ... | ... | ... | ... | ... | 192 | 103,979 | 163 | 69,129 | ... | ... | ... | ... |
| | Sailing | 7 | 1,977 | ... | ... | 694 | 17,113 | 526 | 11,413 | 1,128 | 100,784 | 765 | 64,496 | ... | ... | ... | ... |
| Total for 1889-90 | Steam | 1 | 2,037 | ... | ... | ... | ... | ... | ... | ... | ... | ... | ... | 61 | 63,537 | 26 | 11,045 |
| | Sailing | 6 | 1,525 | ... | ... | 574 | 14,899 | 537 | 11,535 | ... | ... | ... | ... | 903 | 79,978 | 801 | 68,420 |

## C.—TRADE—*continued.*

(62)—*Statement showing the number, tonnage and nationality of steam and sailing vessels employed in the interportal trade, which entered and cleared with cargoes and in ballast in the Presidency of Madras in the official year* 1890-91, *compared with the totals of the year* 1889-90.

| Ports. | British. | | | | British Indian. | | | | Foreign. | | | | Total for 1890-91. | | | | Total for 1889-90. | | | |
|---|---|---|---|---|---|---|---|---|---|---|---|---|---|---|---|---|---|---|---|---|
| | Entered. | | Cleared. | | Entered. | | Cleared. | | Entered. | | Cleared. | | Entered. | | Cleared. | | Entered. | | Cleared. | |
| | 2 | | 3 | | 4 | | 5 | | 6 | | 7 | | 10 | | 11 | | 12 | | 13 | |
| | V. | T. | V. | T. | V. | T. | V. | T. | V. | T. | V. | T. | V. | T. | V. | T. | V. | T. | V. | T. |
| With cargoes from or to— | | | | | | | | | | | | | | | | | | | | |
| Bengal ... ... ... | 220 | 370,305 | 221 | 375,015 | 12 | 2,226 | 24 | 4,974 | 27 | 26,144 | 40 | 62,329 | 291 | 411,841 | 301 | 434,293 | 243 | 345,924 | 256 | 370,604 |
| Bombay ... ... ... | 83 | 123,035 | 150 | 237,189 | 88 | 74,632 | 93 | 77,041 | 41 | 3,185 | 10 | 785 | 294,850 | | 3,149 | 408,937 | 2,207 | 280,260 | 3,245 | 335,887 |
| Sciud ... ... ... | ... | ... | ... | ... | ... | ... | ... | ... | 1 | 72 | 4 | 401 | 4,011 | | 109 | 8,918 | 32 | 2,115 | 139 | 11,065 |
| British Burma ... ... | 102 | 127,360 | 100 | 217,583 | 85 | 17,301 | 16 | 3,824 | 3 | 2,869 | ... | ... | 152,210 | | 184 | 223,203 | 126 | 120,611 | 103 | 223,446 |
| British Ports in other Presidencies, Total ... ... | 405 | 630,410 | 531 | 829,762 | 183 | 94,069 | 133 | 85,839 | 72 | 32,290 | 60 | 53,515 | 823,012 | | 3,743 | 1,075,321 | 2,603 | 748,910 | 3,808 | 1,010,082 |
| British Ports within the Presidency ... | 2,804 | 4,110,151 | 2,401 | 3,637,038 | 500 | 177,220 | 423 | 168,271 | 126 | 9,245 | 140 | 13,056 | 4,547,034 | | 10,709 | 4,041,443 | 10,763 | 4,096,693 | 10,155 | 3,859,555 |
| Indian Ports not British ... | 105 | 150,180 | 125 | 194,366 | 39 | 10,283 | 20 | 4,000 | 218 | 9,821 | 291 | 7,822 | 180,975 | | 1,327 | 243,790 | 650 | 173,004 | 2,105 | 231,117 |
| Total for 1890-91 ... | 3,314 | 4,890,739 | 3,147 | 4,651,166 | 724 | 281,611 | 576 | 258,110 | 416 | 51,356 | 491 | 74,393 | 5,580,854 | | 15,779 | 5,360,554 | 14,081 | 5,019,607 | 16,068 | 4,880,754 |
| Total for 1889-90 ... | 2,753 | 4,337,287 | 2,540 | 4,177,273 | 702 | 283,277 | 581 | 261,023 | 392 | 46,009 | 503 | 69,394 | ... | | ... | ... | ... | ... | ... | ... |
| In ballast from or to— | | | | | | | | | | | | | | | | | | | | |
| Bengal ... ... ... | 5 | 9,164 | 25 | 39,825 | ... | ... | 6 | 1,178 | ... | ... | 4 | 6,383 | 10,190 | | 74 | 51,979 | 23 | 4,975 | 91 | 63,717 |
| Bombay ... ... ... | 11 | 17,643 | 1 | 197 | 2 | 23 | ... | ... | 5 | 273 | 5 | 213 | 40,522 | | 465 | 8,007 | 340 | 54,079 | 340 | 7,610 |
| Sciud ... ... ... | ... | ... | ... | ... | ... | ... | 15 | 8,603 | ... | ... | ... | 1,257 | 98 | | ... | 501 | 9 | 501 | ... | 22,216 |
| British Burma ... ... | ... | ... | 14 | 22,535 | 3 | 765 | 43 | ... | ... | ... | 4 | 3,320 | 901 | | 67 | 35,441 | 3 | 824 | 44 | |
| British Ports in other Presidencies, Total ... ... | 16 | 26,827 | 40 | 62,557 | 5 | 808 | 49 | 9,681 | 5 | 273 | 13 | 9,918 | 51,671 | | 606 | 95,427 | 1,430 | 60,379 | 484 | 63,543 |
| British Ports within the Presidency ... | 73 | 80,559 | 181 | 264,876 | 283 | 59,103 | 344 | 69,250 | 33 | 874 | 42 | 1,931 | 351,770 | | 5,678 | 453,119 | 5,056 | 202,837 | 5,218 | 315,320 |
| Indian Ports not British ... | 1 | 13 | ... | 11,280 | 21 | 1,723 | 8 | 905 | 87 | 2,074 | 17 | 354 | 25,930 | | 113 | 17,109 | 1,395 | 44,304 | 144 | 13,082 |
| Total for 1890-91 ... | 90 | 107,399 | 232 | 338,713 | 309 | 61,701 | 401 | 79,936 | 124 | 3,221 | 72 | 12,203 | 329,371 | | 6,397 | 565,715 | ... | ... | ... | ... |
| Total for 1889-90 ... | 57 | 89,178 | 144 | 240,142 | 144 | 23,930 | 264 | 47,924 | 217 | 7,765 | 66 | 7,856 | ... | | ... | ... | 7,881 | 307,520 | 5,346 | 421,945 |



347

## D.—PUBLIC WORKS.

(63)—I. *Statement showing the expenditure of money in the Public Works Department during the year* 1890-91.

| Class of works. | Total expenditure, excluding establishment. | | | | | Establishment. |
|---|---|---|---|---|---|---|
| | Capital spent on works yielding income. | Maintenance of works yielding income. | Capital spent on works not yielding income. | Maintenance of works not yielding income. | Total. | |
| | Rs. | Rs. | Rs. | Rs. | Rs. | Rs. |
| **IMPERIAL ORDINARY.** | | | | | | |
| **Military Works.** | | | | | | |
| New buildings including subsidiary, auxiliary and hospital accommodation— | | | | | | |
| On the plains ... ... ... ... ... ... ... ... | ... | ... | 11,347 | ... | 11,347 | ... |
| On the hills ... ... ... ... ... ... ... ... | ... | ... | 108 | ... | 108 | ... |
| Old buildings including subsidiary, auxiliary and hospital accommodation— | | | | | | |
| On the plains ... ... ... ... ... ... ... ... | ... | 388 | 7,623 | 21,700 | 29,711 | ... |
| On the hills ... ... ... ... ... ... ... ... | 4 | ... | ... | 808 | 812 | ... |
| Improvements to existing buildings— | | | | | | |
| On the plains ... ... ... ... ... ... ... ... | 230 | ... | 1,061 | 46 | 1,337 | ... |
| Buildings for Officers— | | | | | | |
| On the hills ... ... ... ... ... ... ... ... | ... | ... | ... | 38 | 38 | ... |
| On the plains ... ... ... ... ... ... ... ... | ... | ... | 656 | ... | 656 | ... |
| Native— | | | | | | |
| Buildings for Artillery ... ... ... ... ... ... | ... | ... | ... | 178 | 178 | ... |
| Do. for Infantry ... ... ... ... ... ... | ... | ... | 1,342 | 2,263 | 3,605 | ... |
| Ordnance buildings ... ... ... ... ... ... | ... | ... | 2,049 | ... | 2,049 | ... |
| Commissariat buildings ... ... ... ... ... ... | ... | ... | 15,115 | 1,801 | 16,916 | ... |
| Staff and miscellaneous ... ... ... ... ... ... | ... | ... | ... | 1,589 | 1,589 | ... |
| Studs ... ... ... ... ... ... ... ... | ... | ... | 50 | 873 | 923 | ... |
| Roads to hill stations or lines of military communications ... | ... | ... | ... | 3,393 | 3,393 | ... |
| Fortifications ... ... ... ... ... ... ... ... | ... | ... | ... | 5,549 | 5,549 | ... |
| Rents of buildings or compensation for quarters ... ... | ... | ... | ... | 9,598 | 9,598 | ... |
| General cantonment works ... ... ... ... ... ... | ... | ... | 1,431 | 2,896 | 4,327 | ... |
| Total, Military Works ... | 234 | 388 | 40,782 | 50,731 | 92,135 | 21,089 |
| **IMPERIAL.** | | | | | | |
| **Civil Works.** | | | | | | |
| Salt ... ... ... ... ... ... ... ... ... ... | ... | ... | ... | 2,409 | 2,409 | ... |
| Post offices ... ... ... ... ... ... ... ... ... | ... | ... | 4,325 | 7,971 | 12,296 | ... |
| Telegraph ... ... ... ... ... ... ... ... ... | ... | ... | 2,223 | 3,678 | 5,901 | ... |
| Total, Civil Works ... | ... | ... | 6,548 | 14,058 | 20,606 | 4,739 |
| Grand Total, Imperial Ordinary ... | 234 | 388 | 47,330 | 64,789 | 1,12,741 | 25,828 |
| **PROVINCIAL.** | | | | | | |
| **Civil Works.** | | | | | | |
| *Civil Buildings.* | | | | | | |
| Land revenue ... ... ... ... ... ... ... ... | ... | 150 | 3,54,997 | 21,998 | 3,77,145 | ... |
| Excise and customs ... ... ... ... ... ... ... | ... | ... | 17,044 | 6,833 | 23,877 | ... |
| Residence for Local Government ... ... ... ... ... | ... | ... | 15,906 | 33,526 | 49,432 | ... |
| Secretariat Offices ... ... ... ... ... ... ... | ... | 505 | 1,183 | 4,876 | 6,564 | ... |
| Currency ... ... ... ... ... ... ... ... ... | ... | ... | 3,097 | 192 | 3,289 | ... |
| Board of Revenue ... ... ... ... ... ... ... | ... | ... | 4,989 | 1,713 | 6,702 | ... |
| Political Agencies ... ... ... ... ... ... ... | ... | 344 | ... | ... | 344 | ... |
| Stamp and Stationery ... ... ... ... ... ... ... | ... | ... | 1,773 | 563 | 2,336 | ... |
| Museum ... ... ... ... ... ... ... ... ... | ... | 692 | 2,870 | 4,440 | 8,002 | ... |
| Monuments and antiquities ... ... ... ... ... ... | ... | ... | 3,006 | 222 | 3,228 | ... |
| Law and Justice ... ... ... ... ... ... ... | ... | ... | 3,74,088 | 9,580 | 3,83,668 | ... |
| Churches ... ... ... ... ... ... ... ... | ... | ... | 12,177 | 10,668 | 22,845 | ... |
| Burial grounds ... ... ... ... ... ... ... ... | ... | ... | 7,396 | 3,057 | 10,453 | ... |
| Jails ... ... ... ... ... ... ... ... ... | 36 | 171 | 84,041 | 26,954 | 1,11,202 | ... |
| Police ... ... ... ... ... ... ... ... ... | 421 | 330 | 75,238 | 11,911 | 87,900 | ... |
| Educational ... ... ... ... ... ... ... ... | ... | 336 | 1,13,686 | 10,290 | 1,24,312 | ... |
| Medical ... ... ... ... ... ... ... ... ... | 2,364 | 332 | 83,508 | 25,158 | 1,11,362 | ... |
| Public Works buildings ... ... ... ... ... ... | 656 | 6,833 | 23,842 | 13,362 | 44,693 | ... |
| Registration ... ... ... ... ... ... ... ... | ... | ... | 49,250 | 810 | 50,060 | ... |
| Miscellaneous ... ... ... ... ... ... ... ... | 1,467 | 5,451 | 45,534 | 20,613 | 73,065 | ... |
| Printing ... ... ... ... ... ... ... ... ... | ... | ... | 1,640 | 1,219 | 2,859 | ... |
| Marine ... ... ... ... ... ... ... ... ... | ... | ... | ... | ... | ... | ... |
| Forest ... ... ... ... ... ... ... ... ... | ... | ... | 1,219 | ... | 1,219 | ... |
| *Communications.* | | | | | | |
| Metalled and bridged roads ... ... ... ... ... ... | ... | ... | 3,18,424 | 1,30,954 | 4,49,378 | ... |
| *Miscellaneous Public Improvements.* | | | | | | |
| Town Buildings ... ... ... ... ... ... ... ... | ... | ... | 1,219 | 9,284 | 10,503 | ... |
| Pavings and streets ... ... ... ... ... ... ... | ... | ... | ... | 144 | 144 | ... |
| Water-supply ... ... ... ... ... ... ... ... | ... | ... | 11,793 | 378 | 12,171 | ... |
| Sewage and drainage ... ... ... ... ... ... ... | ... | ... | 137 | 973 | 1,110 | ... |
| Harbours ... ... ... ... ... ... ... ... ... | ... | ... | 19,162 | 2,762 | 21,924 | ... |
| Miscellaneous ... ... ... ... ... ... ... ... | ... | ... | 10,437 | 484 | 10,921 | ... |
| Total, Provincial, Civil Works ... | 4,944 | 15,141 | 16,35,664 | 3,51,294 | 20,07,146 | 4,36,231 |

# D.—PUBLIC WORKS—*continued.*

## (63)—I. *Statement showing the expenditure of money in the Public Works Department during the year* 1890-91—continued.

| Class of works. | Total expenditure, excluding establishment. | | | | Establishment. |
|---|---|---|---|---|---|
| | Capital spent on works yielding income. | Maintenance of works yielding income. | Capital spent on works not yielding income. | Maintenance of works not yielding income. | Total. | |
| | Rs. | Rs. | Rs. | Rs. | Rs. | Rs. |
| INCORPORATED AND EXCLUDED LOCAL FUNDS. | | | | | | |
| INCORPORATED LOCAL FUNDS. | | | | | | |
| *Civil Buildings* ... ... ... | ... | ... | 6,737 | ... | 6,737 | ... |
| *Communications.* | | | | | | |
| Metalled and bridged roads ... ... ... | ... | ... | 13,022 | 2,189 | 15,211 | ... |
| Navigable canals ... ... ... ... | ... | ... | 2,464 | 2,691 | 5,155 | ... |
| District roads ... ... ... ... | ... | ... | ... | 20,646 | 20,646 | ... |
| Boats, Bridges and ferries ... ... ... | ... | ... | 1,987 | ... | 1,987 | ... |
| *Miscellaneous Public Improvements.* | | | | | | |
| Sewage and drainage ... ... ... ... | ... | ... | 614 | ... | 614 | ... |
| Total, Incorporated Local Funds ... | ... | ... | 24,824 | 54,526 | 29,350 | 23,479 |
| EXCLUDED LOCAL FUNDS. | | | | | | |
| *Civil Buildings.* | | | | | | |
| University fee fund— | | | | | | |
| Educational ... ... ... ... | ... | ... | 74 | 1,399 | 1,473 | ... |
| Miscellaneous ... ... ... ... | ... | 234 | ... | ... | 234 | ... |
| Port fund— | | | | | | |
| Miscellaneous ... ... ... ... | ... | 263 | 76 | 1 | 340 | ... |
| *Miscellaneous Public Improvements.* | | | | | | |
| Lighting ... ... ... ... ... | ... | ... | 8,667 | 2,708 | 11,375 | ... |
| Sewage and drainage ... ... ... ... | ... | ... | 20 | 1,305 | 1,325 | ... |
| Total, Excluded Local Funds ... | ... | 497 | 8,837 | 5,413 | 14,747 | 8,389 |
| Total, Incorporated and Excluded Local Funds ... | ... | 497 | 33,661 | 39,939 | 74,097 | 31,868 |
| *Abstract.* | | | | | | |
| Military Works ... ... ... ... | 234 | 338 | 40,782 | 50,731 | 92,155 | 21,089 |
| Civil Works ... ... ... ... | ... | ... | 6,543 | 14,056 | 20,606 | 4,789 |
| Imperial Buildings and Roads ... | 4,944 | 15,144 | 16,35,664 | 3,51,394 | 20,07,146 | 4,84,253 |
| Provincial do. ... ... ... | ... | 437 | 33,661 | 39,939 | 74,097 | 31,868 |
| Local, Incorporated and Excluded Buildings and Roads ... ... | ... | ... | ... | ... | ... | ... |
| Total, Buildings and Roads ... | 5,178 | 16,029 | 17,16,655 | 4,56,122 | 21,93,984 | 4,93,927 |



# D.—PUBLIC WORKS—*continued.*

## ADMINISTRATIVE ACCOUNTS FOR THE YEAR 1890-91.

(64)—*General abstract of financial results showing the estimated cost of construction of Irrigation and Navigation Works, the capital outlay thereon, the revenue derived therefrom, the working expenses, and the interest on the debt incurred in respect of those works for and up to end of* 1890-91.

### IRRIGATION AND NAVIGATION WORKS.

| Works. | Estimated cost of construction. | Capital outlay. Direct. During 1890-91. | Capital outlay. Direct. To end of 1890-91. | Capital outlay. Indirect. During 1890-91. | Capital outlay. Indirect. To end of 1890-91. | Receipts during 1890-91. Direct revenue. | Receipts during 1890-91. Indirect revenue. | Receipts during 1890-91. Total. | Working expenses during 1890-91 inclusive of indirect charges. | Net result excluding interest (difference between revenue and working expenses). Excess revenue (surplus). | Net result excluding interest (difference between revenue and working expenses). Excess expenditure (deficit). | Net result excluding interest (difference between revenue and working expenses). Rate per cent. Of excess revenue. | Net result excluding interest (difference between revenue and working expenses). Rate per cent. Of excess expenditure. | Interest charges during 1890-91. | Net result including interest. Excess revenue (surplus). | Net result including interest. Excess expenditure (surplus). | Net result including interest. Rate per cent. Of excess revenue. | Net result including interest. Rate per cent. Of excess expenditure. |
|---|---|---|---|---|---|---|---|---|---|---|---|---|---|---|---|---|---|---|
| MAJOR WORKS (PRODUCTIVE PUBLIC WORKS). | Rs. | Rs. | Rs. | Rs. | Rs. | Rs. | Rs. | Rs. | Rs. | Rs. | Rs. | | | Rs. | Rs. | Rs. | | |
| Godávari delta system ... ... | 130,24,196 | 9,759 | 108,42,821 | 3,029 | 18,89,212 | 20,15,622 | 1,53,768 | 21,69,390 | 5,95,197 | 15,74,193 | ... | 12·36 | ... | 4,33,518 | 11,40,675 | ... | 8·96 | ... |
| Kistna do. ... ... | 149,00,944 | 4,70,979 | 93,08,737 | 42,695 | 7,01,779 | 15,53,164 | 1,71,922 | 17,25,086 | 4,08,453 | 13,16,633 | ... | 13·15 | ... | 3,62,930 | 9,53,703 | ... | 9·53 | ... |
| Cauvery do. ... ... | 18,29,692 | ... | 16,56,061 | ... | 1,23,392 | 5,77,426 | 1,34,379 | 7,11,805 | 50,265 | 6,61,540 | ... | 37·18 | ... | 66,242 | 5,95,298 | ... | 33·45 | ... |
| Pennár anicut system ... ... | 18,94,834 | 8,587 | 16,32,250 | —131 | 2,43,147 | 1,17,346 | 17,908 | 1,35,254 | 28,847 | 1,06,407 | ... | 5·67 | ... | 65,118 | 41,289 | ... | 2·20 | ... |
| Srivaikuntham anicut system ... | 14,76,806 | ... | 13,51,027 | ... | 1,00,514 | 52,878 | 1,678 | 54,556 | 28,033 | 26,523 | ... | 1·83 | ... | 54,041 | ... | 27,518 | ... | 1·89 |
| Sungum anicut system ... ... | 38,25,000 | 18,996 | 29,79,877 | 113 | 6,60,138 | 1,21,678 | 9,058 | 1,30,736 | 54,540 | 76,196 | ... | 2·09 | ... | 1,18,815 | ... | 42,619 | ... | 1·17 |
| Kurnool canal ... ... ... ... | ... | — 373 | 216,41,306 | ... | ... | 90,956 | 27,362 | 1,18,318 | 1,55,997 | ... | 37,679 | ... | ·17 | 8,65,660 | ... | 9,03,339 | ... | 4·17 |
| Barur tank ... ... ... ... | 4,25,300 | 11,765 | 3,90,231 | 1,008 | 21,097 | 5,121 | 6 | 5,127 | 4,541 | 580 | ... | ·14 | ... | 15,374 | ... | 14,788 | ... | 3·59 |
| Periyar project ... ... ... ... | 56,39,913 | 10,60,170 | 26,66,102 | 31,752 | 65,576 | ... | ... | ... | ... | ... | ... | ... | ... | 85,441 | ... | 85,441 | ... | 3·13 |
| Total ... | 430,16,685 | 15,79,883 | 524,68,412 | 78,466 | 38,04,855 | 45,34,191 | 5,16,081 | 50,50,272 | 13,25,873 | 37,62,078 | 37,679 | ... | ... | 20,67,139 | 27,30,065 | 10,73,705 | ... | ... |
| MINOR WORKS AND NAVIGATION. | | | | | | | | | | | | | | | | | | |
| *Provincial.* | | | | | | | | | | | | | | | | | | |
| Chembrambakam tank ... ... | 7,36,938 | ... | 6,24,425 | ... | 1,12,164 | 4,201 | 750 | 4,951 | 5,255 | ... | 304 | ... | ·04 | ... | ... | ... | ... | ... |
| Pálár anicut system ... ... | 20,08,328 | 43,114 | 18,34,120 | 1,123 | 93,749 | 1,18,126 | 14,434 | 1,32,560 | 1,00,718 | 31,842 | ... | 1·65 | ... | ... | ... | ... | ... | ... |
| Pelandorai anicut system ... | 4,59,446 | 5,026 | 4,08,982 | 131 | 41,478 | 16,376 | 160 | 16,536 | 13,575 | 2,961 | ... | ·66 | ... | ... | ... | ... | ... | ... |
| Buckingham canal ... ... ... | 92,91,954 | 2,12,177 | 72,37,170 | 5,458 | 4,51,917 | 88,024 | ... | 88,024 | 1,17,708 | ... | 29,684 | ... | ·39 | ... | ... | ... | ... | ... |
| Madras water-supply and irrigation extension project ... ... | 18,25,615 | ... | 15,15,827 | ... | 2,38,218 | 21,596 | 442 | 22,038 | 4,994 | 17,044 | ... | ·97 | ... | ... | ... | ... | ... | ... |
| Ganjam-Gopalpur canal ... ... | 4,51,145 | — 2,303 | 1,37,201 | ... 2 | 5,299 | ... | ... | ... | 108 | ... | 108 | ... | 16·50 | ... | ... | ... | ... | ... |
| Chilka Lake canal ... ... ... | 30,000 | 2,506 | 30,240 | 63 | 787 | ... | ... | ... | 5,120 | ... | 5,120 | ... | ·07 | ... | ... | ... | ... | ... |
| Vedarniem canal ... ... ... | ... | ... | ... | ... | ... | 1,206 | ... | 1,206 | — 11,275 | ... | — 12,451 | ... | ... | ... | ... | ... | ... | ... |
| Coleroon Lower anicut* ... ... | 34,841 | ... | 33,952 | ... | 889 | 2,00,701 | 48,472 | 2,49,173 | 35,359 | 2,13,814 | ... | 613·69 | ... | ... | ... | ... | ... | ... |
| Shatiatope anicut* ... ... ... | 90,741 | ... | 88,426 | ... | 2,315 | 54,416 | 18,041 | 72,457 | 17,729 | 54,728 | ... | 6·31 | ... | ... | ... | ... | ... | ... |
| Vriddhachalam anicut* ... ... | 49,737 | ... | 48,468 | ... | 1,269 | 27 | ... | 27 | 18,114 | ... | 18,087 | ... | 36·36 | ... | ... | ... | ... | ... |
| Mehamattur anicut* ... ... ... | 71,047 | ... | 69,235 | ... | 1,812 | 4 | ... | 4 | 5,303 | ... | 5,299 | ... | 7·46 | ... | ... | ... | ... | ... |
| Tirukoilúr* ... ... ... ... | 2,22,756 | 2,760 | 2,17,046 | 100 | 5,710 | 444 | ... | 444 | 11,562 | ... | 11,118 | ... | 4·99 | ... | ... | ... | ... | ... |
| Vallúr anicut* ... ... ... ... | 63,805 | ... | 62,177 | ... | 1,628 | ... | ... | ... | 414 | ... | 414 | ... | ·65 | ... | ... | ... | ... | ... |
| Cumbum tank* ... ... ... ... | 47,097 | ... | 45,896 | ... | 1,201 | ... | ... | ... | 466 | ... | 466 | ... | ·99 | ... | ... | ... | ... | ... |
| Marudur anicut* ... ... ... | 41,135 | ... | 40,086 | ... | 1,049 | 66,643 | 216 | 66,859 | 21,145 | 45,714 | ... | 111·13 | ... | ... | ... | ... | ... | ... |
| Thadapalli channel* ... ... ... | 89,486 | ... | 87,203 | ... | 2,283 | 24,531 | 2,466 | 26,997 | 11,897 | 15,100 | ... | 16·76 | ... | ... | ... | ... | ... | ... |
| Arkonkota do.* ... ... ... | 98,161 | ... | 95,657 | ... | 2,504 | 7,825 | 329 | 8,154 | 2,684 | 5,470 | ... | 5·57 | ... | ... | ... | ... | ... | ... |
| Kálingaráyan* ... ... ... ... | 53,252 | ... | 53,843 | ... | 1,409 | ... | ... | ... | 5,942 | ... | 5,942 | ... | 10·75 | ... | ... | ... | ... | ... |
| Cheyúr anicut* ... ... ... | 2,38,562 | ... | 2,32,476 | ... | 6,086 | ... | ... | ... | 27,848 | ... | 27,848 | ... | 11·67 | ... | ... | ... | ... | ... |
| Poiney do.* ... ... ... ... | 2,19,120 | ... | 2,13,530 | ... | 5,590 | ... | ... | ... | 12,160 | ... | 12,160 | ... | 5·55 | ... | ... | ... | ... | ... |
| Total ... | 161,25,186 | 2,63,280 | 130,75,960 | 6,879 | 9,79,357 | 6,04,120 | 85,310 | 6,89,430 | 4,06,826 | 3,86,673 | 1,04,069 | ... | ... | ... | ... | ... | ... | ... |
| MAJOR WORKS. | | | | | | | | | | | | | | | | | | |
| *Protective Irrigation Works.* | | | | | | | | | | | | | | | | | | |
| Rushikulya project ... ... ... | 43,16,000 | 4,54,570 | 18,34,270 | 22,851 | 2,38,921 | ... | ... | ... | ... | ... | ... | ... | ... | 64,279 | ... | 64,279 | ... | 3·10 |

* Outlay taken as estimate in the case of these projects.

369

## E.—RAILWAYS.

(65)—*For the year* 1890-91.

| Railway. | Miles opened during the year. | Total miles opened. | Passengers carried during the year. First class. | Second class. | Intermediate class. | Third class. | Total. | Receipts from passengers. | Receipts from merchandise and military stores. | Receipts from railway materials and coal. | Gross receipts from coaching, merchandise, telegraph and sundries. | Working expenses. | Net profit or loss. | Number of European and East Indian staff. | Number of Native staff. | Total capital expenditure up to 31st March 1891. |
|---|---|---|---|---|---|---|---|---|---|---|---|---|---|---|---|---|
| | | | NO. | NO. | NO. | NO. | NO. | RS. | RS. | RS. | RS. | RS. | | NO. | NO. | £ |
| Madras ... | ... | *839·30 | 16,897 | 75,766 | ... | 8,583,995 | 8,676,658 | 32,78,172 | 51,39,122 | 1,28,112 | 96,27,206 | 49,79,645 | Net profits Rs. 46,47,561 (£426,026) being at the rate of 3·92 per cent. | 1,331 | 12,526 | 10,859,230 |
| † South Indian (old company) | ... | 654·61 | 10,296 | 98,564 | ... | 6,091,169 | 6,200,029 | 22,83,216 | 20,79,279 | 71,331 | 47,52,395 | 28,12,604 | Net profits Rs. 19,39,791. | | | Rs. 496,80,825 |
| † Nellore Branch of Villupuram-Guntakal State Railway. | ... | 82·92 | 536 | 2,831 | ... | 502,097 | 505,464 | 1,28,252 | 44,686 | 50 | 1,82,494 | 1,24,063 | Net profits Rs. 58,431. | 611 | 10,244 | Rs. 63,07,384. |
| † Tiruvannámalai section of Villupuram-Guntakal State Railway. | 42·45 | 42·45 | 62 | 576 | ... | 55,279 | 55,917 | 17,283 | 1,072 | 1,179 | 19,948 | 13,426 | Net profits Rs. 6,512. | | | Not separately recorded. |
| ‡ South Indian (Undertaking). | 121 | 901 | 5,465 | 35,528 | ... | 2,102,267 | 2,144,060 | 7,93,056 | 6,81,288 | 44,173 | 16,05,625 | 8,82,108 | Net profits Rs. 7,23,517. | | | Rs. § 716,84,608 |
| Bezvada extension. | ... | 21·47 | 443 | 1,629 | ... | 140,609 | 142,681 | 27,939 | 41,293 | 4,669 | 74,730 | 58,413 | Net profits Rs. 16,317 being at the rate of 1·17 per cent. | ‖ | ‖ | 13,97,271 |

* 42½ miles double line.
† Refers to figures for 9 months ending 31st December 1890.
‡ Refers to figures for 3 months ending 31st March 1891.
§ Gross outlay to end of March 1891 of the combined undertaking (including March 1891 supplementary figures) as entered in Schedule G. of the monthly account rendered to the Accountant-General, P.W.D. The outlay includes amounts expended up to 31st December 1890 by the old company on the South Indian Railway and by Government on the Nellore and Tiruvannámalai branches.
‖ No separate establishment maintained for this Railway.



# CHAPTER V.—REVENUE AND FINANCE.

# REVENUE AND FINANCE.

## (66)—*Land revenue for the year* 1890-91.

| — | Revenue last year. Assessed. | Revenue last year. Realized. | Revenue this year. Assessed. | Revenue this year. Realized. | Cost of collection. | Net collection during the year. | Outstanding balance. | Number of sales for arrears of revenue. | Revenue of estates sold. | Cause of increase or decrease with explanations of any items realized in addition to the annual assessed revenue. |
|---|---|---|---|---|---|---|---|---|---|---|
| | 1 | 2 | 3 | 4 | 5 | 6 | 7 | 8 | 9 | 10 |
| | Rs. | Rs. | Rs. | Rs. | Rs. | Rs. | Rs. | Rs. | Rs. | |
| From settled estates bearing revenue in past years ... ... ... ... | ... | 49,46,101 | ... | 49,49,079 | | | | | | The decrease in the collections is due partly to the smaller amount of arrears outstanding at the beginning of the year and partly to the unfavourable character of the season and the consequent postponement of the collections in the affected parts of the districts. |
| From settled estates added to rent-roll during the present year ... | ... | ... | ... | ... | | | | | | |
| From settled estates taken off rent-roll during the present year ... | ... | ... | ... | ... | | | | | | |
| Income from sale of Government estates ... ... ... ... ... | ... | 19,000 | ... | * 15,211 | 74,26,827 | 401,22,[illegible] | 2,10,514 | 6,028 | 63,621 | |
| Ryotwar collections ... ... ... | ... | 445,32,154 | ... | 425,84,938 | | | | | | |
| Miscellaneous land revenue not included in the above ... ... | | | | | | | | | | |
| Total ... | ... | 494,97,255 | ... | 475,49,228 | 74,26,827 | 401,2201 | † 2,10,514 | 6,028 | 63,621 | |

NOTE.—The collections here given are for the official year, but as the demand is xed for the fasli year ending with 30th June, no entries have been made in the columns *Assessed revenue.*

* Includes the revenue from sale of waste lands and redemption of land-tax.

† This represents the balance at the end of fasli 1299 or the 30th June 1890, less subsequent collections and remissions up to the end of March 1891.

# REVENUE AND FINANCE—*continued.*

## (67)—*Account of the gross and net revenue for the year* 1890-91.

| Sources of income. | Gross receipts. | Refunds and drawbacks. | Charges against income. | | | Total. | Net receipts. | Deficit. |
|---|---|---|---|---|---|---|---|---|
| | | | Charges of collection, including cost of salt and opium, and cost of maintaining reproductive works. | Allowances and assignments payable under treaties and engagements. | Allowances to district and village officers and inamdars, and charitable grants. | | | |
| *Imperial and Provincial.* | Rs. | Rs. | Rs. | Rs. | Rs. | Rs. | Rs. | Rs. |
| Land revenue | 475,25,316 | 1,22,858 | 45,68,411 | 841,380 | 5,08,010 | 60,40,659 | 414,84,657 | ... |
| Salt | 195,17,836 | 7,130 | 16,93,895 | 471,783 | ... | 21,72,810 | 173,45,026 | ... |
| Stamps | 64,57,268 | 80,570 | 1,63,747 | ... | ... | 2,44,317 | 62,12,951 | ... |
| Excise | 119,97,376 | 3,486 | 4,71,015 | 95 | ... | 4,74,596 | 115,22,780 | ... |
| Customs | 17,38,337 | 36,375 | 1,56,460 | 140,443 | ... | 3,42,278 | 13,96,109 | ... |
| Assessed taxes | 18,20,948 | 11,297 | 16,203 | ... | ... | 27,500 | 17,93,448 | ... |
| Registration | 10,83,991 | 2,514 | 6,76,960 | ... | ... | 6,79,474 | 4,04,517 | ... |
| Tributes | 34,49,431 | ... | ... | ... | ... | ... | 34,49,431 | ... |
| Post office | 86,52,122 | ... | 125,22,041 | ... | ... | 125,22,041 | ... | 38,69,919 |
| Telegraph | 6,97,426 | ... | 11,86,318 | ... | ... | 11,86,318 | ... | 4,88,892 |
| Receipts in aid of superannuation and pensions | 2,05,133 | ... | ... | ... | ... | ... | 2,05,133 | ... |
| Public works (Imperial) | 3,49,463 | ... | ... | ... | ... | ... | 3,49,463 | ... |
| Railways (Imperial) | 51,55,225 | ... | ... | ... | ... | ... | 51,55,225 | ... |
| Military | 12,15,457 | ... | ... | ... | ... | ... | 12,15,457 | ... |
| Sundry other sources of income | 1,82,994 | 142 | ... | ... | ... | 142 | 1,82,852 | ... |
| Total | 1,100,48,373 | 2,64,372 | 214,55,050 | 14,62,703 | 5,08,010 | 236,90,135 | 863,58,238 | ... |
| Deduct Provincial share | 234,77,251 | 98,920 | 53,58,891 | ... | ... | 54,57,811 | 180,19,440 | ... |
| Net Imperial | 865,71,122 | 1,65,452 | 160,96,159 | 14,62,703 | 5,08,010 | 182,32,324 | 683,38,798 | ... |
| *Provincial.* | | | | | | | | |
| Provincial share as above | 234,77,251 | 98,920 | 53,58,891 | ... | ... | 54,57,811 | 180,19,440 | ... |
| Forest | 17,95,408 | 7,76 | 12,45,573 | ... | ... | 12,53,279 | 5,42,129 | ... |
| Law and Justice { A. Courts of Law. | 5,65,060 | 57,3 | ... | ... | ... | 57,384 | 5,07,676 | ... |
| Law and Justice { B. Jails | 2,03,117 | ... | ... | ... | ... | ... | 2,03,117 | ... |
| Police | 85,66 | 1,2 | ... | ... | ... | 1,212 | 84,456 | ... |
| Marine | 44 | ... | ... | ... | ... | ... | 441 | ... |
| Education | 1,35,16 | 3 | ... | ... | ... | 253 | 1,34,910 | ... |
| Medical | 72,68 | 2 | ... | ... | ... | 473 | 72,213 | ... |
| Scientific and other minor departments | 1,73,83 | 1,3 | ... | ... | ... | 1,485 | 1,72,338 | ... |
| Stationery and printing | 84,547 | 2 | ... | ... | ... | 251 | 84,296 | ... |
| Public works and irrigation | 2,68,095 | ... | ... | ... | ... | ... | 2,68,095 | ... |
| Superannuation and pensions | 33,737 | 98 | ... | ... | ... | 984 | 32,753 | ... |
| Miscellaneous | 1,47,135 | 1 | ... | ... | ... | 116 | 1,47,019 | ... |
| Incorporated Local Funds at the unfettered disposal of Government | 3,34,919 | 50 | 2,77,857 | ... | ... | 2,78,365 | 56,554 | ... |
| Total, Provincial | 273,77,050 | 1,69,2 | 68,82,321 | ... | ... | 70,51,613 | 203,25,437 | ... |
| *Incorporated Local Funds not at the unfettered disposal of Government.* | | | | | | | | |
| Local Funds Act V of 1884. { Rates and cesses on lands | 46,50,990 | 20,145 | ... | ... | ... | 20,145 | 46,30,845 | ... |
| Local Funds Act V of 1884. { Educational receipts | 1,79,589 | ... | ... | ... | ... | ... | 1,79,589 | ... |
| Local Funds Act V of 1884. { Medical receipts | 24,954 | ... | ... | ... | ... | ... | 24,954 | ... |
| Local Funds Act V of 1884. { Miscellaneous receipts | 7,78,669 | ... | ... | ... | ... | ... | 7,78,669 | ... |
| Local Funds Act V of 1884. { Public Works receipts | 8,39,173 | ... | ... | ... | ... | ... | 8,39,173 | ... |
| Village Service Fund. { Deductions from land revenue | 8,69,802 | 3,885 | ... | ... | ... | 3,885 | 8,65,917 | ... |
| Village Service Fund. { Rates and cesses of lands. | 32,25,199 | ... | ... | ... | ... | ... | 32,25,199 | ... |
| Village Service Fund. { Miscellaneous | 97,745 | ... | ... | ... | ... | ... | 97,745 | ... |
| Irrigation Cess Fund | 58,487 | 2 | ... | ... | ... | 2 | 58,485 | ... |
| Canal and Ferry Fund | 1,30,457 | 214 | ... | ... | ... | 214 | 1,30,243 | ... |
| Sundry other funds | 3,276 | ... | ... | ... | ... | ... | 3,276 | ... |
| Total, Incorporated Local Funds | 108,58,341 | 24,246 | ... | ... | ... | 24,246 | 108,34,095 | ... |
| *Excluded Funds.* | | | | | | | | |
| Port and other funds | 7,63,425 | ... | ... | ... | ... | ... | 7,63,425 | ... |
| Grand Total from all sources | 1,255,69,938 | 3,58,990 | 229,75,480 | 14,62,703 | 5,08,010 | 253,08,183 | 1,002,61,755 | ... |



# REVENUE AND FINANCE—*continued.*

## (68)—*Account of expenditure from the net revenue for the year* 1890-91.

| Subject of expenditure. | Accounts. | |
|---|---|---|
| | 1889-90. | 1890-91. |
| *Imperial and Provincial.* | Rs. | Rs. |
| Civil and political establishments and contingencies | 13,37,870 | 13,34,325 |
| Military charges | 338,35,923 | 335,35,744 |
| Marine charges | 83,334 | 29,318 |
| Ecclesiastical charges | 3,47,238 | 3,58,420 |
| Superannuation allowances and pensions | 13,37,051 | 14,27,479 |
| Public Works { Civil | 52,14,819 | 135,91,462 |
| Public Works { Military | 7,66,499 | 11,81,202 |
| Public Works { Irrigation | 27,05,344 | 32,86,821 |
| Miscellaneous | 3,18,999 | 3,77,975 |
| Total, Imperial and Provincial | 460,37,077 | 551,22,746 |
| Deduct Provincial share | 23,71,601 | 24,38,120 |
| Net Imperial | 436,65,476 | 526,84,626 |
| *Provincial.* | | |
| Provincial share as above | 23,71,601 | 24,38,120 |
| Buildings, roads and services | 23,98,801 | 20,21,404 |
| Judicial charges | 40,65,006 | 41,27,099 |
| Prisons | 7,99,514 | 8,39,114 |
| Police | 36,11,351 | 37,60,719 |
| Education | 12,42,498 | 14,02,483 |
| Medical | 10,76,872 | 10,71,798 |
| Stationery and printing | 7,34,731 | 7,40,301 |
| Famine relief | 4,41,142 | 24,048 |
| Irrigation and navigation | 32,42,699 | 35,46,344 |
| Miscellaneous railway expenditure | 99,760 | 1,74,820 |
| Construction of railways | ..... | 2,86,117 |
| Miscellaneous | 5,55,053 | 5,77,042 |
| Total, Provincial | 206,39,028 | 216,10,009 |
| *Incorporated Local Funds not at the unfettered disposal of Government.* | | |
| Local Funds Act V of 1884. { Public Works | 39,88,926 | 41,88,746 |
| Local Funds Act V of 1884. { Education | 8,02,814 | 9,40,166 |
| Local Funds Act V of 1884. { Hospitals and dispensaries | 6,87,894 | 7,11,677 |
| Local Funds Act V of 1884. { Sanitation and public and charitable institutions | 7,40,496 | 6,55,743 |
| Local Funds Act V of 1884. { Miscellaneous | 2,90,350 | 2,97,233 |
| Village Service Fund | 36,66,528 | 33,44,787 |
| Irrigation Cess Fund | 46,281 | 48,300 |
| Canal and Ferry Fund | 41,333 | 19,905 |
| Sundry other funds | 2,130 | 1,627 |
| Total, Incorporated Local Funds | 102,66,752 | 107,08,274 |
| *Excluded Funds.* | | |
| Port and Marine Funds | 5,88,372 | 10,72,460 |
| University Fee Fund | 2,07,146 | 1,84,603 |
| Cantonment Funds | 11,416 | 15,933 |
| Total, Excluded Funds | 8,06,934 | 12,72,996 |
| Grand Total of expenditure from the net revenue | 753,78,190 | 862,75,905 |

## (69)—*Account of cash receipts and disbursements of the treasuries for the year* 1890-91.

| Receipts. | Amount. | Disbursements. | Amount. |
|---|---|---|---|
| | Rs. | | Rs. |
| Cash balance of last year | 261,99,819 | Expenditure as per Statement No. 68 | 862,75,905 |
| Net revenue as per Statement No. 67 | 1,002,61,755 | Stock note payments | 4,538 |
| Interest on local loans | 4,09,807 | Interest on stock notes | 36,656 |
| Stock note receipts | ..... | Do. on Imperial loans | 34,02,981 |
| Guaranteed railways | 142,51,345 | Do. on local loans | 40,585 |
| Southern Mahratta Railway | 5,83,434 | Guaranteed railways | 71,29,869 |
| Service Fund deposits | 35,042 | Southern Mahratta Railway | 11,09,830 |
| Other deposits | 217,85,657 | Service Funds | 29,690 |
| Advances repayable | 21,16,419 | Other deposits | 217,30,880 |
| Local loans | 3,77,797 | Advances | 21,43,109 |
| Bills on local treasuries | 29,87,704 | Local loans | 10,83,254 |
| Bills on other Governments | 12,67,772 | Bills on local treasuries | 30,25,823 |
| Miscellaneous receipts on account of other Governments and London | 18,94,881 | Bills on other Governments | 13,21,969 |
| Recovery of advances made in London | 2,01,112 | Miscellaneous payments on account of other Governments and London | 16,43,198 |
| Funds obtained by the Military Department from other Governments | 169,78,579 | Council bills paid | 176,61,573 |
| London bills outstanding | 29,60,000 | Cash remittances to other Governments | 76,77,001 |
| Stores, &c., chiefly for Railways | 31,86,722 | Net payments on account of exchange | 45,30,020 |
| | | Net unadjusted debits | 1,37,622 |
| | | Departmental balance decreased | 2,51,860 |
| Total receipts including balance | 1,954,71,845 | | |
| Deduct disbursements | 1,593,31,463 | | |
| Cash at the end of the year | 361,40,382 | Total disbursements | 1,593,31,463 |

# CHAPTER VI.—VITAL STATISTICS.

# A.—BIRTHS AND DEATHS.

(70)—*Statement showing births and deaths registered in the districts of the Madras Presidency during the year* 1890.

| Number. | Population according to the census of 1881. | Districts. | Population (exclusive of Europeans and Eurasians) for which returns were received. | Births. | | | | | Deaths. | | | |
|---|---|---|---|---|---|---|---|---|---|---|---|---|
| | | | | Number of births registered (exclusive of Europeans and Eurasians and still births). | Ratio of births per 1,000 of population. | Number of males born to every 100 females born. | Excesses of births over deaths per 1,000 of population. | Excesses of deaths over births per 1,000 of population. | Number of deaths registered (exclusive of Europeans, Eurasians and born dead). | Number of males died to every 100 deaths of females. | Ratio of deaths per 1,000 of population. | Mean ratio of deaths per 1,000 during previous 5 years. |
| 1 | 2 | 3 | 4 | 5 | 6 | 7 | 8 | 9 | 10 | 11 | 12 | 13 |
| 1 | 1,336,017 | Anantapur | 1,336,017 | 20,842 | 39·4 | 102·4 | 13·3 | ... | 15,759 | 101·5 | 26·1 | 24·2 |
| 2 | | Bellary | | 31,840 | | 103·8 | | | 19,155 | 101·8 | | |
| 3 | 978,524 | Chingleput ... ... | 978,524 | 39,480 | 40·3 | 104·5 | 16·3 | ... | 23,565 | 102·4 | 24·0 | 25·9 |
| 4 | 1,657,144 | Coimbatore ... ... | 1,657,144 | 57,550 | 34·7 | 103·4 | 12·8 | ... | 36,284 | 105·2 | 21·9 | 17·7 |
| 5 | 1,120,714 | Cuddapah ... ... | 1,120,714 | 33,552 | 29·9 | 102·6 | 5·3 | ... | 27,602 | 103·1 | 24·6 | 21·6 |
| 6 | 1,749,253 | Ganjam ... ... | 1,346,545 | 24,526 | 18·2 | 106·5 | 4·8 | ... | 19,074 | 110·4 | 13·4 | 23·6 |
| 7 | 1,790,850 | Godavari ... ... | 1,790,850 | 40,313 | 22·5 | 102·9 | 3·2 | ... | 34,514 | 114·4 | 19·3 | 22·0 |
| 8 | 1,548,355 | Kistna ... ... | 1,548,355 | 55,777 | 36·0 | 102·8 | 13·0 | ... | 35,705 | 105·9 | 23·0 | 22·4 |
| 9 | 709,218 | Kurnool ... ... | 678,464 | 27,900 | 41·0 | 100·7 | 11·4 | ... | 20,190 | 105·4 | 29·7 | 27·7 |
| 10 | 389,984 | Madras ... ... | 389,984 | 16,987 | 43·6 | 104·7 | 0·9 | ... | 16,647 | 97·5 | 42·7 | 38·5 |
| 11 | 2,163,127 | Madura ... ... | 1,293,829 | 45,928 | 35·5 | 104·6 | 11·6 | ... | 30,976 | 106·9 | 23·9 | 20·5 |
| 12 | 2,361,953 | Malabar ... ... | 2,351,162 | 56,084 | 23·8 | 106·3 | 6·3 | ... | 41,250 | 112·5 | 17·5 | 18·4 |
| 13 | 1,219,883 | Nellore ... ... | 1,219,883 | 33,484 | 27·4 | 104·2 | 11·1 | ... | 19,911 | 103·3 | 16·3 | 16·3 |
| 14 | 88,324 | Nilgiris ... ... | 88,324 | 2,056 | 23·2 | 112·4 | ... | 1·2 | 2,158 | 122·5 | 24·4 | 16·9 |
| 15 | 1,817,253 | North Arcot ... ... | 1,822,312 | 60,209 | 33·1 | 103·5 | 10·4 | ... | 41,372 | 102·1 | 22·7 | 20·9 |
| 16 | 1,598,970 | Salem ... ... | 1,592,274 | 60,073 | 37·7 | 105·2 | 12·2 | ... | 40,545 | 102·6 | 25·5 | 21·2 |
| 17 | 1,814,279 | South Arcot ... ... | 1,815,916 | 62,417 | 34·4 | 105·1 | 7·6 | ... | 48,797 | 106·6 | 26·8 | 21·7 |
| 18 | 959,267 | South Canara ... ... | 955,595 | 30,841 | 32·2 | 102·7 | 5·7 | ... | 25,333 | 109·6 | 26·5 | 23·1 |
| 19 | 2,129,538 | Tanjore ... ... | 2,129,538 | 64,005 | 30·0 | 104·9 | 5·6 | ... | 51,953 | 100·5 | 24·4 | 23·1 |
| 20 | 1,699,056 | Tinnevelly ... ... | 1,699,056 | 51,174 | 30·1 | 104·6 | 4·8 | ... | 43,042 | 105·8 | 25·3 | 22·0 |
| 21 | 1,214,485 | Trichinopoly ... ... | 1,214,485 | 43,204 | 35·5 | 106·3 | 9·4 | ... | 31,671 | 99·7 | 26·1 | 22·7 |
| 22 | 2,484,577 | Vizagapatam ... ... | 1,493,352 | 35,303 | 23·6 | 102·5 | 6·3 | ... | 25,887 | 107·0 | 17·3 | 18·4 |
| | 30,835,771 | Total, Madras Presidency ... ... | 28,522,813 | 893,645 | 31·3 | 104·2 | 8·5 | ... | 650,394 | 105·2 | 22·8 | 21·6 |

# B.—VACCINATION.

(71)—*Return of vaccine operations for the past five years.*

| Establishment. | Persons primarily vaccinated. | | | | | | | | | |
|---|---|---|---|---|---|---|---|---|---|---|
| | Total number. | Number successfully vaccinated. | Total number. | Number successfully vaccinated. | Total number. | Number successfully vaccinated. | Total number. | Number successfully vaccinated. | Total number. | Number successfully vaccinated. |
| | Calendar year ending 31st Dec. | | Official years ending 31st March | | | | | | | |
| | 1886. | | 1887-88. | | 1888-89. | | 1889-90. | | 1890-91. | |
| Government vaccinators ... | 8,511 | 8,204 | 9,741 | 9,479 | 17,092 | 16,210 | 28,257 | 27,227 | 17,820 | 16,684 |
| Local Fund do. ... | 584,711 | 557,732 | 618,588 | 590,853 | 670,318 | 643,761 | 708,653 | 680,355 | 743,467 | 706,117 |
| Cantonment do. ... | 2,850 | 2,677 | 3,375 | 3,293 | 4,316 | 3,912 | 3,341 | 3,285 | 3,631 | 3,343 |
| Native States' do. ... | 4,429 | 4,216 | 4,042 | 3,885 | 2,270 | 2,160 | 5,254 | 5,069 | 6,338 | 6,017 |
| Municipalities ... ... ... | 70,065 | 65,614 | 71,710 | 67,405 | 81,566 | 77,180 | 81,442 | 76,215 | 91,167 | 85,008 |
| Private vaccinators ... ... | ... | ... | ... | ... | ... | ... | ... | ... | ... | ... |
| Dispensaries ... ... ... | 16,790 | 13,954 | 13,736 | 11,501 | 18,283 | 15,603 | 26,870 | 23,303 | 38,888 | 33,162 |
| Medical subordinates ... ... | 6,720 | 3,677 | 3,033 | 1,630 | 2,517 | 1,517 | 3,077 | 1,703 | 4,758 | 2,727 |
| Army {European ... ... | 875 | 694 | ... | ... | ... | ... | ... | ... | ... | ... |
| Army {Native ... ... ... | 2,297 | 1,987 | ... | ... | ... | ... | ... | ... | ... | ... |
| Total ... | 697,248 | 658,755 | 724,225 | 688,051 | 796,362 | 760,343 | 856,894 | 817,307 | 906,119 | 853,058 |

## C.—HOSPITAL RETURN.

(72)—*Statement showing the diseases of the in-door and out-door patients treated in the dispensaries of the Madras Presidency in* 1890.

| Diseases. | | Number of in- and out-patients treated. | Surgical operations. | |
|---|---|---|---|---|
| | | | Major. | Minor. |
| General diseases— | | | | |
| Group A. | Small-pox | 424 | ... | ... |
| | Cholera | 8,991 | ... | ... |
| | Dysentery | 37,878 | ... | ... |
| | Malarious fevers | 219,186 | ... | ... |
| | Primary syphilis | 11,681 | ... | ... |
| | Secondary do. | 19,620 | ... | ... |
| | Gonorrhœa | 18,432 | ... | ... |
| Do. B. | Scurvy | 146 | ... | ... |
| | Worms | 147,506 | ... | ... |
| Do. C. | Debility | 32,991 | ... | ... |
| Do. D. | Rheumatic affections | 121,483 | ... | ... |
| | Tubercular do. | 4,246 | ... | ... |
| | Leprosy | 5,009 | ... | ... |
| All other general diseases | | 154,081 | ... | ... |
| Local diseases— | | | | |
| Diseases of the nervous system | | 80,958 | ... | ... |
| Do. of the eye | | 350,659 | ... | ... |
| Do. of the ear | | 147,903 | ... | ... |
| Do. of the nose | | 7,568 | ... | ... |
| Do. of the circulatory system | | 3,334 | ... | ... |
| Lungs (disease of) | | 16,686 | ... | ... |
| Other diseases of the respiratory system | | 87,341 | ... | ... |
| Diarrhœa | | 49,188 | ... | ... |
| Dyspepsia | | 94,820 | ... | ... |
| Diseases of liver | | 5,393 | ... | ... |
| Other diseases of digestive system | | 264,366 | ... | ... |
| Goitre | | 145 | ... | ... |
| Spleen (diseases of) | | 5,280 | ... | ... |
| Diseases of the lymphatic system | | 11,190 | ... | ... |
| Do. of the urinary system | | 16,130 | ... | ... |
| Labour (natural) | | 3,174 | ... | ... |
| Diseases of the generative system | | 28,408 | ... | ... |
| Do. of the organs of locomotion | | 10,979 | ... | ... |
| Do. of the connective tissue | | 90,051 | ... | ... |
| Do. of the skin | | 248,444 | ... | ... |
| Ulcers | | 261,549 | ... | ... |
| Poisons | | 10,598 | ... | ... |
| General injuries | | 10,100 | ... | ... |
| Local injuries | | 125,320 | ... | ... |
| | Total ... | 2,711,157 | 6,305 | 83,860 |



# CHAPTER VII.—INSTRUCTION.

# A.—EDU

(73)—*Abstract return of colleges, schools and scholars*

| Area and population. | | | — | Public | | | |
|---|---|---|---|---|---|---|---|
| | | | | University education. | | School education, general. | |
| Total area in square miles. | Number of towns and villages. | Population. | | Arts colleges. | Professional colleges. | Secondary schools. | Primary schools. |
| 1 | 2 | 3 | 4 | 5 | 6 | 7 | 8 |
| 141,744 | Towns ... 186<br>Villages ... 52,462<br>Total ... 52,648 | Males ... 17,610,253<br>Females ... 17,995,950<br>Total ... 35,606,203 | Institutions—For Males ... | 35 | 5 | 556 | 17,157 |
| | | | Institutions—For Females. | ... | ... | 259 | 728 |
| | | | Institutions—Total ... | 35 | 5 | 815 | 17,885 |
| | | | Scholars—Males ... | 3,200 | 510 | 50,253 | 442,969 |
| | | | Scholars—Females ... | 5 | 8 | 20,262 | 62,311 |
| | | | Scholars—Total ... | 3,205 | 518 | 70,515 | 505,280 |

(74)—*Abstract return of expenditure on public instruction*

| | Total direct expenditure on public instruction. | | | | | | |
|---|---|---|---|---|---|---|---|
| | University education. | | School education; general. | | School education, special. | | Total. |
| | Arts colleges. | Professional colleges. | Secondary schools. | Primary schools. | Training schools. | All other special schools. | |
| 1 | 2 | 3 | 4 | 5 | 6 | 7 | 8 |
| | Rs. | Rs. | Rs. | Rs. | Rs. | Rs. | Rs. |
| 1. Institutions. For Males ... | 5,44,882 | 1,39,440 | 12,80,476 | 15,12,881 | 1,48,121 | 2,29,738 | 38,55,538 |
| 1. Institutions. For Females ... | ..... | ..... | 3,79,534 | 1,49,931 | 46,156 | 5,494 | 5,81,115 |
| Total ... | 5,44,882 | 1,39,440 | 16,60,010 | 16,62,812 | 1,94,277 | 2,35,232 | 44,36,653 |
| 2. (a) Percentages of Provincial expenditure included in columns 2—17 to total Provincial expenditure on public instruction. | 16·04 | 6·12 | 22·08 | 10·57 | 6·22 | 8·68 | 69·71 |
| (b) Percentages of Local Fund expenditure included in columns 2—17 to total Local Fund expenditure on public instruction. | ..... | ..... | 5·02 | 67·15 | 8·38 | 1·20 | 81·75 |
| (c) Percentages of Municipal expenditure included in columns 2—17 to total Municipal expenditure on public instruction. | ·90 | ..... | 26·29 | 55·16 | 2·21 | 3·43 | 87·99 |
| (d) Percentages on total expenditure in columns 2—17 to total expenditure on public instruction. | 9·89 | 2·53 | 30·17 | 30·12 | 3·52 | 4·27 | 80·50 |
| 3. Average annual cost of educating each pupil in— | | | | | | | |
| Government institutions. Cost to Provincial Revenues ... | Rs. A. P.<br>233 12 2 | Rs. A. P.<br>203 3 7 | Rs. A. P.<br>22 7 6 | Rs. A. P.<br>5 13 3 | Rs. A. P.<br>173 11 1 | Rs. A. P.<br>139 7 2 | Rs. A. P.<br>49 0 2 |
| Government institutions. Cost to Local and Municipal Funds ... | ..... | ..... | ..... | ..... | ..... | 10 10 9 | 0 13 6 |
| Total cost ... | 297 9 10 | 290 8 0 | 42 3 6 | 6 9 6 | 175 1 6 | 174 0 8 | 67 5 8 |
| Local Fund schools. Cost to Provincial Revenues ... | ..... | ..... | 4 11 3 | 0 8 1 | 37 7 7 | 0 8 5 | 1 2 10 |
| Local Fund schools. Cost to Local Funds ... | ..... | ..... | 4 7 1 | 3 0 7 | 59 4 6 | 8 12 4 | 3 11 10 |
| Total cost ... | ..... | ..... | 21 10 9 | 4 6 7 | 103 7 7 | 23 15 0 | 6 10 10 |
| Municipal schools ... Cost to Provincial Revenues ... | 45 5 7 | ..... | 6 1 8 | 0 3 1 | ..... | 3 15 3 | 2 0 8 |
| Municipal schools ... Cost to Municipal Funds ... | 16 9 3 | ..... | 4 10 4 | 4 1 9 | ..... | 24 4 7 | 4 7 2 |
| Total cost ... | 127 6 9 | ..... | 29 1 6 | 5 8 2 | ..... | 29 5 10 | 12 7 3 |
| Institutions in Native States. Cost to Native State Revenues ... | ..... | ..... | ..... | ..... | ..... | ..... | ..... |
| Institutions in Native States. Cost to Local and Municipal Funds ... | ..... | ..... | ..... | ..... | ..... | ..... | ..... |
| Total cost ... | ..... | ..... | ..... | ..... | ..... | ..... | ..... |
| Aided institutions... Cost to Provincial Revenues ... | 37 14 5 | ..... | 4 7 11 | 0 5 9 | 74 7 1 | 13 14 0 | 1 5 0 |
| Aided institutions... Cost to Local and Municipal Funds ... | ..... | ..... | 0 14 5 | 1 0 7 | ..... | 0 1 7 | 1 0 1 |
| Total cost ... | 139 8 4 | ..... | 23 15 11 | 3 8 11 | 172 5 7 | 84 10 8 | 7 12 9 |
| Unaided institutions ... Total cost ... | 123 2 0 | ..... | 16 6 11 | 1 15 7 | ..... | ..... | 3 2 3 |
| All institutions ... Cost to Provincial Revenues ... | 82 7 4 | 203 3 7 | 5 1 8 | 0 5 6 | 64 10 0 | 67 6 0 | 1 15 3 |
| All institutions ... Cost to Local and Municipal Funds ... | 0 8 7 | ..... | 1 3 5 | 1 2 9 | 41 5 10 | 7 3 4 | 1 4 10 |
| Total cost ... | 175 12 4 | 290 8 0 | 24 1 10 | 3 5 10 | 126 10 4 | 114 9 3 | 7 12 8 |



363

## CATION.

*in the Madras Presidency at the end of the official year* 1890-91.

institutions.

| School education, special. | | | Private institutions. | | | Percentage of | Remarks. |
|---|---|---|---|---|---|---|---|
| Training schools. | All other special schools. | Total of public institutions. | Advanced. | Elementary. | Grand Total. | | |
| 9 | 10 | 11 | 12 | 13 | 14 | 15 | 16 |
| 57 | 24 | 17,834 | 131 | 3,042 | 21,007 | Institutions to number of towns and villages. 39·90 | |
| 13 | 5 | 1,005 | ... | 16 | 1,021 | 1·94 | |
| 70 | 29 | 18,839 | 131 | 3,058 | 22,028 | 41·84 | |
| 1,174 | 1,993 | 500,009 | 3,952 | 52,398 | 556,449 | Male scholars to male population of school-going age. 21·07 | |
| 253 | 199 | 83,038 | 122 | 4,555 | 87,715 | Female scholars to female population of school-going age. 3·25 | |
| 1,427 | 2,192 | 583,137 | 4,074 | 56,953 | 644,164 | 12·06 | |

*in the Madras Presidency for the official year* 1890-91.

| Total indirect expenditure on public instruction. | | | | | | | | Total expenditure on public instruction. |
|---|---|---|---|---|---|---|---|---|
| University. | Direction. | Inspection. | Scholarships. | Buildings. | Special grants for furniture and apparatus. | Miscellaneous. | Total. | |
| 9 | 10 | 11 | 12 | 13 | 14 | 15 | 16 | 17 |
| Rs. | Rs. | Rs. | Rs. | Rs. | Rs. | Rs. | Rs. | Rs. |
| 1,54,603 | 53,391 | 3,52,514 | 60,503 | 2,68,240 | 17,912 | 1,67,664 | 10,74,827 | 55,11,480 |
| 1,54,603 | 53,391 | 3,52,514 | 60,503 | 2,68,240 | 17,912 | 1,67,664 | 10,74,827 | 55,11,480 |
| ..... | 3·35 | 16·60 | 2·28 | 6·62 | 1·04 | ·40 | 30·29 | 100·00 |
| ..... | ..... | 11·07 | ·29 | 4·02 | ..... | 1·97 | 18·25 | 100·00 |
| ..... | ..... | 5·16 | ·19 | 4·02 | ·75 | 1·89 | 12·01 | 100·00 |
| 2·80 | ·97 | 6·40 | 1·10 | 4·87 | ·32 | 3·04 | 19·50 | 100·00 |

# A.—EDUCATION—

(75)—*Return of colleges, schools and scholars in the Madras Presidency for the official year* 1890-91.

| Class of institutions. | Public institutions. | | | | | | | | | | | | Private institutions. | | | |
|---|---|---|---|---|---|---|---|---|---|---|---|---|---|---|---|---|
| | Under public management. | | | | | | | | | | | | Under private management. | | | |
| | Managed by Government. | | | | Managed by Local Fund and Municipal Boards. | | | | Maintained by Native States. | | | | Aided by Government or by Local Fund or Municipal Boards. | | | |
| | Number of institutions. | Number of scholars on the rolls on 31st March. | Average number on the rolls monthly during the year. | Average daily attendance. | Number of institutions. | Number of scholars on the rolls on 31st March. | Average number on the rolls monthly during the year. | Average daily attendance. | Number of institutions. | Number of scholars on the rolls on 31st March. | Average number on the rolls monthly during the year. | Average daily attendance. | Number of institutions. | Number of scholars on the rolls on 31st March. | Average number on the rolls monthly during the year. | Average daily attendance. |
| 1 | 2 | 3 | 4 | 5 | 6 | 7 | 8 | 9 | 10 | 11 | 12 | 13 | 14 | 15 | 16 | 17 |
| *Arts Colleges.* | | | | | | | | | | | | | | | | |
| University education. — English | 5 | 729 | 738 | 648 | 3 | 155 | 100 | 89 | ... | ... | ... | ... | 24 | 2,158 | 2,073 | 1,856 |
| University education. — Oriental | ... | ... | ... | ... | ... | ... | ... | ... | ... | ... | ... | ... | ... | ... | ... | ... |
| *Colleges or departments of colleges for professional training.* | | | | | | | | | | | | | | | | |
| University education. — Law | 1 | 294 | 273 | 210 | ... | ... | ... | ... | ... | ... | ... | ... | ... | ... | ... | ... |
| University education. — Medicine | 1 | 162 | 147 | 153 | ... | ... | ... | ... | ... | ... | ... | ... | ... | ... | ... | ... |
| University education. — Engineering | 1 | 12 | 12 | 12 | ... | ... | ... | ... | ... | ... | ... | ... | ... | ... | ... | ... |
| University education. — Teaching | 1 | 21 | 18 | 17 | ... | ... | ... | ... | ... | ... | ... | ... | ... | ... | ... | ... |
| University education. — Agriculture | 1 | 29 | 30 | 27 | ... | ... | ... | ... | ... | ... | ... | ... | ... | ... | ... | ... |
| Total | 10 | 1,247 | 1,218 | 1,067 | 3 | 155 | 100 | 89 | ... | ... | ... | ... | 24 | 2,158 | 2,073 | 1,856 |
| *Secondary schools.* | | | | | | | | | | | | | | | | |
| School education, general. — For boys — High Schools | 4 | 666 | 620 | 542 | 28 | 2,802 | 2,843 | 2,447 | ... | ... | ... | ... | 73 | 15,347 | 15,321 | 13,268 |
| School education, general. — For boys — Middle — English | 3 | 428 | 403 | 370 | 82 | 5,004 | 4,944 | 4,077 | ... | ... | ... | ... | 220 | 14,333 | 14,073 | 11,561 |
| School education, general. — For boys — Middle — Vernacular | 23 | 960 | 908 | 819 | 12 | 659 | 714 | 571 | ... | ... | ... | ... | 12 | 752 | 722 | 578 |
| School education, general. — For girls — High Schools | 2 | 229 | 222 | 180 | ... | ... | ... | ... | ... | ... | ... | ... | 26 | 2,381 | 2,347 | 1,999 |
| School education, general. — For girls — Middle — English | ... | ... | ... | ... | ... | ... | ... | ... | ... | ... | ... | ... | 59 | 4,606 | 4,474 | 3,761 |
| School education, general. — For girls — Middle — Vernacular | 27 | 2,330 | 2,198 | 1,701 | 13 | 1,037 | 971 | 653 | ... | ... | ... | ... | 123 | 9,100 | 8,721 | 6,646 |
| Total | 59 | 4,613 | 4,351 | 3,612 | 135 | 9,502 | 9,472 | 7,748 | ... | ... | ... | ... | 513 | 46,519 | 45,658 | 37,813 |
| *Primary schools.* | | | | | | | | | | | | | | | | |
| School education, general. — For boys | 92 | 2,633 | 2,544 | 2,016 | 2,450 | 94,888 | 93,684 | 78,630 | ... | ... | ... | ... | 8,280 | 251,807 | 247,625 | 207,643 |
| School education, general. — For girls | 46 | 2,403 | 2,216 | 1,764 | 66 | 2,963 | 2,787 | 2,219 | ... | ... | ... | ... | 480 | 18,034 | 17,386 | 12,972 |
| Total | 138 | 5,046 | 4,760 | 3,780 | 2,516 | 97,851 | 96,471 | 80,869 | ... | ... | ... | ... | 8,760 | 269,841 | 265,011 | 220,615 |
| *Schools for special instruction.* | | | | | | | | | | | | | | | | |
| School education, special. — Training schools for masters | 5 | 180 | 153 | 136 | 44 | 851 | 991 | 882 | ... | ... | ... | ... | 7 | 133 | 111 | 102 |
| School education, special. — Do. for mistresses | 3 | 77 | 76 | 69 | 1 | 11 | 11 | 10 | ... | ... | ... | ... | 9 | 165 | 182 | 173 |
| School education, special. — Schools of Art | 1 | 424 | 402 | 217 | ... | ... | ... | ... | ... | ... | ... | ... | ... | ... | ... | ... |
| School education, special. — Law schools | ... | ... | ... | ... | ... | ... | ... | ... | ... | ... | ... | ... | ... | ... | ... | ... |
| School education, special. — Medical schools | 1 | 228 | 202 | 213 | 2 | 33 | 33 | 32 | ... | ... | ... | ... | ... | ... | ... | ... |
| School education, special. — Engineering and surveying schools | 1 | 156 | 133 | 125 | ... | ... | ... | ... | ... | ... | ... | ... | ... | ... | ... | ... |
| School education, special. — Industrial schools | 1 | 7 | 7 | 6 | 4 | 310 | 298 | 226 | ... | ... | ... | ... | 14 | 675 | 612 | 510 |
| School education, special. — Other schools | 2 | 174 | 164 | 157 | ... | ... | ... | ... | ... | ... | ... | ... | 3 | 185 | 202 | 111 |
| Total | 14 | 1,246 | 1,137 | 923 | 51 | 1,205 | 1,333 | 1,150 | ... | ... | ... | ... | 33 | 1,158 | 1,107 | 896 |
| TOTAL OF COLLEGES AND SCHOOLS OF PUBLIC INSTRUCTION. | 221 | 12,152 | 11,466 | 9,382 | 2,705 | 108,713 | 107,376 | 89,856 | ... | ... | ... | ... | 9,330 | 319,676 | 313,849 | 261,180 |
| Private institutions. — 1. Advanced Teaching— (a) Arabic or Persian | ... | ... | ... | ... | ... | ... | ... | ... | ... | ... | ... | ... | ... | ... | ... | ... |
| Private institutions. — (b) Sanskrit | ... | ... | ... | ... | ... | ... | ... | ... | ... | ... | ... | ... | ... | ... | ... | ... |
| Private institutions. — 2. Elementary Teaching— (a) A vernacular only or mainly For boys | ... | ... | ... | ... | ... | ... | ... | ... | ... | ... | ... | ... | ... | ... | ... | ... |
| Private institutions. — For girls | ... | ... | ... | ... | ... | ... | ... | ... | ... | ... | ... | ... | ... | ... | ... | ... |
| Private institutions. — 3. Elementary teaching, the Koran For boys | ... | ... | ... | ... | ... | ... | ... | ... | ... | ... | ... | ... | ... | ... | ... | ... |
| Private institutions. — For girls | ... | ... | ... | ... | ... | ... | ... | ... | ... | ... | ... | ... | ... | ... | ... | ... |
| Private institutions. — 4. Other schools not conforming to departmental standards For boys | ... | ... | ... | ... | ... | ... | ... | ... | ... | ... | ... | ... | ... | ... | ... | ... |
| Private institutions. — For girls | ... | ... | ... | ... | ... | ... | ... | ... | ... | ... | ... | ... | ... | ... | ... | ... |
| Total | ... | ... | ... | ... | ... | ... | ... | ... | ... | ... | ... | ... | ... | ... | ... | ... |
| GRAND TOTAL | ... | ... | ... | ... | ... | ... | ... | ... | ... | ... | ... | ... | ... | ... | ... | ... |

*continued.*

| Private institutions. — Unaided. | | | | | | | | | | | | | | | | | | |
|---|---|---|---|---|---|---|---|---|---|---|---|---|---|---|---|---|---|---|
| Number of institutions. | Number of scholars on the rolls on 31st March. | Average number on the rolls monthly during the year. | Average daily attendance. | Grand total of institutions. | Grand total of scholars on the 31st March. | Number of scholars on the 31st March learning English. | Number of scholars on the 31st March learning A classical language. | Number of scholars on the 31st March learning A vernacular language. | Classification of scholars on the 31st of March according to race or creed. Europeans and Eurasians. | Native Christians. | Hindus. | Muhammadans. | Others. | Number of Girls in Boys' Schools. | Number of Boys in Girls' Schools. | Remarks. |
| 18 | 19 | 20 | 21 | 22 | 23 | 24 | 25 | 26 | 27 | 28 | 29 | 30 | 31 | 32 | 33 | 34 |
| 3 | 163 | 189 | 175 | 35 | 3,205 | 3,205 | 1,016 | 2,152 | 43 | 244 | 2,863 | 46 | 9 | 5 | ... | |
| ... | ... | ... | ... | ... | ... | ... | ... | ... | ... | ... | ... | ... | ... | ... | ... | |
| ... | ... | ... | ... | 1 | 294 | 294 | ... | ... | 1 | 19 | 267 | 6 | 1 | ... | ... | |
| ... | ... | ... | ... | 1 | 162 | 162 | ... | ... | 53 | 22 | 77 | 7 | 3 | 3 | ... | |
| ... | ... | ... | ... | 1 | 12 | 12 | ... | ... | 1 | 2 | 9 | ... | ... | ... | ... | |
| ... | ... | ... | ... | 1 | 21 | 21 | ... | ... | 1 | ... | 20 | ... | ... | ... | ... | |
| ... | ... | ... | ... | 1 | 29 | 29 | ... | ... | 1 | ... | 26 | 2 | ... | ... | ... | |
| 3 | 163 | 189 | 175 | 40 | 3,723 | 3,723 | 1,016 | 2,152 | 100 | 287 | 3,262 | 61 | 13 | 13 | ... | |
| 44 | 5,575 | 5,249 | 4,353 | 149 | 24,390 | 24,160 | 4,122 | 21,079 | 1,245 | 2,658 | 19,033 | 1,304 | 60 | 49 | ... | |
| 52 | 3,832 | 3,742 | 3,217 | 357 | 23,507 | 19,771 | 528 | 22,355 | 1,563 | 3,146 | 17,731 | 1,111 | 46 | 873 | ... | |
| 3 | 81 | 81 | 59 | 59 | 2,452 | 134 | 168 | 2,430 | ... | 144 | 2,103 | 203 | 3 | 166 | ... | |
| 1 | 152 | 150 | 137 | 29 | 2,782 | 2,562 | 179 | 1,433 | 1,633 | 642 | 469 | 4 | 14 | ... | 263 | |
| 4 | 144 | 151 | 105 | 63 | 4,750 | 3,200 | 8 | 3,498 | 1,314 | 1,912 | 1,510 | 3 | 11 | ... | 575 | |
| 4 | 97 | 93 | 87 | 167 | 12,564 | 564 | ... | 12,597 | 4 | 2,993 | 8,769 | 774 | 24 | ... | 64 | |
| 108 | 9,881 | 9,466 | 7,958 | 815 | 73,515 | 50,391 | 4,995 | 63,392 | 5,759 | 11,495 | 49,614 | 3,489 | 156 | 1,088 | 902 | |
| 6,335 | 128,666 | 123,462 | 106,732 | 17,157 | 477,909 | 20,358 | 21,394 | 431,194 | 486 | 29,798 | 396,319 | 51,060 | 336 | 35,822 | ... | |
| 136 | 3,876 | 3,655 | 2,913 | 728 | 27,281 | 869 | 1,113 | 26,971 | 339 | 4,168 | 19,205 | 3,546 | 23 | ... | 702 | |
| 6,471 | 132,542 | 127,117 | 109,645 | 17,885 | 505,280 | 30,227 | 22,507 | 508,165 | 825 | 33,966 | 415,524 | 54,606 | 359 | 35,822 | 702 | |
| 1 | 10 | 10 | 7 | 57 | 1,174 | 340 | 14 | 1,120 | ... | 217 | 813 | 142 | 2 | ... | ... | |
| ... | ... | ... | ... | 13 | 253 | 79 | ... | 174 | 21 | 186 | 33 | 13 | ... | ... | ... | |
| ... | ... | ... | ... | 1 | 424 | 140 | ... | 284 | 31 | 37 | 332 | 24 | ... | 17 | ... | |
| ... | ... | ... | ... | ... | ... | ... | ... | ... | ... | ... | ... | ... | ... | ... | ... | |
| ... | ... | ... | ... | 3 | 261 | 261 | ... | ... | 50 | 62 | 128 | 13 | 8 | 36 | ... | |
| ... | ... | ... | ... | 1 | 156 | 121 | ... | 35 | 14 | 13 | 125 | 2 | 2 | ... | ... | |
| ... | ... | ... | ... | * 19 | 992 | 234 | ... | 758 | 139 | 375 | 235 | 242 | 1 | ... | ... | |
| ... | ... | ... | ... | † 5 | 359 | 272 | ... | 139 | 72 | 17 | 249 | 21 | ... | ... | ... | |
| 1 | 10 | 10 | 7 | 99 | 3,619 | 1,447 | 14 | 2,509 | 327 | 907 | 1,915 | 457 | 13 | 53 | ... | |
| 6,583 | 142,596 | 136,782 | 117,785 | 18,839 | 583,137 | 85,788 | 28,532 | 576,218 | 7,011 | 46,655 | 470,315 | 58,613 | 543 | 36,976 | 1,694 | |
| ... | ... | ... | ... | 31 | 2,183 | ... | 2,494 | 317 | ... | ... | ... | 2,183 | ... | 101 | ... | |
| ... | ... | ... | ... | 99 | 1,877 | 36 | 1,858 | 199 | ... | 36 | 1,841 | ... | ... | 21 | ... | |
| ... | ... | ... | ... | 2,827 | 51,775 | 30 | 9,372 | 44,154 | ... | 671 | 39,831 | 11,114 | 159 | 3,668 | ... | |
| ... | ... | ... | ... | 16 | 334 | ... | 279 | 79 | ... | ... | 30 | 304 | ... | ... | 12 | |
| ... | ... | ... | ... | 197 | 4,464 | ... | 3,960 | 749 | ... | ... | ... | 4,464 | ... | 534 | ... | |
| ... | ... | ... | ... | ... | ... | ... | ... | ... | ... | ... | ... | ... | ... | ... | ... | |
| ... | ... | ... | ... | 19 | 394 | 23 | ... | 400 | ... | 148 | 246 | ... | ... | 31 | ... | |
| ... | ... | ... | ... | ... | ... | ... | ... | ... | ... | ... | ... | ... | ... | ... | ... | |
| ... | ... | ... | ... | 3,189 | 61,027 | 89 | 17,963 | 45,898 | ... | 855 | 41,948 | 18,065 | 159 | 4,355 | 12 | |
| ... | ... | ... | ... | 22,028 | 644,164 | 85,877 | 46,495 | 622,116 | 7,011 | 47,510 | 512,263 | 76,678 | 702 | 41,331 | 1,706 | |

* 4 of these are for girls with 78 pupils.

† 1 of these is for girls with 68 pupils.

367

# A.—EDUCATION—

## (75a)—*Return of colleges, schools and scholars for Europeans* *continued.*

*in Madras Presidency for the official year* 1890-91.

| Class of institutions. | Public institutions. | | | | | | | | | | | | | | | | | | | | | | Remarks. |
|---|---|---|---|---|---|---|---|---|---|---|---|---|---|---|---|---|---|---|---|---|---|---|---|
| | Under public management. | | | | | | | | | | | | Under private management. | | | | | | | | | | |
| | Managed by Government. | | | | Managed by Local Fund and Municipal Boards. | | | | Maintained by Native States. | | | | Aided by Government or by Local Fund Municipal Boards. | | | | Unaided. | | | | Grand total of public institutions. | Grand total of scholars on the 31st March. | Number of scholars on the 31st March learning | | | Classification of scholars on the 31st March according to race or creed. | | | | | Number of girls in boys' schools. | Number of boys in girls' schools. | |
| | Number of institutions. | Number of scholars on the rolls on the 31st March. | Average number on the rolls monthly during the year. | Average daily attendance. | Number of institutions. | Number of scholars on the 31st March. | Average number on the rolls monthly during the year. | Average daily attendance. | Number of institutions. | Number of scholars on the 31st March. | Average number on the rolls monthly during the year. | Average daily attendance. | Number of institutions. | Number of scholars on the 31st March. | Average number on the rolls monthly during the year. | Average daily attendance. | Number of institutions. | Number of scholars on the rolls on the 31st March. | Average number on the rolls monthly during the year. | Average daily attendance. | | | English. | A classical language. | A vernacular language. | Europeans and Eurasians. | Native Christians. | Hindus. | Muhammadans. | Others. | | | |
| 1 | 2 | 3 | 4 | 5 | 6 | 7 | 8 | 9 | 10 | 11 | 12 | 13 | 14 | 15 | 16 | 17 | 18 | 19 | 20 | 21 | 22 | 23 | 24 | 25 | 26 | 27 | 28 | 29 | 30 | 31 | 32 | 33 | 34 |
| *Arts Colleges.* | | | | | | | | | | | | | | | | | | | | | | | | | | | | | | | | | |
| English ... ... ... ... ... ... | ... | ... | ... | ... | ... | ... | ... | ... | ... | ... | ... | ... | 2 | 40 | 31 | 25 | ... | ... | ... | ... | 2 | 40 | 40 | 24 | 12 | 19 | 3 | 16 | ... | 2 | 5 | ... | |
| Total ... | ... | ... | ... | ... | ... | ... | ... | ... | ... | ... | ... | ... | 2 | 40 | 31 | 25 | ... | ... | ... | ... | 2 | 40 | 40 | 24 | 12 | 19 | 3 | 16 | ... | 2 | 5 | ... | |
| *Secondary Schools.* | | | | | | | | | | | | | | | | | | | | | | | | | | | | | | | | | |
| For boys... { High schools ... ... ... | ... | ... | ... | ... | 1 | 59 | 75 | 62 | ... | ... | ... | ... | 7 | 1,407 | 1,317 | 1,182 | ... | ... | ... | ... | 8 | 1,466 | 1,466 | 685 | 1,129 | 1,006 | 286 | 123 | 27 | 24 | ... | ... | |
| For boys... { Middle English schools ... | 1 | 309 | 295 | 276 | ... | ... | ... | ... | ... | ... | ... | ... | 17 | 1,266 | 1,306 | 1,080 | ... | ... | ... | ... | 18 | 1,575 | 1,575 | ... | 461 | 1,436 | 111 | 26 | 2 | ... | 333 | ... | |
| For girls... { High schools ... ... ... | 1 | 66 | 66 | 57 | ... | ... | ... | ... | ... | ... | ... | ... | 18 | 1,437 | 1,399 | 1,252 | 1 | 152 | 150 | 137 | 20 | 1,655 | 1,651 | 179 | 451 | 1,534 | 78 | 31 | 1 | 11 | ... | 223 | |
| For girls... { Middle English schools ... | ... | ... | ... | ... | ... | ... | ... | ... | ... | ... | ... | ... | 24 | 1,322 | 1,304 | 1,093 | 2 | 51 | 55 | 35 | 26 | 1,373 | 1,373 | ... | 150 | 1,309 | 47 | 14 | ... | 3 | ... | 377 | |
| Total ... | 2 | 375 | 361 | 333 | 1 | 59 | 75 | 62 | ... | ... | ... | ... | 66 | 5,432 | 5,326 | 4,607 | 3 | 203 | 205 | 172 | 72 | 6,069 | 6,065 | 864 | 2,191 | 5,285 | 522 | 194 | 30 | 38 | 333 | 600 | |
| *Primary Schools.* | | | | | | | | | | | | | | | | | | | | | | | | | | | | | | | | | |
| For boys ... ... ... ... ... ... | ... | ... | ... | ... | ... | ... | ... | ... | ... | ... | ... | ... | 7 | 373 | 356 | 269 | 1 | 16 | 19 | 14 | 8 | 389 | 373 | ... | 34 | 383 | ... | ... | ... | 6 | 117 | ... | |
| For girls ... ... ... ... ... ... | ... | ... | ... | ... | ... | ... | ... | ... | ... | ... | ... | ... | 9 | 303 | 312 | 258 | ... | ... | ... | ... | 9 | 303 | 303 | ... | 22 | 296 | 4 | ... | ... | 3 | ... | 102 | |
| Total ... | ... | ... | ... | ... | ... | ... | ... | ... | ... | ... | ... | ... | 16 | 676 | 668 | 527 | 1 | 16 | 19 | 14 | 17 | 692 | 676 | ... | 56 | 679 | 4 | ... | ... | 9 | 117 | 102 | |
| *Schools for special instruction.* | | | | | | | | | | | | | | | | | | | | | | | | | | | | | | | | | |
| Training schools for masters ... ... | ... | ... | ... | ... | ... | ... | ... | ... | ... | ... | ... | ... | ... | ... | ... | ... | ... | ... | ... | ... | ... | ... | ... | ... | .. | ... | ... | ... | ... | ... | ... | ... | |
| Do. for mistresses ... ... | ... | ... | ... | ... | ... | ... | ... | ... | ... | ... | ... | ... | ... | ... | ... | ... | ... | ... | ... | ... | ... | ... | ... | ... | ... | ... | ... | ... | ... | ... | ... | ... | |
| Industrial schools ... ... ... ... | ... | .. | ... | ... | ... | ... | ... | ... | ... | ... | ... | ... | 2 | 138 | 85 | 76 | ... | ... | ... | ... | 2 | 138 | 138 | ... | ... | 138 | ... | ... | ... | ... | ... | ... | |
| Other schools ... ... ... ... ... | ... | ... | ... | ... | ... | ... | ... | ... | ... | ... | ... | ... | 1 | 68 | 65 | ... | ... | ... | ... | ... | 1 | 68 | 68 | 44 | 41 | 63 | 5 | ... | ... | ... | ... | ... | |
| Total ... | ... | ... | ... | ... | ... | ... | ... | ... | ... | ... | ... | ... | 3 | 206 | 150 | 76 | ... | ... | ... | ... | 3 | 206 | 206 | 44 | 41 | 201 | 5 | ... | ... | ... | ... | ... | |
| Total of colleges and schools of public instruction. | 2 | 375 | 361 | 333 | 1 | 59 | 75 | 62 | ... | ... | ... | ... | 87 | 6,354 | 6,175 | 5,235 | 4 | 219 | 224 | 186 | 94 | 7,007 | 6,987 | 932 | 2,300 | 6,184 | 534 | 210 | 30 | 49 | 455 | 702 | |

# A.—EDUCATION—

## (76)—*Return of expenditure on public instruction in the Madras Presidency for the official year* 1890-91.

| Objects of expenditure. | Public institutions. | | | | | | | | | | | |
|---|---|---|---|---|---|---|---|---|---|---|---|---|
| | Under public management. | | | | | | | | | | | |
| | Managed by Government. | | | | | | | Managed by Local Fund and Municipal Boards. | | | | |
| | Provincial revenues. | Local funds. | Municipal funds. | Fees. | Subscriptions. | Endowments and other sources. | Total. | Provincial revenues. | Local funds. | Municipal funds. | Fees. | |
| 1 | 2 | 3 | 4 | 5 | 6 | 7 | 8 | 9 | 10 | 11 | 12 | |
| | Rs. | Rs. | Rs. | Rs. | Rs. | Rs. | Rs. | Rs. | Rs. | Rs. | Rs. | |
| University education. — *Arts colleges*— English | 1,72,514 | ... | ... | 45,117 | ... | (a)2,009 | 2,19,640 | 4,535 | ... | 1,658 | 6,474 | |
| Oriental | ... | ... | ... | ... | ... | ... | ... | ... | ... | ... | ... | |
| *Colleges or departments of colleges for professional training*— Law | ... | ... | ... | (b)18,036 | ... | ... | 18,036 | ... | ... | ... | ... | |
| Medicine | 57,721 | ... | ... | 18,994 | ... | ... | 76,715 | ... | ... | ... | ... | |
| Engineering | 12,995 | ... | ... | 2,177 | ... | (c)30 | 15,202 | ... | ... | ... | ... | |
| Teaching | 8,723 | ... | ... | ... | ... | 31 | 8,754 | ... | ... | ... | ... | |
| Agriculture | 18,109 | ... | ... | 276 | ... | 2,348 | 20,733 | ... | ... | ... | ... | |
| Total ... | 2,70,062 | ... | ... | 84,600 | ... | 4,418 | 3,59,080 | 4,535 | ... | 1,658 | 6,474 | |
| School education, general. — *Secondary schools*— For boys... High schools | 15,475 | ... | ... | 12,682 | ... | 1,702 | 29,859 | 27,393 | 4,228 | 4,928 | 67,470 | |
| For boys... Middle schools, English | (d)34,783 | ... | ... | (e)2,461 | ... | (f)64,941 | 1,02,185 | 17,898 | 21,903 | 6,491 | 59,981 | |
| For boys... Middle schools, Vernacular. | 7,157 | ... | ... | ... | ... | ... | 7,157 | 864 | 1,007 | 94 | 622 | |
| For girls... High schools | (g)19,606 | ... | ... | 1,105 | (h)600 | (h)1,226 | 22,537 | ... | ... | ... | ... | |
| For girls... Middle schools, English | ... | ... | ... | ... | ... | ... | ... | ... | ... | ... | ... | |
| For girls... Middle schools, Vernacular. | 20,736 | ... | ... | 1,152 | (k)51 | 12 | 21,951 | 2,669 | 1,383 | 2,687 | 45 | |
| Total ... | 97,757 | ... | ... | 17,400 | 651 | 67,881 | 1,83,689 | 48,824 | 28,521 | 14,200 | 1,23,118 | |
| *Primary schools*— For boys | 12,167 | ... | ... | (j)579 | ... | 2,547 | 15,293 | 42,056 | 2,56,351 | 34,633 | 83,829 | |
| For girls | 15,564 | ... | ... | 389 | ... | 132 | 16,085 | 3,792 | 8,603 | 2,907 | 109 | |
| Total ... | 27,731 | ... | ... | 968 | ... | 2,679 | 31,378 | 45,848 | 2,64,954 | 37,540 | 83,938 | |
| School education, special. — *Schools for special instruction*— Training schools for masters | 25,501 | ... | ... | ... | ... | 291 | 25,792 | 36,348 | 58,907 | 4,059 | ... | |
| Do. do. for mistresses | 14,275 | ... | ... | ... | ... | 30 | 14,305 | 1,199 | 491 | ... | ... | |
| Schools of Art | 27,998 | ... | 410 | 1,321 | ... | 3,214 | 37,943 | ... | ... | ... | ... | |
| Law schools | ... | ... | ... | ... | ... | ... | ... | ... | ... | ... | ... | |
| Medical schools | 45,391 | 6,090 | 3,189 | 2,963 | ... | ... | 57,633 | ... | 1,512 | 1,100 | ... | |
| Engineering and Surveying schools | 32,335 | ... | ... | 5,881 | ... | (i)153 | 38,369 | ... | ... | ... | ... | |
| Industrial schools | 629 | ... | ... | ... | ... | 60 | 689 | 401 | 812 | 1,603 | 14 | |
| Other schools | 20,268 | ... | ... | ... | ... | 3,124 | 23,392 | ... | ... | ... | ... | |
| Total ... | 1,66,397 | 6,090 | 3,599 | 10,170 | ... | 11,872 | 1,98,128 | 37,948 | 61,722 | 6,762 | 14 | |
| *Buildings* | (m)40,199 | ... | ... | ... | ... | ... | 40,199 | 10,857 | 34,358 | 7,356 | ... | |
| *Furniture and apparatus* (special grants only) | ... | ... | ... | ... | ... | ... | ... | 2,790 | ... | ... | ... | |
| Total ... | 40,199 | ... | ... | ... | ... | ... | 40,199 | 13,647 | 34,358 | 7,356 | ... | |
| *University* | ... | ... | ... | ... | ... | ... | ... | ... | ... | ... | ... | |
| *Direction* | ... | ... | ... | ... | ... | ... | ... | ... | ... | ... | ... | |
| *Inspection* | ... | ... | ... | ... | ... | ... | ... | ... | ... | ... | ... | |
| Scholarships held in — Arts colleges | ... | ... | ... | ... | ... | ... | ... | ... | ... | ... | ... | |
| Professional colleges | ... | ... | ... | ... | ... | ... | ... | ... | ... | ... | ... | |
| Secondary schools | ... | ... | ... | ... | ... | ... | ... | ... | ... | ... | ... | |
| Primary schools | ... | ... | ... | ... | ... | ... | ... | ... | ... | ... | ... | |
| Special schools other than Training schools | ... | ... | ... | ... | ... | ... | ... | ... | ... | ... | ... | |
| *Miscellaneous* | ... | ... | ... | ... | ... | ... | ... | ... | ... | ... | ... | |
| Total ... | ... | ... | ... | ... | ... | ... | ... | ... | ... | ... | ... | |
| Total expenditure on public instruction ... | 6,02,146 | 6,090 | 3,599 | 1,13,138 | 651 | 86,850 | 8,12,474 | (n)1,50,802 | 3,89,555 | 67,516 | 2,18,544 | |

| Objects of expenditure. | Under private management. | | | | | | | | | | | | | | | | | | | | | | | |
|---|---|---|---|---|---|---|---|---|---|---|---|---|---|---|---|---|---|---|---|---|---|---|---|---|
| | Municipal Boards. | | | Maintained by Native States. | | | | | | | Aided by Government or by Local Fund or Municipal Boards. | | | | | | | | | | | | | |
| | Subscriptions. | Endowments and other sources. | Total. | Native State revenues. | Local funds in Native States. | Municipal funds raised in Native States. | Fees. | Subscriptions. | Endowments and other sources. | Total. | Provincial revenues. | Local funds. | Municipal funds. | Fees. | Subscriptions. | Endowments and other sources. | Total. | | | | | | | |
| 1 | 13 | 14 | 15 | 16 | 17 | 18 | 19 | 20 | 21 | 22 | 23 | 24 | 25 | 26 | 27 | 28 | 29 | | | | | | | |
| University education. — *Arts colleges*— English | Rs. | Rs. | Rs. | Rs. | Rs. | Rs. | Rs. | Rs. | Rs. | Rs. | Rs. | Rs. | Rs. | Rs. | Rs. | Rs. | Rs. | | | | | | | |
| Oriental | ... | 75 | 12,742 | ... | ... | ... | ... | ... | ... | ... | 78,572 | ... | ... | 1,14,181 | 13,772 | 82,704 | 2,89,229 | | | | | | | |
| *Colleges or departments of colleges for professional training*— Law | ... | ... | ... | ... | ... | ... | ... | ... | ... | ... | ... | ... | ... | ... | ... | ... | ... | | | | | | | |
| Medicine | ... | ... | ... | ... | ... | ... | ... | ... | ... | ... | ... | ... | ... | ... | ... | ... | ... | | | | | | | |
| Engineering | ... | ... | ... | ... | ... | ... | ... | ... | ... | ... | ... | ... | ... | ... | ... | ... | ... | | | | | | | |
| Teaching | ... | ... | ... | ... | ... | ... | ... | ... | ... | ... | ... | ... | ... | ... | ... | ... | ... | | | | | | | |
| Agriculture | ... | ... | ... | ... | ... | ... | ... | ... | ... | ... | ... | ... | ... | ... | ... | ... | ... | | | | | | | |
| Total ... | ... | 75 | 12,742 | ... | ... | ... | ... | ... | ... | ... | 78,572 | ... | ... | 1,14,181 | 13,772 | 82,704 | 2,89,229 | | | | | | | |
| School education, general. — *Secondary schools*— For boys... High schools | 5,506 | 1,752 | 1,11,277 | ... | ... | ... | ... | ... | ... | ... | 55,135 | 667 | 17,327 | 3,06,257 | 12,033 | 1,14,933 | 5,06,352 | | | | | | | |
| For boys... Middle schools, English | 410 | 628 | 1,07,311 | ... | ... | ... | ... | ... | ... | ... | 49,383 | 5,622 | 14,839 | 1,14,438 | 13,100 | 67,469 | 2,64,840 | | | | | | | |
| For boys... Middle schools, Vernacular. | ... | ... | 2,587 | ... | ... | ... | ... | ... | ... | ... | 1,613 | 555 | 78 | 512 | 911 | 792 | 4,461 | | | | | | | |
| For girls... High schools | ... | ... | ... | ... | ... | ... | ... | ... | ... | ... | 27,610 | ... | 13 | 23,374 | 3,190 | 47,869 | 1,02,056 | | | | | | | |
| For girls... Middle schools, English | ... | ... | ... | ... | ... | ... | ... | ... | ... | ... | 32,791 | 217 | 885 | 17,627 | 15,622 | 51,903 | 1,19,135 | | | | | | | |
| For girls... Middle schools, Vernacular. | ... | ... | 6,784 | ... | ... | ... | ... | ... | ... | ... | 38,685 | ... | 923 | 4,489 | 4,177 | 50,486 | 98,760 | | | | | | | |
| Total ... | 5,916 | 2,380 | 2,27,959 | ... | ... | ... | ... | ... | ... | ... | 2,05,217 | 7,041 | 34,065 | 4,66,697 | 49,042 | 3,33,542 | 10,95,604 | | | | | | | |
| *Primary schools*— For boys | 151 | 3,174 | 4,20,194 | ... | ... | ... | ... | ... | ... | ... | 57,674 | 2,10,590 | 63,290 | 3,15,541 | 9,587 | 1,75,110 | 8,31,792 | | | | | | | |
| For girls | ... | 52 | 15,463 | ... | ... | ... | ... | ... | ... | ... | 37,085 | 313 | 430 | 6,941 | 13,470 | 52,124 | 1,10,363 | | | | | | | |
| Total ... | 151 | 3,226 | 4,35,657 | ... | ... | ... | ... | ... | ... | ... | 94,759 | 2,10,903 | 63,720 | 3,22,482 | 23,057 | 2,27,234 | 9,42,155 | | | | | | | |
| School education, special. — *Schools for special instruction*— Training schools for masters | ... | ... | ... | ... | ... | ... | ... | ... | ... | ... | ... | ... | ... | ... | ... | ... | ... | | | | | | | |
| Do. do. for mistresses | ... | 1,442 | 1,00,756 | ... | ... | ... | ... | ... | ... | ... | 10,230 | ... | ... | ... | ... | 11,343 | 21,573 | | | | | | | |
| Schools of Art | ... | 1,235 | 2,925 | ... | ... | ... | ... | ... | ... | ... | 11,583 | ... | ... | ... | 2,194 | 15,149 | 28,926 | | | | | | | |
| Law schools | ... | ... | ... | ... | ... | ... | ... | ... | ... | ... | ... | ... | ... | ... | ... | ... | ... | | | | | | | |
| Medical schools | ... | 2,717 | 5,329 | ... | ... | ... | ... | ... | ... | ... | ... | ... | ... | ... | ... | ... | ... | | | | | | | |
| Engineering and Surveying schools | ... | ... | ... | ... | ... | ... | ... | ... | ... | ... | ... | ... | ... | ... | ... | ... | ... | | | | | | | |
| Industrial schools | ... | 123 | 2,953 | ... | ... | ... | ... | ... | ... | ... | 9,783 | 79 | ... | 8,011 | 12,116 | 29,535 | 59,524 | | | | | | | |
| Other schools | ... | ... | ... | ... | ... | ... | ... | ... | ... | ... | 1,513 | ... | ... | 4,356 | 17 | 3,509 | 9,395 | | | | | | | |
| Total ... | ... | 5,517 | 1,11,963 | ... | ... | ... | ... | ... | ... | ... | 33,109 | 79 | ... | 12,367 | 14,327 | 59,536 | 1,19,418 | | | | | | | |
| *Buildings* | ... | ... | 52,571 | ... | ... | ... | ... | ... | ... | ... | 54,439 | 497 | 18 | ... | 3,414 | 1,16,763 | 1,75,131 | | | | | | | |
| *Furniture and apparatus* (special grants only) | ... | ... | 2,790 | ... | ... | ... | ... | ... | ... | ... | 13,735 | ... | 1,387 | ... | ... | ... | 15,122 | | | | | | | |
| Total ... | ... | ... | 55,361 | ... | ... | ... | ... | ... | ... | ... | 68,174 | 497 | 1,405 | ... | 3,414 | 1,16,763 | 1,90,253 | | | | | | | |
| *University* | ... | ... | ... | ... | ... | ... | ... | ... | ... | ... | ... | ... | ... | ... | ... | ... | ... | | | | | | | |
| *Direction* | ... | ... | ... | ... | ... | ... | ... | ... | ... | ... | ... | ... | ... | ... | ... | ... | ... | | | | | | | |
| *Inspection* | ... | ... | ... | ... | ... | ... | ... | ... | ... | ... | ... | ... | ... | ... | ... | ... | ... | | | | | | | |
| Scholarships held in — Arts colleges | ... | ... | ... | ... | ... | ... | ... | ... | ... | ... | ... | ... | ... | ... | ... | ... | ... | | | | | | | |
| Professional colleges | ... | ... | ... | ... | ... | ... | ... | ... | ... | ... | ... | ... | ... | ... | ... | ... | ... | | | | | | | |
| Secondary schools | ... | ... | ... | ... | ... | ... | ... | ... | ... | ... | ... | ... | ... | ... | ... | ... | ... | | | | | | | |
| Primary schools | ... | ... | ... | ... | ... | ... | ... | ... | ... | ... | ... | ... | ... | ... | ... | ... | ... | | | | | | | |
| Special schools other than Training schools | ... | ... | ... | ... | ... | ... | ... | ... | ... | ... | ... | ... | ... | ... | ... | ... | ... | | | | | | | |
| *Miscellaneous* | ... | ... | ... | ... | ... | ... | ... | ... | ... | ... | ... | ... | ... | ... | ... | ... | ... | | | | | | | |
| Total ... | ... | ... | ... | ... | ... | ... | ... | ... | ... | ... | ... | ... | ... | ... | ... | ... | ... | | | | | | | |
| Total expenditure on public instruction ... | 6,067 | 11,198 | 8,43,682 | ... | ... | ... | ... | ... | ... | ... | (o)4,79,831 | 2,18,520 | 99,190 | 9,15,727 | 1,03,612 | 8,19,779 | 26,36,659 | | | | | | | |

(a) Non-departmental, Rs. 723.
(b) Surplus fees, Rs. 10,264.
(c) Non-departmental, Rs. 24.
(d) Rs. 31,680, grant to Lawrence Asylum, Male Branch.
(e) Rs. 2,155 fees, Lawrence Asylum.
(f) Rs. 64,939, Lawrence Asylum receipts.
(g) Rs. 16,320, grant to Lawrence Asylum, Female Branch.
(h) Lawrence Asylum receipts.
(i) Rs. 182 not credited to Government.
(k) Non-departmental receipts.
(l) Non-departmental, Rs. 78.
(m) Met from Public Works Department funds.
(n) Includes Rs. 8,051, net cost of the Palghat College and the Cuddapah and Kurnool High schools.

(o) Includes Rs. 3,854, grant to Orphanages paid not through the Department.

## A.—EDUCATION—*continued.*

(76)—*Return of expenditure on public instruction in the Madras Presidency for the official year* 1890-91—continued.

| Objects of expenditure. | Public institutions—*cont.* | | | | Total expenditure from | | | | | Grand Total. |
|---|---|---|---|---|---|---|---|---|---|---|
| | Under private management—*cont.* | | | | | | | | | |
| | Unaided. | | | | | | | | | |
| | Fees. | Subscriptions. | Endowments and other sources. | Total. | Provincial revenues. | Local funds. | Municipal funds. | Fees. | All other sources. | |
| | 30 | 31 | 32 | 33 | 34 | 35 | 36 | 37 | 38 | 39 |
| | Rs. | Rs. | Rs. | Rs. | Rs. | Rs. | Rs. | Rs. | Rs. | Rs. |
| University education. — *Arts colleges*— English | 7,965 | ... | 15,306 | 23,271 | 2,55,621 | ... | 1,658 | 1,73,737 | 1,13,866 | 5,44,882 |
| Oriental | ... | ... | ... | ... | ... | ... | ... | ... | ... | ... |
| *Colleges or departments of colleges for professional training*— Law | ... | ... | ... | ... | ... | ... | ... | 18,036 | ... | 18,036 |
| Medicine | ... | ... | ... | ... | 57,721 | ... | ... | 18,994 | ... | 76,715 |
| Engineering | ... | ... | ... | ... | 12,995 | ... | ... | 2,177 | 30 | 15,202 |
| Teaching | ... | ... | ... | ... | 8,723 | ... | ... | ... | 31 | 8,754 |
| Agriculture | ... | ... | ... | ... | 18,109 | ... | ... | 276 | 2,348 | 20,733 |
| Total ... | 7,965 | ... | 15,306 | 23,271 | 3,53,169 | ... | 1,658 | 2,13,220 | 1,16,275 | 6,84,322 |
| School education, general. — *Secondary schools*— For boys... High schools | 75,069 | 6,862 | 20,839 | 1,02,770 | 98,003 | 4,895 | 22,255 | 4,61,478 | 1,63,627 | 7,50,258 |
| For boys... Middle schools. English | 37,627 | 2,008 | 4,422 | 44,057 | 1,02,064 | 27,505 | 21,330 | 2,14,507 | 1,52,987 | 5,18,393 |
| For boys... Middle schools. Vernacular. | 133 | ... | 273 | 406 | 9,634 | 1,562 | 172 | 1,267 | 1,976 | 14,611 |
| For girls... High schools | ... | ... | 3,922 | 3,922 | 47,216 | ... | 13 | 24,479 | 56,807 | 1,28,515 |
| For girls... Middle schools. English | 184 | 924 | 1,704 | 2,812 | 32,791 | 217 | 885 | 17,811 | 70,243 | 1,21,947 |
| For girls... Middle schools. Vernacular. | 33 | 221 | 1,323 | 1,577 | 62,090 | 1,383 | 3,610 | 5,719 | 56,270 | 1,29,072 |
| Total ... | 1,13,046 | 10,015 | 32,483 | 1,55,544 | 3,51,798 | 35,562 | 48,265 | 7,25,261 | 5,01,910 | 16,62,796 |
| *Primary schools*— For boys | 1,66,896 | 6,379 | 69,541 | 2,42,816 | 1,11,897 | 4,66,941 | 97,923 | 5,66,845 | 2,66,489 | 15,10,095 |
| For girls | 1,269 | 2,413 | 4,338 | 8,020 | 56,441 | 8,916 | 3,337 | 8,708 | 72,529 | 1,49,931 |
| Total ... | 1,68,165 | 8,792 | 73,879 | 2,50,836 | 1,68,338 | 4,75,857 | 1,01,260 | 5,75,553 | 3,39,018 | 16,60,026 |
| School education, special. — *Schools for special instruction*— Training schools for masters | ... | ... | ... | ... | 72,079 | 58,907 | 4,059 | ... | 13,076 | 1,48,121 |
| Do. do. for mistresses | ... | ... | ... | ... | 27,057 | 491 | ... | ... | 18,608 | 46,156 |
| Schools of Art | ... | ... | ... | ... | 27,998 | ... | 410 | 1,321 | 8,214 | 37,943 |
| Law schools | ... | ... | ... | ... | ... | ... | ... | ... | ... | ... |
| Medical schools | ... | ... | ... | ... | 45,391 | 7,602 | 4,289 | 2,968 | 2,717 | 62,967 |
| Engineering and Surveying schools. | ... | ... | ... | ... | 32,535 | ... | ... | 5,881 | 153 | 38,569 |
| Industrial schools | ... | ... | ... | ... | 10,813 | 891 | 1,603 | 8,025 | 41,834 | 63,166 |
| Other schools | ... | ... | ... | ... | 21,781 | ... | ... | 4,356 | 6,650 | 32,787 |
| Total ... | ... | ... | ... | ... | 2,37,454 | 67,891 | 10,361 | 22,551 | 91,252 | 4,29,509 |
| *Buildings* | ... | 18 | 321 | 339 | 1,05,495 | 34,855 | 7,374 | ... | 1,20,516 | 2,68,240 |
| *Furniture and apparatus* (special grants only) | ... | ... | ... | ... | 16,525 | ... | 1,387 | ... | ... | 17,912 |
| Total ... | ... | 18 | 321 | 339 | 1,22,020 | 34,855 | 8,761 | ... | 1,20,516 | 2,86,152 |
| *University* | ... | ... | ... | ... | ... | ... | ... | (a)1,33,872 | 20,731 | 1,54,603 |
| *Direction* | ... | ... | ... | ... | 53,391 | ... | ... | ... | ... | 53,391 |
| *Inspection* | ... | ... | ... | ... | 2,64,590 | 78,447 | 9,477 | ... | ... | 3,52,514 |
| Scholarships held in — Arts colleges | ... | ... | ... | ... | 10,446 | ... | ... | ... | 13,823 | 24,269 |
| Professional colleges | ... | ... | ... | ... | 4,966 | ... | ... | ... | 2,219 | 7,185 |
| Secondary schools | ... | ... | ... | ... | 3,075 | 119 | ... | ... | 2,476 | 5,670 |
| Primary schools | ... | ... | ... | ... | 210 | 54 | ... | ... | 28 | 292 |
| Special schools other than Training schools | ... | ... | ... | ... | 17,579 | 1,374 | 333 | ... | 3,299 | 23,087 |
| *Miscellaneous* | ... | ... | ... | ... | 6,354 | 14,010 | 3,465 | 82,349 | 61,486 | (b)1,67,664 |
| Total ... | ... | ... | ... | ... | 3,60,611 | 94,504 | 13,277 | 2,16,221 | 1,04,062 | 7,88,675 |
| Total expenditure on public instruction ... | 2,89,176 | 18,825 | 1,21,989 | 4,29,990 | 15,93,390 | 7,08,669 | 1,83,582 | 17,52,806 | 12,73,033 | 55,11,480 |

| | Rs. | Rs. |
|---|---|---|
| NOTE.—Total of columns 2, 9 and 23 | | 12,32,779 |
| Indirect charges—Direction, Inspection, Scholarship, Furniture Grants and Miscellaneous | | 3,60,611 |
| | | 15,93,390 |
| *Deduct*—Medical College and Schools | 1,09,131 | |
| Grant to Lawrence Asylum | 48,000 | |
| Grants to Orphanages not paid through the Department | 3,854 | |
| Expenditure by the Department of Public Works | 40,199 | |
| | | 2,01,184 |
| | | 13,92,206 |
| *Add*—Charges met from Municipal contributions | 410 | |
| Do. from fees (1,13,133—13,894—2,963—182—2,155) | 88,839 | |
| Do. from Subscriptions, Endowments and other Sources (651 + 86,850 + 18,545—723—24—78—64,939—600—51—1,226) | 38,405 | |
| | | 1,27,654 |
| Gross charges ... | | 15,19,860 |

(a) Surplus fees, Rs. 33,294.
(b) Includes Rs. 1,23,706 expenditure on private schools (Rs. 78,875 from fees, Rs. 16,069 from subscriptions and Rs. 30,762 from other sources).



## A.—EDUCATION—*continued.*

(76a)—*Return of expenditure on European schools in the Madras Presidency for the official year* 1890-91.

| Objects of expenditure. | Managed by Government. | | | | | | Managed by Local Fund and Municipal Boards. | | | | | | Managed by Native States. | | | | | | Total. |
|---|---|---|---|---|---|---|---|---|---|---|---|---|---|---|---|---|---|---|---|
| | Provincial revenues. | Local funds. | Municipal funds. | Fees. | Subscriptions. | Total. | Provincial revenues. | Local funds. | Municipal funds. | Fees. | Subscriptions. | Total. | Provincial revenues. | Local funds. | Municipal funds. | Fees. | Subscriptions. | Total. | |
| | 1 | 2 | 3 | 4 | 5 | 6 | 7 | 8 | 9 | 10 | 11 | 12 | 13 | 14 | 15 | 16 | 17 | 18 | 19 |
| | Rs. | Rs. | Rs. | Rs. | Rs. | Rs. | Rs. | Rs. | Rs. | Rs. | Rs. | Rs. | Rs. | Rs. | Rs. | Rs. | Rs. | Rs. | Rs. |
| University education. — *Arts colleges*— English | ... | ... | ... | ... | ... | ... | ... | ... | ... | ... | ... | ... | ... | ... | ... | ... | ... | ... | ... |
| Oriental | ... | ... | ... | ... | ... | ... | ... | ... | ... | ... | ... | ... | ... | ... | ... | ... | ... | ... | ... |
| Total ... | ... | ... | ... | ... | ... | ... | ... | ... | ... | ... | ... | ... | ... | ... | ... | ... | ... | ... | ... |
| School education, general. — *Secondary schools*— For boys... High schools | 51,080 | ... | ... | 2,155 | ... | 53,235 | 3,028 | ... | ... | 2,450 | ... | 5,478 | ... | 1,110 | 1,110 | ... | ... | ... | 59,823 |
| For boys... Middle schools. English | 10,320 | ... | ... | ... | 600 | 10,920 | ... | ... | 174 | ... | ... | 174 | ... | ... | ... | ... | ... | ... | 11,094 |
| For boys... Middle schools. Vernacular. | ... | ... | ... | ... | ... | ... | ... | ... | ... | ... | ... | ... | ... | ... | ... | ... | ... | ... | ... |
| For girls... High schools | 48,000 | ... | ... | ... | ... | 48,000 | ... | ... | ... | ... | ... | ... | ... | ... | ... | ... | ... | ... | 48,000 |
| For girls... Middle schools. English | ... | ... | ... | ... | ... | ... | ... | ... | ... | ... | ... | ... | ... | ... | ... | ... | ... | ... | ... |
| For girls... Middle schools. Vernacular. | ... | ... | ... | ... | ... | ... | ... | ... | ... | ... | ... | ... | ... | ... | ... | ... | ... | ... | ... |
| Total ... | 1,09,400 | ... | ... | 2,155 | 600 | 1,12,155 | 3,028 | ... | 174 | 2,450 | ... | 5,652 | ... | 1,110 | 1,110 | ... | ... | ... | 1,18,917 |
| *Primary schools*— For boys | ... | ... | ... | ... | ... | ... | ... | ... | ... | ... | ... | ... | ... | ... | ... | ... | ... | ... | ... |
| For girls | ... | ... | ... | ... | ... | ... | ... | ... | ... | ... | ... | ... | ... | ... | ... | ... | ... | ... | ... |
| Total ... | ... | ... | ... | ... | ... | ... | ... | ... | ... | ... | ... | ... | ... | ... | ... | ... | ... | ... | ... |
| School education, special. — *Schools for special instruction*— Industrial schools | ... | ... | ... | ... | ... | ... | ... | ... | ... | ... | ... | ... | ... | ... | ... | ... | ... | ... | ... |
| Other schools | ... | ... | ... | ... | ... | ... | ... | ... | ... | ... | ... | ... | ... | ... | ... | ... | ... | ... | ... |
| Total ... | ... | ... | ... | ... | ... | ... | ... | ... | ... | ... | ... | ... | ... | ... | ... | ... | ... | ... | ... |
| *Buildings* | ... | ... | ... | ... | ... | ... | ... | ... | ... | ... | ... | ... | ... | ... | ... | ... | ... | ... | ... |
| *Furniture and apparatus* (special grants only) | ... | ... | ... | 2,155 | 600 | 2,755 | ... | 68,774 | ... | ... | ... | 68,774 | ... | 64,939 | 64,939 | ... | ... | ... | 1,36,468 |
| Total ... | ... | ... | ... | 2,155 | 600 | 2,755 | ... | 68,774 | ... | ... | ... | 68,774 | ... | 64,939 | 64,939 | ... | ... | ... | 1,36,468 |
| Total expenditure on European schools ... | 1,09,400 | ... | ... | 2,155 | 600 | 1,12,155 | 3,028 | 68,774 | 174 | 2,450 | ... | 74,426 | ... | 66,049 | 66,049 | ... | ... | ... | 2,52,630 |

(76a)—*Return of expenditure on European schools in the Madras Presidency for the official year* 1890-91—continued.

| Objects of expenditure. | Public institutions—*continued.* | | | | | | | | | | | Total expenditure from | | | | | Grand Total. |
|---|---|---|---|---|---|---|---|---|---|---|---|---|---|---|---|---|---|
| | Under private management. | | | | | | | | | | | | | | | | |
| | Aided by Government or by Local Fund or Municipal Boards. | | | | | | | Unaided. | | | | | | | | | |
| | Provincial revenues. | Local funds. | Municipal funds. | Fees. | Subscriptions. | Endowments and other sources. | Total. | Fees. | Subscriptions. | Endowments and other sources. | Total. | Provincial revenues. | Local funds. | Municipal funds. | Fees. | All other sources. | |
| | 23 | 24 | 25 | 26 | 27 | 28 | 29 | 30 | 31 | 32 | 33 | 34 | 35 | 36 | 37 | 38 | 39 |
| | Rs. | Rs. | Rs. | Rs. | Rs. | Rs. | Rs. | Rs. | Rs. | Rs. | Rs. | Rs. | Rs. | Rs. | Rs. | Rs. | Rs. |
| University education. *Arts colleges*— English | 2,010 | ... | ... | 1,993 | 150 | 8,519 | 12,672 | ... | ... | ... | ... | 2,010 | ... | ... | 1,993 | 8,669 | 12,672 |
| Oriental | ... | ... | ... | ... | ... | ... | ... | ... | ... | ... | ... | ... | ... | ... | ... | ... | ... |
| Total | 2,010 | ... | ... | 1,993 | 150 | 8,519 | 12,672 | ... | ... | ... | ... | 2,010 | ... | ... | 1,993 | 8,669 | 12,672 |
| School education, general. *Secondary schools*— For boys. High schools | 12,113 | ... | ... | 24,010 | 1,370 | 31,048 | 68,541 | ... | ... | ... | ... | 15,141 | ... | 174 | 26,460 | 33,528 | 75,303 |
| For boys. Middle schools, English | 13,201 | ... | ... | 5,436 | 4,785 | 37,674 | 61,096 | ... | ... | ... | ... | 44,881 | ... | ... | 7,591 | 1,07,398 | 1,59,870 |
| For girls. High schools | 19,501 | ... | ... | 17,499 | 367 | 39,226 | 76,593 | ... | ... | 3,922 | 3,922 | 35,821 | ... | ... | 17,499 | 45,341 | 98,661 |
| For girls. Middle schools, English | 13,826 | ... | ... | 10,342 | 4,708 | 26,111 | 54,687 | 184 | 924 | 227 | 1,335 | 13,826 | ... | ... | 10,526 | 31,970 | 56,322 |
| Total | 58,641 | ... | ... | 57,287 | 11,230 | 1,34,059 | 2,61,217 | 184 | 924 | 4,149 | 5,257 | 1,09,669 | ... | 174 | 62,076 | 2,18,237 | 3,90,156 |
| *Primary schools*— For boys | 2,121 | ... | 250 | 322 | 984 | 1,983 | 5,660 | 114 | ... | 336 | 450 | 2,121 | ... | 250 | 436 | 3,303 | 6,110 |
| For girls | 1,445 | ... | ... | 941 | 1,067 | 4,201 | 7,654 | ... | ... | ... | ... | 1,445 | ... | ... | 941 | 5,268 | 7,654 |
| Total | 3,566 | ... | 250 | 1,263 | 2,051 | 6,184 | 13,314 | 114 | ... | 336 | 450 | 3,566 | ... | 250 | 1,377 | 8,571 | 13,764 |
| School education, special. *Schools for special instruction*— Industrial schools | 2,786 | ... | ... | ... | 2,344 | 10,538 | 15,668 | ... | ... | ... | ... | 2,786 | ... | ... | ... | 12,882 | 15,668 |
| Other schools | 600 | ... | ... | 1,264 | ... | 376 | 2,240 | ... | ... | ... | ... | 600 | ... | ... | 1,264 | 376 | 2,240 |
| Total | 3,386 | ... | ... | 1,264 | 2,344 | 10,914 | 17,908 | ... | ... | ... | ... | 3,386 | ... | ... | 1,264 | 13,258 | 17,908 |
| *Buildings* | 4,278 | ... | ... | ... | ... | ... | 4,278 | ... | ... | ... | ... | 4,278 | ... | ... | ... | ... | 4,278 |
| *Furniture and apparatus* (special grants only) | 3,209 | ... | ... | ... | ... | ... | 3,209 | ... | ... | ... | ... | 3,209 | ... | ... | ... | ... | 3,209 |
| Total | 7,487 | ... | ... | ... | ... | ... | 7,487 | ... | ... | ... | ... | 7,487 | ... | ... | ... | ... | 7,487 |
| Total expenditure on European schools | 75,090 | ... | 250 | 61,807 | 15,775 | 1,59,676 | 3,12,598 | 298 | 924 | 4,485 | 5,707 | 1,26,118 | ... | 424 | 66,710 | 2,48,735 | 4,41,987 |



(77)—*Return of the stages of instruction of pupils in public schools for general education in the Madras Presidency at the end of the official year* 1890-91.

| Class of schools. | | | Number of schools. | Number of pupils on the rolls on the 31st March. | High stage. Comprising all pupils who have passed beyond the Lower Secondary (Middle) stage, but have not passed the Matriculation examination. | | | Middle stage. Comprising all pupils who have passed beyond the Upper Primary stage, but have not passed beyond the Lower Secondary (Middle) stage. | | | Upper Primary stage. Comprising all pupils who have passed beyond the Lower Primary stage, but have not passed beyond the Upper Primary stage. | | | Lower Primary stage. Comprising all pupils who have not passed beyond the Lower Primary stage. | | | | | | Total. | | |
|---|---|---|---|---|---|---|---|---|---|---|---|---|---|---|---|---|---|---|---|---|---|---|
| | | | | | | | | | | | | | | | Reading printed books. | | | Not reading printed books. | | | | | |
| | | | | | 1 | | | 2 | | | 3 | | | 4 | | | 5 | | | | | |
| | | | | | Boys. | Girls. | Total. | Boys. | Girls. | Total. | Boys. | Girls. | Total. | Boys. | Girls. | Total. | Boys. | Girls. | Total. | Boys. | Girls. | Total. |
| *Secondary schools*— For boys | Government | English | 7 | 1,094 | 267 | ... | 267 | 353 | ... | 353 | 121 | ... | 121 | 333 | ... | 333 | 20 | ... | 20 | 1,094 | ... | 1,094 |
| | | Vernacular | 23 | 960 | ... | ... | ... | 75 | ... | 75 | 89 | ... | 89 | 457 | 7 | 464 | 314 | 18 | 332 | 935 | 25 | 960 |
| | Local Fund | English | 88 | 5,816 | 294 | ... | 294 | 2,729 | 7 | 2,736 | 1,103 | 24 | 1,127 | 1,451 | 90 | 1,541 | 85 | 33 | 118 | 5,662 | 154 | 5,816 |
| | | Vernacular | 9 | 482 | ... | ... | ... | 56 | 1 | 57 | 53 | 4 | 57 | 241 | 59 | 300 | 48 | 20 | 68 | 398 | 84 | 482 |
| | Municipal | English | 22 | 1,990 | 476 | ... | 476 | 1,177 | ... | 1,177 | 169 | ... | 169 | 168 | ... | 168 | ... | ... | ... | 1,990 | ... | 1,990 |
| | | Vernacular | 3 | 177 | ... | ... | ... | 10 | ... | 10 | 22 | ... | 22 | 76 | 21 | 97 | 36 | 12 | 48 | 144 | 33 | 177 |
| | Native States | English | ... | ... | ... | ... | ... | ... | ... | ... | ... | ... | ... | ... | ... | ... | ... | ... | ... | ... | ... | ... |
| | | Vernacular | ... | ... | ... | ... | ... | ... | ... | ... | ... | ... | ... | ... | ... | ... | ... | ... | ... | ... | ... | ... |
| | Aided | English | 293 | 29,680 | 5,041 | ... | 5,041 | 12,485 | 81 | 12,566 | 3,433 | 64 | 3,497 | 7,660 | 550 | 8,210 | 316 | 50 | 366 | 28,035 | 745 | 29,080 |
| | | Vernacular | 12 | 752 | ... | ... | ... | 155 | ... | 155 | 114 | 5 | 119 | 415 | 11 | 426 | 45 | 7 | 52 | 729 | 23 | 752 |
| | Unaided | English | 96 | 9,407 | 1,968 | ... | 1,968 | 4,718 | 3 | 4,721 | 989 | 3 | 992 | 1,642 | 9 | 1,651 | 67 | 8 | 75 | 9,384 | 23 | 9,407 |
| | | Vernacular | 3 | 81 | ... | ... | ... | 27 | 1 | 28 | 6 | ... | 6 | 47 | ... | 47 | ... | ... | ... | 80 | 1 | 81 |
| | Total | | 556 | 50,439 | 8,046 | ... | 8,046 | 21,785 | 93 | 21,878 | 6,099 | 100 | 6,199 | 12,490 | 747 | 13,237 | 931 | 148 | 1,079 | 49,351 | 1,088 | 50,439 |
| For girls | Government | English | 2 | 229 | ... | 22 | 22 | ... | 36 | 36 | ... | 44 | 44 | 13 | 81 | 94 | 7 | 26 | 33 | 20 | 209 | 229 |
| | | Vernacular | 27 | 2,330 | ... | ... | ... | ... | 123 | 123 | ... | 155 | 155 | 11 | 1,088 | 1,099 | ... | 53 | 53 | 11 | 2,319 | 2,330 |
| | Local Fund | English | ... | ... | ... | ... | ... | ... | ... | ... | ... | ... | ... | ... | ... | ... | ... | ... | ... | ... | ... | ... |
| | | Vernacular | 5 | 293 | ... | ... | ... | ... | 30 | 30 | ... | 29 | 29 | ... | 225 | 225 | ... | 9 | 9 | ... | 293 | 293 |
| | Municipal | English | ... | ... | ... | ... | ... | ... | ... | ... | ... | ... | ... | ... | ... | ... | ... | ... | ... | ... | ... | ... |
| | | Vernacular | 8 | 744 | ... | ... | ... | ... | 29 | 29 | ... | 31 | 31 | ... | 678 | 678 | ... | 6 | 6 | ... | 744 | 744 |
| | Native States | English | ... | ... | ... | ... | ... | ... | ... | ... | ... | ... | ... | ... | ... | ... | ... | ... | ... | ... | ... | ... |
| | | Vernacular | ... | ... | ... | ... | ... | ... | ... | ... | ... | ... | ... | ... | ... | ... | ... | ... | ... | ... | ... | ... |
| | Aided | English | 85 | 6,987 | 5 | 197 | 202 | 44 | 1,230 | 1,274 | 62 | 769 | 831 | 667 | 3,856 | 4,523 | 26 | 131 | 157 | 804 | 6,183 | 6,987 |
| | | Vernacular | 123 | 9,100 | ... | ... | ... | 2 | 805 | 807 | 16 | 769 | 785 | 35 | 7,409 | 7,444 | ... | 64 | 64 | 53 | 9,047 | 9,100 |
| | Unaided | English | 5 | 296 | ... | 9 | 9 | 2 | 39 | 41 | 2 | 32 | 34 | 10 | 190 | 200 | ... | 12 | 12 | 14 | 282 | 296 |
| | | Vernacular | 4 | 97 | ... | ... | ... | ... | 10 | 10 | ... | 11 | 11 | ... | 76 | 76 | ... | ... | ... | ... | 97 | 97 |
| | Total | | 259 | 20,076 | 5 | 228 | 233 | 48 | 2,302 | 2,350 | 80 | 1,840 | 1,920 | 736 | 14,503 | 15,239 | 33 | 301 | 334 | 902 | 19,174 | 20,076 |
| | Total Secondary schools | | 815 | 70,515 | 8,051 | 228 | 8,279 | 21,833 | 2,395 | 24,228 | 6,179 | 1,940 | 8,119 | 13,226 | 15,250 | 28,476 | 964 | 449 | 1,413 | 50,253 | 20,262 | 70,515 |
| *Primary schools*— For boys | Government | | 92 | 2,638 | ... | ... | ... | ... | ... | ... | 178 | 3 | 181 | 1,843 | 40 | 1,883 | 542 | 32 | 574 | 2,563 | 75 | 2,638 |
| | Local Fund | | 2,269 | 86,125 | ... | ... | ... | ... | ... | ... | 7,072 | 254 | 7,326 | 61,219 | 7,873 | 69,092 | 7,396 | 2,311 | 9,707 | 75,687 | 10,438 | 86,125 |
| | Municipal | | 181 | 8,763 | ... | ... | ... | ... | ... | ... | 931 | 25 | 956 | 6,444 | 397 | 6,841 | 839 | 127 | 966 | 8,214 | 549 | 8,763 |
| | Native States | | ... | ... | ... | ... | ... | ... | ... | ... | ... | ... | ... | ... | ... | ... | ... | ... | ... | ... | ... | ... |
| | Aided | | 5,280 | 231,807 | ... | ... | ... | ... | ... | ... | 11,884 | 268 | 12,152 | 191,453 | 12,706 | 204,159 | 31,176 | 4,320 | 35,496 | 234,513 | 17,294 | 251,807 |
| | Unaided | | 6,335 | 123,666 | ... | ... | ... | ... | ... | ... | 1,317 | 12 | 1,329 | 92,464 | 4,935 | 97,399 | 27,419 | 2,519 | 29,938 | 121,200 | 7,466 | 128,666 |
| | Total | | 17,157 | 477,999 | ... | ... | ... | ... | ... | ... | 21,382 | 562 | 21,944 | 353,423 | 25,951 | 379,374 | 67,372 | 9,309 | 76,681 | 442,177 | 35,822 | 477,999 |
| For girls | Government | | 46 | 2,408 | ... | ... | ... | ... | ... | ... | 4 | 95 | 99 | 38 | 2,071 | 2,109 | 21 | 179 | 200 | 63 | 2,345 | 2,408 |
| | Local Fund | | 56 | 2,505 | ... | ... | ... | ... | ... | ... | ... | 54 | 54 | ... | 2,255 | 2,255 | ... | 196 | 196 | ... | 2,505 | 2,505 |
| | Municipal | | 10 | 438 | ... | ... | ... | ... | ... | ... | ... | 22 | 22 | ... | 375 | 375 | ... | 61 | 61 | ... | 438 | 438 |
| | Native States | | ... | ... | ... | ... | ... | ... | ... | ... | ... | ... | ... | ... | ... | ... | ... | ... | ... | ... | ... | ... |
| | Aided | | 480 | 18,034 | ... | ... | ... | ... | ... | ... | 33 | 791 | 824 | 461 | 15,421 | 15,882 | 52 | 1,276 | 1,328 | 546 | 17,488 | 18,034 |
| | Unaided | | 136 | 3,876 | ... | ... | ... | ... | ... | ... | ... | 38 | 38 | 168 | 3,240 | 3,408 | 15 | 415 | 430 | 183 | 3,693 | 3,876 |
| | Total | | 728 | 27,281 | ... | ... | ... | ... | ... | ... | 37 | 1,000 | 1,037 | 667 | 23,362 | 24,029 | 88 | 2,127 | 2,215 | 792 | 26,489 | 27,281 |
| | Total Primary schools | | 17,885 | 505,280 | ... | ... | ... | ... | ... | ... | 21,419 | 1,562 | 22,981 | 354,090 | 49,313 | 403,403 | 67,460 | 11,436 | 78,896 | 442,969 | 62,311 | 505,280 |
| | Grand Total | | 18,700 | 575,795 | 8,051 | 228 | 8,279 | 21,833 | 2,395 | 24,228 | 27,598 | 3,502 | 31,100 | 367,316 | 64,563 | 431,879 | 68,424 | 11,885 | 80,309 | 493,222 | 82,573 | 575,795 |

## A.—EDUCATION—*continued.*

(77a)—*Return of the stages of instruction of pupils in public European schools for general education in the Madras Presidency at the end of the official year* 1890-91.

| Class of schools. | Number of schools. | Number of pupils on the rolls on the 31st March. | High stage. Comprising all pupils who have passed beyond the Lower Secondary (Middle) stage, but have not passed the Matriculation examination. 1 | | | Middle stage. Comprising all pupils who have passed beyond the Upper Primary stage, but have not passed beyond the Lower Secondary (Middle) stage. 2 | | | Upper Primary stage. Comprising all pupils who have passed beyond the Lower Primary stage, but have not passed beyond the Upper Primary stage. 3 | | | Lower Primary stage. Comprising all pupils who have not passed beyond the Lower Primary stage. Reading printed books. 4 | | | Lower Primary stage. Comprising all pupils who have not passed beyond the Lower Primary stage. Not reading printed books. 5 | | | Total. | | |
|---|---|---|---|---|---|---|---|---|---|---|---|---|---|---|---|---|---|---|---|---|---|---|
| | | | Boys. | Girls. | Total. | Boys. | Girls. | Total. | Boys. | Girls. | Total. | Boys. | Girls. | Total. | Boys. | Girls. | Total. | Boys. | Girls. | Total. |
| *Secondary schools—* | | | | | | | | | | | | | | | | | | | | |
| For boys ... Government ... English ... | 1 | 309 | ... | ... | ... | 85 | ... | 85 | 33 | ... | 33 | 171 | ... | 171 | 20 | ... | 20 | 309 | ... | 309 |
| For boys ... Municipal ... English ... | 1 | 59 | 5 | ... | 5 | 19 | ... | 19 | 10 | ... | 10 | 25 | ... | 25 | ... | ... | ... | 59 | ... | 59 |
| For boys ... Aided ... ... English ... | 24 | 2,673 | 219 | ... | 219 | 801 | 59 | 860 | 293 | 39 | 332 | 1,017 | 227 | 1,244 | 10 | 8 | 18 | 2,340 | 333 | 2,673 |
| Total ... | 26 | 3,041 | 224 | ... | 224 | 905 | 59 | 964 | 336 | 39 | 375 | 1,213 | 227 | 1,440 | 30 | 8 | 38 | 2,708 | 333 | 3,041 |
| For girls ... Government ... English ... | 1 | 66 | ... | 9 | 9 | ... | 13 | 13 | ... | 23 | 23 | ... | 20 | 20 | ... | 1 | 1 | ... | 66 | 66 |
| For girls ... Aided ... ... English ... | 42 | 2,759 | 5 | 150 | 155 | 29 | 443 | 472 | 43 | 257 | 300 | 489 | 1,282 | 1,771 | 20 | 41 | 61 | 586 | 2,173 | 2,759 |
| For girls ... Unaided ... ... English ... | 3 | 203 | ... | 9 | 9 | 2 | 31 | 33 | 2 | 24 | 26 | 10 | 125 | 135 | ... | ... | ... | 14 | 189 | 203 |
| Total ... | 46 | 3,028 | 5 | 168 | 173 | 31 | 487 | 518 | 45 | 304 | 349 | 499 | 1,427 | 1,926 | 20 | 42 | 62 | 600 | 2,428 | 3,028 |
| Total Secondary schools ... | 72 | 6,069 | 229 | 168 | 397 | 936 | 546 | 1,482 | 381 | 343 | 724 | 1,712 | 1,654 | 3,366 | 50 | 50 | 100 | 3,308 | 2,761 | 6,069 |
| *Primary schools—* | | | | | | | | | | | | | | | | | | | | |
| For boys ... Aided ... ... ... ... ... | 7 | 373 | ... | ... | ... | ... | ... | ... | 30 | 16 | 46 | 228 | 91 | 319 | 4 | 4 | 8 | 262 | 111 | 373 |
| For boys ... Unaided ... ... ... ... ... | 1 | 16 | ... | ... | ... | ... | ... | ... | ... | ... | ... | 10 | 6 | 16 | ... | ... | ... | 10 | 6 | 16 |
| Total ... | 8 | 389 | ... | ... | ... | ... | ... | ... | 30 | 16 | 46 | 238 | 97 | 335 | 4 | 4 | 8 | 272 | 117 | 389 |
| For girls ... Aided ... ... ... ... ... | 9 | 303 | ... | ... | ... | ... | ... | ... | 5 | 22 | 27 | 88 | 167 | 255 | 9 | 12 | 21 | 102 | 201 | 303 |
| Total ... | 9 | 303 | ... | ... | ... | ... | ... | ... | 5 | 22 | 27 | 88 | 167 | 255 | 9 | 12 | 21 | 102 | 201 | 303 |
| Total Primary schools ... | 17 | 692 | ... | ... | ... | ... | ... | ... | 35 | 38 | 73 | 326 | 264 | 590 | 13 | 16 | 29 | 374 | 318 | 692 |
| Grand Total ... | 89 | 6,761 | 229 | 168 | 397 | 936 | 546 | 1,482 | 416 | 381 | 797 | 2,038 | 1,918 | 3,956 | 63 | 66 | 129 | 3,682 | 3,079 | 6,761 |









## A.—EDUCATION—*continued.*

(78)—Return showing the results of prescribed examinations in the Madras University during the official year 1890-91.

# A.—EDUCATION

## (78)—*Return showing the results of prescribed examinations*

| Nature of examination. | Number of institutions sending examinees. | | | | Number of examinees. | | | | |
|---|---|---|---|---|---|---|---|---|---|
| | Institutions under public management. | Aided institutions. | Other institutions. | Total. | Institutions under public management. | Aided institutions. | Other institutions. | Private students. | Total. |
| 1 | 2 | 3 | 4 | 5 | 6 | 7 | 8 | 9 | 10 |
| **ARTS COLLEGES.** | | | | | | | | | |
| 1. Master of Arts | ... | ... | ... | ... | ... | ... | ... | ... | ... |
| 2. Bachelor of Arts (Optional subject) | 3 | 7 | 4 | 14 | 99 | 191 | 44 | 164 | 498 |
| 3. B.Sc. | ... | ... | ... | ... | ... | ... | ... | ... | ... |
| 4. First B.A. (Language Branch) | 3 | 7 | 4 | 14 | 127 | 257 | 74 | 90 | 548 |
| 4. Do. B.Sc. | ... | ... | ... | ... | ... | ... | ... | ... | ... |
| 4. Do. Arts | 7 | 23 | 12 | 42 | 305 | 911 | 340 | 496 | 2,052 |
| 4. Previous examination | ... | ... | ... | ... | ... | ... | ... | ... | ... |
| **ORIENTAL COLLEGES.** | | | | | | | | | |
| 1. Master of Oriental Learning | ... | ... | ... | ... | ... | ... | ... | ... | ... |
| 2. Bachelor of Oriental Learning | ... | ... | ... | ... | ... | ... | ... | ... | ... |
| 3. Honors in Sanskrit | ... | ... | ... | ... | ... | ... | ... | ... | ... |
| Do. Arabic | ... | ... | ... | ... | ... | ... | ... | ... | ... |
| Do. Persian | ... | ... | ... | ... | ... | ... | ... | ... | ... |
| 4. High Proficiency in Sanskrit | ... | ... | ... | ... | ... | ... | ... | ... | ... |
| Do. Arabic | ... | ... | ... | ... | ... | ... | ... | ... | ... |
| Do. Persian | ... | ... | ... | ... | ... | ... | ... | ... | ... |
| 5. Proficiency in Sanskrit | ... | ... | ... | ... | ... | ... | ... | ... | ... |
| Do. Arabic | ... | ... | ... | ... | ... | ... | ... | ... | ... |
| Do. Persian | ... | ... | ... | ... | ... | ... | ... | ... | ... |
| Do. Urdu | ... | ... | ... | ... | ... | ... | ... | ... | ... |
| **COLLEGES FOR PROFESSIONAL TRAINING.** | | | | | | | | | |
| *Law.* | | | | | | | | | |
| 1. Doctor of Law | ... | ... | ... | ... | ... | ... | ... | ... | ... |
| 2. Master of Law | ... | ... | ... | ... | ... | ... | ... | ... | ... |
| 3. Bachelor of Law | 1 | ... | 1 | 2 | 123 | ... | 5 | 2 | 128 |
| *Medicine.* | | | | | | | | | |
| 1. M.D. | ... | ... | ... | ... | ... | ... | ... | ... | ... |
| 2. M.B. | 1 | ... | ... | 1 | 5 | ... | ... | ... | 5 |
| 3. Honors in Medicine and Surgery | ... | ... | ... | ... | ... | ... | ... | ... | ... |
| 4. L.M.S. | 1 | ... | ... | 1 | 17 | ... | ... | ... | 17 |
| 5. First M.B. | 1 | ... | ... | 1 | 1 | ... | ... | ... | 1 |
| 5. First L.M.S. | 1 | ... | ... | 1 | 67 | ... | ... | ... | 67 |
| 6. Preliminary scientific | 1 | ... | ... | 1 | 4 | ... | ... | ... | 4 |
| *Engineering.* | | | | | | | | | |
| 1. M.C.E. | ... | ... | ... | ... | ... | ... | ... | ... | ... |
| 2. B.C.E. | 1 | ... | ... | 1 | 10 | ... | ... | ... | 10 |
| 3. L.C.E. | ... | ... | ... | ... | ... | ... | ... | ... | ... |
| 4. First L.C.E. | ... | ... | ... | ... | ... | ... | ... | ... | ... |
| *Teaching.* | | | | | | | | | |
| 1. Licentiate in Teaching | 1 | ... | ... | 1 | 15 | ... | ... | 4 | 19 |
| **SCHOOLS FOR GENERAL EDUCATION.** | | | | | | | | | |
| Upper Secondary Examination { Boys | 4 | 10 | ... | 14 | 20 | 63 | ... | 47 | 139 |
| Upper Secondary Examination { Girls | ... | ... | ... | ... | ... | ... | ... | ... | ... |
| Matriculation { Boys | 25 | 73 | 100 | 198 | 521 | 2,474 | 2,331 | 1,676 | 7,002 |
| Matriculation { Girls | ... | ... | ... | ... | ... | ... | ... | ... | ... |
| Middle School Examination { Boys | 84 | 147 | 224 | 455 | 1,840 | 3,755 | 4,147 | 4,746 | 14,488 |
| Middle School Examination { Girls | 5 | 51 | 18 | 74 | 34 | 337 | 124 | 51 | 546 |
| Upper Primary Examination { Boys | ... | ... | ... | ... | ... | ... | ... | ... | ... |
| Upper Primary Examination { Girls | ... | ... | ... | ... | ... | ... | ... | ... | ... |
| Lower Primary Examination { Boys | ... | ... | ... | ... | ... | ... | ... | ... | ... |
| Lower Primary Examination { Girls | ... | ... | ... | ... | ... | ... | ... | ... | ... |
| Public Service Certificate Examination. (a) { Eng. | ... | ... | ... | ... | ... | ... | ... | ... | ... |
| Public Service Certificate Examination. (a) { Vern. | ... | ... | ... | ... | ... | ... | ... | ... | 16,626 |
| **SCHOOLS FOR SPECIAL INSTRUCTION.** | | | | | | | | | |
| 1. Training School Examination for Masters. (b) { Upper | 4 | 3 | ... | 7 | 48 | 34 | ... | 205 | 287 |
| 1. Training School Examination for Masters. (b) { Lower | 10 | 1 | ... | 11 | 74 | 21 | ... | 156 | 251 |
| 2. Training School Examination for Mistresses. { Upper | 1 | 7 | ... | 8 | 18 | 39 | ... | 28 | 85 |
| 2. Training School Examination for Mistresses. { Lower | 1 | 1 | ... | 2 | 15 | 68 | ... | 32 | 115 |
| 3. School of Arts Examination | ... | ... | ... | ... | ... | ... | ... | ... | ... |
| 4. Medical Examination | 3 | ... | ... | 3 | 55 | ... | ... | ... | 55 |
| 5. Examination in Engineering and Surveying. | 1 | ... | ... | 1 | 34 | ... | ... | ... | 34 |
| 6. Industrial School Examination | ... | ... | ... | ... | ... | ... | ... | ... | ... |
| 7. Veterinary Examination | 1 | ... | ... | 1 | 27 | ... | ... | ... | 27 |

(a) Results of the Primary School examination.

(b) Results of the School Management examination.



377

*—continued.*

*in the Madras University during the official year* 1890-91.

| Number passed. | | | | | Race or creed of passed scholars. | | | | | Remarks. |
|---|---|---|---|---|---|---|---|---|---|---|
| Institutions under public management. | Aided institutions. | Other institutions. | Private students. | Total. | Europeans and Eurasians. | Native Christians. | Hindus. | Muhammadans. | Others. | |
| 11 | 12 | 13 | 14 | 15 | 16 | 17 | 18 | 19 | 20 | 21 |
| ... | ... | ... | 6 | 6 | ... | ... | 6 | ... | ... | |
| 65 | 95 | 24 | 73 | 257 | 2 | 20 | 232 | 2 | 1 | |
| 84 | 195 | 48 | 32 | 359 | 3 | 45 | 306 | 5 | ... | |
| 111 | 324 | 132 | 101 | 668 | 16 | 53 | 592 | 7 | ... | |
| ... | ... | ... | ... | ... | ... | ... | ... | ... | ... | |
| ... | ... | ... | ... | ... | ... | ... | ... | ... | ... | |
| ... | ... | ... | ... | ... | ... | ... | ... | ... | ... | |
| ... | ... | ... | ... | ... | ... | ... | ... | ... | ... | |
| ... | ... | ... | ... | ... | ... | ... | ... | ... | ... | |
| ... | ... | ... | ... | ... | ... | ... | ... | ... | ... | |
| ... | ... | ... | ... | ... | ... | ... | ... | ... | ... | |
| ... | ... | ... | ... | ... | ... | ... | ... | ... | ... | |
| ... | ... | ... | ... | ... | ... | ... | ... | ... | ... | |
| ... | ... | ... | ... | ... | ... | ... | ... | ... | ... | |
| ... | ... | ... | ... | ... | ... | ... | ... | ... | ... | |
| ... | ... | ... | ... | ... | ... | ... | ... | ... | ... | |
| ... | ... | ... | 1 | 1 | ... | 1 | ... | ... | ... | |
| 37 | ... | 2 | ... | 39 | ... | 5 | 34 | ... | ... | |
| ... | ... | ... | ... | ... | ... | ... | ... | ... | ... | |
| 1 | ... | ... | ... | 1 | 1 | ... | ... | ... | ... | |
| ... | ... | ... | ... | ... | ... | ... | ... | ... | ... | |
| 8 | ... | ... | ... | 8 | 1 | 1 | 6 | ... | ... | |
| 1 | ... | ... | ... | 1 | ... | ... | 1 | ... | ... | |
| 10 | ... | ... | ... | 10 | 3 | 1 | 6 | ... | ... | |
| 2 | ... | ... | ... | 2 | 1 | ... | 1 | ... | ... | |
| ... | ... | ... | ... | ... | ... | ... | ... | ... | ... | |
| 1 | ... | ... | ... | 1 | ... | ... | 1 | ... | ... | |
| ... | ... | ... | ... | ... | ... | ... | ... | ... | ... | |
| ... | ... | ... | ... | ... | ... | ... | ... | ... | ... | |
| 7 | ... | ... | ... | 7 | ... | ... | 7 | ... | ... | |
| ... | ... | ... | ... | ... | ... | ... | ... | ... | ... | |
| ... | 2 | ... | 1 | 3 | ... | ... | 3 | ... | ... | |
| 148 | 693 | 668 | 139 | 1,648 | 83 | 144 | 1,383 | 33 | 5 | |
| 785 | 1,562 | 1,918 | 2,741 | 7,006 | 227 | 569 | 5,882 | 323 | 5 | |
| 22 | 184 | 63 | 20 | 289 | 155 | 121 | 12 | ... | 1 | |
| ... | ... | ... | ... | ... | ... | ... | ... | ... | ... | |
| ... | ... | ... | ... | ... | ... | ... | ... | ... | ... | |
| ... | ... | ... | ... | ... | ... | ... | ... | ... | ... | |
| ... | ... | ... | ... | 12,260 | 91 | 1,224 | 10,264 | 681 | ... | |
| 37 | 24 | ... | 100 | 161 | | | | | | |
| 43 | 11 | ... | 55 | 109 | | | | | | |
| 14 | 22 | ... | 21 | 57 | | | | | | |
| 6 | 24 | ... | 9 | 39 | | | | | | |
| ... | ... | ... | ... | 128 | | | | | | |
| 53 | ... | ... | ... | 53 | Information not available. | | | | | |
| 24 | ... | ... | ... | 24 | | | | | | |
| ... | ... | ... | ... | 84 | | | | | | |
| 11 | ... | ... | ... | 11 | | | | | | |

## (79)—*Return showing the distribution of Local Fund and Municipal expenditure on public instruction in the Madras Presidency for the official year* 1890-91.

| | Objects of expenditure. | Expenditure of Local Fund Boards on public instruction. | | | | | | | | | | | | | | |
|---|---|---|---|---|---|---|---|---|---|---|---|---|---|---|---|---|
| | | In institutions managed by Local Fund Boards. | | | | | | | | | | | In institutions managed by | | | Total Local Fund expenditure on public instruction. |
| | | Number of institutions. | Number of scholars on the rolls on the 31st of March. | Average number on the rolls monthly during the year. | Average daily attendance. | Provincial grants. | Local Funds. | Municipal grants. | Fees. | Subscriptions. | Endowments and other sources. | Total. | The Government. | Municipal Board. | Private persons or associations. | |
| 1 | | 2 | 3 | 4 | 5 | 6 | 7 | 8 | 9 | 10 | 11 | 12 | 13 | 14 | 15 | 16 |
| | | | | | | Rs. | Rs. | Rs. | Rs. | Rs. | Rs. | Rs. | Rs. | Rs. | Rs. | Rs. |
| University education. | Arts colleges— | | | | | | | | | | | | | | | |
| | English | ... | ... | ... | ... | ... | ... | ... | ... | ... | ... | ... | ... | ... | ... | ... |
| | Oriental | ... | ... | ... | ... | ... | ... | ... | ... | ... | ... | ... | ... | ... | ... | ... |
| | Colleges or departments of colleges for professional training— | | | | | | | | | | | | | | | |
| | Law | ... | ... | ... | ... | ... | ... | ... | ... | ... | ... | ... | ... | ... | ... | ... |
| | Medicine | ... | ... | ... | ... | ... | ... | ... | ... | ... | ... | ... | ... | ... | ... | ... |
| | Engineering | ... | ... | ... | ... | ... | ... | ... | ... | ... | ... | ... | ... | ... | ... | ... |
| | Teaching | ... | ... | ... | ... | ... | ... | ... | ... | ... | ... | ... | ... | ... | ... | ... |
| | Agriculture | ... | ... | ... | ... | ... | ... | ... | ... | ... | ... | ... | ... | ... | ... | ... |
| | Total | ... | ... | ... | ... | ... | ... | ... | ... | ... | ... | ... | ... | ... | ... | ... |
| School education, general. | Secondary schools— | | | | | | | | | | | | | | | |
| | For boys—High schools | 13 | 1,351 | 1,222 | 1,060 | 10,492 | 4,222 | ... | 28,077 | ... | 90 | 42,886 | ... | ... | 607 | 4,805 |
| | For boys—Middle schools, English | 75 | 4,465 | 4,377 | 3,607 | 17,652 | 21,903 | ... | 50,755 | 280 | 613 | 91,203 | ... | ... | 5,602 | 27,505 |
| | For boys—Middle schools, Vernacular | 9 | 482 | 535 | 421 | 744 | 1,007 | ... | 535 | ... | ... | 2,286 | ... | ... | 555 | 1,562 |
| | For girls—High schools | ... | ... | ... | ... | ... | ... | ... | ... | ... | ... | ... | ... | ... | 217 | 217 |
| | For girls—Middle schools, English | ... | ... | ... | ... | ... | ... | ... | ... | ... | ... | ... | ... | ... | ... | ... |
| | For girls—Middle schools, Vernacular | 5 | 293 | 279 | 201 | 1,305 | 1,383 | 8 | ... | ... | ... | 2,696 | ... | ... | ... | 1,383 |
| | Total | 102 | 6,591 | 6,417 | 5,289 | 30,193 | 28,521 | 8 | 79,367 | 280 | 712 | 1,39,071 | ... | ... | 7,041 | 35,562 |
| | Primary schools— | | | | | | | | | | | | | | | |
| | For boys | 2,269 | 86,125 | 81,995 | 71,561 | 41,133 | 2,56,331 | ... | 73,251 | 151 | 2,715 | 3,73,601 | ... | ... | 2,10,590 | 4,66,941 |
| | For girls | 56 | 2,503 | 2,337 | 1,903 | 2,941 | 8,603 | ... | 96 | ... | 52 | 11,692 | ... | ... | 313 | 8,916 |
| | Total | 2,325 | 88,630 | 87,332 | 73,464 | 44,074 | 2,64,954 | ... | 73,347 | 151 | 2,767 | 3,85,293 | ... | ... | 2,10,903 | 4,75,857 |
| School education, special. | Schools for special instruction— | | | | | | | | | | | | | | | |
| | Training schools for masters | 44 | 851 | 991 | 882 | 36,348 | 53,907 | 4,059 | ... | ... | 1,442 | 1,00,756 | ... | ... | ... | 58,907 |
| | Do. do. for mistresses | 1 | 11 | 11 | 10 | 1,199 | 491 | ... | ... | ... | 1,235 | 2,925 | ... | ... | ... | 491 |
| | Schools of Art | ... | ... | ... | ... | ... | ... | ... | ... | ... | ... | ... | ... | ... | ... | ... |
| | Law schools | ... | ... | ... | ... | ... | ... | ... | ... | ... | ... | ... | ... | ... | ... | ... |
| | Medical schools | 2 | 33 | 33 | 32 | ... | 1,512 | 1,100 | ... | ... | 2,717 | 5,329 | 6,090 | ... | ... | 7,602 |
| | Engineering and surveying schools | ... | ... | ... | ... | ... | ... | ... | ... | ... | ... | ... | ... | ... | ... | ... |
| | Industrial schools | 1 | 242 | 232 | 176 | 140 | 812 | ... | ... | ... | 63 | 1,015 | ... | ... | 79 | 891 |
| | Other schools | ... | ... | ... | ... | ... | ... | ... | ... | ... | ... | ... | ... | ... | ... | ... |
| | Total | 48 | 1,137 | 1,267 | 1,100 | 37,687 | 61,722 | 5,159 | ... | ... | 5,457 | 1,10,025 | 6,090 | ... | 79 | 67,891 |
| | Buildings | ... | ... | ... | ... | 5,510 | 34,358 | ... | ... | ... | ... | 39,868 | ... | ... | 497 | 34,855 |
| | Furniture and apparatus (special grants only) | ... | ... | ... | ... | 2,508 | ... | ... | ... | ... | ... | 2,508 | ... | ... | ... | ... |
| | Total | ... | ... | ... | ... | 8,018 | 34,358 | ... | ... | ... | ... | 42,376 | ... | ... | 497 | 34,855 |
| | Inspection | ... | ... | ... | ... | ... | ... | ... | ... | ... | ... | ... | ... | ... | ... | 78,447 |
| | Scholarships held in—Arts colleges | ... | ... | ... | ... | ... | ... | ... | ... | ... | ... | ... | ... | ... | ... | ... |
| | Scholarships held in—Professional colleges | ... | ... | ... | ... | ... | ... | ... | ... | ... | ... | ... | ... | ... | ... | 119 |
| | Scholarships held in—Secondary schools | ... | ... | ... | ... | ... | ... | ... | ... | ... | ... | ... | ... | ... | ... | 54 |
| | Scholarships held in—Primary schools | ... | ... | ... | ... | ... | ... | ... | ... | ... | ... | ... | ... | ... | ... | 1,874 |
| | Scholarships held in—Special schools other than training schools | ... | ... | ... | ... | ... | ... | ... | ... | ... | ... | ... | ... | ... | ... | 14,010 |
| | Miscellaneous | ... | ... | ... | ... | ... | ... | ... | ... | ... | ... | ... | ... | ... | ... | 94,504 |
| | Total | ... | ... | ... | ... | ... | ... | ... | ... | ... | ... | ... | ... | ... | ... | ... |
| | Grand Total | 2,475 | 96,358 | 95,016 | 79,853 | 1,19,962 | 3,89,555 | 5,167 | 1,52,714 | 431 | 8,936 | 6,76,765 | 6,090 | ... | 2,18,520 | 7,08,609 |

| | | | |
|---|---|---|---|
| | | Rs. | Rs. |
| NOTE A.—Net cost to Local Funds as per column 16 | ... ... ... ... ... ... ... ... ... ... ... ... | 7,08,609 | |
| *Add*—Cost met from Provincial grant | ... ... ... ... ... ... ... ... ... ... ... ... | 1,19,962 | |
| Do. Municipal payments | ... ... ... ... ... ... ... ... ... ... ... ... | 5,167 | |
| Do. Fees | ... ... ... ... ... ... ... ... ... ... ... ... | 1,52,714 | |
| Do. Subscriptions and miscellaneous receipts | ... ... ... ... ... ... ... ... ... ... ... ... | 9,367 | |
| | | | 9,95,879 |
| *Deduct*—Cost on Buildings under grant I | ... ... ... ... ... ... ... ... ... ... ... ... | 34,358 | |
| Do. Medical schools and contributions, grant III | ... ... ... ... ... ... ... ... ... ... ... ... | 12,420 | |
| Cost met from Municipal funds direct | ... ... ... ... ... ... ... ... ... ... ... ... | 4,067 | |
| Do. Fees | ... ... ... ... ... ... ... ... ... ... ... ... | 2,033 | |
| Do. Provincial grant through Municipalities | ... ... ... ... ... ... ... ... ... ... ... ... | 1,748 | |
| | | | 54,626 |
| *Gross* cost on education as per Accountant-General's statement | ... ... ... ... ... ... ... ... ... ... ... ... | | 9,41,253 |

(79)—*Return showing the distribution of Local Fund and Municipal expenditure on public instruction in the Madras Presidency for the official year* 1890-91—continued.

| Objects of expenditure. | Expenditure of Municipal Boards on public instruction. | | | | | | | | | | | | | | | Total expenditure of Local Fund and Municipal Boards on public instruction. | Remarks. |
|---|---|---|---|---|---|---|---|---|---|---|---|---|---|---|---|---|---|
| | In institutions managed by Municipal Boards. | | | | | | | | | | | In institutions managed by | | | Total Municipal expenditure on public instruction. | | |
| | Number of institutions. | Number of scholars on the rolls on the 31st of March. | Average number on the rolls monthly during the year. | Average daily attendance. | Provincial grants. | Municipal rates. | Local Funds. | Fees. | Subscriptions. | Endowments and other sources. | Total. | Government. | Local Fund Boards. | Private persons or associations. | | | |
| | 17 | 18 | 19 | 20 | 21 | 22 | 23 | 24 | 25 | 26 | 27 | 28 | 29 | 30 | 31 | 32 | 33 |
| | | | | | Rs. | Rs. | Rs. | Rs. | Rs. | Rs. | Rs. | Rs. | Rs. | Rs. | Rs. | Rs. | |
| **University education.** | | | | | | | | | | | | | | | | | |
| Arts colleges— | | | | | | | | | | | | | | | | | |
| English | 3 | 155 | 100 | 89 | 4,535 | 1,658 | ... | 6,474 | ... | 75 | 12,742 | ... | ... | ... | 1,658 | 1,658 | |
| Oriental | ... | ... | ... | ... | ... | ... | ... | ... | ... | ... | ... | ... | ... | ... | ... | ... | |
| Colleges or departments of colleges for professional training— | | | | | | | | | | | | | | | | | |
| Law | ... | ... | ... | ... | ... | ... | ... | ... | ... | ... | ... | ... | ... | ... | ... | ... | |
| Medicine | ... | ... | ... | ... | ... | ... | ... | ... | ... | ... | ... | ... | ... | ... | ... | ... | |
| Engineering | ... | ... | ... | ... | ... | ... | ... | ... | ... | ... | ... | ... | ... | ... | ... | ... | |
| Teaching | ... | ... | ... | ... | ... | ... | ... | ... | ... | ... | ... | ... | ... | ... | ... | ... | |
| Agriculture | ... | ... | ... | ... | ... | ... | ... | ... | ... | ... | ... | ... | ... | ... | ... | ... | |
| Total | 3 | 155 | 100 | 89 | 4,535 | 1,658 | ... | 6,474 | ... | 75 | 12,742 | ... | ... | ... | 1,658 | 1,658 | |
| **School education, general.** | | | | | | | | | | | | | | | | | |
| Secondary schools— | | | | | | | | | | | | | | | | | |
| For boys— High schools | 15 | 1,451 | 1,617 | 1,387 | 16,911 | 4,928 | ... | 30,303 | 5,506 | 1,653 | 68,391 | ... | ... | 17,327 | 22,255 | 27,150 | |
| For boys— Middle schools, English | 7 | 539 | 567 | 470 | 246 | 6,491 | ... | 9,226 | 130 | 15 | 16,108 | ... | ... | 14,839 | 21,330 | 48,835 | |
| For boys— Middle schools, Vernacular | 3 | 177 | 179 | 150 | 120 | 94 | ... | 87 | ... | ... | 301 | ... | ... | 78 | 172 | 1,734 | |
| For girls— High schools | ... | ... | ... | ... | ... | ... | ... | ... | ... | ... | ... | ... | ... | 13 | 13 | 13 | |
| For girls— Middle schools, English | ... | ... | ... | ... | ... | ... | ... | ... | ... | ... | ... | ... | ... | 885 | 885 | 1,102 | |
| For girls— Middle schools, Vernacular | 8 | 744 | 692 | 452 | 1,364 | 2,679 | ... | 45 | ... | ... | 4,088 | ... | 8 | 923 | 3,610 | 4,993 | |
| Total | 33 | 2,911 | 3,055 | 2,459 | 18,641 | 14,192 | ... | 48,751 | 5,636 | 1,668 | 88,888 | ... | 8 | 34,065 | 48,265 | 83,827 | |
| Primary schools— | | | | | | | | | | | | | | | | | |
| For boys | 181 | 8,763 | 8,689 | 7,089 | 923 | 34,633 | ... | 10,578 | ... | 459 | 46,593 | ... | ... | 63,290 | 97,923 | 5,64,864 | |
| For girls | 10 | 458 | 450 | 316 | 851 | 2,907 | ... | 13 | ... | ... | 3,771 | ... | ... | 430 | 3,337 | 12,253 | |
| Total | 191 | 9,221 | 9,139 | 7,405 | 1,774 | 37,540 | ... | 10,591 | ... | 459 | 50,364 | ... | ... | 63,720 | 1,01,260 | 5,77,117 | |
| **School education, special.** | | | | | | | | | | | | | | | | | |
| Schools for special instruction— | | | | | | | | | | | | | | | | | |
| Training schools for masters | ... | ... | ... | ... | ... | ... | ... | ... | ... | ... | ... | ... | 4,059 | ... | 4,059 | 62,966 | |
| Do. do. for mistresses | ... | ... | ... | ... | ... | ... | ... | ... | ... | ... | ... | ... | ... | ... | ... | 491 | |
| Schools of Art | ... | ... | ... | ... | ... | ... | ... | ... | ... | ... | ... | 410 | ... | ... | 410 | 410 | |
| Law schools | ... | ... | ... | ... | ... | ... | ... | ... | ... | ... | ... | ... | ... | ... | ... | ... | |
| Medical schools | ... | ... | ... | ... | ... | ... | ... | ... | ... | ... | ... | 3,189 | 1,100 | ... | 4,289 | 11,891 | |
| Engineering and surveying schools | ... | ... | ... | ... | ... | ... | ... | ... | ... | ... | ... | ... | ... | ... | ... | ... | |
| Industrial schools | 3 | 68 | 66 | 50 | 261 | 1,603 | ... | 14 | ... | 60 | 1,938 | ... | ... | ... | 1,603 | 2,494 | |
| Other schools | ... | ... | ... | ... | ... | ... | ... | ... | ... | ... | ... | ... | ... | ... | ... | ... | |
| Total | 3 | 68 | 66 | 50 | 261 | 1,603 | ... | 14 | ... | 60 | 1,938 | 3,599 | 5,159 | ... | 10,361 | 78,252 | |
| Buildings | ... | ... | ... | ... | 5,347 | 7,356 | ... | ... | ... | ... | 12,703 | ... | ... | 18 | 7,374 | 42,229 | |
| Furniture and apparatus (special grants only) | ... | ... | ... | ... | 282 | ... | ... | ... | ... | ... | 282 | ... | ... | 1,387 | 1,387 | 1,387 | |
| Total | ... | ... | ... | ... | 5,629 | 7,356 | ... | ... | ... | ... | 12,985 | ... | ... | 1,405 | 8,761 | 43,616 | |
| Inspection | ... | ... | ... | ... | ... | ... | ... | ... | ... | ... | ... | ... | ... | ... | ... | ... | |
| **Scholarships held in** Arts colleges | ... | ... | ... | ... | ... | ... | ... | ... | ... | ... | ... | ... | ... | ... | 9,477 | 87,924 | |
| **Scholarships held in** Professional colleges | ... | ... | ... | ... | ... | ... | ... | ... | ... | ... | ... | ... | ... | ... | ... | ... | |
| **Scholarships held in** Secondary schools | ... | ... | ... | ... | ... | ... | ... | ... | ... | ... | ... | ... | ... | ... | ... | ... | |
| **Scholarships held in** Primary schools | ... | ... | ... | ... | ... | ... | ... | ... | ... | ... | ... | ... | ... | ... | ... | 119 | |
| **Scholarships held in** Special schools other than training schools | ... | ... | ... | ... | ... | ... | ... | ... | ... | ... | ... | ... | ... | ... | ... | 54 | |
| Miscellaneous | ... | ... | ... | ... | ... | ... | ... | ... | ... | ... | ... | ... | ... | ... | 335 | 335 | |
| | ... | ... | ... | ... | ... | ... | ... | ... | ... | ... | ... | ... | ... | ... | 3,465 | 18,348 | |
| Total | ... | ... | ... | ... | ... | ... | ... | ... | ... | ... | ... | ... | ... | ... | 13,277 | 1,06,780 | |
| Grand Total | 230 | 12,355 | 12,360 | 10,003 | 30,840 | 62,349 | ... | 65,830 | 5,636 | 2,262 | 1,66,917 | 3,599 | 5,167 | 99,190 | 1,83,582 | 8,91,230 | |

| | Rs. | Rs. |
|---|---|---|
| NOTE B.—Net cost to Municipal Funds | | 1,83,582 |
| *Add*—Cost met from Provincial grant | 30,840 | |
| Do. Fees | 65,830 | |
| Do. Subscriptions and other sources | 7,898 | |
| | | 2,88,150 |
| *Deduct*—Expenditure on Buildings | 7,356 | |
| Do. on Anantapur school-house (to Provincial) | 4,000 | |
| Do. on Medical schools (contribution) | 4,289 | |
| Do. for subscriptions not brought to Municipal Accounts | 5,491 | |
| | | 21,136 |
| *Gross* expenditure on education as per Municipal statements | | 2,67,014 |

## B.—SCIENTIFIC AND LITERARY.

(80)—*Return of Scientific and Literary Societies for the year* 1890-91.

| Names. | Object. | Income | | | | Members or visitors. | | | | Registered or not. | When established. |
|---|---|---|---|---|---|---|---|---|---|---|---|
| | | From Government. | From endowments. | From subscriptions. | Total. | Male. | Female. | Juvenile. | Total. | | |
| | | Rs. A. P. | Rs. A. P. | Rs. A. P. | Rs. A. P. | | | | | | |
| Reading Room, Parlakimedi. | Mutual improvement and enlightenment of the public by circulating newspapers, &c., and by reading papers on various subjects, social, religious, &c. | ... | 60 0 0 | 77 2 0 | 137 2 0 | 16 | ... | ... | 16 | Not registered. | 23rd Oct. 1882. |
| Utkala Hiteisini Samaj, Parlakimedi. | Improvement of the Uriyas. | ... | 144 0 0 | 31 8 0 | 175 8 0 | 19 | ... | ... | 19 | Do. ... | 1884. |
| Zamindari High School Boys' Library, Parlakimedi. | Mutual improvement ... | ... | ... | 87 6 0 | 87 6 0 | ... | ... | 145 | 145 | Do. ... | 20th July 1886. |
| Utkala Sadvishaya Sadhani Samaj, Berhampore. | Improvement of the Uriya community. | ... | ... | 200 8 0 | 200 8 0 | ... | ... | ... | ... | Do. ... | 1882. |
| Association and Reading Room, Berhampore. | Representation for redress of grievances and mutual improvement. | ... | ... | 192 0 0 | 192 0 0 | ... | ... | ... | ... | Do. ... | 1st Aug. 1880. |
| Hindu Reading Room and Library, Vizagapatam. | (1) To provide a library; (2) to provide newspapers and periodicals; (3) to deliver lectures; (4) to afford innocent amusements, such as billiards and chess. | ... | ... | 265 6 0 | 265 6 0 | 39 | ... | ... | 39 | Do. ... | 1860. |
| Sarasvati Samajam, Bimlipatam. | Literary and mutual improvement. | ... | ... | 110 6 0 | 110 6 0 | 44 | ... | ... | 44 | Do. ... | 1st Aug. 1890. |
| Janavinodini Club, Gajapatinagaram. | To hold public meetings. | ... | ... | ... | ... | ... | ... | ... | ... | Do. ... | Aug. 1887. |
| Victoria Jubilee Club, Parvatipur. | Subscribing for the papers and circulating them among the members. | ... | ... | 216 0 0 | 216 0 0 | 30 | ... | ... | 30 | Do. ... | 10th July 1887. |
| Literary Society, Palkonda ... | For the diffusion of knowledge. | ... | 200 0 0 | 161 12 0 | 361 12 0 | 20 | ... | ... | 20 | Do. ... | 1882. |
| Yukta Vidyabhyasa Samajam of Canadian Baptist Mission Theological Seminary, Samalkotah. | To impart sound knowledge in reading, writing and debating. | ... | ... | 10 0 0 | 10 0 0 | 60 | 10 | ... | 70 | Do. ... | 1885. |
| Literary Association, Cocanada. | Mutual improvement and diffusion of useful knowledge, literary, social and moral. | ... | ... | 440 0 0 | 440 0 0 | 62 | ... | ... | 62 | Do. ... | About 1878. |
| The Rajahmundry Reading Room. | Mutual improvement of its members. | ... | ... | 32 8 0 | 32 8 0 | 29 | ... | ... | 29 | Do. ... | 1st Mar. 1891. |
| The Ellore Literary Association. | The intellectual, social, physical and general advancement of the community of Ellore. | ... | ... | 198 0 0 | 198 0 0 | 23 | ... | ... | 23 | Do. ... | March 1890. |
| The Muhammadan Literary Association, Rajahmundry. | Social and moral improvement of members in general and the spread of Muhammadan education in the Agency Tracts. | ... | ... | 10 0 0 | 10 0 0 | 10 | ... | ... | 10 | Do. ... | 1st April 1891. |
| Central National Muhammadan Association, Ellore Branch. | Intellectual and moral improvement. | ... | ... | 10 0 0 | 10 0 0 | 48 | 2 | 10 | 60 | Do. ... | Feb. 1886. |
| Poole Memorial Hall Reading Room, Masulipatam. | To disseminate useful literature among the educated classes of the Masulipatam public. | ... | ... | 76 10 0 | 76 10 0 | 52 | 7 | ... | 59 | Do. ... | 1887. |
| Juvenile Society, Gudivada ... | Self-improvement ... | ... | ... | 0 15 0 | 0 15 0 | ... | ... | 30 | 30 | Do. ... | 1st Mar. 1891. |
| Sri Vidvan Manoranjani Sabha, Kollur. | Social, political and religious improvement. | ... | ... | 35 0 0 | 35 0 0 | 25 | ... | ... | 25 | Do. ... | 12th Jan. 1886. |
| Vijayavada Sabha, Bezvada... | Social, moral, literary and political improvement of the public. | ... | ... | 80 0 0 | 80 0 0 | 20 | ... | ... | 20 | Do. ... | 15th Aug. 1886. |
| The Vijayavada Literary Association, Bezvada. | Literary improvement ... | ... | ... | 10 9 6 | 10 9 6 | 6 | ... | 24 | 30 | Do. ... | 1886. |
| D.P.W. Library, Bezvada ... | Do. do. | ... | ... | 514 0 0 | 514 0 0 | 25 | ... | ... | 25 | Registered | 1857. |
| Mission Reading Room, Guntur. | Newspaper reading ... | ... | ... | ... | ... | 4 | ... | 2 | 6 | Not registered. | 1879. |
| Kurnool High School Literary Society. | Moral and mental improvement of the members. | ... | ... | ... | ... | 4 | ... | 11 | 15 | Do. ... | July 1889. |
| Kurnool Mission Club ... | Social improvement ... | ... | ... | 120 0 0 | 120 0 0 | 11 | ... | ... | 11 | Do. ... | Nov. 1885. |
| Kurnool Desabhimani Sabha. | Improvement of English literature. | ... | ... | 110 0 0 | 110 0 0 | 14 | ... | ... | 14 | Do. ... | 1st Feb. 1888. |
| The Nellore Reading Room and Library. | Library ... ... ... | ... | 214 6 9 | 242 14 2 | 457 4 11 | 35 | ... | ... | 35 | Do. ... | 1864. |
| Kávali Reading Room ... | Improvement of the worldly knowledge. | ... | ... | 72 0 0 | 72 0 0 | 23 | ... | ... | 23 | Do. ... | 1890. |
| Ongole Reading Room and Library. | Newspapers and general reading and innocent in and out door games. | ... | ... | 109 0 0 | 109 0 0 | 73 | 4 | ... | 77 | Do. ... | 1891. |
| Kanigiri Reading Room ... | For getting local knowledge and improving social feeling and literary knowledge. | ... | ... | 15 8 0 | 15 8 0 | 28 | ... | ... | 28 | Do. ... | 1890. |
| Udayagiri Town Association. | Getting newspapers for reading. | ... | 5 0 0 | 11 14 0 | 16 14 0 | 24 | ... | ... | 24 | Do. ... | 1890. |
| Madras School Book and Vernacular Literature Society. | Provision of cheap school-books and encouragement of Vernacular literature. | None. | None. | None. | Varying. | 19 | 2 | ... | 21 | Do. ... | 1820. |



383

## B.—SCIENTIFIC AND LITERARY—*continued.*

(80)—*Return of Scientific and Literary Societies for the year* 1890-91—continued.

| Names. | Object. | Income | | | | Members or visitors. | | | | Registered or not. | When established. |
|---|---|---|---|---|---|---|---|---|---|---|---|
| | | From Government. | From endowments. | From subscriptions. | Total. | Male. | Female. | Juvenile. | Total. | | |
| | | Rs. A. P. | Rs. A. P. | Rs. A. P. | Rs. A. P. | | | | | | |
| Madras Literary Society and Auxiliary of the Royal Asiatic Society. | A literary society to which is attached a lending library. | ... | ... | 4,273 5 1 | 4,273 5 1 | 158 | 6 | ... | 164 | Registered. | 1817. |
| Religious Tract and Book Society. | To supply religious literature. | ... | 448 11 10 | 1,203 9 4 | 20,597 1 10 | ... | ... | ... | ... | Not registered. | 1818. |
| Christian Vernacular Education Society. | Educational ... ... | 640 13 10 | ... | 2,933 11 9 | 41,843 8 5 | ... | ... | ... | ... | Do. ... | 1858. |
| Muhammadan Public Library. | For public benefit ... | 420 0 0 | 162 7 0 | 367 12 0 | 950 3 0 | 1,300 | ... | 51 | 1,351 | Do. ... | 1850. |
| Pachaiyappa's Literary Society (senior). | ... | ... | ... | 25 0 0 | 25 0 0 | 45 | ... | ... | 45 | Do. ... | 1881. |
| Pachaiyappa's Reading Room. | Perusal of current literature. | ... | ... | 148 15 3 | 148 15 3 | 58 | ... | ... | 58 | Do. ... | 1886. |
| Triplicane Literary Society ... | Mental, moral and physical objects. | ... | ... | 500 0 0 | 500 0 0 | 81 | ... | ... | 81 | Do. ... | 1874. |
| Rayapettah Free Reading Room and Lending Library. | The moral and mental improvement of the Christian people in Rayapettah and its neighbourhood. | ... | ... | 70 9 0 | 70 9 0 | ... | ... | ... | 2,825 | Do. ... | 1889. |
| The Madras Christian College Literary Society. | To improve the moral, mental and social condition of its members. | ... | ... | 23 13 3 | 23 13 3 | 40 | ... | ... | 40 | Do. ... | 1877. |
| The Presidency College Literary Society. | The mental and moral improvement of its members. | ... | ... | 11 0 0 | 11 0 0 | 23 | ... | ... | 23 | Do. ... | 1881. |
| Tiruvatteesvaranpettah Literary Society and Reading Room. | Newspaper reading, essays—writing, debating, &c. | ... | ... | 10 0 0 | 10 0 0 | 25 | ... | ... | 25 | Do. ... | 1881. |
| The Hindu Excelsior Reading Room, Madras. | Mental, moral and social improvement of its members. | ... | ... | 16 0 0 | 16 0 0 | 64 | ... | ... | 64 | Do. ... | 1883. |
| The Friends Club, Madras ... | Physical games and literary discussion on social and educational matters. | ... | ... | 231 14 8 | 231 14 8 | 27 | ... | ... | 27 | Do. ... | 1888. |
| Saidapet Club ... ... ... | Literary ... ... ... | ... | ... | 10 0 0 | 10 0 0 | 12 | ... | ... | 12 | Do. ... | 1887. |
| Hindu Literary Association, Ponneri. | Development of Vernacular and English literature. | ... | ... | 69 8 0 | 69 8 0 | 47 | ... | ... | 47 | Do. ... | 1890. |
| Jubilee Club, Jammalmadugu. | For mutual improvement, union and sociability. | ... | ... | 93 0 0 | 93 0 0 | 10 | ... | ... | 10 | Do. ... | 1881. |
| Jubilee Reading Club, Proddatur. | Do. ... | ... | 131 2 0 | 250 0 0 | 381 2 0 | 25 | ... | ... | 25 | Do. ... | 1884. |
| Literary Society, Sidhout ... | Do. ... | ... | ... | 97 15 0 | 97 15 0 | 10 | ... | ... | 10 | Do. ... | 1889. |
| Literary Association, Cuddapah. | Do. ... | ... | ... | 127 0 0 | 127 0 0 | 29 | ... | ... | 29 | Do. ... | 1882. |
| American Mission Reading Room, Madanapalle. | Do. ... | ... | ... | ... | ... | ... | ... | 11,550 | 11,550 | Do. ... | 1870. |
| Reading Room, Piler ... | Do. ... | ... | ... | 119 4 0 | 119 4 0 | 800 | ... | 20 | 820 | Registered. | 1889. |
| Literary Society and Library, Pulivendla. | Do. ... | ... | ... | 98 0 0 | 98 0 0 | 27 | ... | ... | 27 | Not registered. | 1890. |
| Reading Room, Penukonda ... | Do. ... | ... | ... | 75 0 0 | 75 0 0 | 24 | ... | ... | 24 | Do. ... | 1890. |
| Teachers' Association, Penukonda. | Do. ... | ... | ... | 5 9 0 | 5 9 0 | 15 | ... | ... | 15 | Do. ... | 1890. |
| Newspaper Club, Kambadore. | Do. ... | ... | ... | 6 0 0 | 6 0 0 | 6 | ... | ... | 6 | Do. ... | 1890. |
| Teachers' Association, Dharmavaram. | Do. ... | ... | ... | 0 12 0 | 0 12 0 | 7 | ... | ... | 7 | Do. ... | 1890. |
| Teachers' Association, Hindupur. | Do. ... | ... | ... | 2 0 0 | 2 0 0 | 10 | ... | ... | 10 | Do. ... | 1891. |
| Merchants' Reading Room, Adoni. | Do. ... | ... | ... | 120 0 0 | 120 0 0 | 10 | ... | ... | 10 | Do. ... | 1st Oct. 1890. |
| Literary Society of Sarasavinodhini Sabha, Bellary. | Do. ... | ... | 100 0 0 | ... | 100 0 0 | 50 | ... | 10 | 60 | Do. ... | Apr. 1886. |
| Reading Room, Collector's Office, Bellary. | Do. ... | ... | ... | 360 0 0 | 360 0 0 | 25 | ... | ... | 25 | Do. ... | Mar. 1888. |
| Youngmen's Reading Room, Bellary. | Do. ... | ... | ... | 200 0 0 | 200 0 0 | 40 | ... | ... | 40 | Do. ... | Jan. 1888. |
| Students Club attached to the Municipal High School, Bellary. | Do. ... | ... | 36 0 0 | ... | 36 0 0 | ... | ... | 25 | 25 | Do. ... | Mar. 1886. |
| Progressive Union, Bellary ... | Do. ... | ... | 50 0 0 | 20 0 0 | 70 0 0 | 25 | ... | ... | 25 | Do. ... | Jan. 1889. |
| Subhrujjananandadyani, Rayadrug. | Do. ... | ... | ... | 10 0 0 | 10 0 0 | 20 | ... | ... | 20 | Do. ... | July 1889. |
| People's Association, Rayadrug. | Do. ... | ... | ... | 3 4 0 | 3 4 0 | 10 | ... | ... | 10 | Do. ... | Oct. 1889. |
| Sunmarga Samaj, Bellary ... | Do. ... | ... | 1,150 0 0 | 500 0 0 | 1,650 0 0 | 160 | ... | ... | 160 | Do. ... | Apr. 1886. |
| Moral Association, do. ... | Do. ... | ... | ... | ... | ... | ... | ... | 150 | 150 | Do. ... | Apr. 1886. |
| Sarasavinodhini Dramatic Society, Bellary. | Do. ... | ... | 1,200 0 0 | ... | 1,200 0 0 | 50 | ... | 10 | 60 | Do. ... | Apr. 1886. |
| Native Club, Bellary ... | Do. ... | ... | ... | 1,200 0 0 | 1,200 0 0 | 40 | ... | ... | 40 | Do. ... | Apr. 1889. |
| Teachers' Association, Adoni. | Do. ... | ... | ... | ... | ... | ... | ... | ... | 7 | Do. ... | Mar. 1891. |
| Do. Allur. | Do. ... | ... | ... | ... | ... | ... | ... | ... | 7 | Do. ... | Mar. 1891. |
| Do. Kudatani. | Do. ... | ... | ... | ... | ... | ... | ... | ... | 5 | Do. ... | Mar. 1891. |
| Do. Sirigeri. | Do. ... | ... | ... | ... | ... | ... | ... | ... | 3 | Do. ... | Mar. 1891. |
| Do. Namakal. | Do. ... | ... | ... | ... | ... | ... | ... | ... | 6 | Do. ... | Mar. 1891. |

## B.—SCIENTIFIC AND LITERARY—*continued.*

(80)—*Return of Scientific and Literary Societies for the year* 1890-91—continued.

| Names. | Object. | Income | | | | Members or visitors. | | | | Registered or not. | When established. |
|---|---|---|---|---|---|---|---|---|---|---|---|
| | | From Government. | From endowments. | From subscriptions. | Total. | Male. | Female. | Juvenile. | Total. | | |
| | | Rs. A. P. | Rs. A. P. | Rs. A. P. | Rs. A. P. | | | | | | |
| Teachers' Association, Municipal High School, Bellary. | For mutual improvement, union and sociability. | ... | ... | ... | ... | 11 | ... | ... | 11 | Not registered. | Jan. 1891. |
| Teachers' Association, Moca. | Do. | ... | ... | ... | ... | 4 | ... | ... | 4 | Do. ... | Feb. 1891. |
| Do. Tekkalakota. | Do. | ... | ... | ... | ... | 4 | ... | ... | 4 | Do. ... | Mar. 1891. |
| Reading Room, Hospet ... | Do. | ... | ... | 168 1 3 | 168 1 3 | 16 | ... | ... | 16 | Do. ... | 1st June 1880. |
| Harpanahalli Mitrasamaj ... | Do. | ... | 80 0 0 | 112 0 0 | 192 0 0 | 12 | ... | ... | 12 | Do. ... | 1st Mar. 1890. |
| Vellore Soldiers' Reading Room. | Social. For military pensioners only. | ... | ... | 20 0 0 | 20 0 0 | 120 | 36 | ... | 156 | Do. ... | 2nd Aug. 1862. |
| Vellore American Mission Reading Room. | For improving the social benefit of the town. | ... | ... | 180 0 0 | 180 0 0 | 18,596 | 360 | 1,031 | 19,987 | Do. ... | Jan. 1875. |
| Vellore Reading Room ... | For the benefit of the Hindus. | ... | ... | 117 0 0 | 117 0 0 | 344 | ... | ... | 344 | Do. ... | 1st Aug. 1889. |
| Vellore Club ... ... ... | For the social benefit of the Europeans. | ... | ... | 1,008 0 0 | 1,008 0 0 | 12 | 6 | ... | 18 | Do. ... | Mar. 1880. |
| Young Men's Christian Association, Vellore. | Social, spiritual and literary. | ... | ... | 42 0 0 | 42 0 0 | 10 | ... | ... | 10 | Do. ... | 20th Sept. 1890. |
| Melvisharam Muhammadan Reading Room. | For public use ... ... | ... | ... | 132 0 0 | 132 0 0 | 13 | ... | ... | 13 | Do. ... | 21st Jan. 1889. |
| Arcot American Mission Reading Room. | For the progress of the public. | ... | ... | ... | ... | 1,029 | 320 | 570 | 1,919 | Do. ... | 1st Apr. 1888. |
| Arkonam Reading Room ... | For the recreation and instruction of its members. | ... | ... | 161 0 0 | 161 0 0 | 16 | ... | ... | 16 | Do. ... | 1869. |
| Ranipet Victoria Jubilee Reading Room. | To improve the intellectual, social, physical, moral and general advancement of the community of Ranipet. | ... | ... | 183 0 7 | 183 0 7 | 1,499 | ... | .. | 1,499 | Do. ... | 29th Sept. 1887. |
| Wálája American Arcot Mission Reading Room. | For the benefit of the Walaja people. | ... | 90 8 0 | 15 2 0 | 105 10 0 | 661 | ... | 312 | 973 | Do. ... | 1884. |
| Kaveripak Sri Akila Jana Manoramya Sabha. | For educational improvement and for public good. | ... | ... | 50 0 0 | 50 0 0 | 35 | ... | ... | 35 | Do. ... | 12th Mar. 1886. |
| Literary Association, High School, Chittoor. | Mutual improvement of the members. | ... | ... | 4 10 0 | 4 10 0 | 18 | ... | 29 | 47 | Do. ... | 1888. |
| American Mission Free Reading Room, Chittoor. | Moral public benefit ... | ... | ... | 162 13 6 | 162 13 6 | 1,984 | 59 | ... | 2,043 | Do. ... | 1884. |
| H.L.G. Mission High School, Reading Room, Tirupati. | Intellectual and religious improvement of masters | ... | ... | 36 0 0 | 36 0 0 | 84 | ... | 150 | 234 | Do. ... | Mar. 1889. |
| Union Club, Cuddalore ... | Social, literary and physical improvement. | ... | ... | 802 6 1 | 802 6 1 | 40 | ... | ... | 40 | Do. ... | May 1884. |
| Tirupapuliyur Club ... ... | Reading newspapers ... | ... | ... | 185 0 0 | 185 0 0 | 22 | ... | ... | 22 | Do. ... | Dec. 1888. |
| The Cuddalore College Debating Society. | Literary ... ... ... | ... | ... | 3 4 0 | 3 4 0 | 7 | ... | 16 | 23 | Do. ... | 12th Mar. 1891. |
| Reading Room, Panruti ... | With the object of acquiring general knowledge and information. | ... | ... | 50 0 0 | 50 0 0 | 6 | ... | ... | 6 | Do. ... | 1st Oct. 1890. |
| Literary Society, Tirukoilur. | Literary improvement and reading newspapers. | ... | ... | 121 8 0 | 121 8 0 | 16 | ... | .... | 16 | Do. ... | 16th Sept. 1883. |
| Hindu Podiyana Anukúla Varthamana Sabha, Thondamanatham. | Reading Tamil newspapers and discussing questions affecting village riots. | ... | ... | 12 0 0 | 12 0 0 | 25 | ... | ... | 25 | Do. ... | Oct. 1886. |
| Reading Room, Chidambaram. | Study of newspapers ... | ... | ... | 62 11 0 | 62 11 0 | 22 | ... | ... | 22 | Do. ... | 11th Dec. 1889. |
| Literary Institute, Coimbatore. | Promotion of intellectual, moral and social improvement. | ... | ... | 104 8 0 | 104 8 0 | 14 | ... | ... | 14 | Do. ... | Dec. 1881. |
| Students' Literary Association, Coimbatore. | Mutual improvement of its members. | 309 5 0 | ... | 505 1 7 | 814 6 7 | 118 | ... | ... | 118 | Registered | 26th July 1884. |
| Dharmarakshani Sabha, Coimbatore. | Social improvement ... | ... | ... | 40 14 0 | 40 14 0 | 40 | ... | ... | 40 | Not registered. | 11th Nov. 1883. |
| London Mission Reading Room and Library, Coimbatore. | Intellectual, moral and social improvement. | ... | ... | 253 0 0 | 253 0 0 | 26 | ... | ... | 26 | Do. ... | ... |
| Reading Room, Mettupalayam. | Social and literary improvement. | ... | ... | 10 0 0 | 10 0 0 | 12 | ... | ... | 12 | Do. ... | 7th Jan. 1889. |
| Erode Reading Room ... | Mutual improvement ... | *60 0 0 | ... | 206 8 0 | 266 8 0 | 39 | ... | ... | 39 | Registered | 1st May 1880. |
| Jubilee Literary Society's Reading Room, Karur. | Pursuit of literary and scientific knowledge. | ... | ... | 92 14 0 | 92 14 0 | 35 | ... | ... | 39 | Do. ... | Aug. 1889. |
| Pollachi Club ... ... ... | Mental, moral and physical improvement. | ... | ... | 38 8 0 | 38 8 0 | 27 | ... | ... | 27 | Not registered. | Jan. 1891. |
| The Amaravati Students' Association, Karatholuvu. | Social, moral and literary improvement. | ... | 100 0 0 | 20 0 0 | 120 0 0 | 30 | ... | 3 | 33 | Do. ... | 13th Sept. 1888. |
| Students' Union, Erode ... | Literary and physical improvement. | ... | 32 0 0 | 25 0 0 | 57 0 0 | 6 | ... | 30 | 36 | Do. ... | 1887. |
| Ripon's Memorial Association, Udumalpet. | Reading newspapers ... | ... | ... | 219 0 0 | 219 0 0 | 19 | ... | ... | 19 | Do. ... | Apr. 1884. |
| Nilgiri Library ... ... | Library, reading and lecture room, &c. | ... | ... | 6,399 4 0 | 6,399 4 0 | ... | ... | ... | 137 | Registered | 1859. |
| Ootacamund Reading Room. | Do. ... | ... | ... | 140 0 0 | 140 0 0 | 27 | ... | ... | 27 | Not registered. | 1st Apr. 1889 |
| Salem Literary Society ... | Intellectual, social, physical and general advancement of the community of Salem. | ... | ... | 763 0 0 | 763 0 0 | 95 | ... | 15 | 110 | Registered | 28 years ago |
| London Mission Reading Room, Salem. | ..... | ... | ... | ... | ... | 450 | ... | 150 | 600 | Not registered. | 1860. |
| The Tirupatur Reading Room | For the improvement of the reading public. | ... | Return not received. | | | | | | | | |

* From Municipal funds.



385

## B.—SCIENTIFIC AND LITERARY—*continued.*

(80)—*Return of Scientific and Literary Societies for the year* 1890-91—continued.

| Names. | Object. | Income | | | | Members or visitors. | | | | Registered or not. | When established. |
|---|---|---|---|---|---|---|---|---|---|---|---|
| | | From Government. | From endowments. | From subscriptions. | Total. | Male. | Female. | Juvenile. | Total. | | |
| | | Rs. A. P. | Rs. A. P. | Rs. A. P. | Rs. A. P. | | | | | | |
| The Hindu High School Literary Society, Tirupatur. | For the improvement of public. | ... | ... | 42 0 0 | 42 0 0 | 634 | ... | 391 | 1,025 | Registered. | 16th Mar. 1889. |
| Hosur London Mission Reading Room. | Moral and religious ... | Return not received. | | | | | | | | | |
| Remount Depot Reading Room, Matigiri. | For public and social good. ..... | ... | ... | ... | ... | ... | ... | ... | ... | ... | ... |
| Literary Institute, Námakal. | | ... | ... | 88 6 0 | 88 6 0 | 31 | ... | ... | 31 | Not registered. | 1887. |
| Literary Society, Sankaridrug. | Intellectual and general improvement. ..... | ... | ... | 117 6 0 | 117 6 0 | 29 | ... | ... | 29 | Do. ... | 1888. |
| Lord Ripon's Excelsior Institute, Trichengod. | | ... | ... | 180 0 0 | 180 0 0 | 334 | ... | 144 | 528 | Do. ... | 1881. |
| Jubilee Reading Room, Tiruvadi. | Mental and moral improvement. | ... | 20 0 0 | 60 0 0 | 80 0 0 | 15 | ... | ... | 15 | Do. ... | 1884. |
| Teachers' Reading Room, Tiruvadi. | Do. ... | ... | ... | 30 0 0 | 30 0 0 | 9 | ... | ... | 9 | Do. ... | 1890. |
| Central School Students' Reading Room, Tiruvadi. | Do. ... | ... | ... | 6 0 0 | 6 0 0 | ... | ... | 40 | 40 | Do. ... | 1891. |
| Tirukkattupalli Teachers' Association. | To improve primary education. | ... | ... | 10 4 0 | 10 4 0 | 25 | ... | ... | 25 | Do. ... | 28th Sept. 1889. |
| Reading Room, Patukota. | General improvement ... | ... | ... | 102 8 0 | 102 8 0 | 18 | ... | ... | 18 | Do. ... | 1st Feb. 1880. |
| Saraswati Vilasa Library, Shiyali, transferred to Mayavaram. | Do. ... | ... | ... | 55 0 0 | 55 0 0 | 18 | 3 | 2 | 23 | Do. ... | 1858. |
| Reading Room and Library, Tranquebar. | Diffusion of knowledge ... | 5 4 0 | 53 2 9 | 183 8 0 | 240 14 9 | 21 | 1 | ... | 22 | Registered. | 1879. |
| The Middle School Reading Room, Ganapathiagraharam. | Mental and moral improvement. | 2 4 0 | ... | 15 0 0 | 17 4 0 | 5 | ... | ... | 5 | Not registered. | 1890. |
| Negapatam Reading Room and Literary Association. | General improvement ... | ... | ... | 521 12 0 | 521 12 0 | 60 | ... | ... | 60 | Do. ... | 1872. |
| Reading Room, Tiruvalur ... | Mental and moral improvement. | ... | ... | 107 3 0 | 107 3 0 | 13 | ... | ... | 13 | Do. ... | 9th Feb. 1883. |
| Board's Reading Room, Kulitalai. | To diffuse education ... | ... | ... | 298 10 0 | 298 10 0 | 63 | ... | ... | 63 | Registered. | 1st Feb. 1890. |
| Srirangam Club ... ... | Literary and social improvement. | ... | ... | 357 5 6 | 357 5 6 | 46 | ... | ... | 46 | Not registered. | 1880. |
| rirangam Teachers' Association. | Do. ... | ... | ... | ... | ... | 25 | ... | ... | 25 | Do. ... | 6th July 1889. |
| Mannachanallur Association. | Do. ... | ... | ... | 0 5 0 | 0 5 0 | 9 | ... | ... | 9 | Do. ... | November 1889 |
| Kannanur do. ... | Do. ... | ... | 0 2 0 | 0 10 0 | 0 12 0 | 7 | ... | ... | 7 | Do. ... | April 1890. |
| Pullambadi do. ... | Do. ... | ... | ... | 0 2 0 | 0 2 0 | 8 | ... | ... | 8 | Do. ... | November 1889 |
| Ambil do. ... | Do. ... | ... | 0 4 0 | 1 5 6 | 1 9 6 | 9 | ... | ... | 9 | Do. ... | Do. |
| Thalaikkudi do. ... | Do. ... | ... | 2 12 0 | 4 0 0 | 6 12 0 | 11 | ... | ... | 11 | Do. ... | Do. |
| Vengur do. ... | Do. ... | ... | 0 14 0 | 0 9 0 | 1 7 0 | 8 | ... | ... | 8 | Do. ... | Do. |
| Ilappur do. ... | Do. ... | ... | ... | ... | ... | 8 | ... | ... | 8 | Do. ... | Do. |
| Somarasampettai do. ... | Do. ... | ... | ... | 2 1 0 | 2 1 0 | 8 | ... | ... | 8 | Do. ... | Do. |
| Theruchendurai do. ... | Do. ... | ... | 1 12 0 | 3 1 0 | 4 13 0 | 6 | ... | ... | 6 | Do. ... | Do. |
| Reading Room, Madura Town High School. | For the moral, social and intellectual improvement of the reading public. | ... | ... | 0 12 0 | 0 12 0 | 11 | ... | ... | 11 | Do. ... | Do. |
| | | ... | ... | 185 0 0 | 185 0 0 | 10 | ... | ... | 10 | Do. ... | Do. |
| Reading Room, Mullipallam. | Improving the knowledge of general information by reading papers and books. | ... | ... | 52 12 0 | 52 12 0 | 12 | ... | ... | 12 | Do. ... | 3rd Jan. 1889. |
| Ambasamudram Jubilee Reading Room. | Physical and mental improvement. | ... | ... | 444 0 0 | 444 0 0 | 540 | ... | ... | 540 | Do. ... | 15th Mar. 1890. |
| Tenkasi Public Library and Reading Room. | For the general education and mutual literary improvement of the public. | ... | ... | 487 8 8 | 487 8 8 | 171 | ... | 35 | 206 | Do. ... | January 1887. |
| The Tinnevelly Club ... ... | The development of social intercourse, the advancement of sound knowledge and the promotion of physical and mental recreation. | ... | ... | 82 0 0 | 82 0 0 | 80 | ... | ... | 80 | Do. ... | April 1887. |
| Calicut Central Reading Room. | For improvement ... | ... | ... | 73 0 0 | 73 0 0 | 20 | ... | ... | 20 | Do. ... | 14th Mar. 1889. |
| Calicut Union Club ... ... | Do. ... | ... | ... | 30 0 0 | 30 0 0 | 40 | ... | ... | 40 | Do. ... | 11th Nov. 1890. |
| Kalpati Library Association. | Improvement of knowledge. | ... | ... | 132 0 0 | 132 0 0 | 12 | ... | ... | 12 | Do. ... | 1st Oct. 1890. |
| Palghat Bazaar Library ... | Do. ... | ... | ... | 1,510 0 0 | 1,510 0 0 | 37 | ... | ... | 37 | Do. ... | 1883. |
| Cochin Library and Reading Room. | Do. ... | ... | ... | 563 8 0 | 563 8 0 | 28 | 2 | ... | 30 | Do. ... | 1st July 1890. |
| Hindu Mathabhimana Samaj. | Do. ... | ... | ... | ... | ... | ... | ... | ... | ... | Do. ... | 18th Sept. 1867. |
| Vidyavinodhini ... ... ... | Physical, intellectual and moral advancement. | ... | 30 0 0 | ... | 30 0 0 | 10 | ... | ... | 10 | Do. ... | 14th Dec. 1888. |
| Newspaper Club ... ... | Do. ... | ... | 20 0 0 | 33 0 0 | 53 0 0 | 23 | ... | 6 | 29 | Do. ... | 3rd May 1886. |
| Catholic Club ... ... ... | Do. ... | ... | 25 0 0 | 45 0 0 | 70 0 0 | 27 | ... | 7 | 34 | Do. ... | 4th June 1883. |
| Kasergod Newspaper Club ... | Do. ... | ... | 137 0 0 | 145 0 0 | 282 0 0 | 40 | ... | 20 | 60 | Do. ... | 1885. |
| Do. Lawn-Tennis Club. | Do. ... | ... | ... | 50 0 0 | 50 0 0 | 15 | ... | ... | 15 | Do. ... | 1883. |
| Hosadrug Newspaper Club ... | Do. ... | ... | ... | 30 0 0 | 30 0 0 | 10 | ... | ... | 10 | Do. ... | 1883. |
| Do. Lawn-Tennis Club. | Do. ... | ... | ... | 35 0 0 | 35 0 0 | 5 | ... | ... | 5 | Do. ... | 1885. |
| Vitla Cricket Club ... ... | Do. ... | ... | ... | 15 0 0 | 15 0 0 | 5 | ... | ... | 5 | Do. ... | 1887. |
| Reading Club, Karkala ... | Do. ... | ... | ... | 25 0 0 | 25 0 0 | 6 | ... | ... | 6 | Do. ... | 1886. |
| Newspaper Club, Puttur ... | Do. ... | ... | ... | 144 0 0 | 144 0 0 | 17 | ... | ... | 7 | Do. ... | 1st Aug. 1886. |
| | | ... | ... | 48 0 0 | 48 0 0 | 8 | ... | ... | 8 | Do. ... | 1888. |

## B.—SCIENTIFIC AND LITERARY—*continued.*

(81)—*The Press, for the year* 1890-91.

| 1 | 2 | 3 | 4 | |
|---|---|---|---|---|
| | | | Publications thereat. | |
| Madras Town. | Name of Press. | Name of proprietor. | *a* Newspapers. | *b* Periodicals. |
| **ENGLISH PRINTING PRESSES.** | | | | |
| Mount Road, No. 158 ... | Addison Press ... ... | Addison and Co. ... | The Madras News ... Young Men of India. The Indian Social Reformer. | Madras Masonic Review. |
| Mint Street, No. 1 ... | Albinion Press ... | S. J. Chowryappah ... | The Eastern Guardian The Christian Patriot | Madras Templar. |
| Mint Street, Peddu Naickspettah, No. 328. | American Press ... | P. M. Selvaraja Mudali. | ..... | Mahavinodini. |
| Errabalu Chetti Street, No. 26. | Asiatic Press ... ... | T. G. Fonceca ... ... | Vetty Codyone or Standard Bearer (Tamil). | ..... |
| Mount Road, No. 200 ... | Beehive Press ... ... | J. F. Davies of Messrs. Oakes & Co. | ..... | ..... |
| Anna Pillai Street, Peddu Naickspettah, No. 97. | Brahmo Orphan Asylum Press. | V. Runganathum Naidu, Manager. | ..... | The Fellow Worker. |
| Theroomalai Lane, Peddu Naickspettah, No. 1. | Central Press ... ... | Ammoyeeammal ... | ..... | ..... |
| China Bazaar Road, No. 187. | Chengalraya Naicker's Orphanage Press. | E. Balasundra Mudaliyar. | ..... | Patchiappa's Charity reports. |
| Mannarswami Covil Street, Rayapuram, No. 79. | Cosmopolitan Press ... | D. Chellapilla Chetty ... | ..... | ..... |
| Ritherdon Road, Egmore, No. 1. | Cosmopolite Press ... | S. Pulney Andy, M.D.... | The Cosmopolite ... | ..... |
| Armenian Street, No. 90 ... | Crown Press ... ... | S. Balasubhramaniyam Chetti. | ..... | ..... |
| High Road, Chulay, No. 97. | Editorial Press ... ... | C. C. Devendranada Pundit. | ..... | ..... |
| Popham's Broadway, Nos. 154 and 155. | Empress of India Press. | A. Shunmoogappa Chetti. | ..... | ..... |
| Popham's Broadway, No. 2-149. | Eurasian Industrial Press. | Mrs. A. Misquita ... | South Indian Advertiser. | ..... |
| McLean Street, Black Town, No. 10. | Examiner Press ... | T. Mayer ... ... | The Catholic Watchman. | ..... |
| Govindappa Naick Street, No. 69. | Excelsior Press ... | T. Chennakrishniah and T. R. Chackravarthy. | ..... | ..... |
| Mount Road, No. 30 ... | Foster Press ... ... | M. Suriah Sastri ... | Law Times ... | ..... |
| Blacker's Lane, Mount Road, No. 4. | Guardian Press ... | C. Kistnaswami Nayudu & Co. | ..... | ..... |
| Mount Road, No. 165 ... | Higginbotham & Co.'s Press. | Higginbotham & Co. ... | ..... | ..... |
| Mount Road, No. 191 ... | Hindu Press ... ... | R. Narasinga Row, B.A. | Andraprakasika (Telugu). | ..... |
| Poonamalle Road, Periamet, No. 84. | Hindu Preaching Society's Press. | C. G. Appu Mudali ... | Sri Lokaranjani (Tamil). | ..... |
| Mint Street, No. 331 ... | Hindu Royal Press ... | T. Soobrayalu Raju and M. P. Mooniswami Mudali. | ..... | ..... |
| Mint Street, No. 415 ... | Hindu Theological Press. | C. Nagalinga Mudali ... | Ayulvedabhaskaran (Tamil). | ..... |
| Popham's Broadway, No. 147. | Imperial Press ... ... | Rajamanickammal ... | ..... | ..... |
| Pathalavigneswaran Covil Street, Rayapuram, No. 107. | Indian Press ... ... | J. Appadoray Pillay ... | Vedanta Nirnaya Patrika (Tamil). | ..... |
| Popham's Broadway, No. 163. | Irish Press ... ... | V. J. Manicka Velu Mudali. | ..... | ..... |
| Mount Road, No. 166 ... | Lawrence Asylum Press. | G. W. Taylor, Superintendent. | The Argus; the Madras Law Journal. | Almanacs, Army and Civil Lists, Medical List, History of Services of Government Officials, Journal of Education, Educational Calendar, Madras Railway Guide, Secunderabad Parish Magazine, St. Matthias' Parochial Magazine, Black Town Parish Magazine, Hyderabad Directory, Church Missionary Gleaner, Nilgiri Guide, Bangalore Guide. |



## B.—SCIENTIFIC AND LITERARY—*continued.*

(81)—*The Press, for the year* 1890-91—continued.

| 1 | 2 | 3 | 4 | |
|---|---|---|---|---|
| | | | Publications thereat. | |
| Madras Town. | Name of press. | Name of proprietor. | *a* Newspapers. | *b* Periodicals. |
| **ENGLISH PRINTING PRESSES—*continued.*** | | | | |
| Lafond Street, Chintadripet, No. 1. | Lithographic Press ... | G. Paczensky and Son. | ..... | ..... |
| Mount Road, No. 162 ... | Madras Advertiser Press. | Tom Batty ... ... | The Madras Advertiser. | ..... |
| North Beach Road, No. 6... | Madras Mail Press ... | Lawson and Cornish ... | The Madras Mail, Daily, Weekly and Tri-weekly. | ..... |
| Thumbu Chetti Street, Muthealpet, No. 316. | Madras Ripon Press ... | S. Ruthna Chetti ... | Arivajanaparipalini (Tamil). | ..... |
| Popham's Broadway, No. 167. | Madras Times Press ... | Arbuthnot and Co. ... | The Madras Times, Daily and Weekly. | ..... |
| Perumal Covil Garden Street, No. 7. | Madras Town Hall Press. | C. Arunachala Chetti ... | ..... | ..... |
| Thumbu Chetti Street, Muthealpet, No. 44. | Memorial Press ... | M. Veerusami Chetti ... | ..... | ..... |
| Jeremiah's Road, Vepery... | Methodist's Episcopal Publishing House. | Messrs. Baker and King. | Harvest Field; Woman's Friend; Christian Visitor; Herald. | ..... |
| Popham's Broadway, No. 159. | Minerva Press ... ... | O. Cundaswami Mudali. | ..... | ..... |
| St. Thomas Catholic House, Japamalay Mada Street, Mylapore. | Mylapore Catholic Press. | J. D'Souza ... ... | The Catholic Register | ..... |
| Mount Road, No. 100 ... | National Press ... | G. Subramania Aiyar and M. Veeraraghava Chariar. | The Hindu ... ... | ..... |
| Kistnama Naick, Agraharam Street, Peddu Naickspettah, No. 7. | People's Friend Press. | D. Narasiah ... ... | The People's Friend. | ..... |
| Philip's Street, Black Town, No. 4. | Price Current Press ... | J. L. Pereira ... ... | The Madras Standard | ..... |
| Chulay High Road, No. 13. | Prince of Wales Press. | A. Ethiraja Mudali ... | ..... | ..... |
| Popham's Broadway, No. 68. | Saint Joseph's Press .. | M. S. Yaga Pillai ... | The Companion to the Catholic Religion. | ..... |
| Cundappa Charry Street, Purasavakum, No. 6. | Scriptural Publication Society's Press. | C. Maselamoney ... | ..... | The Berean (English) and The Prophetic (Tamil). |
| Anna Pillai Street, Black Town, No. 150. | Scottish Press ... ... | T. V. Tooljaram Row, trading as Graves, Cookson & Co. | ..... | The Theosophist. |
| Church Road, Vepery, No. 18. | Society for Promoting Christian Knowledge Press. | R. Lawrence ... ... | ..... | The Progress; the Messenger of Truth; the Madras Diocesan Record. |
| Wallajah Road, Mount Road, No. 88. | Srinivasa Varadachari Press. | C. Srinivasachari and S. Varadachari. | ..... | ..... |
| Malayappan Street, Muthealpet, No. 9. | Star Press ... ... | T. A. Malaya Pillai of T. Annaswami Pillai and Sons. | ..... | ..... |
| Mint Street, No. 142 ... | Star of India Press ... | T. Coopooswami Nayakar. | ..... | ..... |
| Mount Road, Nos. 5, 6, 7 & 8. | Vest and Co.'s Press ... | Messrs. Vest and Co. ... | ..... | Indian Jurist. |
| Popham's Broadway, No. 114. | Winstone Press ... | T. A. Rutnaswami Pillai and A. G. Pragasum Pillai. | ..... | ..... |
| Popham's Broadway, No. 161. | Victor Press ... ... | Solomon David and B. A. A. Rajendram Pillai. | Mahavigndaduthan (Tamil), Jayavikatakavi (Telugu), Catholic Nesan (Tamil), Wit and Humour (English), The Indian Light (English). | ..... |
| **NATIVE PRINTING PRESSES.** | | | | |
| Trivettore High Road, Toradiarpett, No. 323. | Audi Saraswathi Nilayam Press. | V. Ramaswami Sastrulu. | ..... | ..... |
| Narayana Mudali Street, Peddu Naickspettah, No. 6. | Audi Kalanidhi Press... | P. Sivalingiah ... ... | ..... | ..... |

## B.—SCIENTIFIC AND LITERARY—*continued.*

(81)—*The Press, for the year* 1890-91—continued.

| 1 | 2 | 3 | 4 | |
|---|---|---|---|---|
| | | | Publications thereat. | |
| Madras Town. | Name of press. | Name of proprietor. | *a* Newspapers. | *b* Periodicals. |
| | | NATIVE PRINTING PRESSES—*continued.* | | |
| Popham's Broadway, No. 144. | Ashtalakshmi Vilasam Press. | P. Comaraguru Mudali. | ..... | ..... |
| Ayaloor Mutheah Mudali Street, Peddu Naickspettah, No. 25. | Barathi Vilasam Press. | O. Yagambara Mudali. | ..... | Tamil Calendar. |
| Avadanam Paupier Road, Chulay, No. 103. | Ilakkana Kalanjium Press. | K. Cundaswami Mudali. | ..... | ..... |
| Govindappa Naick Street, Peddu Naickspettah, No. 216. | Geervanabhasha Ruthnakaram Press. | B. Theagaraya Sastrulu | ..... | ..... |
| Strotton Mutheah Mudali Street, Peddu Naickspettah, No. 56. | Gnana Sooryodaya Press. | B. Chennakesavalu Chetti. | ..... | Telugu Calendar. |
| Guruvappan Street, No. 41. | Grantha Ruthnakaram Press. | B. Sivalinga Chetti ... | ..... | ..... |
| Vencatesa Naick Street, Triplicane, No. 3. | Janopakarini Press ... | R. Vencata Subba Row. | ..... | ..... |
| Thumbu Chetti Street, Muthealpet, No. 289. | Kalaratnakaram Press. | W. Pushparatha Chetti. | ..... | ..... |
| Muthukistnan Street, No. 34. | Kalagnana Press ... | T. Ruthna Mudali ... | ..... | ..... |
| Nammalwar Street, No. 23. | Kalamathu Vilakkam Press. | C. Kanagaraya Mudali. | ..... | ..... |
| Veeraraghava Mudali Street, Triplicane, No. 18. | Kalvipragasam Press ... | M. Chidambara Mudali | ..... | ..... |
| Popham's Broadway, No. 173. | Krishna Press ... ... | R. Manavala Mahamuni Chetti. | ..... | ..... |
| Govindappa Naick Street, No. 151. | Lakshmi Vilasa Press. | A. Abboyee Chetti ... | ..... | ..... |
| Seringapatam Subramania Mudali Street, No. 23. | Manonmani Vilasam Press. | K. Manicka Mudali ... | ..... | ..... |
| Nammalwar Street, No. 54. | Manicka Munthiram Press. | M. Manicka Mudali ... | ..... | ..... |
| Swami Naick Street, Chintadripet, No. 93. | Muttoowar Coolalambal Press. | T. Sabapathi Pillai ... | ..... | ..... |
| Thotticalai Comarappa Mudali Street, Chulay, No. 39. | Parabrahma Press ... | T. Cunneappa Mudali and T. Raju Mudali. | ..... | ..... |
| Therupally Street, No. 21. | Poomagal Vilasam Press. | A Rungaswami Mudali. | ..... | Calendars. |
| Swami Naick Street, Chintadripet, No. 85. | Prabakara Press ... | C. Narayanaswami Mudali and Son. | ..... | ..... |
| Vullam Bungaroo Chetti Street, Pursawakum, No. 30. | Ramaprasannodayam Press. | M. Ramanuja Chari ... | ..... | ..... |
| Hanoomantharayan Covil Street, No. 4. | Sakalakalanilayam Press. | A. Shunmugappa Chetti, guardian to T. C. Nagalingappa Chetti. | ..... | ..... |
| Peddunckса Lane, No. 12. | Sarada Press ... ... | B. Somasoondrum Chetti. | ..... | ..... |
| Venkayar Street, No. 25 ... | Sarada Nilayam Press. | P. Soobramiah ... ... | ..... | ..... |
| Trivettore High Road, Washermanpet, No. 319. | Saradamba Vilasa Press. | C. Sundararamasastrulu | ..... | ..... |
| Nammalwar Street, No. 35. | Saraswathi Vilasam Press. | N. Venkatasubba Sastrulu. | ..... | ..... |
| Kanakapillai Street, Perumal Covil Gardens. | Shunmuga Vilasam Press. | S. Solayappa Mudali ... | ..... | ..... |
| Narayana Mudali Street, No. 4. | Siva Siddanta Press ... | A. Moothiah ... ... | ..... | ..... |
| Iyah Mudali Street, Chintadripet, No. 36. | Sivagnanabodham Press | C. Shunmuga Sundara Mudali. | ..... | ..... |
| Arunachala Street, No. 10. | Srikalanilaya Achchendrasala. | N. Cundasami Mudali. | ..... | ..... |
| Moothoo Naick Street Mahfoozkhan's Gardens, No. 16. | Srikalavilasam Press ... | G. Ramaswami Nayudu | ..... | ..... |
| Thoolcanathamman Covil street No. 1. | Srikamalapadma Vilasa Press. | I. Parthasaradi Pillai. | ..... | ..... |



## B.—SCIENTIFIC AND LITERARY—*continued.*

(81)—*The Press, for the year* 1890-91—continued.

| 1 | 2 | 3 | 4 | |
|---|---|---|---|---|
| | | | Publications thereat. | |
| Madras Town. | Name of press. | Name of proprietor. | *a* Newspapers. | *b* Periodicals. |
| | | NATIVE PRINTING PRESSES—*continued.* | | |
| Mint Street, No. 363 ... | Srinilayam Press ... | C. P. Chengalroya Chetti. | ..... | ..... |
| Condaliah Street, No. 8 ... | Srinathoomamahéswara Press. | P. Akkiah ... ... | ..... | ..... |
| Vinayaga Mudali Street, No. 7. | Srinikéthanum Press. | P. Ramanjulu Nayudu and Sons. | ..... | ..... |
| Tirupally Lane, No. 1 ... | Sri Padmanabha Vilasa Press. | E. Narayanaswami Nayudu. | ..... | ..... |
| Mint Street, No. 429 ... | Sri Rangavilasam Press. | V. Kistnaswami Chetti. | ..... | ..... |
| Venatheertha Mudali Street, Pursavakum, No. 48. | Sri Raja Ram Mohun Roy Press. | M. Butchiah Pantulu. | Hindujana Samskárini or the Hindu Reformer. | ..... |
| Peyalwar Covil Street, Triplicane, No. 12-16. | Sri Saraswathi Bhadaram Press. | S. Parthasaradhi Aiyangar, Secretary. | ..... | ..... |
| Seenu Mudali Street, No. 7 | Sri Vani Vinoda Mandiram Press. | P. Raghavacharlu and P. Ramanuja Charlu of P. S. Kakula Charlu and Brothers. | ..... | ..... |
| Careeappa Mudali Street, Pursavakum, No 20. | Sujana Ranjani Press... | R. Strinivasa Mudali ... | ..... | ..... |
| Mullah Sahib Street, No. 72. | Sumanamanollasini Press. | P. Vencatalakshmamma | ..... | ..... |
| Vullum Bungaroo Chetti Street, Pursavakum, No. 3. | Sundaravilasa Press ... | P. Soondara Mudali and Son. | ..... | ..... |
| Second Line Beach, No. 7. | Sathyadeepum or Lamp of Truth Press. | R. M. Bauboo ... | Eastern Star ... | ..... |
| Avadanam Paupier Street, Pursavakum, No. 27. | Thondamandalam Press. | P. Coopooswami Mudali. | ..... | ..... |
| Nullana Mudali Street, Peddu Naickspettah, No. 2. | Umbala Vilasam Press. | N. Arunagiri Mudali ... | ..... | ..... |
| Narayana Mudali Street, Peddu Naickspettah, No. 52. | Vani Vilasam Press ... | V. Coomaraswami Mudali. | ..... | ..... |
| Vadamalay Maistri Street, Peddu Naickspettah, No. 14. | Vasuruthnakara Press. | D. Srikristna Pundit ... | ..... | ..... |
| Langar Paupiar Road, Chulay, Nos. 18, 19. | Vedavenayagar Press .. | V. Govinda Nayagar ... | ..... | ..... |
| Umpherson's Street, Black Town, No. 1. | Vellayn Nadar Jubilee Press. | T. Ruthnaswami Nádár | ..... | Poresatham or War Cry (Tamil), Janavandani (Tamil), Maharani (Tamil, Telugu). |
| Nammalwar Street, Peddu Naickspettah, No. 16. | Veeraraghava Mudrakasharasala. | K. Veeraragaviah ... | ..... | ..... |
| Munnarswamy Covil Road, Rayapuram, No. 90. | Vidya Tarangani Press. | A. Veerasawmi Naicker and B. Ruthna Naicker. | ..... | ..... |
| Vadamalay Pillai Street, Narayanapoliem, Pursavakum, No. 42. | Vidya Vinodhini Press. | C. Veeraswami Nayudu | ..... | ..... |
| Mint Street, No. 300 ... | Vidyanupalana Press ... | N. C. Sadasiva Pillai ... | ..... | ..... |
| Vadamala Maistri Street, Peddu Naickspettah, No. 20. | Vidya Vivekabalanidhi Press. | B. Anantha Charlu ... | ..... | ..... |
| Védavinayagar Covil Road, Perambore Barracks Road, No. 42. | Vivéka Vilakkum Press. | P. Veloomalai Pillai ... | ..... | ..... |
| Devaraja Mudali Street, Peddu Naickspettah, No. 174. | Vurtharmanatarangani Press. | P. Venkata Row ... | ..... | ..... |
| | | HINDUSTANI LITHOGRAPHIC PRESSES. | | |
| Paqir Sahib Street, Triplicane, No. 39. | Ahmadi Press ... ... | Saiyid Ahmed Husain Sahib. | ..... | ..... |
| Habibulla Sahib Street, Jambazaar, Triplicane, No. 3. | Azizi Press ... ... | Muhammad Abdus Satnar. | ..... | ..... |

## B.—SCIENTIFIC AND LITERARY—*continued.*

(81)—*The Press, for the year* 1890-91—continued.

| 1 | 2 | 3 | 4 | |
|---|---|---|---|---|
| Districts. | Name of press. | Name of proprietor. | Publications thereat. | |
| | | | *a* Newspapers. | *b* Periodicals. |
| **HINDUSTANI LITHOGRAPHIC PRESSES—*continued.*** | | | | |
| Tippu Sahib Street, Chitty's Garden, Triplicane, No. 14. | Atha-ur-Rahman Press. | Saiyid Shahab-ud-din Sahib. | ..... | ..... |
| Tahli Saib Street, Triplicane, No. 38. | Firdosi Press ... ... | Muhammad Abdulla Sahib. | Anjumani Himayathul Islam. | ..... |
| Titarappa Mudali Street, Triplicane, No. 11. | Ghansiya Press ... | Tajammul Husain Khan Bahadur. | ..... | ..... |
| Husain-ul Mulk's Garden, Rayapettah. | Hydayat Press ... | Mirza Kasim Beg Sahib. | ..... | ..... |
| Peter's Road, Rayapettah, No. 34. | Haidari Press ... ... | Saiyid Murtuza Sahib Qadiri. | Jarida-i-Rozgar ... | ..... |
| Big Mosque Compound, Triplicane. | Mazharul Ajaib Press ... | Maulavi Muhammad Nasratulla Sahib. | 1. Muzharul Ajaib. 2. Jalvai Sakhun. | ..... |
| Nizamuddin Ahmad Khan's Garden, 4 Old Langhur Khana Road, Triplicane. | Nizamul Mutbai Press. | Muhammad Nizamuddin Sahib. | Tadbir ... ... | ..... |
| Pycroft's Road, Triplicane No. 26. | Shamsia Press ... | Muhammad Nasir-ud-din Sahib Ghatala Effendi. | 1. Shams-ul-Akbara-i-Madras (Urdu). 2. The Muhammadan (English). | ..... |
| Daulut Khan Bahadur Street, Triplicane. | Sharifia Press ... | Muhammad Saidq-ul Husain Sharif. | Tilismi-Hairuth-i-Madras Punch. | ..... |
| **DISTRICT PRESSES.** | | | | |
| Ganjam ... ... ... | Victoria Press ... ... | Madapalli Chakrapani Raju. | ..... | ..... |
| | Srimat Saramruta Sindhu Press. | Madapalli Rangaramanuja Raju. | ..... | ..... |
| | Gayitri Press ... ... | Kanukolam Kanakadri Rama Rao. | ..... | ..... |
| Vizagapatam. — Vizagapatam ... | District Press ... ... | Government ... ... | ..... | District Gazette (monthly). |
| | Arsha Press ... ... | Sri Paravastu Venkata Rangacharyulu Aiyavarlun Garu. | ..... | Andra Sribhashya.* |
| | Indian Law Publication Press. | Kocherlakota Venkataramaswami Pantulu Garu. | ..... | ..... |
| | Sri Sarada Makuta Press. | Vinnakota Appala Narasimhulu Garu. | The Sarada, (Telugu) weekly. | ..... |
| | Venugopala Press ... | Garuda Sundara Ramayya Garu. | ..... | ..... |
| Vizianagram ... ... | Viziarama Vilasa Press. | The Hon'ble The Maharajah of Vizianagram, K.C.I.E. | Telugu Harp, English weekly. | ..... |
| Bobbili ... ... ... | Rangaraya Vilasa Press | Raja of Bobbili ... | ..... | ..... |
| Godavari ... ... ... | American Lutheran Mission Press. | Nallagonda Kodanda Ramiah. | The Suneethi (English and Telugu), monthly. | ..... |
| | District Press ... ... | Government ... ... | ..... | District Gazette; Port Conservancy Board's Proceedings, (monthly). |
| | Commercial Press ... | T.F. Larine, Honorary Secretary, Messrs. Hall, Wilson and Co. | ..... | Municipal Proceedings; District and Taluk Board's Proceedings (monthly). |
| | Rajayogi Press ... | Gurazada Sriramamurti | ..... | ..... |
| | Samastanam Press ... | Raja of Pithapur ... | Sri Sanmarga Darsani (monthly). | ..... |
| | The D.P.W. Press, Dowleishwaram. | Marakani Srinivasulu Nayudu. | ..... | ..... |

* Published monthly for seven months from April 1890.



## B.—SCIENTIFIC AND LITERARY—*continued.*

(81)—*The Press, for the year* 1890-91—continued.

| 1 | 2 | 3 | 4 | |
|---|---|---|---|---|
| Districts. | Name of press. | Name of proprietor. | Publications thereat. | |
| | | | *a* Newspapers. | *b* Periodicals. |
| **DISTRICT PRESSES—*continued.*** | | | | |
| Godavari—*continued.* | Sri Vivekavaradhani Press, Rajahmundry. | M.R.Ry. Kandukuri Veerasalingam Garu. | The Vivekavardhani (weekly). | ..... |
| | Favourite Job Press, Rajahmundry. | Rev. H. C. Schmidt, American Evangelical Lutheran Mission Superintendent. | Sunithi (monthly) ... | ..... |
| | Sanivarapetta Press ... | Raja Rungiah Appa Rao Bahadur Zamindar Garu. | ..... | ..... |
| | Pangidigudem Press ... | Raja Bommadevara Venkata Narasimha Nayudu Bahadur Garu Zamindar. | ..... | ..... |
| | Kalanidhi Press ... | Pauda Venkataswami ... | ..... | ..... |
| Kistna. — Guntur ... ... ... | American Lutheran Mission Press. | American Lutheran Mission of Guntur, under the Board of Foreign Missions of the General Synod of the Evangelical Lutheran Church in the United States of America. | ..... | ..... |
| Bezvada ... ... ... | Kistna Press ... ... | Vinjamuri Viraraghavachariar. | ..... | ..... |
| Masulipatam ... ... | C.M.S. Dove Press ... | Church Mission Society. | ..... | Taluk Board's Resolutions are printed and circulated with the District Gazette. |
| | Venkatareddi Nayudu Press. | Madapaka Butchi Venkatareddi Nayudu | Budhavidheyi (Telugu), fortnightly. | ..... |
| Nellore ... ... ... | Srimat Saraswati Nilayam Press. | Vangipuram Runga Charlu, Agent of Saraswati Sitamma. | ..... | Ameedrita Grantha Chintamani, a monthly journal of education. |
| | Sri Ranganayaki Vilasam Press. | Osoor Saraswati Narasimha Charlu. | ..... | ..... |
| | Catholic Mission Press. | Rev. J. Clenchi Nadar. | ..... | Nitidarpanam (monthly). |
| | Ramapatam Mission Press. | American Baptist Mission Union. | ..... | Reopened in January 1891. A monthly periodical called "Lone Star," and "The Telugu Baptist," also a monthly paper. |
| | Venkatagiri Raja's Press. | Venkatagiri Raja ... | ..... | ..... |
| Cuddapah ... ... ... | Kalyana Kumara Vilasa Press. | Kristnam Surya Chetti. | ..... | Proceedings of the Local Fund Boards and Municipal Councils. |
| Bellary ... ... ... | District Press ... ... | Government ... ... | ..... | District Gazette (monthly). |
| | Albion Press ... ... | Mr. M. Abraham ... | ..... | ..... |
| | Chitralipi Sarada Press | Rajagopal Chetti ... | ..... | ..... |
| | Bellary Printing Press. | Managed by a body of shareholders. | Sanmarga Bodhini, English and Telugu, weekly. | ..... |
| | Neutral Press ... ... | Ramanna Nayudu and Govindaraju Pillai. | ..... | ..... |
| | Saraswati Printing Press. | Venkatadri Sastri ... | ..... | ..... |
| | Dragon Press, 14th Madras N.I. | Mr. A. C. Baldwin, Secretary. | ..... | ..... |
| | Somerset Press, 14th L.I. | Lieutenant Valentine ... | ..... | ..... |
| Chingleput. — Chingleput ... ... | The Indian Press ... | P. Jagannatha Pillai ... | ..... | ..... |
| Conjeeveram ... ... | The Chandrabanu Press. | S. Arunachala Nadar ... | ..... | ..... |
| Do. ... ... | The Kanchi Bhushanam Press. | 1. K. Srinivasa Raghava Chariar. 2. Melpakam Thata Desika Thatha Chariar. 3. Kondangi Srinivasa Varada Chariar. | ..... | ..... |
| Saidapet ... ... ... | The Hindu Union Press. | P. Devasikamani Mudali. | ..... | ..... |

## B.—SCIENTIFIC AND LITERARY—*continued.*

(81)—*The Press, for the year* 1890-91—continued.

| 1 | 2 | 3 | 4 | |
|---|---|---|---|---|
| | | | Publications thereat. | |
| Districts. | Name of press. | Name of proprietor. | *a* Newspapers. | *b* Periodicals. |
| | | DISTRICT PRESSES—*continued.* | | |
| North Arcot. Vellore | Vani Niketanam Press. | Thangavelu Mudaliar and Girinatha Mudaliar. | ..... | ..... |
| Vellore | Vimala Press | Kalathi Aiyar | ..... | ..... |
| Vellore | Victoria Press | V. Parthasaradi Mudaliar and Brothers. | ..... | ..... |
| Karvetnagar | Sri Bharata Lila Sadhana Muthrakshara Sala. | Zamindar of Karvetnagar. | ..... | ..... |
| Punganur | Vernacular Press | B. Narayana Row | ..... | ..... |
| Chittoor | Victoria Jubilee Press | C. Ramanuja Chariar | ..... | ..... |
| Venkatagiri | Private Press | Zamindar of Bangari | ..... | ..... |
| Arni | American Mission Press | Rev. E. C. Scudder | ..... | ..... |
| South Arcot. South Arcot | District Gazette Press | Government | ..... | District Gazette (monthly). |
| Chidambaram | Brahma Vidiya Press. | C. R. Srinivasa Sastri | Brahma Vidya Patrika (fortnightly). | ..... |
| Cuddalore | Patriot Press, Manjakuppam. | P. T. Sadagopa Chariar and Co. | Desabhimani (fortnightly). | ..... |
| Tanjore. Tanjore | Patriot Press | Krishnaswami Appa | Tanjore Janamitran (weekly). | ..... |
| Tanjore | Sarathavilasa Press | Ramanatha Rao Saheb. | Sujanollasan, Jananukulan. | ..... |
| Tanjore | National Press | T. R. Vasantha Pillay | Southern Star (weekly). | ..... |
| Tanjore | Púrna Chandrodaya Press. | Narayana KrishnajiRao | ..... | ..... |
| Tanjore | Buddhi Prakasa Press. | V. Ry. Govinda Rao, Ghatigai Rao Saheb. | Athivinoda or Great Gup and Gossip, Tamil. | ..... |
| Tiruvadi | Girvána Váni Vilasa Press. | A. Panchabikesa Iyer | ..... | Siva Bhaktichandrika (monthly). |
| Tiruvadi | Jothirvalasa Press | Sundareswara Srouthi. | ..... | ..... |
| Kumbakonam | Lord Ripon Press | Gilladi Badrasami Chettiar. | ..... | ..... |
| Kumbakonam | Sri Vidya Press | Venkatarama Aiyar of Vayalur and Sambasiva Sastriar of Konerirajapuram. | ..... | ..... |
| Tranquebar | Evangelical Lutheran Mission Press. | Leipzig Evangelical Lutheran Mission Society. | ..... | Arunodayam (monthly). |
| Negapatam | Eclipse Press | Messrs. Oliver and Co. | South Indian Post | ..... |
| Negapatam | Scottish Branch Press. | Messrs. Graves, Cookson and Co. | ..... | ..... |
| Negapatam | Victoria Industrial School Press. | Messrs. Bava Krishnaswami Mudaliar and Co. | ..... | ..... |
| Negapatam | Pennington's Press | V. Kannayira Stapathi. | Naga Nila Lochani | ..... |
| Trichinopoly | Southern Star Press | P. Ulagappa Pillai | ..... | Parish Magazine (monthly). |
| Trichinopoly | Ripon Press | T. V. Venkatarayalu Nayudu. | ..... | ..... |
| Trichinopoly | South India Times Press. | V. Packiyam Pillai and Sons. | ..... | ..... |
| Trichinopoly | Rock Fort Press | Narayanaswami Pillai and Sons. | ..... | ..... |
| Trichinopoly | Branch Eclipse Press | Messrs. Oliver and Co., Negapatam. | ..... | South Indian Railway Guide in English and Tamil (monthly). |
| Madura | Pandiyan Press | M. Ananthakrishna Nayudu. | ..... | ..... |
| Madura | Shanmuga Vilása Press. | Sandanam Servai | ..... | ..... |
| Madura | Vanivilasam Press | Subbaraya Sastri | Suguna Sundaran (weekly). | ..... |
| Madura | Kasim Press | Ibrahim Ali Sahib | Komali Pandiyanesan (tri-weekly). | ..... |
| Madura | South Indian Press | C. Seshadri Sastri | ..... | ..... |
| Madura | Meenatchi Sundara Vilásam Press. | Lakshmanan Servai | ..... | ..... |
| Madura | Leonore Press | Rev. J. T. Washburn | Sathia Varthamani (fortnightly) and Santhosha Saithi (monthly). | ..... |



## B.—SCIENTIFIC AND LITERARY—*continued.*

(81)—*The Press, for the year* 1890-91—continued.

| 1 | 2 | 3 | 4 | |
|---|---|---|---|---|
| | | | Publications thereat. | |
| Districts. | Name of press. | Name of proprietor. | *a* Newspapers. | *b* Periodicals. |
| | | DISTRICT PRESSES—*continued.* | | |
| Madura—*continued* | Victoria Press | Narayana Iyer, Vencataramier and Rajaram Iyer. | Madura Mail (weekly). | ..... |
| Madura—*continued* | Cleghorne Press | Dr. Y. Anthony | ..... | ..... |
| Madura—*continued* | Gnanarathnakaram Press, Dindigul. | Kandaswami Pillay | ..... | ..... |
| Madura—*continued* | Industrial Press, Ramnad. | Rev. A. D. Limbrick | Banner of Cross (monthly). | ..... |
| Tinnevelly. Tuticorin | Tuticorin Printing Press "Manthra Nagara Entra Salai." | Ariyanayagam Pillai | ..... | ..... |
| Tuticorin | Arunothayam Press | V. R. Motha and Co. | ..... | ..... |
| Ettiyapuram | Ilasai Vidya Vilasini Press. | Jaga Virarama Vencateswara Ettapa Naick Avargal, minor Zamindar under the Court of Wards. | ..... | ..... |
| Ambasamudram | Bharatavilasam Press | Venkatachalam Aiyar and Krishna Aiyar. | ..... | ..... |
| Srivilliputur | Srivilliputur Jubilee Press. | Sivaramalingam Aiyar and Rama Aiyar of Kalladakurichi. | ..... | ..... |
| Palamcottah | Church Mission Press. | Rev. T. Kember | ..... | The "Friendly Instructor." |
| Palamcottah | Shanmugavilasam Press. | M. Nallasivam Pillai | ..... | ..... |
| Palamcottah | Sri Vijaya Lakshmi Vilasam Press. | C. Gopalaiyar | ..... | ..... |
| Vannarpet | Chintamani Press | Sankaranarayana Pillai. | ..... | ..... |
| Railway Station | Arjyaprakasini Press | V. S. Vencatachellam Aiyar. | ..... | ..... |
| Railway Station | Hindu Desábhimani Press. | R. Venkatachalam Aiyar. | ..... | ..... |
| Tinnevelly | Muttamilagaram Press. | Pudur Ramaswamiá Pillai. | ..... | ..... |
| Tinnevelly | Union Central Press | A. Nellaiyappa Pillai and T. V. Subhramania Pillai. | ..... | ..... |
| Coimbatore. Coimbatore | The "Crescent" Press. | S. P. Narasimhulu Nayudu. | The Coimbatore Crescent or Kalanidhi Anglo-Vernacular. | ..... |
| Coimbatore | Coimbatore Coffee Works Printing Press. | Mr. Robert Stanes, Trustee. | ..... | "Fruits New and Old" (monthly). |
| Coimbatore | Coimbatore Observer Press. | S. P. Venkataswami Nayudu. | ..... | ..... |
| Coimbatore | K. R. Venkataramiah and Co. Press. | B. Ramaswami Mudaliar. | ..... | ..... |
| Erode | Central Press | A. Ramaswami Mudaliar. | ..... | Sukadhara Bodhini (monthly). |
| Nilgiris. Ootacamund | South of India Observer Press. | Mr. P. Thompson | South of India Observer (weekly). | ..... |
| Ootacamund | Lawrence Asylum Press, Ootacamund Branch.* | ..... | 1. Madras Army General Orders (weekly). 2. Madras Army Standing Orders (weekly). | 1. Nilgiri District Gazette (monthly). 2. Mid-monthly Sheet (monthly) 3. Madras Army Distribution List (monthly). 4. Saint Stephen Parish Magazine (monthly). |
| Ootacamund | Kylasam Pillay's Press. | T. A. Kylasam Pillai & T. A. Murugesam Pillai. | ..... | ..... |
| Coonoor | Albion Press | T. Manikam Pillai | ..... | ..... |
| Salem | Collectorate Press | Government | ..... | District Gazette (monthly). |
| Salem | Patriot Press | Sheik Muhi-ud-din Sahib *alias* Karthan Sahib. | The Salem Patriot | ..... |
| Salem | Chintamani Press | T. V. Ponnuswami Pillai | ..... | ..... |
| Salem | Central Press | Ramaswami Mudaliar. | ..... | ..... |
| Salem | Manomani Press | Kuppanna Chettiar | ..... | ..... |
| Salem | Chinnia Nadar's Press, Tirupatur. | C. Perumal Nadar | ..... | ..... |

* This Press is worked by a body of Directors on behalf of the Lawrence Asylum institution, which is a quasi-public institution.

## B.—SCIENTIFIC AND LITERARY—*continued.*

### (81)—*The Press, for the year* 1890-91—continued.

| 1 | 2 | 3 | 4 | |
|---|---|---|---|---|
| | | | Publications thereat. | |
| Districts. | Name of press. | Name of proprietor. | *a* Newspapers. | *b* Periodicals. |
| | | DISTRICT PRESSES—*continued.* | | |
| South Canara. Mangalore ... ... | Collectorate Press ... | Government ... ... | ..... | District Gazette. |
| | Basel Mission Press ... | Basel German Evangelical Missionary Society. | 1. Krista Sabhapatra (in Canarese). 2. Keralopakari (in Malayalam). 3. Almopakari (in Malayalam). | ..... |
| | Codialboil Press ... | Roman Catholic Mission. | ..... | ..... |
| | Vidya Sudhakara Dharma Prakasha Typographic and Lithographic Presses. | Narayana Charya ... | ..... | Almanac in Canarese. |
| | Dongarkiri Press ... | Mir Hussain Bin Mir Zahadali. | ..... | ..... |
| Udipi ... ... ... | Hindu Press ... ... | U. B. Rama Rau ... | ..... | Sudarsana (monthly) Canarese. |
| Kasaragod ... ... | Nurulla Press ... ... | Kunhamade Beari ... | ..... | ..... |
| Kottayam ... ... | Kalluvalappu Press ... | Fakir Ahamedindagath Virankutti Musaliyar. | ..... | ..... |
| | Niratti Pitika Press ... | Niratti Pitikayil Kunhammad. | ..... | ..... |
| | Nayiyamvidu Parambil Press. | Nayiyamvittil Abdu ... | ..... | ..... |
| Kurumbranad ... ... | Jana Ranjini Press ... | Kannamangalath Illath Parameswaran Nambudri. | ..... | Jana Ranjini (a monthly Magazine in Malayalam). |
| Malabar. Calicut ... ... | Karaparamba Press ... | Messrs. Pierce, Leslie & Co. | ..... | Fortnightly Market Report. |
| | Vidya Vilasam Press ... | S. A. Kalahastri Mudaliar. | The Kerala Patrika (weekly), Malayalam. | Bharata Patrika in Nagari, Malayalam and English (monthly). |
| | Malabar and Travancore Spectator Press. | P. C. Achuthan Brothers. | 1. The Malabar and Travancore Spectator (weekly) English 2. Keralasanchari (weekly), Malayalam | ..... |
| | Empress Victoria Press | P. Itti Koshi ... ... | ..... | ..... |
| | Collectorate Press ... | Government ... ... | ..... | District Gazette. |
| Palghat ... ... | Mengnanavilakkam Press. | K. Subramania Pillai. | ..... | ..... |
| | Courant Press ... ... | C. V. Krishna Aiyan ... | ..... | ..... |
| | Vidya Kalpataru Press. | V. Venkatachala Sastri. | ..... | ..... |
| | Bharatamukha Vilasam Press. | K. Kristna Panikkar and 2 others. | ..... | ..... |
| Cochin ... ... | Western Star Press ... | Mrs. H. M. Walker ... | The Western Star (weekly). | ..... |
| | Cochin Argus ... ... | Mr. Pereira ... ... | The Cochin Argus (weekly). | ..... |
| | Kerala Mitram Press ... | Devaji Bhimaji ... | Kerala Mitram, Malayalam; Kerala Kovil (monthly) Mahratti. | ..... |

# CHAPTER IX.—MISCELLANEOUS.

297

## ECCLESIASTICAL.

(82)—*Return of persons according to religious denominations in the Madras Presidency for the official year* 1890-91.

| 1 | 2 | | 3 | 4 | 5 | 6 |
|---|---|---|---|---|---|---|
| Denomination. | Number of persons. | | Number of ministers or priests. | Number of churches or buildings designed or used for public worship. | Total annual income from Government. | Remarks. |
| | *a* Natives. | *b* Others. | | | | |
| | | | | | Rs. A. P. | |
| Church of England ... | 117,211 | 26,187 | 265 | 1,326 | 2,80,826 0 0 | |
| Church of Scotland ... | 809 | 1,805 | 14 | 9 | 20,770 0 0 | |
| Church of Rome ... | 875,780 | 23,465 | 867 | 2,222 | 25,140 0 0 | |
| Armenian Church ... | ... | 30 | 1 | 1 | ... | |
| Unitarians ... | 643 | 5 | 1 | 2 | ... | |
| Protestant Dissenters ... | 117,993 | 1,955 | 356 | 916 | 3,063 0 0 | |

# PART IV.—SPECIAL APPENDIX.

## STATEMENTS I AND II, AND DIAGRAMS.

# STATEMENTS I AND II.

# STATEMENT I.

*Table showing the average quantities of food-grains, in seers of* 80 *tolas, procurable for a rupee in the Madras Presidency during* 1888, 1889 *and* 1890, *compared with the average of the previous ten years ending* 1887, *exclusive of* 1877.

| Districts. | Second-sort rice. January. | February. | March. | April. | May. | June. | July. | August. | September. | October. | November. | December. | Average. | Cholum. January. | February. | March. | April. | May. |
|---|---|---|---|---|---|---|---|---|---|---|---|---|---|---|---|---|---|---|
| **GANJAM.** | | | | | | | | | | | | | | | | | | |
| Average of ten years... | 17·6 | 17·6 | 17·7 | 17·6 | 17·5 | 17·5 | 17·2 | 16·8 | 16·2 | 17·2 | 17·4 | 17·8 | 17·3 | 27·4 | 30·5 | 30·2 | 30·2 | 27·6 |
| 1888 ... ... ... | 19·0 | 18·0 | 19·7 | 18·7 | 18·0 | 18·5 | 17·8 | 16·2 | 14·5 | 11·3 | 12·6 | 12·4 | 16·4 | 30·5 | 32·8 | 32·9 | 31·3 | 31·2 |
| 1889 ... ... ... | 11·6 | 11·3 | 11·2 | 12·0 | 11·1 | 10·3 | 10·4 | 10·5 | 11·2 | 11·9 | 11·5 | 15·3 | 11·5 | 20·0 | 19·5 | 19·6 | 19·9 | 18·7 |
| 1890 ... ... ... | 15·3 | 16·4 | 16·2 | 17·1 | 17·3 | 17·0 | 16·9 | 16·7 | 17·0 | 17·5 | 18·2 | 19·2 | 17·1 | 23·1 | 23·4 | 24·3 | 24·7 | 23·8 |
| **VIZAGAPATAM.** | | | | | | | | | | | | | | | | | | |
| Average of ten years... | 13·5 | 13·8 | 12·6 | 13·5 | 13·4 | 13·1 | 13·1 | 12·7 | 12·6 | 12·7 | 13·0 | 13·4 | 13·1 | 27·7 | 27·6 | 26·7 | 26·5 | 26·0 |
| 1888 ... ... ... | 15·7 | 16·2 | 16·5 | 16·7 | 16·8 | 16·6 | 16·1 | 14·3 | 12·8 | 11·3 | 12·0 | 12·3 | 14·8 | 28·3 | 28·4 | 28·7 | 28·6 | 27·4 |
| 1889 ... ... ... | 12·3 | 12·3 | 12·3 | 11·9 | 11·6 | 11·2 | 11·3 | 11·7 | 11·9 | 12·3 | 12·8 | 13·3 | 12·1 | 22·9 | 22·5 | 22·3 | 22·8 | 20·4 |
| 1890 ... ... ... | 14·7 | 15·3 | 15·2 | 14·9 | 14·7 | 14·5 | 14·5 | 14·8 | 14·9 | 15·4 | 16·0 | 16·6 | 15·1 | 27·0 | 25·5 | 24·8 | 25·4 | 24·9 |
| **GODAVARI.** | | | | | | | | | | | | | | | | | | |
| Average of ten years... | 14·1 | 14·2 | 14·2 | 14·2 | 13·5 | 14·0 | 14·0 | 13·0 | 13·5 | 13·4 | 12·9 | 14·1 | 13·8 | 27·6 | 28·0 | 28·3 | 28·2 | 28·1 |
| 1888 ... ... ... | 16·0 | 16·1 | 17·1 | 17·6 | 17·8 | 17·4 | 17·3 | 17·1 | 16·0 | 13·5 | 14·2 | 15·5 | 16·3 | 25·6 | 26·4 | 29·7 | 30·0 | 29·4 |
| 1889 ... ... ... | 15·6 | 15·7 | 15·2 | 14·8 | 14·4 | 14·2 | 14·4 | 14·5 | 14·9 | 15·6 | 15·9 | 15·5 | 15·1 | 26·4 | 26·2 | 27·1 | 26·8 | 26·3 |
| 1890 ... ... ... | 15·7 | 15·7 | 15·5 | 15·6 | 15·6 | 15·3 | 15·0 | 15·0 | 14·9 | 14·7 | 14·6 | 14·7 | 15·2 | 28·0 | 27·9 | 27·5 | 27·2 | 26·1 |
| **KISTNA.** | | | | | | | | | | | | | | | | | | |
| Average of ten years... | 12·3 | 13·8 | 13·7 | 13·9 | 13·6 | 13·5 | 13·6 | 13·5 | 13·4 | 13·2 | 13·3 | 13·6 | 12·6 | 23·4 | 23·4 | 23·9 | 24·2 | 22·3 |
| 1888 ... ... ... | 16·2 | 16·2 | 16·6 | 16·6 | 16·5 | 16·1 | 16·3 | 16·5 | 15·6 | 13·4 | 14·0 | 15·1 | 15·8 | 24·3 | 24·7 | 24·2 | 23·8 | 24·0 |
| 1889 ... ... ... | 15·3 | 15·2 | 15·0 | 14·4 | 14·2 | 13·9 | 13·8 | 13·7 | 13·8 | 14·5 | 14·4 | 14·5 | 14·4 | 23·5 | 22·0 | 23·5 | 22·2 | 21·5 |
| 1890 ... ... ... | 14·1 | 14·4 | 14·4 | 14·2 | 14·1 | 13·6 | 13·8 | 13·5 | 13·6 | 13·6 | 13·6 | 13·6 | 13·9 | 21·9 | 22·0 | 22·4 | 21·7 | 21·3 |
| **NELLORE.** | | | | | | | | | | | | | | | | | | |
| Average of ten years... | 13·8 | 14·0 | 14·0 | 14·1 | 14·3 | 14·3 | 14·4 | 14·4 | 14·4 | 14·3 | 14·3 | 15·4 | 14·3 | 23·5 | 23·9 | 24·1 | 24·7 | 23·7 |
| 1888 ... ... ... | 15·5 | 15·7 | 15·7 | 15·8 | 15·6 | 15·8 | 16·1 | 15·9 | 15·9 | 14·3 | 14·3 | 14·9 | 15·5 | 25·7 | 24·9 | 24·8 | 25·3 | 24·6 |
| 1889 ... ... ... | 15·0 | 13·9 | 13·8 | 14·5 | 14·4 | 14·4 | 14·3 | 14·3 | 14·0 | 14·2 | 14·3 | 13·0 | 14·2 | 23·2 | 20·9 | 20·9 | 23·0 | 22·8 |
| 1890 ... ... ... | 13·6 | 13·7 | 13·5 | 13·4 | 13·3 | 13·4 | 13·2 | 12·8 | 12·7 | 12·7 | 12·3 | 11·8 | 13·0 | 22·4 | 24·2 | 22·9 | 23·3 | 22·9 |
| **CUDDAPAH.** | | | | | | | | | | | | | | | | | | |
| Average of ten years... | 14·0 | 14·0 | 14·3 | 14·3 | 14·5 | 14·6 | 14·5 | 14·2 | 13·3 | 14·4 | 14·4 | 14·7 | 14·3 | 26·5 | 25·8 | 25·4 | 26·4 | 26·6 |
| 1888 ... ... ... | 16·3 | 16·5 | 16·4 | 16·4 | 16·7 | 16·0 | 16·9 | 16·8 | 17·2 | 14·9 | 14·6 | 15·3 | 16·2 | 30·3 | 32·3 | 32·3 | 32·0 | 31·6 |
| 1889 ... ... ... | 15·4 | 15·2 | 14·9 | 14·6 | 14·5 | 14·7 | 14·6 | 14·4 | 14·3 | 14·5 | 14·7 | 13·9 | 14·6 | 29·4 | 29·2 | 28·8 | 28·4 | 30·3 |
| 1890 ... ... ... | 13·8 | 13·8 | 13·8 | 13·5 | 13·6 | 13·8 | 13·9 | 13·7 | 13·6 | 13·5 | 13·2 | 11·9 | 13·5 | 31·9 | 30·7 | 30·4 | 30·3 | 29·7 |
| **ANANTAPUR.** | | | | | | | | | | | | | | | | | | |
| Average of ten years... | Information not available. | | | | | | | | | | | | | | | | | |
| 1888 ... ... ... | 17·1 | 17·1 | 17·3 | 17·6 | 17·5 | 17·3 | 16·9 | 16·8 | 16·3 | 14·4 | 14·7 | 15·5 | 16·5 | 36·1 | 35·1 | 35·2 | 35·2 | 34·8 |
| 1889 ... ... ... | 15·5 | 15·3 | 15·2 | 15·3 | 14·9 | 14·4 | 14·6 | 14·6 | 14·9 | 15·2 | 15·3 | 15·5 | 15·1 | 31·3 | 30·7 | 30·4 | 31·3 | 31·1 |
| 1890 ... ... ... | 15·6 | 15·4 | 15·4 | 14·9 | 14·7 | 14·2 | 14·3 | 13·8 | 14·1 | 14·2 | 14·0 | 13·8 | 13·7 | 32·9 | 32·5 | 31·6 | 32·3 | 32·6 |
| **BELLARY.** | | | | | | | | | | | | | | | | | | |
| Average of ten years... | 13·4 | 13·4 | 13·3 | 13·2 | 13·2 | 13·3 | 13·2 | 13·3 | 13·4 | 13·4 | 13·5 | 13·7 | 13·4 | 27·5 | 27·2 | 27·1 | 27·4 | 26·9 |
| 1888 ... ... ... | 14·1 | 13·9 | 14·4 | 14·0 | 13·9 | 13·9 | 13·9 | 13·9 | 13·7 | 12·5 | 12·2 | 13·2 | 14·2 | 36·4 | 35·9 | 30·1 | 34·6 | 34·6 |
| 1889 ... ... ... | 12·8 | 13·1 | 13·3 | 13·0 | 12·9 | 12·6 | 12·8 | 12·8 | 12·8 | 12·6 | 12·6 | 12·9 | 12·8 | 31·8 | 30·1 | 29·4 | 29·0 | 28·0 |
| 1890 ... ... ... | 13·0 | 12·9 | 12·7 | 12·5 | 12·3 | 12·5 | 12·2 | 12·3 | 12·4 | 12·3 | 12·2 | 12·0 | 12·4 | 29·2 | 28·3 | 28·0 | 27·2 | 26·9 |
| **KURNOOL.** | | | | | | | | | | | | | | | | | | |
| Average of ten years... | 12·4 | 11·4 | 12·5 | 12·5 | 12·5 | 12·3 | 12·3 | 12·3 | 12·5 | 14·6 | 12·8 | 12·8 | 13·3 | 27·6 | 27·4 | 26·9 | 26·6 | 25·7 |
| 1888 ... ... ... | 15·1 | 14·6 | 14·9 | 14·9 | 15·0 | 14·5 | 14·1 | 14·0 | 13·6 | 11·9 | 12·3 | 12·9 | 14·0 | 32·5 | 33·8 | 33·3 | 33·2 | 32·0 |
| 1889 ... ... ... | 12·7 | 12·7 | 12·4 | 12·4 | 12·2 | 12·0 | 12·0 | 11·8 | 12·0 | 12·1 | 12·0 | 12·2 | 12·2 | 24·5 | 24·9 | 25·5 | 26·1 | 25·7 |
| 1890 ... ... ... | 12·1 | 12·5 | 12·5 | 12·0 | 12·0 | 11·8 | 11·9 | 11·8 | 11·9 | 12·0 | 12·2 | 12·2 | 12·1 | 27·0 | 27·8 | 28·4 | 28·9 | 28·3 |
| **MADRAS.** | | | | | | | | | | | | | | | | | | |
| Average of ten years... | 12·9 | 13·2 | 13·3 | 13·5 | 13·5 | 13·2 | 12·9 | 13·2 | 13·0 | 13·0 | 12·8 | 13·1 | 13·1 | 16·2 | 19·3 | 19·5 | 19·4 | 18·8 |
| 1888 ... ... ... | 12·8 | 13·0 | 13·0 | 13·0 | 13·0 | 13·0 | 13·0 | 13·0 | 13·0 | 12·9 | 12·9 | 13·3 | 13·0 | 23·0 | 23·0 | 23·0 | 23·0 | 23·0 |
| 1889 ... ... ... | 13·4 | 13·4 | 13·4 | 13·4 | 13·3 | 13·0 | 12·8 | 12·8 | 12·8 | 12·5 | 11·9 | 10·8 | 12·8 | ... | ... | ... | ... | ... |
| 1890 ... ... ... | 11·3 | 11·5 | 11·2 | 11·4 | 11·7 | 11·9 | 11·9 | 11·0 | 11·0 | 11·0 | 10·8 | 10·8 | 11·3 | 21·1 | 20·9 | 18·8 | 18·9 | 18·9 |
| **CHINGLEPUT.** | | | | | | | | | | | | | | | | | | |
| Average of ten years... | 14·7 | 15·2 | 14·2 | 15·3 | 15·4 | 15·9 | 14·3 | 14·1 | 14·2 | 14·2 | 14·6 | 14·9 | 14·7 | 19·9 | 19·5 | 18·5 | 18·2 | 18·9 |
| 1888 ... ... ... | 16·2 | 18·1 | 18·4 | 19·0 | 18·4 | 17·9 | 17·3 | 17·0 | 17·0 | 16·2 | 15·9 | 16·3 | 17·3 | ... | ... | ... | ... | ... |
| 1889 ... ... ... | 16·3 | 17·3 | 17·3 | 17·1 | 16·6 | 15·9 | 15·2 | 14·8 | 14·3 | 14·2 | 13·0 | 11·8 | 15·3 | ... | ... | ... | ... | ... |
| 1890 ... ... ... | 12·7 | 12·9 | 13·1 | 12·5 | 12·4 | 12·3 | 12·0 | 11·8 | 11·7 | 11·6 | 11·6 | 11·7 | 12·1 | 18·4 | 18·4 | 18·4 | 18·4 | 18·4 |
| **NORTH ARCOT.** | | | | | | | | | | | | | | | | | | |
| Average of ten years... | 15·3 | 15·5 | 15·4 | 15·6 | 15·8 | 15·3 | 15·0 | 15·1 | 15·0 | 15·2 | 15·5 | 15·8 | 15·4 | 24·7 | 24·7 | 24·9 | 25·0 | 24·7 |
| 1888 ... ... ... | 18·0 | 18·0 | 18·0 | 18·3 | 18·1 | 16·8 | 16·8 | 16·7 | 16·4 | 15·9 | 15·8 | 16·2 | 17·1 | 30·3 | 26·2 | 29·2 | 29·9 | 29·7 |
| 1889 ... ... ... | 16·2 | 16·3 | 16·1 | 15·7 | 15·6 | 15·5 | 15·1 | 15·0 | 14·7 | 14·6 | 14·0 | 12·7 | 15·1 | 28·0 | 27·2 | 25·9 | 25·1 | 24·8 |
| 1890 ... ... ... | 13·3 | 13·7 | 13·4 | 13·2 | 12·9 | 12·9 | 12·5 | 12·3 | 12·2 | 12·1 | 12·0 | 11·4 | 12·7 | 26·0 | 28·0 | 27·5 | 25·3 | 26·8 |
| **SOUTH ARCOT.** | | | | | | | | | | | | | | | | | | |
| Average of ten years... | 15·2 | 16·2 | 15·9 | 15·9 | 15·0 | 15·4 | 14·9 | 14·6 | 14·9 | 13·9 | 15·2 | 16·6 | 15·3 | 30·6 | 31·5 | 30·5 | 27·2 | 29·6 |
| 1888 ... ... ... | 17·1 | 17·0 | 17·5 | 17·1 | 16·7 | 16·4 | 16·2 | 16·2 | 16·0 | 15·7 | 15·7 | 16·1 | 16·5 | 34·6 | 35·8 | 32·2 | ... | ... |
| 1889 ... ... ... | 16·3 | 16·5 | 16·4 | 16·1 | 15·9 | 15·5 | 14·9 | 14·9 | 15·1 | 15·0 | 13·9 | 12·1 | 15·2 | 26·9 | 32·8 | 32·8 | 23·5 | 32·8 |
| 1890 ... ... ... | 13·1 | 12·8 | 12·1 | 12·1 | 12·2 | 12·1 | 11·9 | 12·0 | 11·7 | 11·7 | 12·3 | 12·4 | 12·0 | 23·5 | 24·2 | 23·5 | 23·0 | 24·4 |
| **TANJORE.** | | | | | | | | | | | | | | | | | | |
| Average of ten years... | 15·0 | 15·7 | 15·9 | 15·9 | 15·5 | 15·1 | 14·6 | 14·2 | 14·3 | 14·8 | 15·6 | 15·3 | 15·2 | 25·3 | 26·9 | 26·8 | 27·9 | 26·8 |
| 1888 ... ... ... | 17·0 | 17·9 | 18·3 | 17·9 | 17·4 | 16·8 | 16·1 | 15·7 | 15·7 | 16·0 | 15·5 | 14·8 | 16·6 | 27·3 | 26·8 | 26·5 | 27·6 | 27·5 |
| 1889 ... ... ... | 15·0 | 15·9 | 16·3 | 15·5 | 14·8 | 14·1 | 13·7 | 13·9 | 13·9 | 14·2 | 14·4 | 12·1 | 14·5 | ... | ... | ... | ... | ... |
| 1890 ... ... ... | 12·8 | 12·7 | 12·0 | 12·2 | 12·1 | 11·9 | 11·5 | 11·2 | 11·4 | 12·1 | 12·9 | 13·1 | 12·2 | ... | ... | ... | ... | 18·2 |
| **TRICHINOPOLY.** | | | | | | | | | | | | | | | | | | |
| Average of ten years... | 14·1 | 14·5 | 14·6 | 14·8 | 14·5 | 14·1 | 13·6 | 13·4 | 13·5 | 12·8 | 14·2 | 14·3 | 14·0 | 39·3 | 42·9 | 42·4 | 45·9 | 45·2 |
| 1888 ... ... ... | 14·6 | 16·1 | 16·8 | 16·3 | 16·0 | 15·6 | 14·8 | 14·4 | 14·2 | 14·1 | 14·1 | 14·1 | 15·1 | 37·5 | 37·3 | 35·7 | 37·6 | 35·7 |
| 1889 ... ... ... | 14·4 | 14·6 | 14·8 | 14·5 | 14·0 | 13·8 | 13·3 | 13·3 | 13·4 | 13·7 | 13·7 | 10·9 | 13·7 | 29·4 | 30·0 | 32·1 | 31·4 | 31·3 |
| 1890 ... ... ... | 12·2 | 12·4 | 12·1 | 11·8 | 11·7 | 11·4 | 10·7 | 10·6 | 10·8 | 10·8 | 11·1 | 11·2 | 11·4 | 29·8 | 29·3 | 29·1 | 29·5 | 26·8 |

| Districts. | Cholum. June. | July. | August. | September. | October. | November. | December. | Average. | Ragi. January. | February. | March. | April. | May. | June. | July. | August. | September. | October. | November. | December. | Average. |
|---|---|---|---|---|---|---|---|---|---|---|---|---|---|---|---|---|---|---|---|---|---|
| **GANJAM.** | | | | | | | | | | | | | | | | | | | | | |
| Average of ten years... | 27·0 | 26·3 | 22·4 | 23·1 | 25·2 | 24·1 | 27·2 | 26·8 | 30·9 | 29·9 | 30·3 | 30·3 | 30·1 | 29·5 | 29·0 | 28·4 | 30·2 | 32·9 | 33·1 | 32·9 | 30·6 |
| 1888 | 29·5 | 27·3 | 27·3 | 23·5 | 18·3 | 16·5 | 18·3 | 26·6 | 31·4 | 21·2 | 31·5 | 31·1 | 31·0 | 29·0 | 26·0 | 24·1 | 24·2 | 21·5 | 22·8 | 22·1 | 26·3 |
| 1889 | 16·7 | 15·4 | 15·7 | 17·2 | 16·5 | 17·0 | 20·0 | 18·0 | 19·2 | 18·0 | 18·8 | 18·8 | 17·4 | 15·9 | 15·9 | 18·3 | 24·7 | 30·5 | 27·5 | 27·1 | 21·0 |
| 1890 | 24·2 | 25·6 | 25·1 | 26·3 | 26·5 | 27·9 | 31·2 | 25·5 | 25·8 | 25·6 | 25·3 | 25·3 | 25·6 | 25·0 | 25·1 | 25·5 | 28·7 | 33·1 | 34·4 | 35·0 | 27·9 |
| **VIZAGAPATAM.** | | | | | | | | | | | | | | | | | | | | | |
| Average of ten years... | 25·0 | 23·8 | 24·4 | 24·9 | 24·4 | 24·4 | 27·1 | 25·7 | 27·5 | 27·1 | 26·9 | 27·1 | 26·9 | 26·0 | 25·8 | 26·9 | 28·5 | 27·6 | 28·1 | 28·4 | 27·2 |
| 1888 | 26·5 | 26·3 | 23·4 | 21·0 | 18·7 | 20·8 | 24·2 | 25·2 | 27·8 | 27·8 | 27·8 | 27·4 | 27·1 | 25·7 | 25·5 | 24·7 | 25·1 | 20·7 | 22·9 | 22·9 | 25·5 |
| 1889 | 18·1 | 18·6 | 19·7 | 21·7 | 24·4 | 23·2 | 27·7 | 22·0 | 22·4 | 22·1 | 22·0 | 22·1 | 20·5 | 19·5 | 19·6 | 23·0 | 25·8 | 27·7 | 28·9 | 28·7 | 23·3 |
| 1890 | 24·9 | 24·6 | 25·9 | 29·1 | 28·7 | 30·8 | 34·8 | 27·2 | 28·3 | 27·1 | 26·3 | 26·3 | 26·2 | 26·1 | 26·1 | 28·1 | 31·3 | 33·1 | 32·7 | 33·0 | 28·7 |
| **GODAVARI.** | | | | | | | | | | | | | | | | | | | | | |
| Average of ten years... | 27·8 | 26·6 | 26·0 | 25·8 | 26·0 | 24·9 | 26·7 | 27·0 | 29·0 | 29·1 | 29·2 | 29·2 | 29·2 | 29·6 | 29·0 | 27·8 | 28·1 | [illegible] | 27·2 | 29·6 | 28·7 |
| 1888 | 28·9 | 28·2 | 28·4 | 28·0 | 23·0 | 23·6 | 25·6 | 27·2 | 29·1 | 28·5 | 29·9 | 29·5 | 27·3 | 29·1 | 28·8 | 28·1 | 26·9 | [illegible] | 23·9 | 24·9 | 27·4 |
| 1889 | 25·7 | 25·8 | 26·4 | 28·4 | 23·7 | 28·4 | 28·1 | 27·0 | 26·2 | 25·4 | 25·5 | 24·8 | 24·6 | 24·8 | 24·5 | 25·2 | 26·5 | [illegible] | 28·1 | 27·6 | 25·9 |
| 1890 | 25·8 | 24·6 | 24·1 | 23·6 | 23·2 | 23·4 | 23·2 | 27·0 | 29·1 | 28·5 | 27·5 | 28·0 | 27·7 | 27·6 | 27·5 | 27·3 | 26·8 | [illegible] | 26·5 | 27·4 | 27·5 |
| **KISTNA.** | | | | | | | | | | | | | | | | | | | | | |
| Average of ten years... | 21·7 | 22·3 | 22·0 | 22·3 | 22·7 | 23·1 | 24·0 | 22·1 | 28·0 | 28·6 | 28·9 | 28·8 | 28·7 | 28·7 | 27·8 | 27·8 | 28·1 | [illegible] | 28·2 | 28·9 | 28·3 |
| 1888 | 23·2 | 23·6 | 23·7 | 22·6 | 19·3 | 20·5 | 23·0 | 23·1 | 30·4 | 30·5 | 30·8 | 31·4 | 31·0 | 31·6 | 30·8 | 30·6 | 28·9 | [illegible] | 22·7 | 24·6 | 29·0 |
| 1889 | 21·1 | 20·9 | 21·6 | 21·7 | 22·4 | 22·6 | 22·0 | 22·1 | 25·4 | 26·4 | 25·4 | 25·5 | 25·4 | 25·5 | 25·6 | 26·6 | 27·1 | [illegible] | 28·2 | 29·1 | 25·8 |
| 1890 | 20·4 | 20·4 | 20·3 | 19·7 | 20·0 | 20·2 | 20·8 | 20·9 | 29·0 | 29·2 | 29·0 | 27·6 | 26·1 | 26·1 | 25·7 | 25·3 | 24·9 | [illegible] | 24·6 | 25·1 | 26·5 |
| **NELLORE.** | | | | | | | | | | | | | | | | | | | | | |
| Average of ten years... | 24·7 | 24·3 | 24·0 | 22·8 | 24·1 | 24·2 | 24·7 | 24·1 | 26·3 | 26·3 | 26·4 | 27·5 | 27·9 | 27·7 | 27·8 | 27·5 | 27·4 | [illegible] | 27·1 | 27·7 | 27·2 |
| 1888 | 25·5 | 25·7 | 23·9 | 23·4 | 22·1 | 22·5 | 22·7 | 24·3 | 30·7 | 30·9 | 30·6 | 30·7 | 30·6 | 30·4 | 30·2 | 29·9 | 28·8 | [illegible] | 25·4 | 26·4 | 29·1 |
| 1889 | 22·4 | 22·6 | 23·1 | 22·9 | 23·7 | 23·8 | 22·0 | 22·6 | 26·2 | 23·7 | 25·0 | 26·5 | 26·9 | 26·9 | 26·9 | 27·4 | 27·5 | [illegible] | 27·6 | 25·2 | 26·5 |
| 1890 | 23·8 | 23·6 | 22·6 | 22·6 | 22·0 | 21·8 | 21·3 | 22·8 | 25·6 | 26·0 | 25·5 | 25·4 | 25·4 | 25·5 | 25·7 | 25·0 | 24·2 | [illegible] | 24·2 | 22·5 | 24·9 |
| **CUDDAPAH.** | | | | | | | | | | | | | | | | | | | | | |
| Average of ten years... | 25·8 | 25·8 | 24·7 | 29·1 | 27·0 | 27·6 | 28·6 | 26·5 | 29·2 | 29·1 | 29·3 | 29·9 | 29·3 | 30·0 | 30·5 | 29·0 | 29·2 | [illegible] | 30·9 | 31·5 | 29·8 |
| 1888 | 30·8 | 30·6 | 31·0 | 30·1 | 27·4 | 26·3 | 28·1 | 30·2 | 36·1 | 35·9 | 36·3 | 36·3 | 36·2 | 35·6 | 35·1 | 33·9 | 33·2 | [illegible] | 31·7 | 32·6 | 34·6 |
| 1889 | 30·0 | 29·0 | 29·1 | 30·1 | 31·2 | 31·8 | 30·7 | 29·8 | 32·9 | 32·6 | 32·7 | 33·0 | 33·9 | 33·3 | 33·1 | 33·2 | 33·7 | [illegible] | 34·6 | 32·6 | 33·4 |
| 1890 | 29·6 | 29·8 | 29·0 | 29·5 | 29·1 | 27·1 | 26·0 | 29·4 | 32·7 | 32·7 | 32·9 | 33·2 | 32·9 | 32·6 | 31·6 | 31·0 | 31·3 | [illegible] | 31·0 | 27·9 | 31·8 |
| **ANANTAPUR.** | | | | | | | | | | | | | | | | | | | | | |
| Average of ten years... | Information not available. | | | | | | | | | | | | | | | | | | | | |
| 1888 | 34·4 | 31·7 | 32·0 | 32·0 | 29·4 | 30·4 | 31·5 | 33·1 | 39·2 | 37·7 | 37·6 | 37·5 | 37·6 | 37·2 | 36·4 | 35·3 | 36·3 | [illegible] | 35·1 | 36·6 | 36·7 |
| 1889 | 30·3 | 31·2 | 31·2 | 31·8 | 33·7 | 34·3 | 34·6 | 31·8 | 36·8 | 36·3 | 35·3 | 34·3 | 34·7 | 34·5 | 34·4 | 34·9 | 36·2 | [illegible] | 37·7 | 38·0 | 36·0 |
| 1890 | 30·3 | 29·5 | 27·9 | 27·6 | 29·0 | 28·6 | 28·6 | 30·3 | 36·1 | 36·0 | 35·2 | 35·2 | 35·2 | 83·9 | 32·9 | 32·0 | 31·8 | [illegible] | 34·0 | 33·4 | 34·1 |
| **BELLARY.** | | | | | | | | | | | | | | | | | | | | | |
| Average of ten years... | 26·2 | 26·4 | 26·6 | 27·5 | 28·7 | 29·8 | 30·1 | 27·6 | 30·7 | 30·6 | 30·7 | 31·3 | 30·6 | 29·6 | 29·3 | 29·3 | 30·4 | [illegible] | 33·6 | 33·9 | 30·9 |
| 1888 | 32·8 | 29·0 | 33·0 | 32·7 | 28·6 | 29·6 | 31·6 | 32·4 | 43·1 | 42·7 | 42·0 | 42·0 | 42·5 | 41·0 | 41·5 | 41·6 | 41·9 | [illegible] | 36·8 | 40·8 | 41·1 |
| 1889 | 27·5 | 28·1 | 28·7 | 29·4 | 29·9 | 29·9 | 29·5 | 29·3 | 41·0 | 40·1 | 38·8 | 38·3 | 37·4 | 36·9 | 38·0 | 37·3 | 36·9 | [illegible] | 38·6 | 36·5 | 38·2 |
| 1890 | 26·0 | 25·8 | 26·0 | 26·8 | 27·0 | 27·1 | 28·0 | 27·2 | 39·0 | 36·9 | 35·8 | 34·8 | 34·4 | 34·0 | 32·2 | 33·0 | 31·8 | [illegible] | 32·1 | 32·1 | 34·1 |
| **KURNOOL.** | | | | | | | | | | | | | | | | | | | | | |
| Average of ten years... | 25·4 | 25·5 | 26·1 | 26·7 | 28·1 | 29·7 | 29·4 | 27·1 | 27·8 | 28·5 | 26·0 | 26·1 | 28·6 | 27·9 | 27·3 | 26·6 | 27·0 | [illegible] | 28·9 | 28·2 | 27·5 |
| 1888 | 30·1 | 29·4 | 28·9 | 27·0 | 22·4 | 25·2 | 25·5 | 29·4 | 32·1 | 29·9 | 33·7 | 31·0 | 30·2 | 31·4 | 30·4 | 30·7 | 27·9 | [illegible] | 25·2 | 27·3 | 29·5 |
| 1889 | 25·5 | 26·6 | 26·7 | 27·1 | 28·1 | 28·2 | 28·0 | 26·4 | 27·0 | 27·6 | 27·2 | 26·8 | 26·2 | 27·1 | 28·5 | 28·1 | 27·7 | [illegible] | 28·6 | 28·9 | 27·6 |
| 1890 | 26·7 | 26·3 | 26·5 | 27·4 | 28·2 | 28·4 | 28·8 | 27·7 | 29·2 | 29·4 | 28·7 | 26·5 | 27·8 | 28·3 | 28·3 | 27·5 | 28·2 | [illegible] | 28·6 | 29·7 | 28·4 |
| **MADRAS.** | | | | | | | | | | | | | | | | | | | | | |
| Average of ten years... | 19·2 | 19·5 | 19·9 | 19·7 | 20·5 | 19·3 | 20·5 | 19·3 | 24·5 | 24·4 | 24·1 | 24·0 | 24·3 | 24·3 | 22·9 | 24·2 | 24·4 | [illegible] | 25·5 | 25·9 | 24·5 |
| 1888 | 23·0 | 23·0 | 23·0 | 23·0 | ... | ... | ... | 23·0 | 28·7 | 28·8 | 28·8 | 28·7 | 29·0 | 28·7 | 28·4 | 27·4 | 27·4 | [illegible] | 25·9 | 26·3 | 27·9 |
| 1889 | ... | ... | 16·4 | 18·1 | 20·1 | 21·2 | 21·1 | 19·4 | 26·0 | 26·4 | 27·7 | 27·9 | 28·1 | 27·6 | 25·7 | 26·4 | 26·0 | [illegible] | 26·2 | 23·8 | 26·6 |
| 1890 | 18·4 | 18·5 | 18·7 | 19·3 | 19·3 | 17·9 | 18·7 | 19·1 | 27·6 | 27·0 | 26·1 | 26·5 | 26·7 | 25·7 | 24·6 | 22·3 | 23·0 | [illegible] | 22·5 | 22·9 | 24·8 |
| **CHINGLEPUT.** | | | | | | | | | | | | | | | | | | | | | |
| Average of ten years... | 19·3 | 17·1 | 10·1 | 19·4 | 19·9 | 20·3 | 20·5 | 19·1 | 28·8 | 28·2 | 27·8 | 28·6 | 28·8 | 27·9 | 27·3 | 27·5 | 27·1 | [illegible] | 28·8 | 28·0 | 28·1 |
| 1888 | ... | ... | ... | ... | ... | ... | ... | ... | 27·8 | 29·2 | 29·1 | 29·0 | 29·0 | 28·4 | 28·0 | 28·1 | 27·8 | [illegible] | 29·0 | 28·8 | 28·5 |
| 1889 | ... | ... | ... | ... | ... | ... | 19·2 | 19·2 | 28·7 | 28·3 | 28·5 | 28·5 | 28·4 | 28·0 | 27·3 | 27·4 | 27·1 | [illegible] | 27·2 | 24·4 | 27·6 |
| 1890 | 19·1 | 18·4 | 16·0 | 18·1 | 17·8 | 16·0 | 15·2 | 17·7 | 26·4 | 26·3 | 25·7 | 25·4 | 25·2 | 24·7 | 23·1 | 22·9 | 23·3 | [illegible] | 23·6 | 22·5 | 24·3 |
| **NORTH ARCOT.** | | | | | | | | | | | | | | | | | | | | | |
| Average of ten years... | 24·6 | 35·8 | 27·1 | 26·8 | 26·3 | 27·0 | 27·2 | 26·6 | 32·1 | 31·8 | 31·6 | 32·1 | 33·1 | 32·1 | 33·8 | 31·5 | 30·9 | [illegible] | 32·3 | 31·8 | 32·1 |
| 1888 | 28·6 | 29·3 | 30·0 | 30·2 | 26·8 | 27·1 | 27·2 | 28·7 | 34·8 | 34·9 | 34·4 | 34·6 | 34·2 | 33·2 | 32·9 | 33·0 | 32·8 | [illegible] | 32·6 | 32·8 | 33·6 |
| 1889 | 25·6 | 24·8 | 25·0 | 27·3 | 30·3 | 28·9 | 24·1 | 26·4 | 32·6 | 32·4 | 32·7 | 32·3 | 32·9 | 32·3 | 31·2 | 31·3 | 32·2 | [illegible] | 32·3 | 27·8 | 31·9 |
| 1890 | 26·3 | 24·8 | 26·3 | 26·4 | 25·4 | 24·8 | 23·1 | 25·9 | 29·9 | 30·2 | 29·5 | 29·0 | 29·0 | 28·2 | 27·7 | 27·1 | 27·2 | [illegible] | 26·8 | 24·5 | 28·0 |
| **SOUTH ARCOT.** | | | | | | | | | | | | | | | | | | | | | |
| Average of ten years... | 28·4 | 26·5 | 25·9 | 26·1 | 26·7 | 26·5 | 29·6 | 28·3 | 28·4 | 29·1 | 27·6 | 26·8 | 26·7 | 20·3 | 25·4 | 26·0 | 27·8 | [illegible] | 31·0 | 31·1 | 28·1 |
| 1888 | 25·2 | 25·2 | 25·2 | 27·3 | 25·9 | 23·6 | 20·3 | 27·9 | 30·8 | 30·6 | 29·7 | 28·2 | 26·7 | 26·5 | 25·8 | 25·8 | 26·4 | [illegible] | 30·3 | 30·1 | 28·4 |
| 1889 | 20·3 | 20·3 | 22·4 | 24·8 | 25·2 | 25·2 | 20·8 | 25·6 | 29·9 | 29·2 | 28·5 | 27·1 | 26·5 | 26·1 | 25·5 | 26·4 | 27·2 | [illegible] | 26·2 | 22·9 | 27·0 |
| 1890 | 21·0 | 19·6 | 19·3 | 24·8 | 23·9 | 26·0 | 21·8 | 22·9 | 24·4 | 23·5 | 22·7 | 22·9 | 22·9 | 22·8 | 22·3 | 22·0 | 23·1 | [illegible] | 25·6 | 24·3 | 23·5 |
| **TANJORE.** | | | | | | | | | | | | | | | | | | | | | |
| Average of ten years... | 25·3 | 24·8 | 23·2 | 24·1 | 25·5 | 27·5 | 16·0 | 25·0 | 28·2 | 29·1 | 28·9 | 28·0 | 27·8 | 26·7 | 28·3 | 25·5 | 26·6 | [illegible] | 29·4 | 29·3 | 27·9 |
| 1888 | 26·7 | 25·0 | ... | ... | ... | ... | ... | 26·8 | 29·9 | 31·5 | 30·1 | 28·7 | 27·4 | 27·0 | 26·3 | 25·1 | 27·0 | [illegible] | 27·5 | 28·7 | 28·0 |
| 1889 | ... | ... | ... | ... | 20·7 | 20·7 | 19·9 | 20·4 | 28·8 | 30·0 | 29·3 | 29·1 | 27·2 | 27·0 | 26·0 | 26·8 | 28·2 | [illegible] | 27·1 | 22·7 | 27·6 |
| 1890 | 18·1 | 17·5 | ... | ... | 22·1 | 27·8 | 25·2 | 21·5 | 23·0 | 23·3 | 22·2 | 20·5 | 22·2 | 21·7 | 21·7 | 21·6 | 21·7 | 25·2 | 28·0 | 27·8 | 23·3 |
| **TRICHINOPOLY.** | | | | | | | | | | | | | | | | | | | | | |
| Average of ten years... | 38·7 | 36·7 | 32·8 | 32·2 | 33·0 | 33·7 | 35·5 | 38·2 | 28·7 | 29·2 | 28·5 | 28·6 | 27·5 | 27·0 | 26·4 | 20·5 | 26·8 | 29·0 | 28·9 | 30·1 | 28·3 |
| 1888 | 32·8 | 32·1 | 32·9 | 32·2 | 33·8 | 26·8 | 39·2 | 34·5 | 31·0 | 32·3 | 31·8 | 30·5 | 29·4 | 29·2 | 28·6 | 26·9 | 31·7 | 28·1 | 27·5 | 27·8 | 29·6 |
| 1889 | 32·3 | 30·8 | 31·8 | 30·1 | 29·4 | 30·2 | 28·3 | 30·6 | 27·5 | 28·5 | 27·8 | 28·5 | 28·1 | 27·0 | 26·7 | 26·8 | 27·7 | 30·7 | 29·3 | 22·4 | 27·6 |
| 1890 | 26·2 | 24·3 | 23·9 | 24·8 | 21·0 | 25·0 | 25·9 | 26·5 | 25·7 | 25·9 | 25·0 | 24·2 | 22·8 | 22·6 | 21·1 | 19·8 | 20·6 | 21·0 | 22·9 | 23·6 | 22·9 |

# STATEMENT

*Table showing the average quantities of food-grains, in seers of* 80 *tolas, procurable for a rupee in the ending* 1887, *exclusive*

| Districts. | Second-sort rice. | | | | | | | | | | | | | | | | | |
|---|---|---|---|---|---|---|---|---|---|---|---|---|---|---|---|---|---|---|
| | January. | February. | March. | April. | May. | June. | July. | August. | September. | October. | November. | December. | Average. | January. | February. | March. | April. | May. |
| MADURA. | | | | | | | | | | | | | | | | | | |
| Average of ten years... | 13·1 | 14·5 | 14·6 | 14·5 | 14·7 | 14·3 | 13·6 | 13·5 | 13·4 | 13·3 | 13·6 | 13·9 | 13·9 | 35·4 | 33·3 | 32·0 | 31·3 | 32·2 |
| 1888 ... ... ... | 13·1 | 15·0 | 15·9 | 15·7 | 15·1 | 14·8 | 14·4 | 13·7 | 13·6 | 13·4 | 13·3 | 13·1 | 14·3 | 28·7 | 29·9 | 35·7 | 38·9 | 38·9 |
| 1889 ... ... ... | 13·1 | 13·6 | 14·3 | 14·7 | 14·4 | 14·1 | 13·9 | 13·6 | 13·2 | 13·2 | 13·1 | 10·8 | 13·5 | 25·0 | 26·7 | 27·5 | 30·3 | 32·4 |
| 1890 ... ... ... | 11·1 | 11·8 | 11·9 | 11·7 | 11·3 | 11·0 | 10·3 | 10·3 | 10·3 | 10·5 | 10·9 | 11·2 | 11·1 | 22·8 | 23·2 | 23·2 | 24·4 | 23·8 |
| TINNEVELLY. | | | | | | | | | | | | | | | | | | |
| Average of ten years... | 13·1 | 14·0 | 14·4 | 14·2 | 14·2 | 13·1 | 12·7 | 12·7 | 12·9 | 13·4 | 13·7 | 13·8 | 13·5 | 24·5 | 24·7 | 22·7 | 25·0 | 25·4 |
| 1888 ... ... ... | 13·1 | 13·7 | 14·5 | 14·6 | 14·1 | 13·6 | 13·5 | 13·3 | 13·3 | 13·3 | 13·2 | 12·8 | 13·6 | 20·0 | 20·8 | 27·1 | 27·7 | 26·0 |
| 1889 ... ... ... | 13·1 | 13·6 | 14·0 | 14·1 | 13·7 | 13·2 | 12·6 | 12·4 | 12·3 | 12·6 | 12·3 | 10·5 | 12·9 | 23·7 | 23·9 | 24·2 | 24·8 | 24·0 |
| 1890 ... ... ... | 10·1 | 11·0 | 10·9 | 10·8 | 10·5 | 10·2 | 9·8 | 9·8 | 9·9 | 10·1 | 10·3 | 10·4 | 10·4 | 18·8 | 17·9 | 18·0 | 19·0 | 19·9 |
| COIMBATORE. | | | | | | | | | | | | | | | | | | |
| Average of ten years... | 13·9 | 13·9 | 14·1 | 14·2 | 14·0 | 13·6 | 13·3 | 13·0 | 13·2 | 14·6 | 14·3 | 14·3 | 13·8 | 23·1 | 23·1 | 23·6 | 24·1 | 23·5 |
| 1888 ... ... ... | 15·6 | 15·5 | 15·5 | 15·6 | 15·2 | 15·0 | 14·5 | 14·2 | 13·9 | 14·0 | 13·9 | 13·5 | 14·7 | 23·7 | 23·7 | 23·7 | 24·6 | 24·5 |
| 1889 ... ... ... | 13·8 | 13·7 | 13·6 | 13·7 | 13·5 | 13·3 | 13·2 | 12·8 | 12·6 | 12·8 | 12·9 | 12·0 | 13·2 | 21·7 | 21·4 | 22·1 | 21·9 | 22·3 |
| 1890 ... ... ... | 12·2 | 12·7 | 12·6 | 12·6 | 12·2 | 11·8 | 11·3 | 11·2 | 11·4 | 11·4 | 11·4 | 11·7 | 11·9 | 22·6 | 22·2 | 22·7 | 22·6 | 22·8 |
| NILGIRIS. | | | | | | | | | | | | | | | | | | |
| Average of ten years... | 10·8 | 11·0 | 11·0 | 11·0 | 11·0 | 10·9 | 10·7 | 10·6 | 10·6 | 11·0 | 10·5 | 10·9 | 10·8 | 19·1 | 19·0 | 18·8 | 18·6 | 18·4 |
| 1888 ... ... ... | 12·7 | 13·2 | 13·4 | 13·4 | 13·0 | 12·4 | 12·9 | 12·9 | 12·9 | 12·3 | 11·7 | 12·0 | 12·7 | 25·9 | 25·5 | 25·0 | 24·6 | 23·3 |
| 1889 ... ... ... | 10·9 | 13·1 | 13·3 | 12·8 | 13·0 | 12·9 | 12·1 | 12·2 | 12·2 | 10·5 | 10·5 | 9·8 | 11·9 | 19·4 | 23·9 | 24·7 | 23·6 | 24·5 |
| 1890 ... ... ... | 10·6 | 10·8 | 10·8 | 10·7 | 9·9 | 9·6 | 9·9 | 9·8 | 9·9 | 9·9 | 9·5 | 9·6 | 10·9 | 22·1 | 21·7 | 20·8 | 20·4 | 20·8 |
| SALEM. | | | | | | | | | | | | | | | | | | |
| Average of ten years... | 12·0 | 11·9 | 11·5 | 11·5 | 11·7 | 11·2 | 10·7 | 10·6 | 10·7 | 11·0 | 11·7 | 10·2 | 11·2 | 37·2 | 26·6 | 26·8 | 28·2 | 28·3 |
| 1888 ... ... ... | 16·3 | 16·2 | 16·1 | 16·0 | 16·1 | 15·9 | 15·5 | 15·3 | 14·8 | 15·0 | 14·9 | 14·9 | 15·6 | 29·1 | 28·9 | 30·4 | 29·4 | 29·5 |
| 1889 ... ... ... | 14·9 | 14·9 | 14·7 | 14·5 | 14·4 | 14·2 | 13·8 | 13·9 | 14·1 | 14·4 | 14·5 | 13·2 | 14·3 | 23·7 | 24·6 | 24·1 | 24·7 | 25·8 |
| 1890 ... ... ... | 13·4 | 13·6 | 13·3 | 13·4 | 13·1 | 12·7 | 12·4 | 12·2 | 12·2 | 12·4 | 12·3 | 12·6 | 12·8 | 24·8 | 25·0 | 24·7 | 24·3 | 24·5 |
| SOUTH CANARA. | | | | | | | | | | | | | | | | | | |
| Average of ten years... | 14·3 | 14·6 | 14·3 | 14·1 | 13·9 | 13·6 | 13·5 | 13·4 | 13·6 | 13·6 | 13·7 | 14·3 | 13·9 | ... | ... | ... | ... | ... |
| 1888 ... ... ... | 15·7 | 15·5 | 15·7 | 15·8 | 15·8 | 15·6 | 15·4 | 15·2 | 15·1 | 14·7 | 14·2 | 14·7 | 15·3 | ... | ... | ... | ... | ... |
| 1889 ... ... ... | 14·8 | 14·3 | 14·2 | 13·8 | 12·9 | 12·7 | 12·1 | 12·0 | 11·2 | 11·3 | 13·1 | 14·1 | 13·0 | ... | ... | ... | ... | ... |
| 1890 ... ... ... | 13·7 | 14·0 | 14·1 | 14·1 | 13·9 | 13·8 | 13·7 | 13·6 | 13·5 | 13·7 | 13·6 | 13·6 | 13·8 | ... | ... | ... | ... | ... |
| MALABAR. | | | | | | | | | | | | | | | | | | |
| Average of ten years... | 13·7 | 13·8 | 13·5 | 13·4 | 13·4 | 12·9 | 12·8 | 13·0 | 13·3 | 13·8 | 13·7 | 13·2 | 13·4 | ... | ... | ... | ... | ... |
| 1888 ... ... ... | 15·1 | 15·1 | 15·3 | 15·0 | 14·4 | 14·3 | 14·4 | 14·5 | 14·4 | 14·0 | 13·9 | 14·4 | 14·6 | ... | ... | ... | ... | ... |
| 1889 ... ... ... | 13·8 | 13·6 | 13·5 | 13·0 | 13·0 | 12·6 | 12·1 | 12·1 | 12·2 | 12·6 | 12·3 | 11·8 | 12·7 | ... | ... | ... | ... | ... |
| 1890 ... ... ... | 11·9 | 12·3 | 12·2 | 12·0 | 11·7 | 11·5 | 11·1 | 10·6 | 11·1 | 11·4 | 11·1 | 11·3 | 11·5 | ... | ... | ... | ... | ... |



## I—*continued.*

*Madras Presidency during* 1888, 1889 *and* 1890, *compared with the average of the previous ten years of* 1877—continued.

| Cholum. | | | | | | | | Ragi. | | | | | | | | | | | |
|---|---|---|---|---|---|---|---|---|---|---|---|---|---|---|---|---|---|---|---|
| June. | July. | August. | September. | October. | November. | December. | Average. | January. | February. | March. | April. | May. | June. | July. | August. | September. | October. | November. | December. | Average. |
| 31·3 | 30·2 | 29·2 | 22·7 | 28·3 | 29·6 | 33·0 | 30·7 | 31·7 | 29·7 | 28·5 | 28·9 | 28·4 | 27·9 | 30·8 | 27·6 | 27·4 | 27·8 | 28·7 | 30·8 | 29·0 |
| 31·9 | 29·0 | 27·8 | 27·6 | 27·0 | 26·5 | 28·0 | 30·8 | 30·2 | 31·0 | 28·8 | 28·7 | 28·2 | 27·5 | 26·5 | 25·5 | 25·9 | 25·8 | 26·1 | 26·8 | 27·6 |
| 25·7 | 24·6 | 23·7 | 23·8 | 23·1 | 25·3 | 21·0 | 25·8 | 28·6 | 29·0 | 27·8 | 28·0 | 28·1 | 27·8 | 27·0 | 26·5 | 27·5 | 28·8 | 28·1 | 27·7 | 27·5 |
| 23·1 | 18·3 | 17·6 | 16·8 | 15·9 | 16·0 | 19·8 | 20·4 | 24·5 | 23·2 | 23·1 | 23·1 | 22·9 | 21·7 | 19·4 | 20·0 | 20·4 | 19·4 | 20·5 | 21·7 | 21·7 |
| 23·7 | 23·5 | 23·1 | 24·1 | 25·3 | 24·2 | 24·9 | 24·3 | 34·3 | 32·6 | 31·4 | 30·4 | 31·0 | 29·3 | 28·2 | 27·7 | 29·0 | 30·0 | 29·6 | 30·2 | 30·3 |
| 25·0 | 25·3 | 25·8 | 24·7 | 24·5 | 23·9 | 24·1 | 24·6 | 27·6 | 27·5 | 27·9 | 26·2 | 25·1 | 25·0 | 24·5 | 24·8 | 24·5 | 26·5 | 25·9 | 26·8 | 26·0 |
| 26·1 | 24·8 | 24·6 | 25·7 | 25·2 | 23·1 | 17·0 | 23·9 | 28·4 | 27·6 | 27·1 | 26·8 | 26·2 | 25·5 | 24·5 | 23·7 | 24·7 | 24·7 | 25·2 | 21·1 | 25·6 |
| 17·8 | 16·9 | 16·8 | 17·6 | 17·0 | 16·6 | 16·1 | 17·7 | 21·1 | 20·4 | 20·1 | 19·7 | 19·7 | 18·5 | 17·9 | 18·1 | 18·6 | 18·0 | 17·8 | 19·6 | 19·2 |
| 22·9 | 22·4 | 22·4 | 22·7 | 23·4 | 23·0 | 24·6 | 23·3 | 28·1 | 27·8 | 27·8 | 29·9 | 28·5 | 27·5 | 26·7 | 26·4 | 27·4 | 28·6 | 30·3 | 30·8 | 28·3 |
| 24·5 | 22·2 | 22·0 | 22·1 | 21·9 | 22·5 | 21·9 | 23·1 | 31·6 | 31·2 | 31·4 | 30·6 | 30·4 | 29·3 | 28·2 | 27·6 | 26·7 | 28·6 | 28·4 | 28·7 | 29·4 |
| 22·3 | 22·0 | 21·9 | 23·0 | 23·2 | 24·8 | 22·3 | 22·4 | 28·6 | 28·2 | 27·9 | 28·5 | 28·8 | 29·1 | 28·9 | 28·7 | 29·9 | 30·5 | 30·2 | 27·8 | 28·9 |
| 22·1 | 19·0 | 19·4 | 19·4 | 18·5 | 18·7 | 18·8 | 20·7 | 28·8 | 28·8 | 29·6 | 28·6 | 28·8 | 27·5 | 24·6 | 24·5 | 25·5 | 24·4 | 24·7 | 24·4 | 26·7 |
| 18·4 | 18·8 | 18·5 | 18·9 | 21·2 | 19·8 | 20·3 | 19·1 | 19·5 | 19·4 | 19·5 | 19·8 | 19·7 | 19·2 | 19·0 | 18·7 | 19·4 | 19·8 | 20·0 | 20·6 | 19·5 |
| 23·4 | 23·4 | 23·6 | 23·8 | 23·4 | 23·2 | 24·0 | 24·1 | 25·9 | 25·8 | 26·1 | 25·8 | 24·5 | 23·7 | 24·0 | 24·4 | 23·7 | 23·5 | 23·2 | 23·9 | 24·5 |
| 24·9 | 24·1 | 25·9 | 24·8 | 21·4 | 22·0 | 22·2 | 23·3 | 20·7 | 24·5 | 26·4 | 25·3 | 26·3 | 25·9 | 25·7 | 26·3 | 26·1 | 22·3 | 22·8 | 22·5 | 24·7 |
| 22·2 | 20·7 | 19·8 | 20·4 | 21·1 | 20·9 | 20·3 | 20·9 | 23·2 | 23·1 | 22·9 | 22·0 | 21·4 | 22·0 | 21·6 | 21·4 | 22·0 | 22·0 | 21·0 | 21·0 | 22·0 |
| 27·5 | 26·7 | 26·9 | 27·5 | 29·4 | 29·6 | 30·1 | 28·7 | 37·2 | 26·6 | 26·8 | 28·2 | 28·3 | 27·3 | 26·7 | 26·8 | 27·5 | 29·4 | 29·6 | 30·1 | 28·7 |
| 27·7 | 26·7 | 26·2 | 25·9 | 24·4 | 24·0 | 24·0 | 27·2 | 34·2 | 34·3 | 34·3 | 34·6 | 34·3 | 32·2 | 31·8 | 31·4 | 30·5 | 30·0 | 30·2 | 31·1 | 32·4 |
| 25·7 | 24·9 | 26·2 | 27·2 | 28·5 | 29·3 | 25·3 | 25·8 | 31·3 | 31·3 | 31·5 | 31·6 | 31·8 | 31·3 | 30·9 | 31·5 | 32·5 | 33·4 | 33·8 | 30·0 | 31·7 |
| 24·4 | 22·6 | 22·3 | 22·7 | 22·0 | 21·5 | 21·6 | 23·4 | 30·4 | 30·7 | 30·2 | 30·4 | 30·4 | 30·2 | 28·9 | 28·6 | 29·0 | 28·3 | 28·3 | 28·4 | 30·9 |
| ... | ... | ... | ... | ... | ... | ... | ... | 19·1 | 18·8 | 18·3 | 18·2 | 18·3 | 18·0 | 18·7 | 17·5 | 17·5 | 18·1 | 18·1 | 19·9 | 18·4 |
| ... | ... | ... | ... | ... | ... | ... | ... | 24·8 | 24·0 | 23·6 | 23·9 | 23·4 | 23·1 | 23·5 | 23·5 | 23·2 | 22·9 | 23·0 | 22·8 | 23·5 |
| ... | ... | ... | ... | ... | ... | ... | ... | 25·2 | 23·4 | 23·0 | 22·2 | 21·7 | 21·3 | 21·2 | 20·3 | 18·7 | 18·0 | 20·1 | 23·6 | 21·4 |
| ... | ... | ... | ... | ... | ... | ... | ... | 22·9 | 22·7 | 22·4 | 22·4 | 22·2 | 22·0 | 21·0 | 21·2 | 21·1 | 21·8 | 21·9 | 21·8 | 22·0 |
| ... | ... | ... | ... | ... | ... | ... | ... | 17·8 | 18·0 | 17·9 | 18·0 | 17·6 | 17·4 | 17·6 | 17·6 | 17·8 | 18·1 | 18·5 | 19·1 | 17·9 |
| ... | ... | ... | ... | ... | ... | ... | ... | 29·2 | 30·1 | 31·4 | 30·7 | 28·0 | 27·4 | 27·9 | 26·4 | 26·3 | 25·7 | 24·1 | 26·4 | 27·8 |
| ... | ... | ... | ... | ... | ... | ... | ... | 27·2 | 25·7 | 26·2 | 25·9 | 26·2 | 25·2 | 25·0 | 24·6 | 24·9 | 24·8 | 25·6 | 27·0 | 25·8 |
| ... | ... | ... | ... | ... | ... | ... | ... | 26·8 | 25·6 | 26·5 | 26·5 | 26·2 | 25·3 | 23·3 | 23·2 | 23·8 | 23·3 | 22·9 | 23·1 | 24·7 |

# STATEMENT

*Table contrasting the monthly rainfall in the Madras Presidency during* 1888,

| Districts. | Number of places of observation. | January. | | February. | | March. | | April. | | May. | |
|---|---|---|---|---|---|---|---|---|---|---|---|
| | | Rainfall. | Days. | Rainfall. | Days. | Rainfall. | Days. | Rainfall. | Days. | Rainfall. | Days. |
| Anantapur ... Average of ten years | 11 | 0·06 | 0·2 | 0·08 | 0·2 | 0·13 | 0·3 | 0·23 | 0·7 | 2·42 | 3·8 |
| 1888 | | ... | ... | ... | ... | ... | ... | 1·39 | 1·7 | 2·10 | 2·6 |
| 1889 | | ... | ... | ... | ... | ... | ... | 0·37 | 1·4 | 1·07 | 2·3 |
| 1890 | | ... | ... | ... | ... | 0·21 | 0·8 | 1·15 | 2·9 | 1·31 | 3·3 |
| Bellary ... Average of ten years | 11 | 0·08 | 0·1 | 0·02 | 0·1 | 0·14 | 0·4 | 0·60 | 1·5 | 2·35 | 4·5 |
| 1888 | | 0·06 | 0·1 | 0·08 | 0·2 | ... | ... | 1·09 | 1·9 | 3·05 | 4·8 |
| 1889 | | ... | ... | ... | ... | ... | ... | 1·22 | 2·3 | 1·09 | 3·3 |
| 1890 | | ... | ... | ... | ... | 0·33 | 0·6 | 1·59 | 3·5 | 1·14 | 2·9 |
| Canara ... Average of ten years | 9 | 0·12 | 0·3 | ... | ... | 0·06 | 0·3 | 0·84 | 2·4 | 6·62 | 8·4 |
| 1888 | | 0·04 | 0·2 | ... | ... | ... | ... | 1·98 | 4·0 | 5·97 | 10·5 |
| 1889 | | 0·14 | 0·3 | ... | ... | ... | ... | 1·05 | 1·8 | 5·20 | 9·3 |
| 1890 | | ... | ... | 0·03 | 0·4 | 0·44 | 1·4 | 2·31 | 7·3 | 4·37 | 8·9 |
| Chingleput ... Average of ten years | 10 | 0·62 | 1·1 | 0·14 | 1·0 | 0·27 | 0·4 | 0·14 | 0·2 | 1·60 | 1·9 |
| 1888 | | 0·14 | 0·5 | ... | ... | ... | ... | 0·13 | 0·4 | 5·19 | 3·8 |
| 1889 | | 0·42 | 0·4 | 0·06 | 0·2 | ... | ... | 0·61 | 1·2 | 0·10 | 0·2 |
| 1890 | | 0·49 | 0·9 | ... | ... | ... | ... | 0·52 | 0·7 | 0·22 | 0·6 |
| Coimbatore ... Average of ten years | 16 | 0·21 | 0·6 | 0·06 | 0·1 | 0·58 | 0·2 | 1·28 | 2·4 | 3·89 | 7·1 |
| 1888 | | 0·02 | 1·2 | ... | 0·1 | 0·21 | 0·5 | 1·74 | 3·5 | 3·43 | 6·5 |
| 1889 | | 0·09 | 0·4 | ... | ... | 0·69 | 1·1 | 4·66 | 4·0 | 2·90 | 5·2 |
| 1890 | | 0·22 | 0·9 | 0·01 | 0·1 | 1·31 | 2·4 | 3·31 | 4·8 | 3·31 | 5·9 |
| Cuddapah ... Average of ten years | 14 | 0·07 | 0·2 | 0·07 | 0·2 | 0·19 | 0·3 | 0·33 | 0·6 | 1·92 | 3·2 |
| 1888 | | ... | ... | ... | ... | ... | ... | 0·75 | 1·4 | 1·70 | 2·9 |
| 1889 | | ... | ... | ... | ... | 0·28 | 0·4 | 0·58 | 1·2 | 0·86 | 1·3 |
| 1890 | | ... | ... | ... | ... | 0·10 | 0·4 | 0·91 | 1·3 | 0·75 | 2·7 |
| Ganjam ... Average of ten years | 19 | 0·07 | 0·2 | 0·27 | 0·4 | 0·69 | 1·7 | 0·59 | 1·7 | 2·67 | 5·0 |
| 1888 | | 0·29 | 1·2 | 0·67 | 1·9 | 0·12 | 0·4 | 0·25 | 1·0 | 0·37 | 1·5 |
| 1889 | | ... | ... | 0·02 | 0·1 | 0·06 | 0·6 | 0·18 | 0·8 | 1·69 | 5·6 |
| 1890 | | ... | ... | ... | ... | 0·99 | 3·0 | 0·19 | 0·9 | 2·48 | 4·3 |
| Godávari ... Average of ten years | 21 | 0·07 | 0·1 | 0·04 | 0·1 | 0·27 | 0·4 | 0·27 | 0·4 | 1·70 | 3·5 |
| 1888 | | 0·03 | 0·1 | ... | ... | 0·02 | 0·1 | 0·22 | 0·8 | 2·82 | 4·0 |
| 1889 | | ... | ... | ... | ... | ... | ... | 0·04 | 0·9 | 1·13 | 2·6 |
| 1890 | | ... | ... | ... | ... | 0·14 | 0·2 | 0·41 | 0·8 | 0·91 | 1·2 |
| Kistna ... Average of ten years | 13 | 0·07 | 0·1 | 0·06 | 0·1 | 0·37 | 0·6 | 0·15 | 0·4 | 1·74 | 3·2 |
| 1888 | | ... | ... | ... | ... | ... | ... | 0·49 | 0·7 | 2·89 | 3·2 |
| 1889 | | ... | ... | ... | ... | 0·14 | 0·2 | 0·08 | 0·2 | 0·67 | 2·2 |
| 1890 | | ... | ... | ... | ... | 0·58 | 0·8 | 0·07 | 0·2 | 0·22 | 0·5 |
| Kurnool ... Average of ten years | 18 | 0·04 | 0·1 | 0·03 | 0·1 | 0·25 | 0·4 | 2·32 | 0·6 | 1·42 | 3·0 |
| 1888 | | ... | ... | ... | ... | ... | ... | 1·05 | 1·9 | 1·15 | 2·5 |
| 1889 | | ... | ... | ... | ... | 0·34 | 0·5 | 0·79 | 1·7 | 0·46 | 1·5 |
| 1890 | | ... | ... | ... | ... | 0·12 | 0·2 | 0·79 | 2·0 | 0·78 | 2·8 |
| Madras ... Average of ten years | 1 | 0·87 | 2·4 | 0·54 | 0·3 | 0·30 | 1·2 | 0·30 | 0·6 | 1·81 | 2·0 |
| 1888 | | 0·72 | 4·0 | ... | ... | ... | ... | 0·13 | 1·0 | 3·17 | 2·0 |
| 1889 | | 0·05 | 2·0 | ... | ... | ... | ... | 2·05 | 3·0 | 0·01 | 1·0 |
| 1890 | | 0·35 | 2·0 | ... | ... | ... | ... | 0·17 | 1·0 | ... | ... |
| Madura ... Average of ten years | 20 | 0·29 | 1·3 | 0·43 | 0·5 | 0·81 | 1·4 | 1·28 | 3·0 | 2·40 | 4·0 |
| 1888 | | 0·02 | 0·2 | ... | ... | 0·16 | 0·7 | 0·92 | 2·5 | 3·31 | 6·8 |
| 1889 | | 0·32 | 0·9 | 0·01 | 0·1 | 0·88 | 1·5 | 5·04 | 5·3 | 2·22 | 4·8 |
| 1890 | | 0·64 | 1·3 | 0·68 | 1·4 | 0·85 | 1·8 | 2·87 | 4·6 | 1·68 | 3·6 |
| Malabar ... Average of ten years | 14 | 0·17 | 0·3 | 0·07 | 0·2 | 0·71 | 1·4 | 2·60 | 4·9 | 9·00 | 10·4 |
| 1888 | | ... | ... | 0·09 | 0·4 | 0·06 | 0·2 | 4·41 | 4·3 | 12·07 | 14·2 |
| 1889 | | ... | ... | 0·07 | 0·4 | 0·31 | 0·9 | 4·90 | 6·7 | 6·93 | 10·4 |
| 1890 | | 0·05 | 0·3 | 0·65 | 1·0 | 2·03 | 3·8 | 5·03 | 9·6 | 6·83 | 9·7 |
| Nellore ... Average of ten years | 16 | 0·32 | 0·6 | 0·04 | 0·1 | 0·14 | 0·3 | 0·19 | 0·3 | 1·21 | 1·7 |
| 1888 | | 0·41 | 1·1 | ... | ... | ... | ... | 0·41 | 0·6 | 3·13 | 2·2 |
| 1889 | | 0·03 | 0·2 | ... | ... | 0·12 | 0·2 | 0·46 | 0·9 | 0·45 | 0·9 |
| 1890 | | 0·02 | 0·2 | ... | ... | 0·34 | 0·3 | 0·20 | 0·4 | 0·27 | 0·5 |
| North Arcot.. Average of ten years | 19 | 0·34 | 0·6 | 0·10 | 0·1 | 0·29 | 0·5 | 0·36 | 0·7 | 2·51 | 3·9 |
| 1888 | | 0·03 | 0·2 | ... | ... | ... | ... | 0·08 | 0·3 | 5·31 | 4·2 |
| 1889 | | 0·32 | 0·4 | ... | ... | 0·17 | 0·3 | 1·12 | 1·6 | 0·69 | 1·3 |
| 1890 | | 0·09 | 0·4 | ... | ... | 0·13 | 0·5 | 1·06 | 1·3 | 1·60 | 3·4 |
| Nilgiris ... Average of ten years | 11 | 1·67 | 1·7 | 0·39 | 0·8 | 1·84 | 3·4 | 3·02 | 6·0 | 6·04 | 11·5 |
| 1888 | | 0·61 | 2·2 | 0·01 | 0·1 | 0·35 | 1·3 | 3·84 | 6·6 | 7·63 | 17·3 |
| 1889 | | 0·31 | 1·2 | 0·03 | 0·3 | 2·17 | 3·8 | 4·51 | 8·3 | 4·60 | 9·8 |
| 1890 | | 0·69 | 1·6 | 2·59 | 1·9 | 2·69 | 5·7 | 6·02 | 11·5 | 5·36 | 12·4 |
| Salem ... Average of ten years | 18 | 0·30 | 0·3 | 0·10 | 0·1 | 0·64 | 0·8 | 1·06 | 1·8 | 4·48 | 6·9 |
| 1888 | | 0·03 | 0·1 | 0·08 | 0·2 | 0·15 | 0·5 | 0·91 | 2·7 | 3·61 | 6·4 |
| 1889 | | 0·10 | 0·4 | ... | ... | 0·46 | 0·9 | 2·74 | 5·3 | 2·82 | 4·9 |
| 1890 | | 0·20 | 0·7 | ... | ... | 0·72 | 1·5 | 1·32 | 3·2 | 3·62 | 6·8 |
| South Arcot... Average of ten years | 17 | 0·55 | 0·8 | 0·04 | 0·1 | 0·37 | 0·6 | 0·33 | 0·5 | 2·45 | 3·3 |
| 1888 | | 0·11 | 0·1 | ... | ... | ... | ... | 0·38 | 0·8 | 6·53 | 5·3 |
| 1889 | | 0·33 | 0·4 | ... | ... | ... | ... | 0·91 | 1·5 | 1·07 | 2·2 |
| 1890 | | 0·26 | 0·6 | ... | ... | 0·13 | 0·2 | 0·70 | 1·0 | 1·13 | 2·3 |
| Tanjore ... Average of ten years | 17 | 1·21 | 2·1 | 0·30 | 0·4 | 0·51 | 0·6 | 0·39 | 0·7 | 1·88 | 2·8 |
| 1888 | | 0·11 | 0·3 | ... | ... | 0·08 | 0·1 | 0·72 | 1·2 | 6·88 | 7·5 |
| 1889 | | 0·34 | 1·1 | ... | ... | 0·16 | 0·5 | 1·62 | 3·2 | 2·51 | 3·1 |
| 1890 | | 1·28 | 1·9 | 0·25 | 0·5 | 0·07 | 0·2 | 0·13 | 1·6 | 0·47 | 0·8 |
| Tinnevelly ... Average of ten years | 11 | 0·34 | 1·7 | 0·67 | 1·1 | 1·31 | 2·1 | 1·66 | 2·9 | 2·13 | 3·7 |
| 1888 | | 0·05 | 0·3 | ... | ... | 1·21 | 1·4 | 1·70 | 2·7 | 2·65 | 5·7 |
| 1889 | | 0·17 | 0·7 | ... | ... | 2·70 | 3·7 | 2·83 | 4·6 | 2·84 | 6·5 |
| 1890 | | 0·20 | 0·7 | 1·67 | 2·0 | 1·46 | 3·5 | 2·43 | 4·4 | 0·61 | 1·6 |
| Trichinopoly . Average of ten years | 11 | 0·50 | 1·0 | 0·02 | 0·1 | 0·42 | 0·8 | 1·07 | 1·4 | 3·54 | 5·8 |
| 1888 | | 0·06 | 0·4 | ... | ... | 0·22 | 0·1 | 1·33 | 1·7 | 4·49 | 7·3 |
| 1889 | | 0·27 | 0·7 | ... | ... | 0·06 | 0·2 | 2·87 | 3·5 | 2·59 | 3·9 |
| 1890 | | 0·53 | 1·6 | 0·05 | 0·3 | 0·19 | 0·6 | 1·59 | 2·1 | 2·07 | 4·1 |
| Vizagapatam. Average of ten years | 25 | 0·13 | 0·4 | 0·15 | 0·3 | 0·70 | 1·3 | 0·68 | 1·4 | 3·34 | 5·2 |
| 1888 | | 0·05 | 0·2 | 0·20 | 0·4 | 0·26 | 0·9 | 0·64 | 1·3 | 2·40 | 3·4 |
| 1889 | | ... | ... | ... | ... | 0·47 | 0·8 | 0·41 | 1·3 | 2·04 | 5·0 |
| 1890 | | ... | ... | ... | ... | 0·69 | 1·2 | 1·39 | 3·0 | 1·56 | 3·6 |
| Total ... Average of ten years | 317 | 0·40 | 0·7 | 0·16 | 0·3 | 0·50 | 0·9 | 0·89 | 1·6 | 3·05 | 4·8 |
| 1888 | | 0·13 | 0·6 | 0·05 | 0·1 | 0·13 | 0·3 | 1·12 | 2·0 | 4·08 | 5·7 |
| 1889 | | 0·13 | 0·4 | 0·01 | 0·1 | 0·41 | 0·7 | 1·77 | 2·6 | 2·00 | 4·0 |
| 1890 | | 0·24 | 0·6 | 0·27 | 0·3 | 0·61 | 1·3 | 1·59 | 3·1 | 1·85 | 3·7 |



## II.

1889 *and* 1890, *with the average of previous ten years ending* 1887, *exclusive of* 1876.

| June. | | July. | | August. | | September. | | October. | | November. | | December. | | Total. | |
|---|---|---|---|---|---|---|---|---|---|---|---|---|---|---|---|
| Rainfall. | Days. | Rainfall. | Days. | Rainfall. | Days. | Rainfall. | Days. | Rainfall. | Days. | Rainfall. | Days. | Rainfall. | Days. | Rainfall. | Days. |
| 2·03 | 4·4 | 2·52 | 5·3 | 4·59 | 7·5 | 3·65 | 5·7 | 4·55 | 7·3 | 2·27 | 4·2 | 0·32 | 1·0 | 22·85 | 40·6 |
| 1·12 | 1·6 | 1·74 | 4·8 | 1·33 | 3·9 | 5·98 | 8·6 | 1·43 | 2·0 | 5·12 | 5·1 | 0·03 | 0·1 | 20·24 | 30·4 |
| 2·61 | 5·9 | 3·36 | 7·5 | 2·25 | 6·3 | 12·02 | 12·9 | 10·09 | 9·2 | 0·81 | 2·5 | 0·11 | 1·0 | 32·69 | 49·0 |
| 1·83 | 4·4 | 0·94 | 3·8 | 2·27 | 5·7 | 4·37 | 9·5 | 4·23 | 7·1 | 4·07 | 6·1 | 0·59 | 1·0 | 20·57 | 44·6 |
| 2·49 | 5·9 | 2·64 | 7·8 | 4·29 | 8·8 | 4·05 | 7·5 | 4·91 | 7·6 | 1·60 | 2·9 | 0·15 | 0·5 | 23·32 | 47·6 |
| 1·26 | 3·9 | 1·83 | 8·3 | 2·42 | 5·9 | 5·49 | 9·9 | 0·81 | 2·5 | 4·02 | 6·4 | ... | ... | 20·11 | 45·9 |
| 3·51 | 7·5 | 3·97 | 9·6 | 2·36 | 5·9 | 10·76 | 13·7 | 6·40 | 8·7 | 0·58 | 2·0 | ... | ... | 29·89 | 53·0 |
| 1·94 | 5·7 | 1·91 | 6·9 | 3·45 | 5·8 | 4·82 | 9·4 | 2·99 | 6·3 | 5·60 | 7·1 | 0·70 | 0·8 | 24·47 | 49·0 |
| 36·05 | 27·0 | 38·35 | 28·9 | 26·27 | 26·3 | 12·60 | 20·6 | 9·46 | 14·1 | 3·30 | 5·9 | 0·51 | 1·4 | 134·18 | 135·6 |
| 55·33 | 28·2 | 36·24 | 30·1 | 32·68 | 30·6 | 4·77 | 12·8 | 4·81 | 9·9 | 5·32 | 8·0 | 0·13 | 0·7 | 147·26 | 135·0 |
| 61·21 | 29·4 | 40·67 | 30·4 | 29·64 | 29·1 | 14·80 | 18·9 | 13·86 | 14·3 | 0·64 | 2·9 | 1·69 | 2·1 | 168·90 | 139·0 |
| 37·13 | 29·8 | 52·65 | 29·3 | 20·70 | 21·3 | 5·66 | 21·1 | 6·49 | 11·9 | 2·49 | 6·0 | 0·29 | 1·4 | 132·56 | 137·9 |
| 2·74 | 5·1 | 3·60 | 7·0 | 4·22 | 9·2 | 4·71 | 6·0 | 9·49 | 10·1 | 13·32 | 11·5 | 5·09 | 5·4 | 45·94 | 58·9 |
| 2·04 | 3·8 | 2·85 | 6·7 | 7·81 | 10·0 | 3·50 | 5·9 | 12·26 | 13·0 | 14·47 | 12·4 | 6·00 | 4·5 | 54·39 | 61·0 |
| 2·87 | 5·2 | 4·66 | 8·5 | 4·26 | 9·3 | 5·03 | 7·0 | 8·20 | 6·3 | 3·89 | 3·9 | 8·80 | 4·9 | 38·90 | 47·1 |
| 5·14 | 6·9 | 5·79 | 7·6 | 3·45 | 5·4 | 4·46 | 6·4 | 5·62 | 7·3 | 2·75 | 6·2 | 1·00 | 2·1 | 29·44 | 44·1 |
| 2·21 | 4·3 | 1·79 | 5·3 | 2·76 | 6·0 | 3·00 | 4·9 | 6·60 | 10·3 | 4·57 | 8·0 | 2·32 | 5·6 | 29·27 | 54·8 |
| 0·95 | 3·1 | 0·49 | 2·1 | 0·47 | 1·8 | 3·99 | 6·8 | 3·90 | 7·3 | 4·03 | 8·6 | 0·62 | 2·1 | 19·85 | 42·6 |
| 1·44 | 3·9 | 2·23 | 5·5 | 1·86 | 5·2 | 5·01 | 9·0 | 4·81 | 7·4 | 1·76 | 2·9 | 1·24 | 3·1 | 26·69 | 47·7 |
| 1·02 | 2·6 | 0·48 | 2·6 | 2·37 | 5·4 | 1·13 | 3·1 | 8·90 | 8·9 | 2·51 | 4·7 | 0·46 | 1·0 | 23·03 | 42·4 |
| 2·61 | 5·2 | 2·82 | 5·0 | 4·71 | 7·9 | 4·43 | 6·4 | 6·18 | 8·2 | 5·62 | 6·6 | 1·39 | 1·9 | 30·34 | 45·7 |
| 0·85 | 2·9 | 2·66 | 6·6 | 3·44 | 5·6 | 5·66 | 8·1 | 4·69 | 6·1 | 6·80 | 7·5 | 0·68 | 1·3 | 27·23 | 42·4 |
| 1·75 | 4·6 | 5·87 | 10·8 | 5·32 | 9·3 | 5·97 | 8·6 | 7·18 | 8·4 | 0·94 | 2·4 | 1·78 | 3·1 | 30·53 | 50·1 |
| 2·49 | 5·4 | 1·43 | 3·3 | 3·00 | 7·2 | 4·08 | 7·9 | 4·35 | 7·5 | 3·39 | 5·5 | 0·62 | 1·2 | 21·17 | 42·4 |
| 5·24 | 8·0 | 7·38 | 11·4 | 8·23 | 12·8 | 7·46 | 11·6 | 7·77 | 9·0 | 5·50 | 5·3 | 2·76 | 2·1 | 48·63 | 69·2 |
| 2·33 | 6·0 | 3·28 | 6·9 | 7·42 | 11·2 | 4·48 | 8·0 | 1·96 | 3·2 | 5·83 | 8·3 | 0·69 | 0·3 | 27·09 | 49·9 |
| 6·17 | 10·9 | 10·34 | 15·6 | 7·61 | 16·0 | 6·39 | 9·5 | 14·34 | 14·2 | 12·27 | 6·7 | 0·35 | 1·7 | 59·42 | 81·7 |
| 5·35 | 9·2 | 7·09 | 12·1 | 6·05 | 13·0 | 7·52 | 13·8 | 9·08 | 7·3 | 3·21 | 4·8 | 1·03 | 1·7 | 43·09 | 70·1 |
| 4·88 | 5·9 | 5·96 | 8·7 | 5·74 | 8·0 | 6·41 | 7·2 | 6·79 | 7·4 | 4·70 | 4·0 | 0·89 | 0·8 | 37·72 | 46·5 |
| 2·57 | 5·0 | 6·09 | 8·2 | 4·12 | 8·2 | 6·06 | 6·4 | 2·35 | 2·8 | 7·18 | 6·5 | ... | ... | 31·46 | 42·1 |
| 7·22 | 9·2 | 6·59 | 10·5 | 8·49 | 12·6 | 9·08 | 9·4 | 11·68 | 9·9 | 1·45 | 2·6 | 0·76 | 1·0 | 46·44 | 57·8 |
| 9·74 | 10·7 | 10·73 | 13·1 | 3·37 | 5·7 | 6·49 | 6·2 | 5·54 | 5·5 | 3·72 | 4·1 | 0·16 | 0·4 | 41·21 | 47·9 |
| 4·57 | 7·3 | 4·68 | 9·3 | 6·64 | 10·4 | 5·63 | 9·0 | 6·26 | 8·9 | 4·95 | 5·1 | 0·77 | 1·1 | 33·87 | 55·5 |
| 2·74 | 5·2 | 6·82 | 9·2 | 1·62 | 5·0 | 2·60 | 5·5 | 1·55 | 3·5 | 7·22 | 8·9 | ... | ... | 25·03 | 41·2 |
| 5·68 | 8·3 | 6·12 | 11·7 | 5·86 | 12·5 | 7·23 | 10·9 | 10·15 | 9·7 | 0·78 | 1·5 | 0·09 | 0·3 | 36·80 | 57·5 |
| 6·24 | 10·0 | 5·67 | 9·5 | 4·47 | 9·2 | 4·17 | 7·4 | 3·73 | 4·7 | 6·42 | 5·5 | 0·27 | 0·8 | 31·84 | 48·6 |
| 3·30 | 6·3 | 3·27 | 8·4 | 5·31 | 10·2 | 4·86 | 8·8 | 5·05 | 8·2 | 2·41 | 4·3 | 0·49 | 0·9 | 28·75 | 51·3 |
| 1·88 | 4·5 | 4·07 | 10·2 | 2·59 | 5·3 | 4·40 | 6·4 | 1·85 | 2·9 | 3·37 | 6·9 | 0·01 | 0·2 | 20·37 | 40·8 |
| 3·29 | 7·5 | 8·93 | 12·5 | 4·07 | 8·7 | 8·41 | 9·7 | 8·25 | 8·3 | 1·07 | 2·1 | 0·15 | 0·3 | 33·76 | 52·8 |
| 4·91 | 8·3 | 2·51 | 8·3 | 6·70 | 10·5 | 7·87 | 12·7 | 3·05 | 4·7 | 2·09 | 5·2 | 0·32 | 1·4 | 29·14 | 56·1 |
| 2·31 | 10·0 | 33·4 | 12·7 | 4·40 | 13·6 | 4·62 | 11·3 | 12·01 | 15·1 | 10·76 | 15·4 | 5·76 | 9·4 | 53·02 | 94·9 |
| 1·93 | 8·0 | 4·63 | 18·0 | 8·09 | 16·0 | 2·31 | 12·0 | 24·27 | 17·0 | 9·53 | 21·0 | 7·69 | 7·0 | 62·47 | 106·0 |
| 1·09 | 11·0 | 5·57 | 16·0 | 4·36 | 18·0 | 5·86 | 10·0 | 7·47 | 8·0 | 5·08 | 8·0 | 11·85 | 7·0 | 45·39 | 84·0 |
| 6·07 | 12·0 | 7·33 | 15·0 | 2·21 | 12·0 | 2·59 | 13·0 | 4·17 | 12·0 | 4·61 | 12·0 | 0·49 | 5·0 | 27·98 | 83·0 |
| 1·16 | 2·7 | 1·30 | 2·7 | 2·62 | 5·1 | 2·33 | 4·5 | 6·46 | 10·0 | 6·51 | 9·7 | 3·92 | 5·8 | 29·81 | 50·7 |
| 0·45 | 2·0 | 0·64 | 1·8 | 1·29 | 3·3 | 2·47 | 5·9 | 7·70 | 9·8 | 7·24 | 11·6 | 5·71 | 6·6 | 29·91 | 51·2 |
| 1·18 | 2·6 | 2·59 | 4·9 | 2·36 | 5·2 | 4·23 | 7·2 | 4·47 | 6·6 | 2·89 | 4·3 | 2·03 | 3·8 | 28·22 | 47·2 |
| 1·74 | 3·6 | 1·40 | 2·9 | 2·48 | 5·0 | 2·27 | 4·4 | 9·52 | 8·2 | 3·73 | 6·8 | 0·90 | 1·5 | 28·62 | 45·1 |
| 29·15 | 25·2 | 28·94 | 26·4 | 16·84 | 20·9 | 8·76 | 15·6 | 9·77 | 15·1 | 5·68 | 9·4 | 1·16 | 2·7 | 112·85 | 132·5 |
| 46·79 | 28·3 | 29·27 | 29·6 | 20·18 | 27·9 | 4·61 | 10·0 | 4·39 | 9·6 | 6·95 | 9·1 | 0·12 | 0·4 | 128·04 | 134·0 |
| 36·26 | 27·6 | 20·85 | 28·4 | 22·00 | 27·6 | 17·91 | 18·9 | 12·49 | 12·9 | 2·39 | 4·4 | 1·42 | 2·3 | 125·53 | 140·5 |
| 26·62 | 26·9 | 27·53 | 23·9 | 10·85 | 14·0 | 3·11 | 13·7 | 5·40 | 11·2 | 2·86 | 5·0 | 0·94 | 1·7 | 91·90 | 122·8 |
| 1·63 | 3·7 | 2·18 | 5·2 | 3·00 | 5·7 | 3·15 | 5·6 | 10·26 | 9·3 | 11·91 | 9·1 | 2·87 | 3·2 | 36·05 | 44·8 |
| 1·01 | 3·0 | 2·51 | 6·2 | 2·24 | 4·7 | 1·99 | 4·1 | 6·76 | 8·2 | 9·28 | 11·1 | 1·70 | 2·6 | 29·47 | 43·8 |
| 2·07 | 4·1 | 3·36 | 7·8 | 3·06 | 6·9 | 3·03 | 6·6 | 9·19 | 7·0 | 1·89 | 3·6 | 4·51 | 3·6 | 25·07 | 41·8 |
| 2·88 | 6·2 | 1·91 | 5·1 | 2·02 | 5·7 | 3·75 | 6·1 | 3·83 | 6·9 | 6·56 | 6·9 | 2·17 | 3·6 | 23·55 | 41·9 |
| 2·97 | 5·0 | 2·98 | 5·7 | 5·96 | 8·8 | 4·63 | 6·4 | 7·48 | 8·8 | 9·06 | 8·8 | 3·63 | 3·7 | 40·31 | 53·2 |
| 2·00 | 3·3 | 2·04 | 4·3 | 4·70 | 7·3 | 6·00 | 6·5 | 6·71 | 7·9 | 9·30 | 8·4 | 1·73 | 2·6 | 37·90 | 45·0 |
| 3·68 | 6·1 | 4·31 | 7·2 | 5·11 | 8·1 | 8·16 | 9·3 | 8·97 | 9·1 | 1·82 | 3·0 | 5·44 | 5·1 | 39·79 | 51·5 |
| 4·87 | 6·3 | 4·02 | 6·3 | 3·57 | 5·6 | 4·55 | 6·0 | 6·36 | 9·0 | 3·31 | 5·5 | 0·67 | 1·7 | 30·43 | 40·0 |
| 8·53 | 14·9 | 10·52 | 18·8 | 8·08 | 17·3 | 5·64 | 13·2 | 10·42 | 17·6 | 8·40 | 14·1 | 4·00 | 7·0 | 68·53 | 126·3 |
| 9·79 | 17·5 | 8·50 | 16·2 | 7·47 | 16·2 | 7·01 | 13·4 | 5·65 | 11·1 | 6·89 | 14·5 | 2·43 | 5·1 | 60·18 | 121·5 |
| 7·37 | 17·4 | 15·73 | 22·9 | 12·75 | 21·3 | 11·09 | 21·5 | 12·62 | 15·5 | 3·12 | 6·7 | 3·05 | 5·3 | 77·40 | 134·2 |
| 9·06 | 17·3 | 10·54 | 17·2 | 6·13 | 15·0 | 4·38 | 12·9 | 8·87 | 14·5 | 3·68 | 8·0 | 2·46 | 3·2 | 62·46 | 124·2 |
| 2·32 | 4·8 | 3·31 | 5·8 | 6·36 | 8·4 | 4·34 | 6·5 | 6·74 | 9·3 | 5·37 | 7·9 | 1·66 | 2·3 | 36·68 | 55·4 |
| 2·76 | 4·5 | 1·59 | 3·3 | 2·44 | 6·4 | 7·05 | 10·6 | 4·47 | 8·1 | 5·92 | 9·7 | 0·67 | 2·2 | 29·68 | 54·7 |
| 2·55 | 5·8 | 5·62 | 8·6 | 4·99 | 10·4 | 7·13 | 9·9 | 7·18 | 10·8 | 0·70 | 1·8 | 1·83 | 3·8 | 36·12 | 61·1 |
| 2·59 | 5·8 | 2·48 | 6·2 | 5·19 | 7·3 | 3·77 | 7·4 | 5·55 | 8·8 | 4·12 | 6·1 | 0·65 | 0·9 | 30·21 | 54·7 |
| 2·03 | 4·4 | 2·71 | 5·5 | 6·25 | 9·0 | 5·38 | 7·2 | 8·50 | 9·8 | 10·78 | 10·3 | 5·50 | 5·9 | 44·92 | 57·4 |
| 1·01 | 2·4 | 2·81 | 4·1 | 5·74 | 9·4 | 4·44 | 6·7 | 10·31 | 11·0 | 8·01 | 12·1 | 7·98 | 6·0 | 47·92 | 58·2 |
| 2·95 | 5·6 | 6·76 | 8·0 | 4·72 | 8·2 | 4·32 | 6·5 | 4·73 | 6·8 | 2·54 | 3·8 | 4·86 | 4·8 | 53·19 | 48·0 |
| 3·86 | 5·4 | 2·64 | 6·4 | 4·06 | 6·8 | 6·58 | 7·5 | 7·56 | 9·2 | 4·59 | 7·8 | 0·84 | 2·4 | 33·45 | 50·5 |
| 2·17 | 3·7 | 1·84 | 3·0 | 5·19 | 7·5 | 4·18 | 6·7 | 8·85 | 10·7 | 12·45 | 11·7 | 9·15 | 9·4 | 48·12 | 59·3 |
| 0·84 | 2·0 | 1·88 | 4·1 | 1·81 | 5·0 | 3·26 | 5·7 | 10·25 | 11·7 | 10·57 | 15·0 | 10·34 | 8·4 | 46·74 | 62·1 |
| 1·15 | 2·8 | 5·56 | 7·6 | 4·73 | 7·8 | 4·33 | 5·1 | 6·08 | 7·1 | 4·04 | 3·7 | 5·66 | 4·4 | 36·18 | 46·4 |
| 3·05 | 5·1 | 2·19 | 4·7 | 5·01 | 7·6 | 6·35 | 7·9 | 11·73 | 12·4 | 7·62 | 12·7 | 0·94 | 2·0 | 39·89 | 57·4 |
| 1·14 | 2·6 | 0·99 | 2·5 | 1·06 | 2·7 | 1·79 | 2·2 | 5·72 | 8·7 | 7·83 | 10·5 | 4·23 | 6·2 | 29·37 | 46·0 |
| 0·96 | 3·6 | 0·23 | 0·7 | 0·23 | 1·2 | 1·31 | 3·0 | 13·26 | 13·6 | 7·60 | 12·3 | 6·44 | 7·0 | 35·64 | 52·4 |
| 0·32 | 1·4 | 0·98 | 3·0 | 0·28 | 1·5 | 2·83 | 6·8 | 3·39 | 6·7 | 3·62 | 9·0 | 2·60 | 3·4 | 22·86 | 47·3 |
| 0·51 | 1·7 | 0·32 | 1·4 | 1·18 | 2·7 | 0·47 | 1·2 | 5·00 | 6·7 | 2·79 | 6·4 | 2·14 | 3·2 | 18·78 | 35·5 |
| 1·39 | 2·4 | 1·79 | 2·8 | 4·34 | 6·5 | 3·91 | 6·1 | 7·11 | 10·6 | 6·68 | 9·7 | 3·40 | 5·7 | 34·37 | 52·9 |
| 0·63 | 1·6 | 1·06 | 2·1 | 2·39 | 5·2 | 4·37 | 7·4 | 5·91 | 9·9 | 4·35 | 12·3 | 3·81 | 7·6 | 28·62 | 55·6 |
| 0·60 | 1·4 | 4·95 | 5·9 | 3·31 | 6·6 | 4·94 | 8·3 | 7·32 | 10·2 | 1·25 | 2·6 | 4·45 | 3·6 | 33·11 | 46·9 |
| 3·12 | 4·9 | 1·63 | 3·2 | 5·10 | 7·5 | 3·92 | 7·2 | 11·13 | 11·7 | 4·44 | 7·9 | 0·13 | 0·5 | 33·90 | 51·6 |
| 5·26 | 7·0 | 7·17 | 12·2 | 8·01 | 12·4 | 7·10 | 11·1 | 7·08 | 8·2 | 1·26 | 4·8 | 2·67 | 1·6 | 44·55 | 65·5 |
| 4·36 | 7·2 | 5·57 | 12·3 | 6·54 | 11·4 | 5·54 | 8·1 | 2·16 | 3·8 | 7·01 | 8·3 | 0·03 | 0·2 | 34·94 | 57·5 |
| 6·56 | 11·0 | 11·55 | 16·9 | 9·41 | 15·0 | 11·26 | 10·5 | 8·17 | 12·0 | 3·00 | 4·8 | 0·69 | 1·9 | 53·16 | 79·1 |
| 8·93 | 12·3 | 6·62 | 13·8 | 10·55 | 15·6 | 9·38 | 15·0 | 4·83 | 7·2 | 3·56 | 5·5 | 0·60 | 1·1 | 48·11 | 78·9 |
| 5·74 | 7·5 | 6·41 | 9·6 | 6·58 | 10·2 | 5·12 | 8·4 | 7·61 | 10·2 | 6·87 | 8·0 | 2·85 | 3·8 | 46·18 | 66·0 |
| 6·53 | 6·7 | 5·77 | 8·9 | 5·77 | 9·2 | 4·42 | 7·8 | 6·25 | 7·9 | 1·12 | 10·2 | 2·65 | 2·9 | 43·92 | 62·3 |
| 7·34 | 8·6 | 8·21 | 11·8 | 6·78 | 11·4 | 7·76 | 10·5 | 8·52 | 9·5 | 2·57 | 3·9 | 2·88 | 3·0 | 48·38 | 66·5 |
| 6·78 | 9·1 | 7·22 | 9·3 | 5·19 | 9·0 | 4·62 | 9·0 | 6·22 | 8·6 | 4·01 | 6·6 | 0·85 | 1·8 | 39·49 | 62·4 |

# DIAGRAM SHOWING THE RAINFALL AND PRICE OF FOOD (RICE) IN THE DISTRICTS OF GANJAM & VIZAGAPATAM FOR 3 YEARS ENDING 1890 COMPARED WITH THE AVERAGE OF 10 YEARS.

## GANJAM

| DISTRICTS. | YEARS | AVERAGE OF 10 YEARS | | | | | | | | | | 1888 | | | | | | | | | | 1889 | | | | | | | | | | 1890 | | | | | | | | | |
|---|---|---|---|---|---|---|---|---|---|---|---|---|---|---|---|---|---|---|---|---|---|---|---|---|---|---|---|---|---|---|---|---|---|---|---|---|---|---|---|---|---|
| | MONTHS | JAN | FEB | MAR | APL | MAY | JUN | JUL | AUG | SEP | OCT | NOV | DEC | TOTAL | JAN | FEB | MAR | APL | MAY | JUN | JUL | AUG | SEP | OCT | NOV | DEC | TOTAL | JAN | FEB | MAR | APL | MAY | JUN | JUL | AUG | SEP | OCT | NOV | DEC | TOTAL | JAN | FEB | MAR | APL | MAY | JUN | JUL | AUG | SEP | OCT | NOV | DEC | TOTAL |

RAINFALL

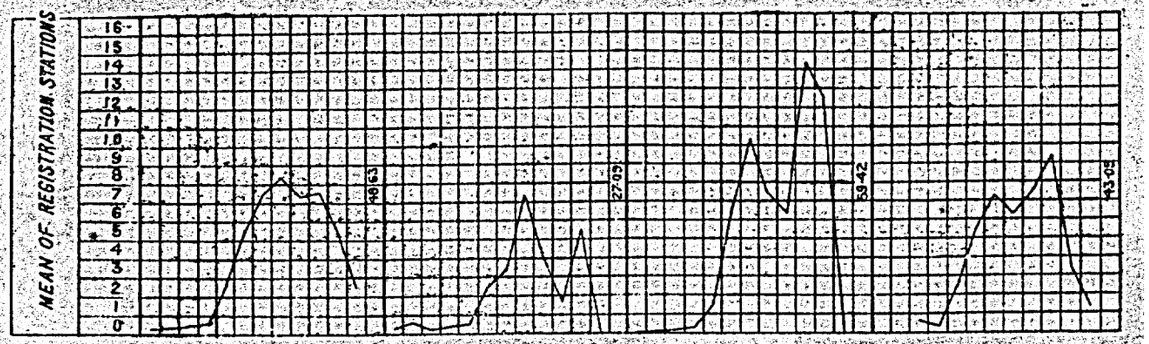


PRICE OF FOOD (RICE)

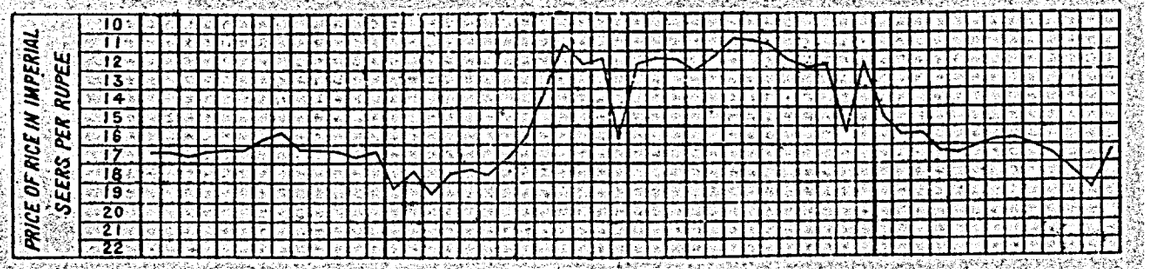


## VIZAGAPATAM

RAINFALL

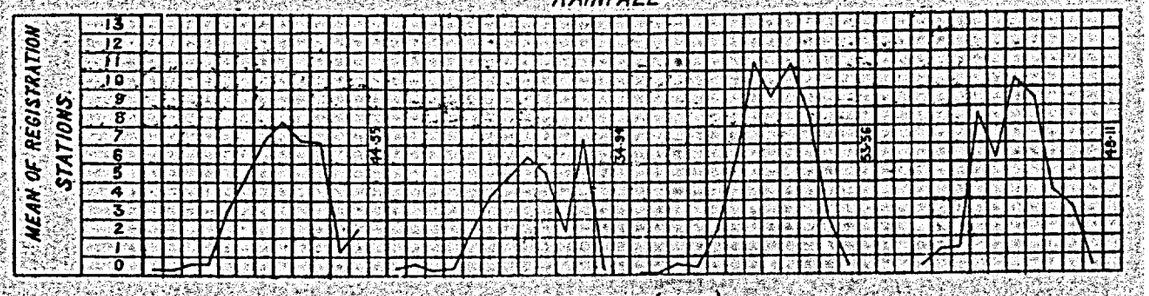


PRICE OF FOOD (RICE)

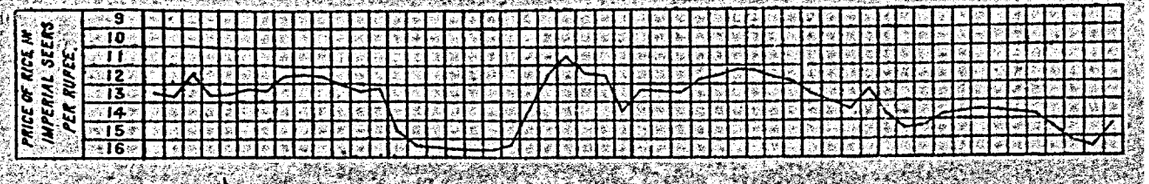


Reg: No. 189.-Copies 255 + 450

Photo-Zinco., Survey Office, Madras, 1891.

# DIAGRAM SHOWING THE RAINFALL & PRICE OF FOOD (RICE) IN THE DISTRICTS OF GODAVARI & KISTNA FOR 3 YEARS ENDING 1890 COMPARED WITH THE AVERAGE OF 10 YEARS.

## GODAVARI

| DISTRICTS. | YEARS | AVERAGE OF 10 YEARS | | | | | | | | | | | | 1888 | | | | | | | | | | | | 1889 | | | | | | | | | | | | 1890 | | | | | | | | | | | |
|---|---|---|---|---|---|---|---|---|---|---|---|---|---|---|---|---|---|---|---|---|---|---|---|---|---|---|---|---|---|---|---|---|---|---|---|---|---|---|---|---|---|---|---|---|---|---|---|
| | MONTHS | JAN | FEB | MAR | APR | MAY | JUN | JUL | AUG | SEP | OCT | NOV | DEC | TOTAL | JAN | FEB | MAR | APR | MAY | JUN | JUL | AUG | SEP | OCT | NOV | DEC | TOTAL | JAN | FEB | MAR | APR | MAY | JUN | JUL | AUG | SEP | OCT | NOV | DEC | TOTAL | JAN | FEB | MAR | APR | MAY | JUN | JUL | AUG | SEP | OCT | NOV | DEC | TOTAL |

RAINFALL

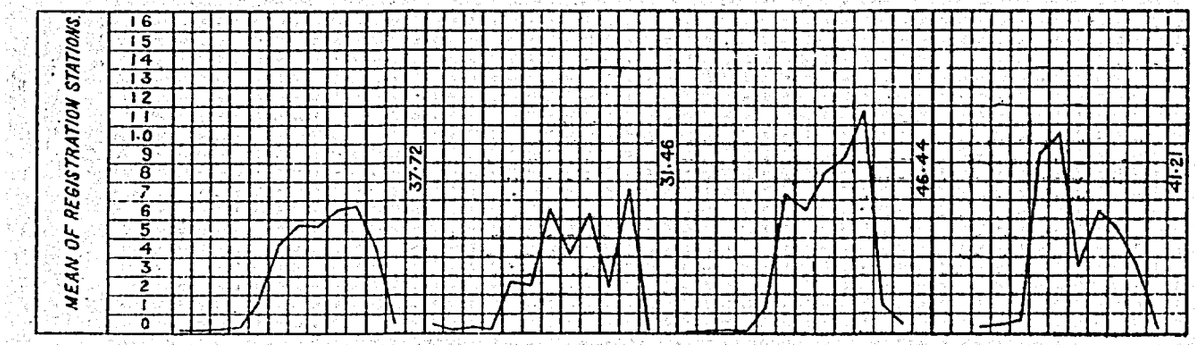


PRICE OF FOOD (RICE)

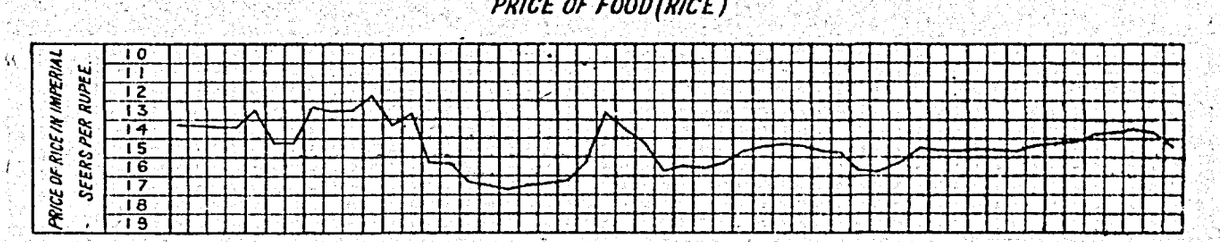


## KISTNA

RAINFALL

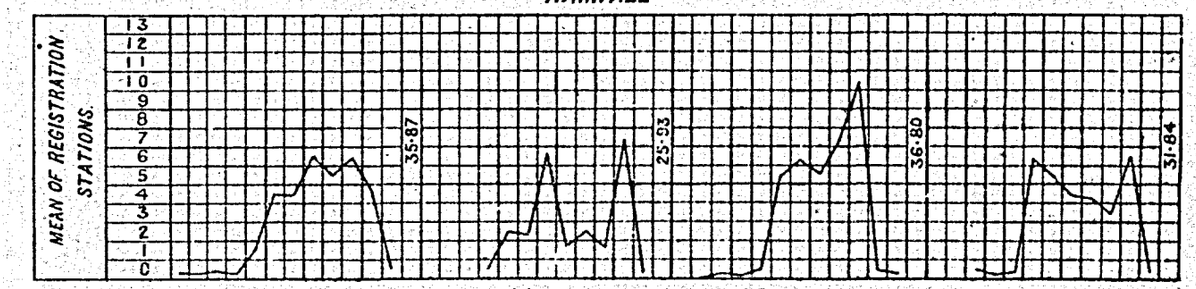


PRICE OF FOOD (RICE)

Reg: No. 168;-Copies 255 + 450

Photo-Zinco., Survey Office, Madras, 1891.

413

# DIAGRAM SHOWING THE RAINFALL & PRICE OF FOOD (CHOLUM) IN THE DISTRICTS OF CUDDAPAH & ANANTAPUR FOR 3 YEARS ENDING 1890 COMPARED WITH THE AVERAGE OF 10 YEARS

## CUDDAPAH

| DISTRICTS | YEARS | AVERAGE OF 10 YEARS. | | | | | | | | | | | 1888 | | | | | | | | | | | 1889 | | | | | | | | | | | 1890 | | | | | | | | | | |
|---|---|---|---|---|---|---|---|---|---|---|---|---|---|---|---|---|---|---|---|---|---|---|---|---|---|---|---|---|---|---|---|---|---|---|---|---|---|---|---|---|---|---|---|---|---|---|
| | MONTHS | JAN | FEB | MAR | APR | MAY | JUN | JUL | AUG | SEP | OCT | NOV | DEC | TOTAL | JAN | FEB | MAR | APR | MAY | JUN | JUL | AUG | SEP | OCT | NOV | DEC | TOTAL | JAN | FEB | MAR | APR | MAY | JUN | JUL | AUG | SEP | OCT | NOV | DEC | TOTAL | JAN | FEB | MAR | APR | MAY | JUN | JUL | AUG | SEP | OCT | NOV | DEC | TOTAL |

RAINFALL

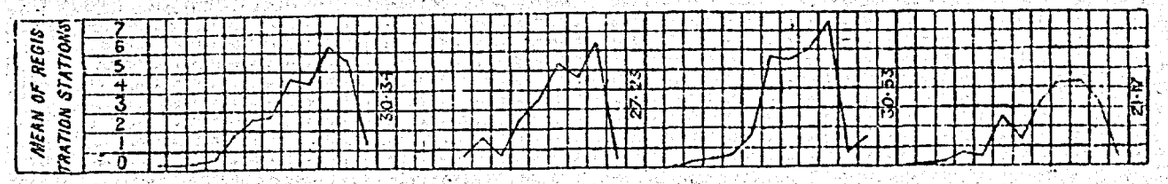


PRICE OF FOOD (CHOLUM)

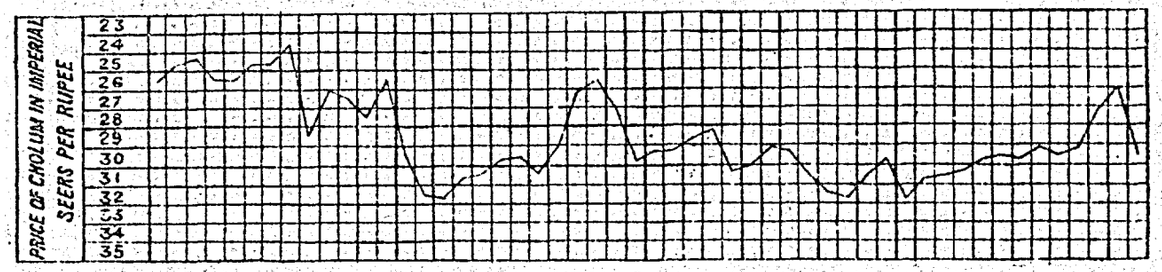


## ANANTAPUR

RAINFALL

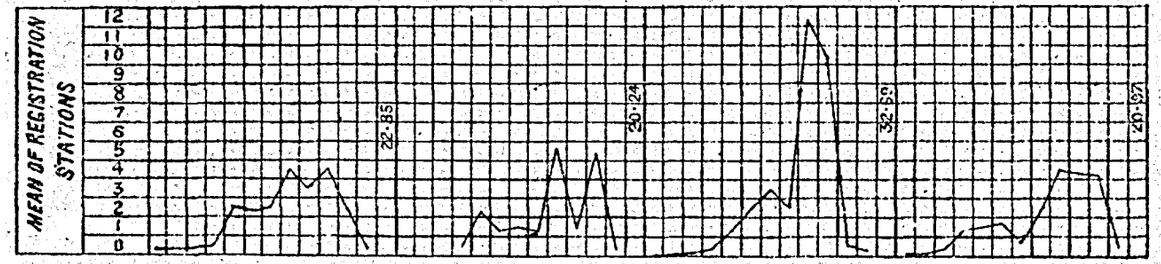


PRICE OF FOOD (CHOLUM)

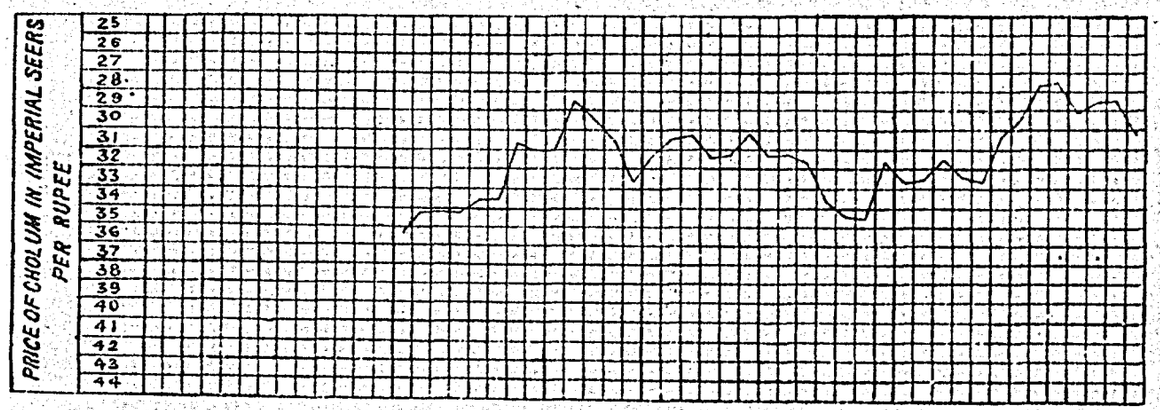


Reg: No. 154:—Copies 255 + 450

Photo-Zinco., Survey Office, Madras, 1891.

# DIAGRAM SHOWING THE RAINFALL & PRICE OF FOOD (CHOLUM) IN THE DISTRICTS OF KURNOOL & BELLARY

## FOR 3 YEARS ENDING 1890 COMPARED WITH THE AVERAGE OF 10 YEARS.

### KURNOOL

| DISTRICTS | YEARS | AVERAGE OF 10 YEARS | | | | | | | | | | | 1888 | | | | | | | | | | | | 1889 | | | | | | | | | | | | 1890 | | | | | | | | | | | |
|---|---|---|---|---|---|---|---|---|---|---|---|---|---|---|---|---|---|---|---|---|---|---|---|---|---|---|---|---|---|---|---|---|---|---|---|---|---|---|---|---|---|---|---|---|---|---|---|---|
| | MONTHS | JAN. | FEB. | MAR | APL | MAY | JUN | JUL | AUG | SEP | OCT | NOV | DEC | TOTAL | JAN | FEB | MAR | APL | MAY | JUN | JUL | AUG | SEP | OCT | NOV | DEC | TOTAL | JAN | FEB | MAR | APL | MAY | JUN | JUL | AUG | SEP | OCT | NOV | DEC | TOTAL | JAN | FEB | MAR | APL | MAY | JUN | JUL | AUG | SEP | OCT | NOV | DEC | TOTAL |

RAINFALL

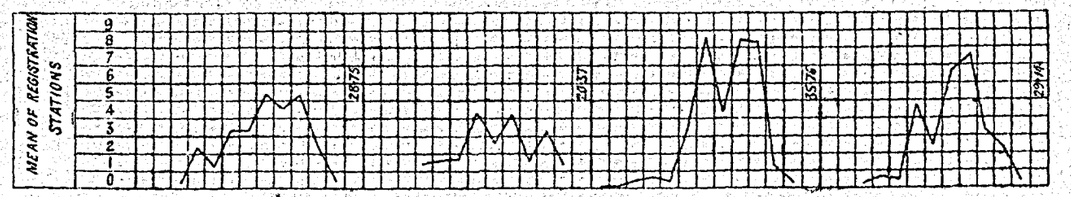


PRICE OF FOOD (CHOLUM)

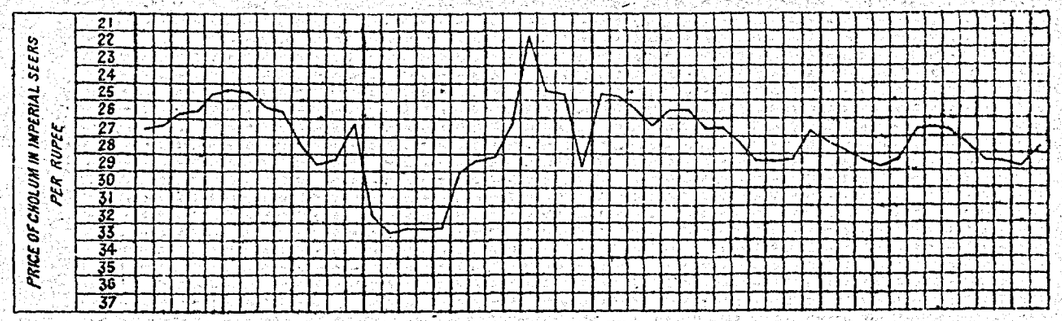


### BELLARY

RAINFALL

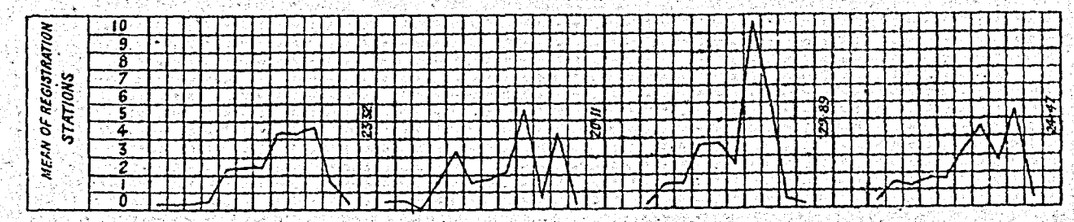


PRICE OF FOOD (CHOLUM)

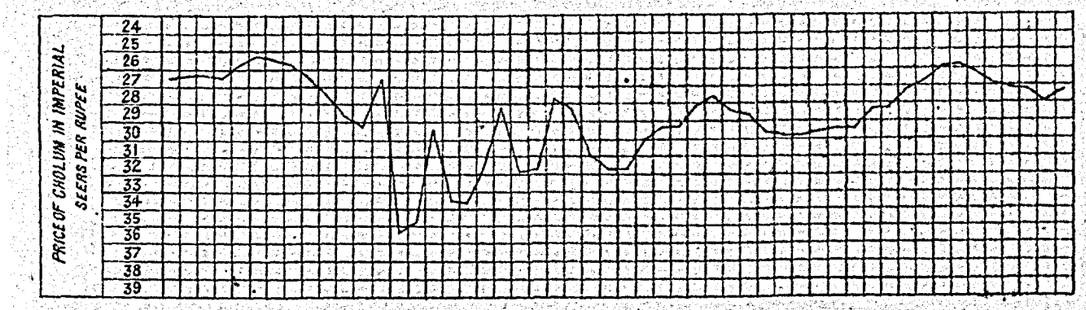


Reg: No. 182:-Copies 255+450

Photo-Zinco., Survey Office, Madras, 1891.

# DIAGRAM SHOWING THE RAINFALL & PRICE OF FOOD (RAGI) IN THE DISTRICTS OF NORTH ARCOT & NELLORE FOR 3 YEARS ENDING 1890 COMPARED WITH THE AVERAGE OF 10 YEARS

## NORTH ARCOT

| DISTRICTS | YEARS | AVERAGE OF 10 YEARS | | | | | | | | | | 1888 | | | | | | | | | | 1889 | | | | | | | | | | 1890 | | | | | | | | | |
|---|---|---|---|---|---|---|---|---|---|---|---|---|---|---|---|---|---|---|---|---|---|---|---|---|---|---|---|---|---|---|---|---|---|---|---|---|---|---|---|---|---|
| | MONTHS | JAN. | FEB | MAR. | APL. | MAY. | JUN. | JUL | AUG | SEP | OCT. | NOV | DEC. | TOTAL | JAN | FEB | MAR. | APL. | MAY. | JUN | JUL | AUG. | SEP | OCT. | NOV. | DEC. | TOTAL | JAN | FEB | MAR. | APL. | MAY | JUN | JUL | AUG | SEP. | OCT | NOV | DEC | TOTAL | JAN. | FEB. | MAR. | APL. | MAY | JUN. | JUL. | AUG | SEP. | OCT | NOV | DEC. | TOTAL |

RAINFALL

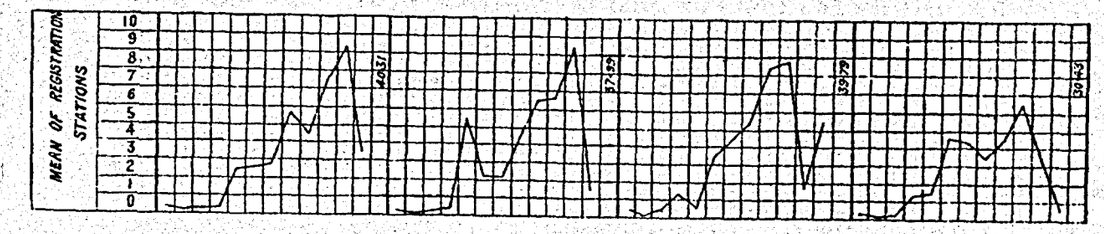


PRICE OF FOOD (RAGI)

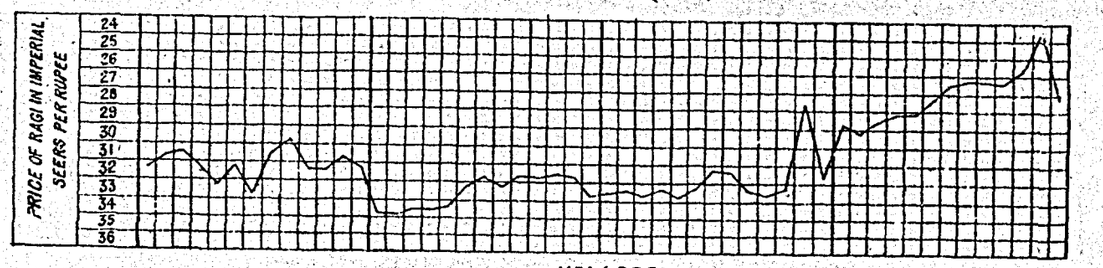


## NELLORE

RAINFALL

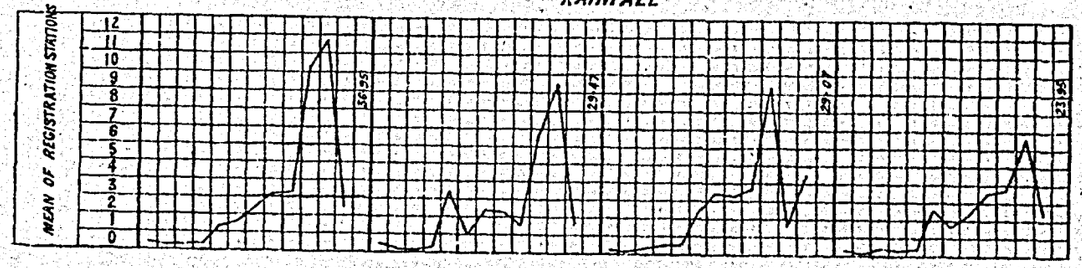


PRICE OF FOOD (RAGI)

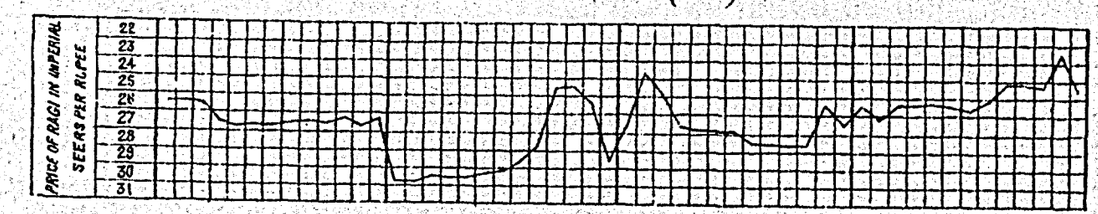


Reg: No. 166:-Copies 255 + 450

Photo-Zinco., Survey Office, Madras. 1891.

A17

# DIAGRAM SHOWING THE RAINFALL & PRICE OF FOOD (RICE) IN THE DISTRICTS OF CHINGLEPUT & MADRAS FOR 3 YEARS ENDING 1890 COMPARED WITH THE AVERAGE OF 10 YEARS

## CHINGLEPUT

| DISTRICTS | YEARS | AVERAGE OF 10 YEARS | | | | | | | | | | | | 1888 | | | | | | | | | | | | 1889 | | | | | | | | | | | | 1890 | | | | | | | | | | | |
|---|---|---|---|---|---|---|---|---|---|---|---|---|---|---|---|---|---|---|---|---|---|---|---|---|---|---|---|---|---|---|---|---|---|---|---|---|---|---|---|---|---|---|---|---|---|---|---|
| | MONTHS | JAN. | FEB. | MAR. | APL. | MAY. | JUN. | JUL. | AUG. | SEP. | OCT. | NOV. | DEC. | TOTAL | JAN | FEB | MAR | APL. | MAY. | JUN. | JUL. | AUG | SEP. | OCT | NOV | DEC. | TOTAL | JAN | FEB | MAR | APL. | MAY | JUN | JUL | AUG | SEP. | OCT | NOV. | DEC. | TOTAL | JAN | FEB | MAR | APL. | MAY. | JUN. | JUL. | AUG. | SEP. | OCT | NOV. | DEC. | TOTAL |

RAINFALL

PRICE OF FOOD (RICE)

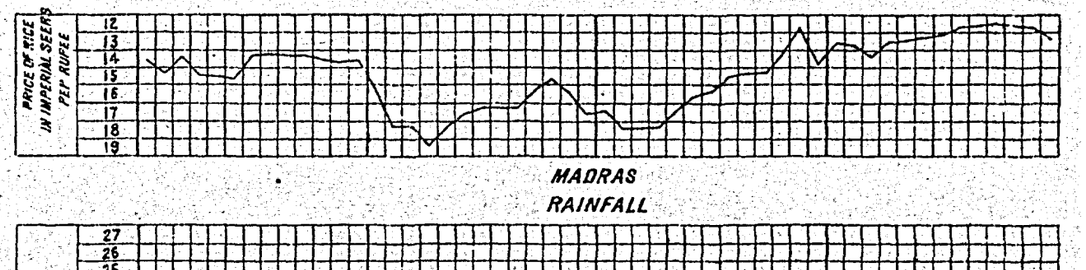


MADRAS RAINFALL

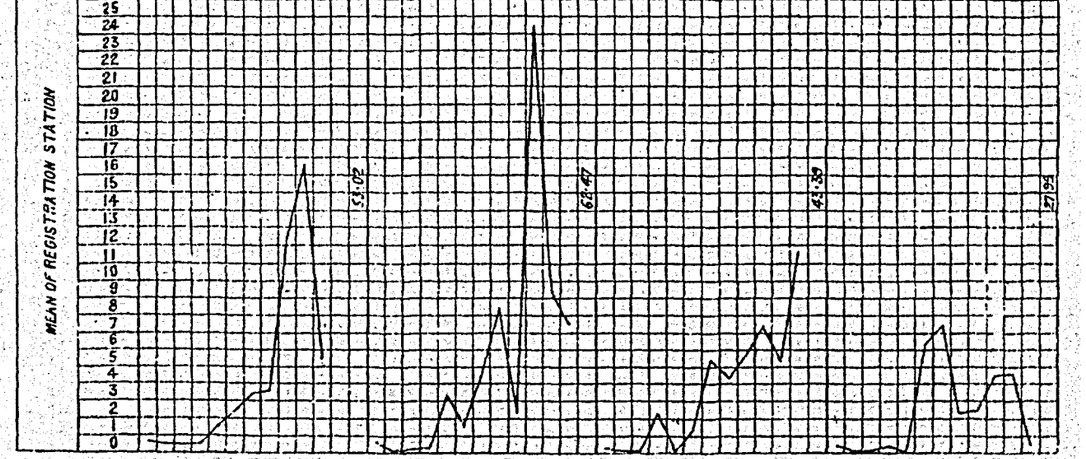


PRICE OF FOOD (RICE)

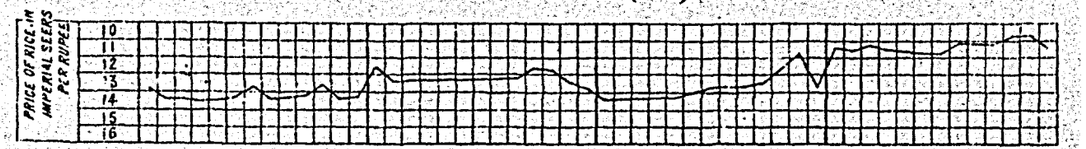


Reg: No. 173.—Copies 255 - 450

Photo-Zinco., Survey Office, Madras, 1891.

# DIAGRAM SHOWING THE RAINFALL & PRICE OF FOOD (RAGI) IN THE DISTRICT OF SALEM & (CUMBU) IN THE DISTRICT OF SOUTH ARCOT FOR 3 YEARS ENDING 1890. COMPARED WITH THE AVERAGE OF 10 YEARS

## SALEM

| DISTRICTS | YEARS | AVERAGE OF 10 YEARS | | | | | | | | | | 1888 | | | | | | | | | | 1889 | | | | | | | | | | 1890 | | | | | | | | | |
|---|---|---|---|---|---|---|---|---|---|---|---|---|---|---|---|---|---|---|---|---|---|---|---|---|---|---|---|---|---|---|---|---|---|---|---|---|---|---|---|---|---|
| | MONTHS | JAN. | FEB. | MAR. | APR. | MAY. | JUN. | JUL. | AUG. | SEP. | OCT. | NOV. | DEC. | TOTAL | JAN. | FEB. | MAR. | APR. | MAY. | JUN. | JUL. | AUG. | SEP. | OCT. | NOV. | DEC. | TOTAL | JAN. | FEB. | MAR. | APR. | MAY. | JUN. | JUL. | AUG. | SEP. | OCT. | NOV. | DEC. | TOTAL | JAN | FEB. | MAR | APR | MAY. | JUN. | JUL. | AUG. | SEP. | OCT | NOV. | DEC. | TOTAL |

### RAINFALL

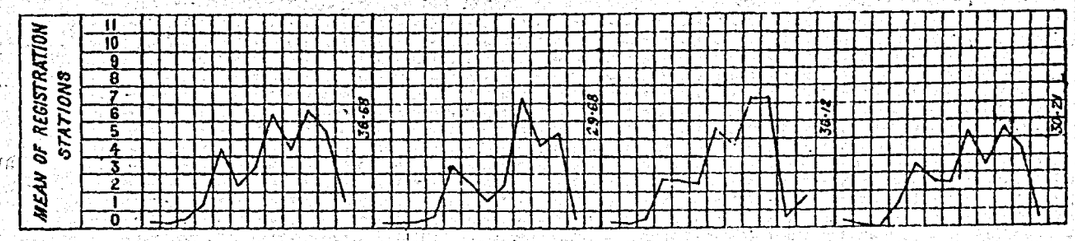


### PRICE OF FOOD (RAGI)

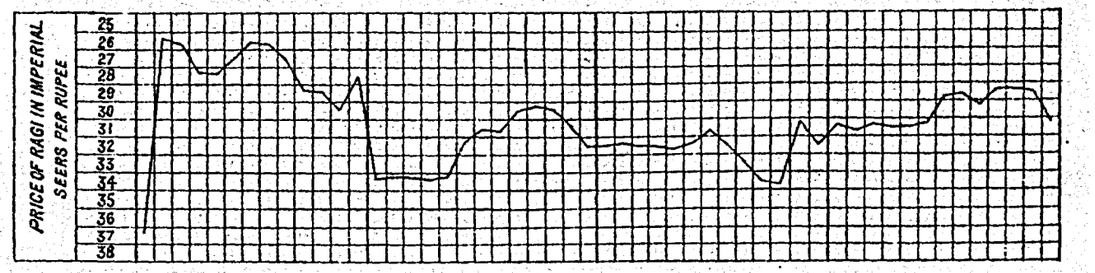


## SOUTH ARCOT

### RAINFALL

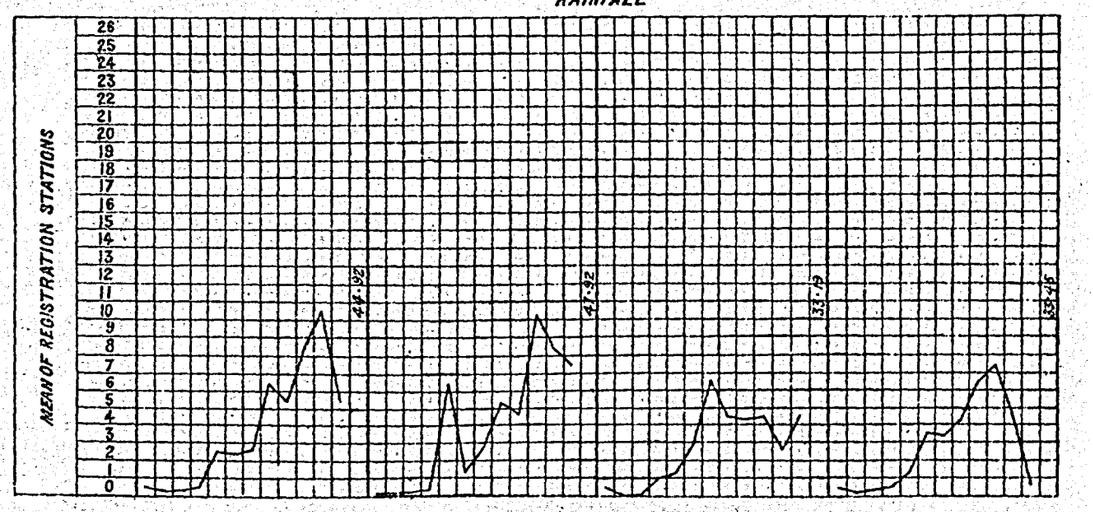


### PRICE OF FOOD (CUMBU)

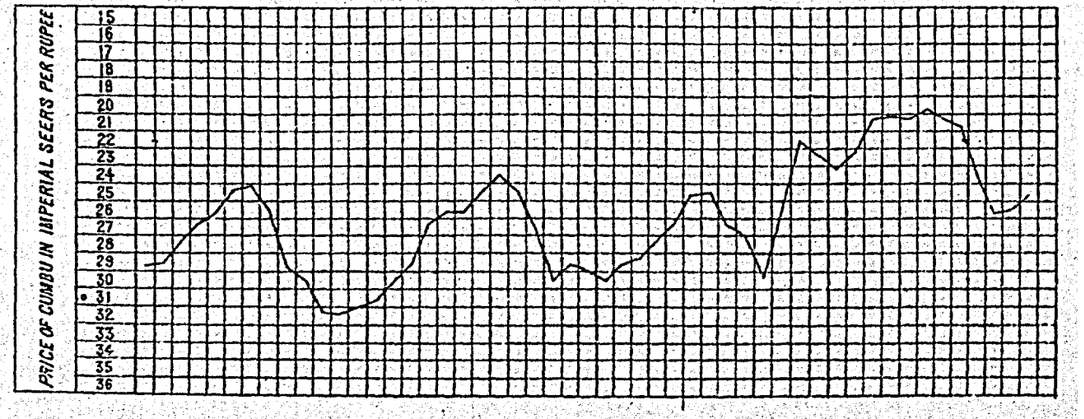


Reg: No. 165:—Copies 255 + 450

Photo-Zinco., Survey Office, Madras, 1891.

# DIAGRAM SHOWING THE RAINFALL & PRICE OF FOOD (CUMBU) IN THE DISTRICT OF TRICHINOPOLY AND (RICE) IN THE DISTRICT OF TANJORE FOR 3 YEARS ENDING 1890 COMPARED WITH THE AVERAGE OF 10 YEARS.

## TRICHINOPOLY

| DISTRICTS | YEARS | AVERAGE OF 10 YEARS. | | | | | | | | | | | 1888 | | | | | | | | | | | | 1889 | | | | | | | | | | | | 1890 | | | | | | | | | | | |
|---|---|---|---|---|---|---|---|---|---|---|---|---|---|---|---|---|---|---|---|---|---|---|---|---|---|---|---|---|---|---|---|---|---|---|---|---|---|---|---|---|---|---|---|---|---|---|---|---|
| | MONTHS | JAN | FEB | MAR | APR | MAY | JUN | JUL | AUG | SEP | OCT | NOV | DEC | TOTAL | JAN | FEB | MAR | APR | MAY | JUN | JUL | AUG | SEP | OCT | NOV | DEC | TOTAL | JAN | FEB | MAR | APR | MAY | JUN | JUL | AUG | SEP | OCT | NOV | DEC | TOTAL | JAN | FEB | MAR | APR | MAY | JUN | JUL | AUG | SEP | OCT | NOV | DEC | TOTAL |

### RAINFALL

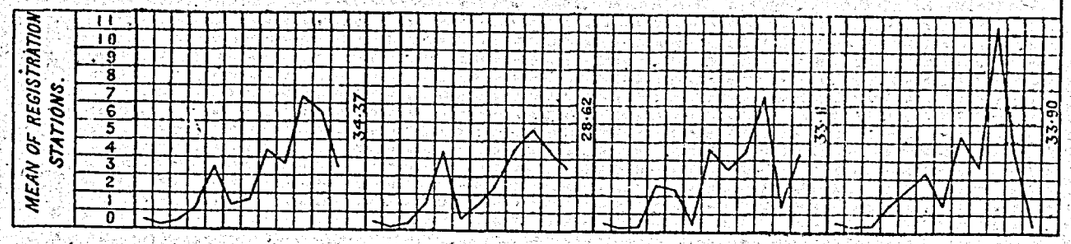


### PRICE OF FOOD (CUMBU)

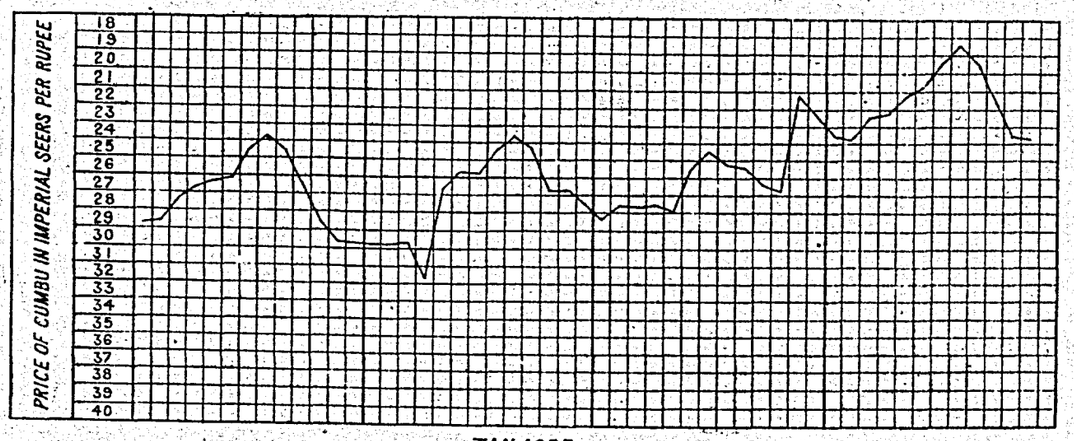


## TANJORE

### RAINFALL

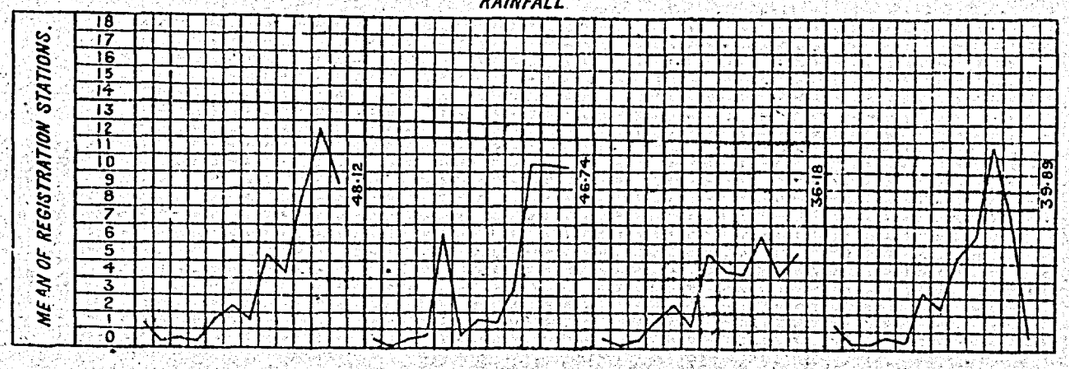


### PRICE OF FOOD (RICE)

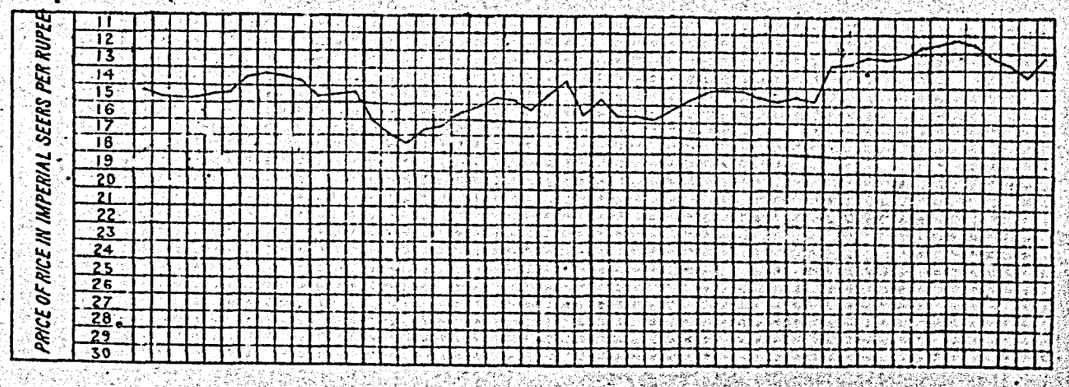


Reg. No. 174:-Copies 255 + 450

Photo-Zinco., Survey Office, Madras, 1891

# DIAGRAM SHOWING THE RAINFALL & PRICE OF FOOD (RAGI) IN THE DISTRICT OF MADURA & (CUMBU) IN THE DISTRICT OF TINNEVELLY FOR 3 YEARS ENDING 1890, COMPARED WITH THE AVERAGE OF 10 YEARS

## MADURA

| DISTRICTS | YEARS | AVERAGE OF 10 YEARS | | | | | | | | | | | | 1888 | | | | | | | | | | | | 1889 | | | | | | | | | | | | 1890 | | | | | | | | | | | |
|---|---|---|---|---|---|---|---|---|---|---|---|---|---|---|---|---|---|---|---|---|---|---|---|---|---|---|---|---|---|---|---|---|---|---|---|---|---|---|---|---|---|---|---|---|---|---|---|
| | MONTHS | JAN. | FEB. | MAR. | APL. | MAY | JUN. | JUL. | AUG. | SEP. | OCT. | NOV. | DEC. | TOTAL | JAN | FEB | MAR | APL | MAY | JUN | JUL | AUG | SEP | OCT | NOV | DEC. | TOTAL | JAN | FEB | MAR | APL. | MAY | JUN | JUL | AUG | SEP | OCT. | NOV. | DEC. | TOTAL | JAN | FEB | MAR | APL. | MAY | JUN | JUL | AUG | SEP | OCT. | NOV. | DEC. | TOTAL |

RAINFALL

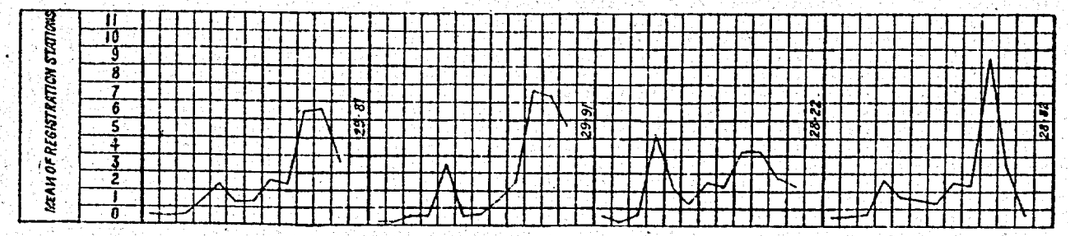


PRICE OF FOOD (RAGI)

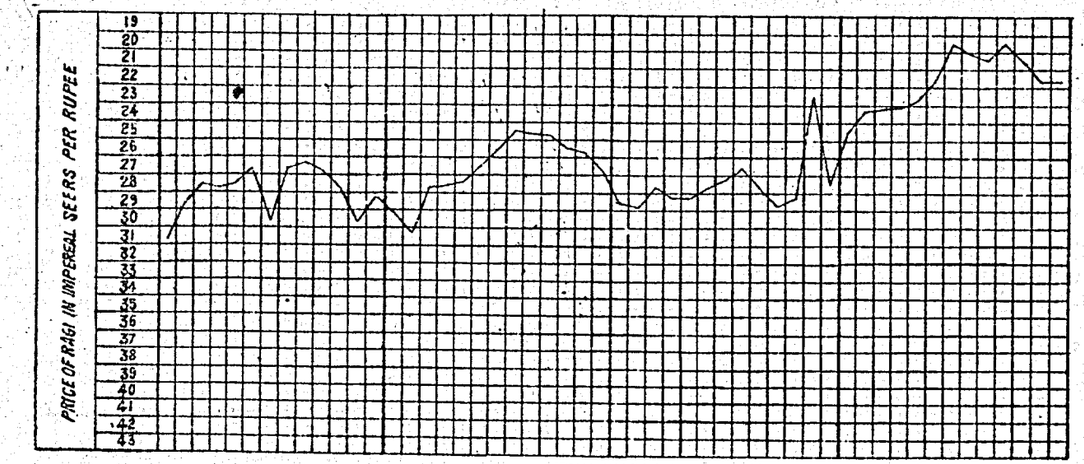


TINNEVELLY

RAINFALL

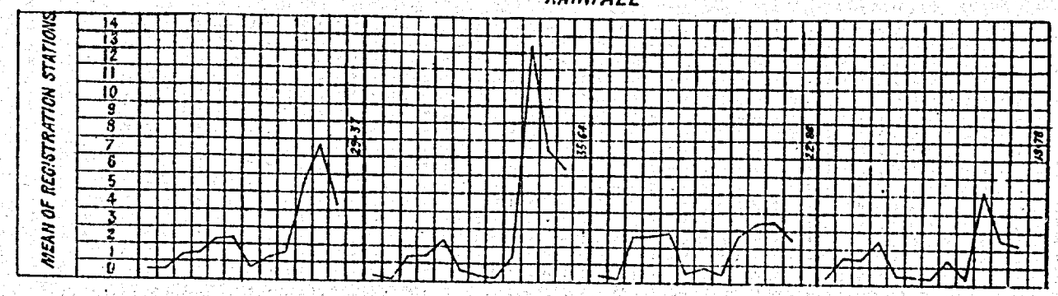


PRICE OF FOOD (CUMBU)

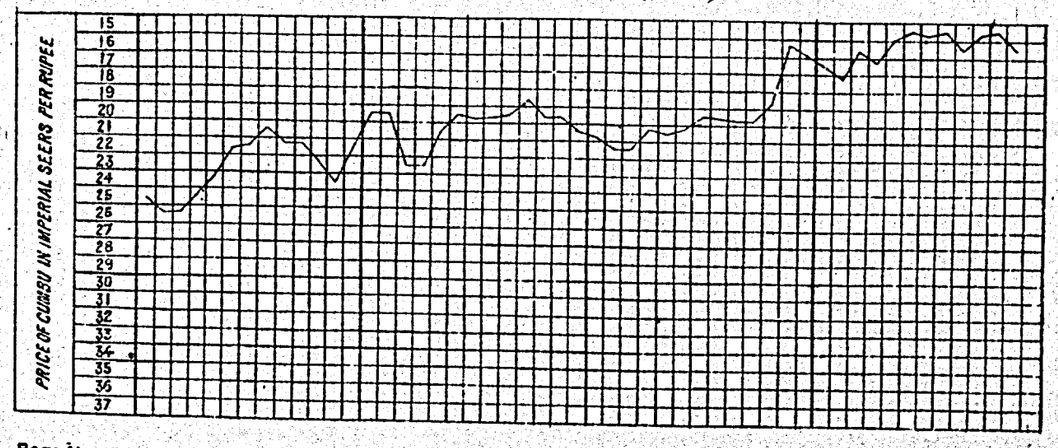


Reg: No. 155:—Copies 255 + 450

Photo-Zinco., Survey Office, Madras, 1891.

# DIAGRAM SHOWING THE RAINFALL & PRICE OF FOOD (RICE) IN THE DISTRICTS OF SOUTH CANARA & MALABAR FOR 3 YEARS ENDING 1890 COMPARED WITH THE AVERAGE OF 10 YEARS.

## SOUTH CANARA

| DISTRICTS | YEARS | AVERAGE OF 10 YEARS | | | | | | | | | | | | 1888 | | | | | | | | | | | | 1889 | | | | | | | | | | | | 1890 | | | | | | | | | | | |
|---|---|---|---|---|---|---|---|---|---|---|---|---|---|---|---|---|---|---|---|---|---|---|---|---|---|---|---|---|---|---|---|---|---|---|---|---|---|---|---|---|---|---|---|---|---|---|---|
| | MONTHS | JAN. | FEB. | MAR. | APL. | MAY | JUN. | JUL. | AUG. | SEP. | OCT. | NOV. | DEC. | TOTAL | JAN. | FEB. | MAR. | APL. | MAY. | JUN. | JUL. | AUG. | SEP. | OCT. | NOV. | DEC | TOTAL | JAN. | FEB. | MAR. | APL. | MAY. | JUN. | JUL. | AUG. | SEP. | OCT | NOV. | DIC | TOTAL | JAN. | FEB. | MAR. | APL. | MAY. | JUN. | JUL. | AUG. | SEP. | OCT. | NOV. | DIC. | TOTAL |

RAINFALL.

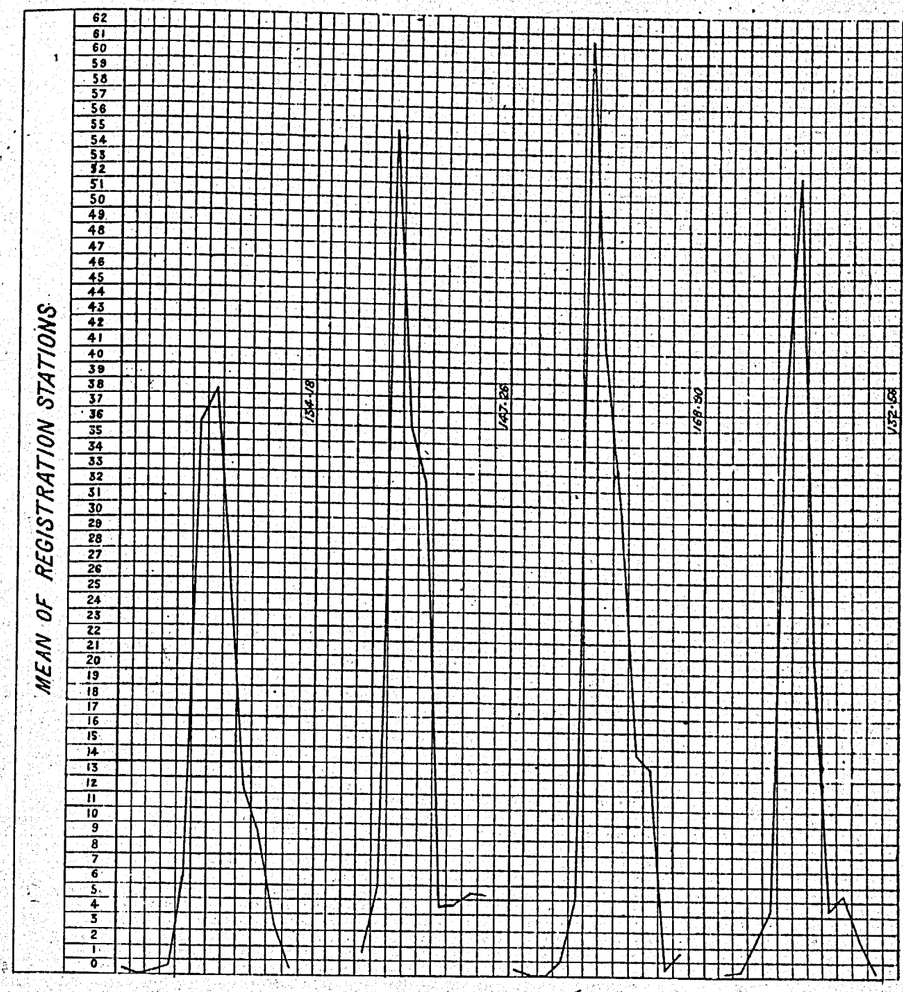


PRICE OF FOOD (RICE)

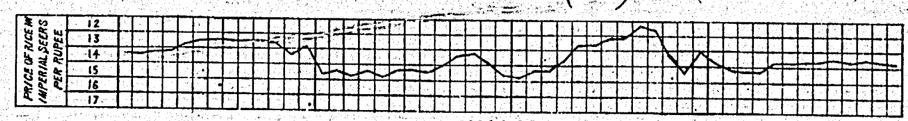


MALABAR

RAINFALL

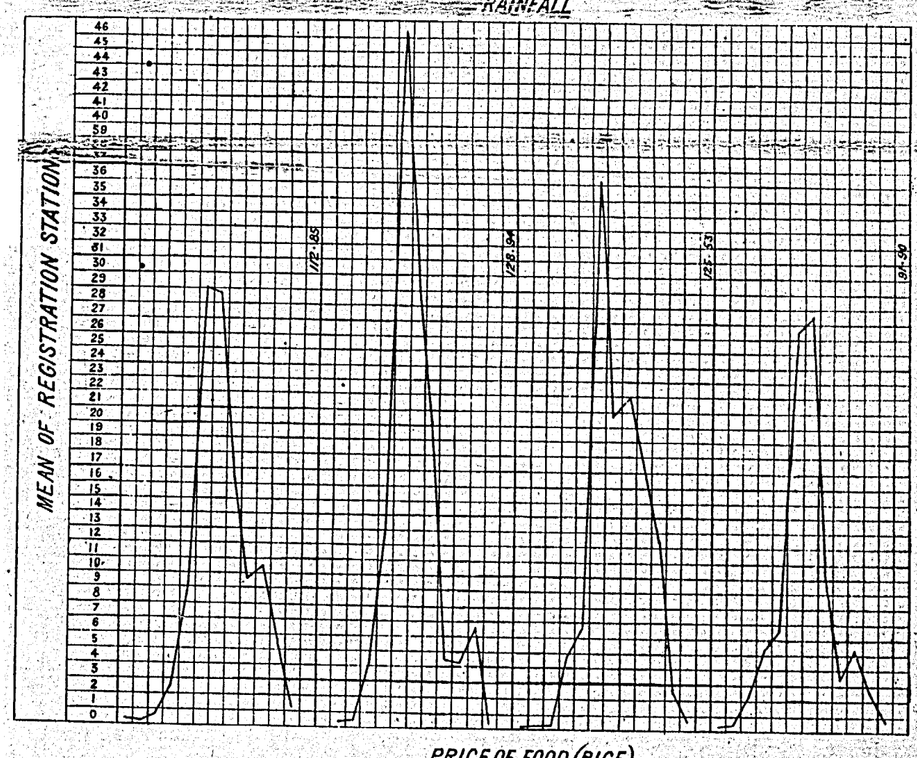


PRICE OF FOOD (RICE)

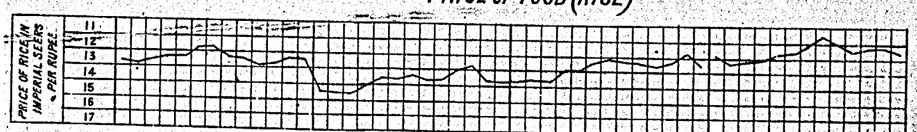


Reg: No. 188:-Copies 258 + 450

Photo-Zinco., Survey Office, Madras, 1891.

# Diagram Showing the Rainfall in Different Groups of Districts (Northern, Eastern, South Eastern, Central & Western) of the Madras Presidency

## During 1890 Compared with previous years

| Districts | Inches of Rain | Average of 10 years | | | | | | | | | | | | 1888 | | | | | | | | | | | | 1889 | | | | | | | | | | | | 1890 | | | | | | | | | | | |
|---|---|---|---|---|---|---|---|---|---|---|---|---|---|---|---|---|---|---|---|---|---|---|---|---|---|---|---|---|---|---|---|---|---|---|---|---|---|---|---|---|---|---|---|---|---|---|---|
| | | Jan. | Feb. | Mar. | Apl. | May. | Jun. | Jul. | Aug. | Sep. | Oct. | Nov. | Dec. | Jan. | Feb. | Mar. | Apl. | May. | Jun. | Jul. | Aug. | Sep. | Oct. | Nov. | Dec. | Total. | Jan. | Feb. | Mar. | Apl. | May. | Jun. | Jul. | Aug. | Sep. | Oct. | Nov. | Dec. | Total. | Jan. | Feb. | Mar. | Apl. | May. | Jun. | Jul. | Aug. | Sep. | Oct. | Nov. | Dec. | Total. |

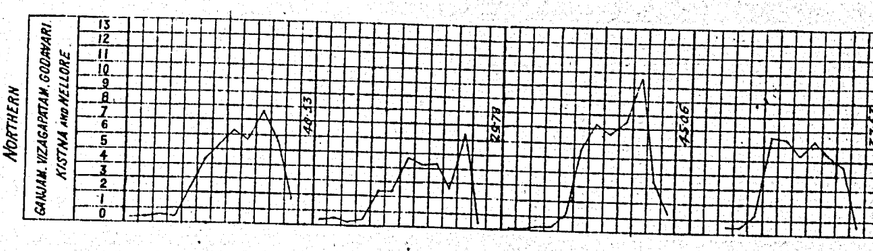


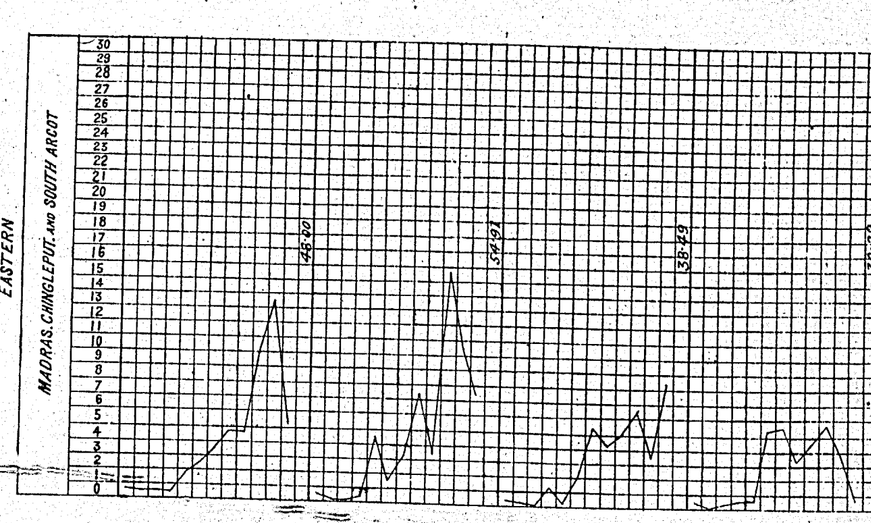


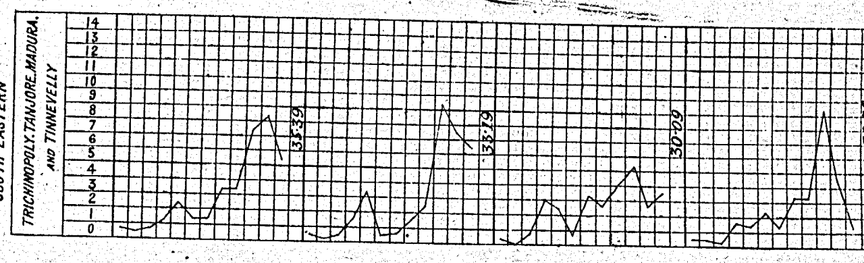


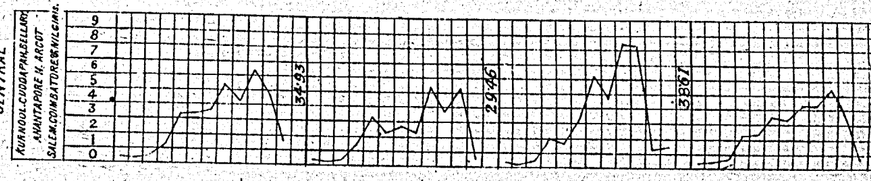


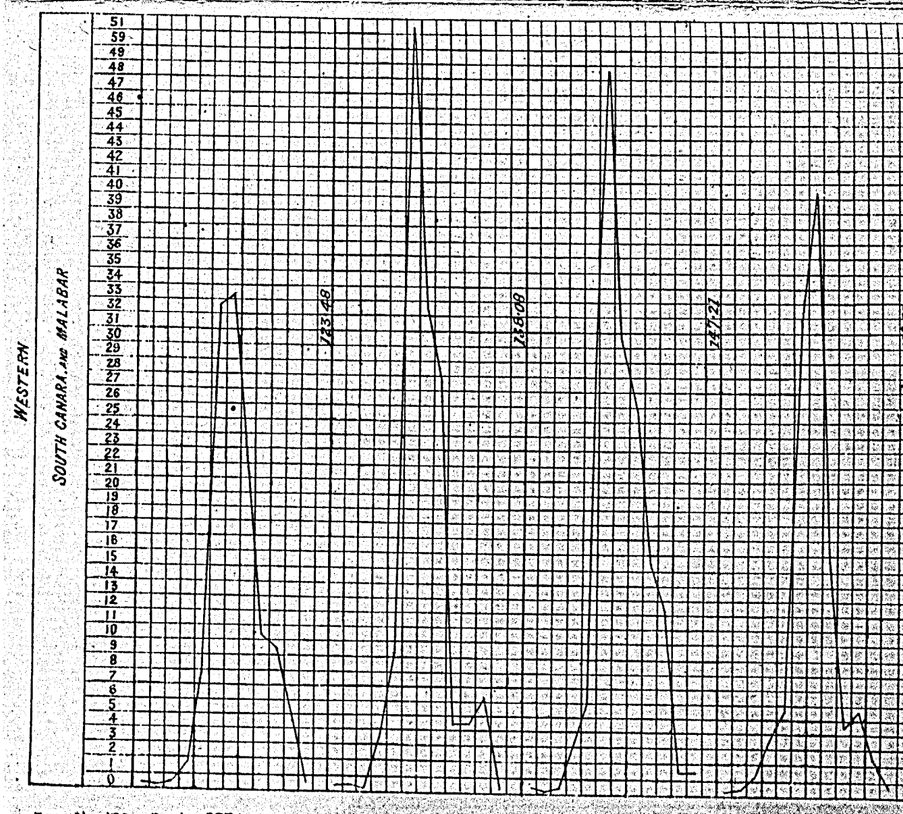


Reg: No. 100 :- Copies 255 + 450

Photo-Zinco., Survey Office, Madras, 1891.

# DIAGRAM SHOWING THE BIRTH AND DEATH RATES PER MILLE PER ANNUM IN THE UNDERMENTIONED DISTRICTS DURING THE YEAR 1890 COMPARED WITH PREVIOUS YEARS

DISTRICT | MONTHS | AVERAGE OF 10 YEARS | 1888 | 1889 | 1890

JAN. FEB. MAR. APL. MAY. JUN. JUL. AUG. SEP. OCT. NOV. DEC

JAN. FEB. MAR. APL. MAY. JUN. JUL. AUG. SEP. OCT. NOR. DEC.

JAN. FEB. MAR. APL. MAY. JUN. JUL. AUG. SEP. OCT. NOV. DEC.

JAN. FEB MAR. APL MAY JUN. JUL. AUG. SEP. OCT. NOV. DER.

## GANJAM

84 82 80 78 76 74 72 70 68 66 64 62 60 58 56 54 52 50 48 46 44 42 40 38 36 34 32 30 28 26 24 22 20 18 16 14 12 10 8 6

BIRTH RATE

DEATH RATE

## VIZAGAPATAM

50 48 46 44 42 40 38 36 34 32 30 28 26 24 22 20 18 16 14 12 10 8

BIRTH RATE

DEATH RATE

## GODAVARY

50 48 46 44 42 40 38 36 34 32 30 28 26 24 22 20 18 16 14 12 10

BIRTH RATE

DEATH RATE

Reg: No. 163:–Copies 255 + 450

Photo-Zinco., Survey Office. Madras. 1891.

# DIAGRAM SHOWING THE BIRTH AND DEATH RATES PER MILLE PER ANNUM IN THE UNDERMENTIONED DISTRICTS DURING THE YEAR 1890 COMPARED WITH PREVIOUS YEARS.

DISTRICTS | MONTHS | AVERAGE OF 10 YEARS | 1888 | 1889 | 1890

JAN FEB MAR APR MAY JUN JUL AUG SEP OCT NOV DEC | JAN FEB MAR APR MAY JUN JUL AUG SEP OCT NOV DEC | JAN FEB MAR APR MAY JUN JUL AUG SEP OCT NOV DEC | JAN FEB MAR APR MAY JUN JUL AUG SEP OCT NOV DEC

KISTNA

52 50 ~~48~~ 46 44 42 40 38 36 34 32 30 28 26 24 22 20 18 16 14 12

BIRTH RATE

DEATH RATE

MADRAS

76 74 72 70 68 66 64 62 60 58 56 54 52 50 48 46 44 42 40 38 36 34 32 30 28

BIRTH RATE

DEATH RATE

Reg: No. 181:-Copies 255 + 150

Photo-Zinco., Survey Office, Madras, 1891.

# DIAGRAM SHOWING THE BIRTH AND DEATH RATES PER MILLE PER ANNUM IN THE UNDERMENTIONED DISTRICTS DURING THE YEAR 1890 COMPARED WITH PREVIOUS YEARS

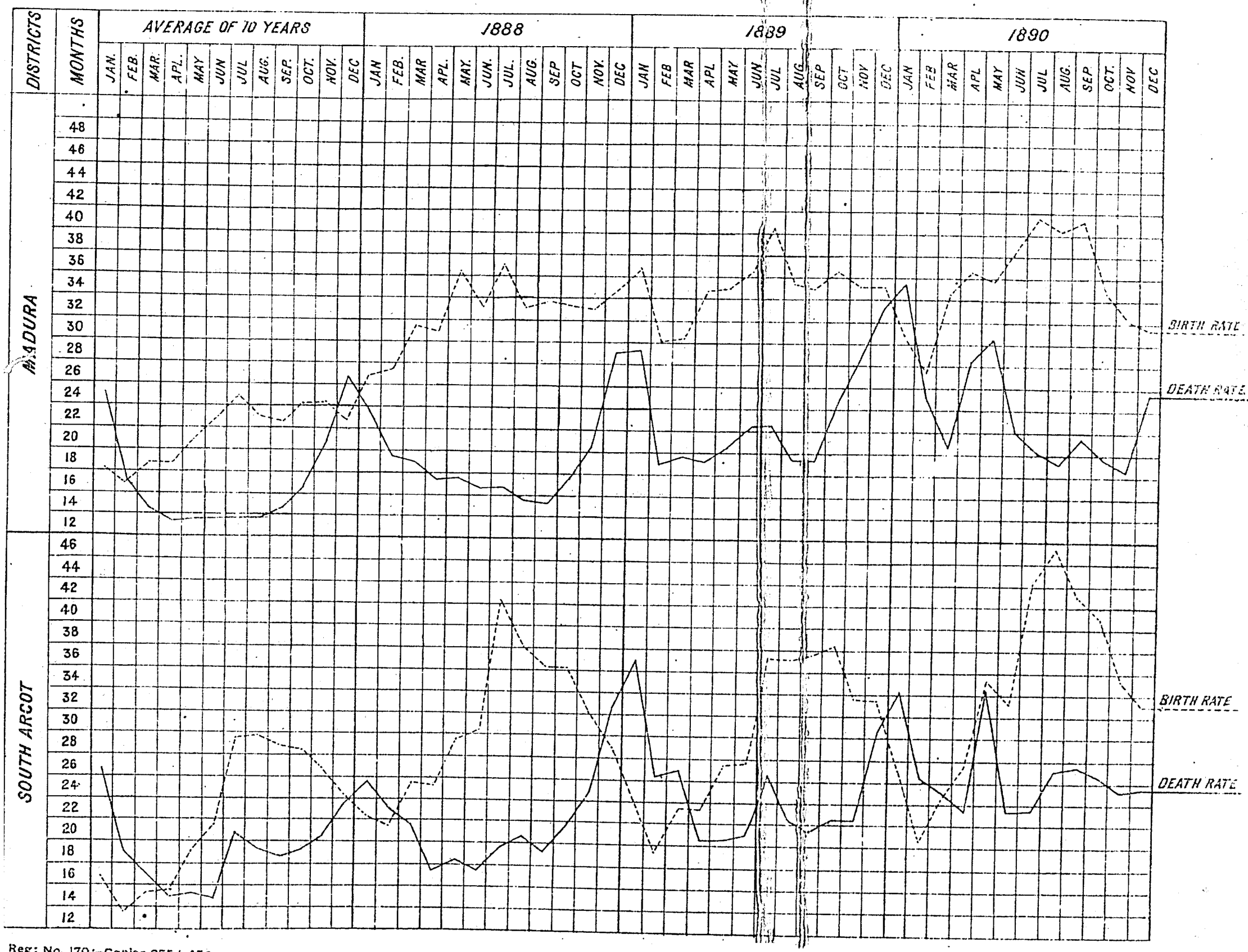


Reg: No. 170:—Copies 255+ 450

Photo-Zinco., Survey Office, Madras, 1891.

# DIAGRAM SHOWING THE RAINFALL & PRICE OF FOOD (RICE) IN THE DISTRICT OF NILGIRIS & (CUMBU) IN THE DISTRICT OF COIMBATORE FOR 3 YEARS ENDING 1890 COMPARED WITH THE AVERAGE OF 10 YEARS

## NILGIRIS

| DISTRICTS. | YEARS | AVERAGE OF 10 YEARS | | | | | | | | | | | | 1888 | | | | | | | | | | | | 1889 | | | | | | | | | | | | 1890 | | | | | | | | | | | |
|---|---|---|---|---|---|---|---|---|---|---|---|---|---|---|---|---|---|---|---|---|---|---|---|---|---|---|---|---|---|---|---|---|---|---|---|---|---|---|---|---|---|---|---|---|---|---|---|
| | MONTHS | JAN | FEB | MAR | APR | MAY | JUN | JUL | AUG | SEP | OCT | NOV | DEC | TOTAL | JAN | FEB | MAR | APR | MAY | JUN | JUL | AUG | SEP | OCT | NOV | DEC | TOTAL | JAN | FEB | MAR | APR | MAY | JUN | JUL | AUG | SEP | OCT | NOV | DEC | TOTAL | JAN | FEB | MAR | APR | MAY | JUN | JUL | AUG | SEP | OCT | NOV | DEC | TOTAL |

### RAINFALL

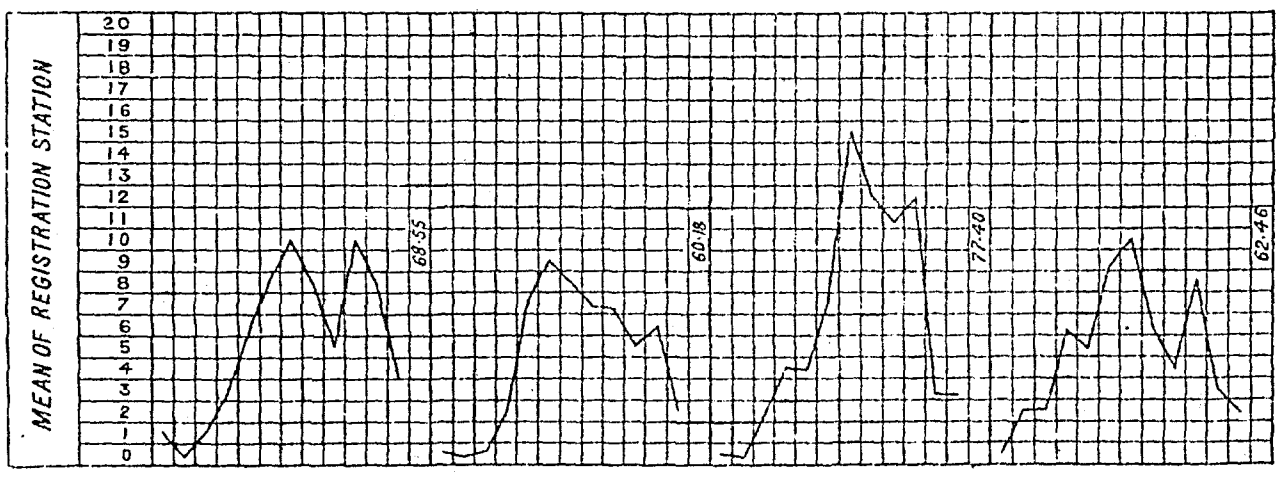


### PRICE OF FOOD (RICE)

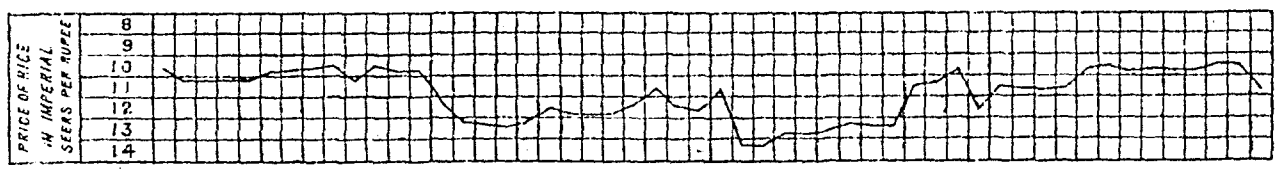


## COIMBATORE

### RAINFALL

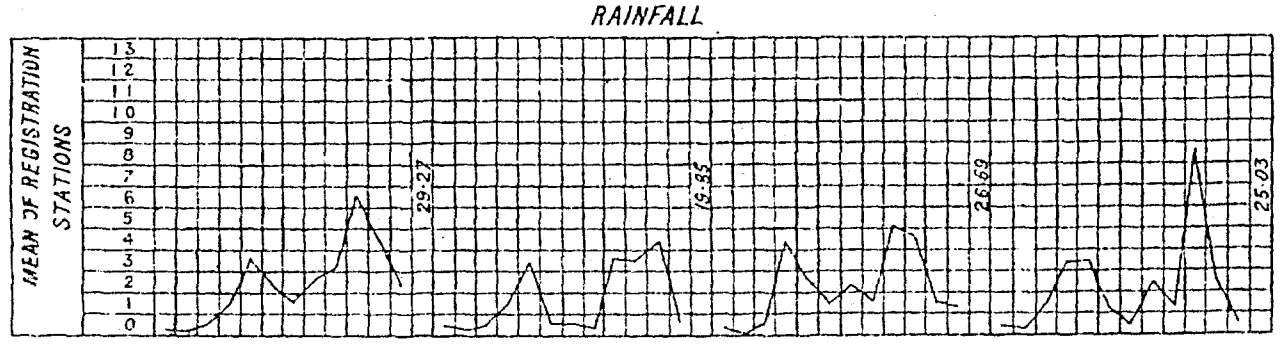


### PRICE OF FOOD (CUMBU)

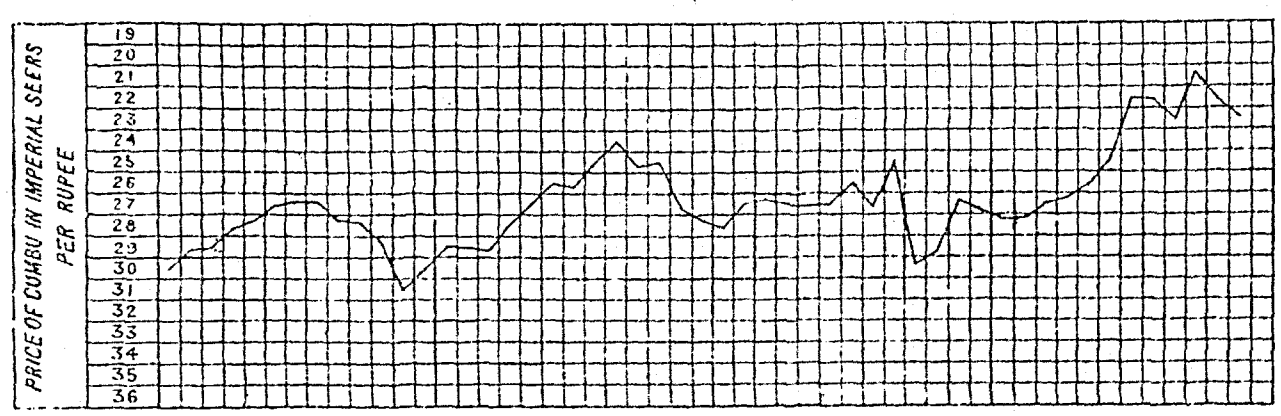


Reg: No. 172:—Copies 255+450

Photo-Zinco., Survey Office, Madras, 1891.

# DISTRICTS DURING THE YEAR 1890 COMPARED WITH PREVIOUS YEARS

DISTRICT

MONTHS

AVERAGE OF 10 YEARS | 1888 | 1889 | 1890

JAN. FEB. MAR. APL. MAY. JUN. JUL. AUG. SEP. OCT. NOV. DEC.

## NELLORE

36 34 32 30 28 26 24 22 20 18 16 14 12 10 8

BIRTH RATE

DEATH RATE

## CHINGLEPUT

56 54 52 50 48 46 44 42 40 38 36 34 32 30 28 26 24 22 20 18 16 14

BIRTH RATE

DEATH RATE

## CUDDAPAH

44 42 40 38 36 34 32 30 28 26 24 22 20 18 16 14 12

BIRTH RATE

DEATH RATE

J. [illegible] (PC)
T.N.A
Ch. 8
30/4/0[illegible]

## DIAGRAM SHOWING THE BIRTH AND DEATH RATES PER MILLE PER ANNUM IN THE UNDERMENTIONED DISTRICTS DURING THE YEAR 1890 COMPARED WITH PREVIOUS YEARS

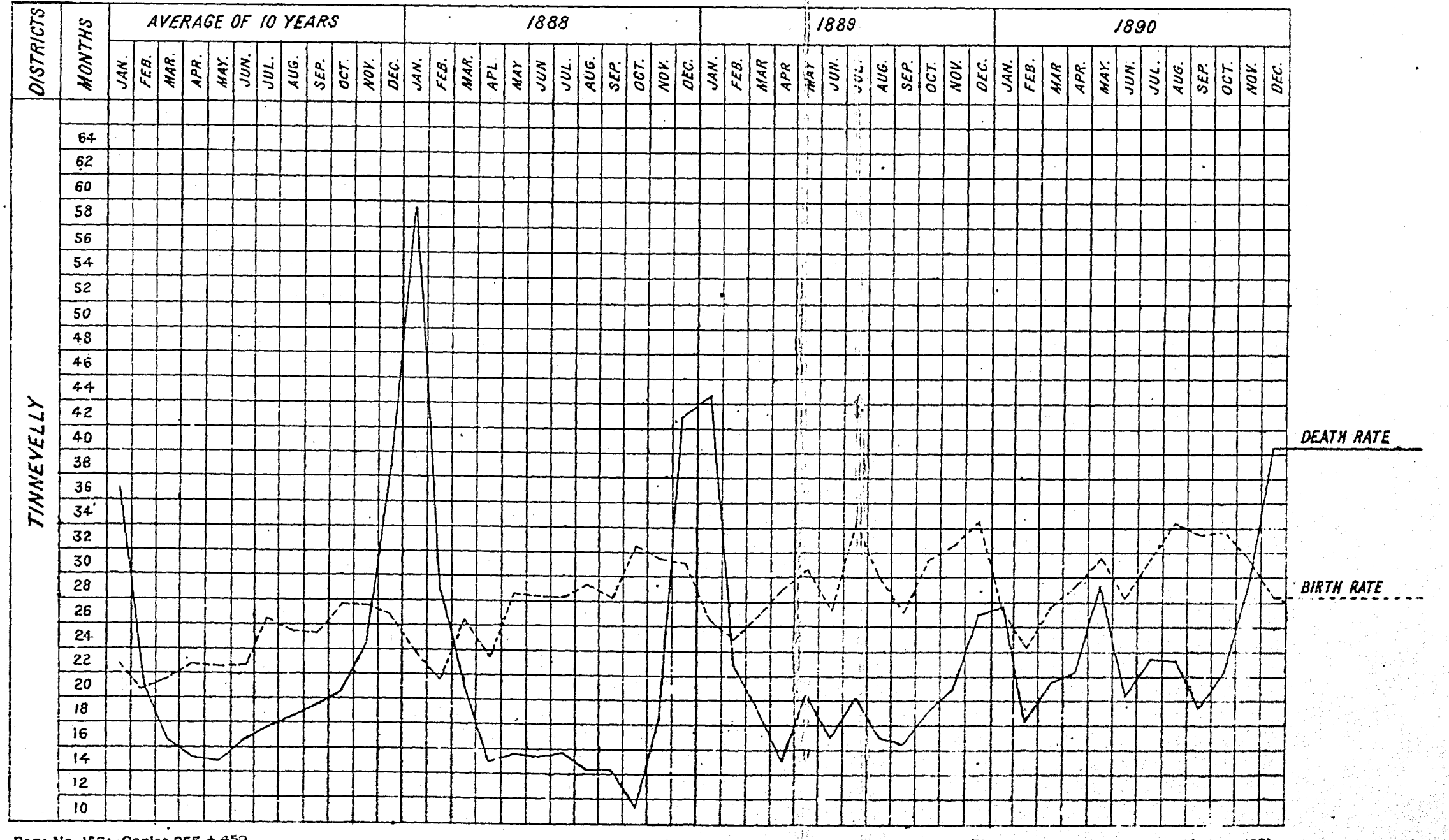


Reg: No. 15S:-Copies 255 + 450

Photo-Zinco., Survey Office, Madras, 1891.

# DIAGRAM SHOWING THE BIRTH AND DEATH RATES PER MILLE PER ANNUM IN THE UNDERMENTIONED DISTRICTS DURING THE YEAR 1890 COMPARED WITH PREVIOUS YEARS

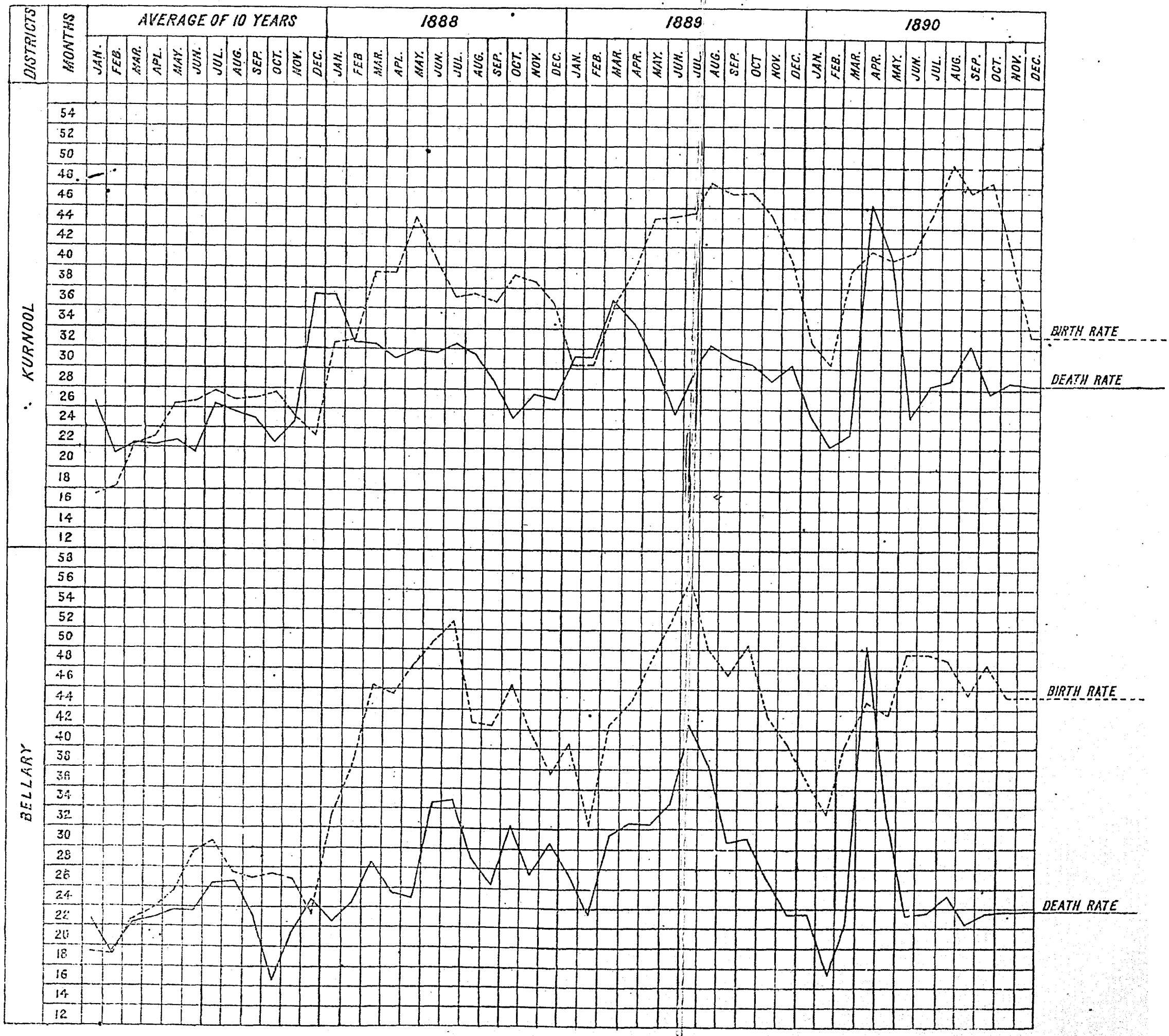


Reg: No. 182:—Copies 255 + 450

Photo-Zinco., Survey Office., Madras. 1891.

# DISTRICTS DURING THE YEAR 1890-COMPARED WITH PREVIOUS YEARS

DISTRICTS | MONTHS | AVERAGE OF 10 YEARS | 1888 | 1889 | 1890

JAN FEB MAR APR MAY JUN JUL AUG SEP OCT NOV DEC

## ANANTAPUR

48 46 44 42 40 38 36 34 32 30 28 26 24 22 20 18 16

BIRTH RATE

DEATH RATE

## NORTH ARCOT

44 42 40 38 36 34 32 30 28 26 24 22 20 18 16 14 12

BIRTH RATE

DEATH RATE

## SALEM

44 42 40 38 36 34 32 30 28 26 24 22 20 18 16 14 12

BIRTH RATE

DEATH RATE

Reg: No. 155:-Copies 255 + 450

Photo-Zinco., Survey Office, Madras, 1891.