CENSUS OF INDIA 1961

VOLUME XVI

WEST BENGAL & SIKKIM

PART II-C (ii)

MIGRATION TABLES
(D-I TO D-III)

CS
Y.2 N61
NC1.16.2(ii)
81908

With the compliments of

the Superintendent of Census Operations,

West Bengal and Sikkim, Calcutta.

LIBRARIAN, SECRETARIAT LIBRARY
07 FEB 1967
GOVERNMENT OF MADRAS

VII
450.

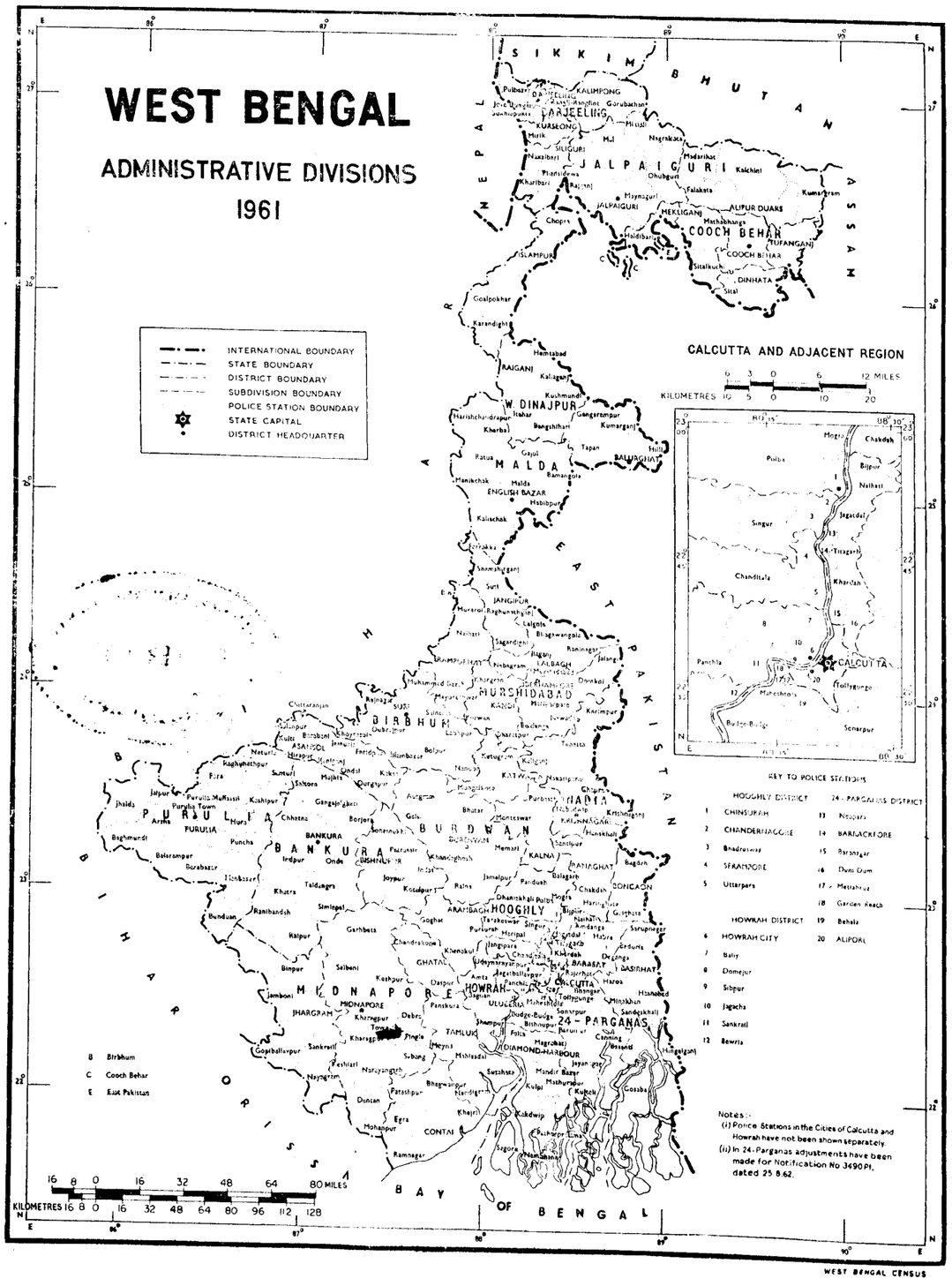

PRG. 158. C(ii) (N) (D)
150

R. NO. 17
6.2.67.

CENSUS OF INDIA 1961

VOLUME XVI

WEST BENGAL & SIKKIM

PART II-C(ii)

MIGRATION TABLES
(D-I TO D-III)

J. DATTA GUPTA
of the West Bengal Civil Service,
Superintendent of Census Operations, West Bengal & Sikkim

LIBRARIAN, SECRETARIAT LIBRARY
07 FEB 1967
GOVERNMENT OF MADRAS

PRINTED IN INDIA, BY THE MANAGER, GOVERNMENT OF INDIA PRESS, CALCUTTA,
AND PUBLISHED BY THE MANAGER OF PUBLICATIONS, CIVIL LINES, DELHI, 1966.

Price : *Rs. 16.50 paise or 38sh. 6d. or 5$ 94 cents.*

1961 CENSUS PUBLICATIONS

GOVERNMENT OF INDIA PUBLICATIONS

Vol. XVI—West Bengal & Sikkim

[All parts will be uniform size, demy quarto $8\frac{3}{4}'' \times 11\frac{1}{4}''$]

PART I-A	General Report	(In Press)
PART I-B	Report on Vital Statistics	
PART I-C	General Report and Subsidiary Tables	
PART II-A	General Population Tables	(Published)
PART II-B(i)	General Economic Tables (B-I to B-IV)	(,,)
PART II-B(ii)	General Economic Tables (B-V to B-IX)	(,,)
PART II-C(i)	Social and Cultural Tables	(,,)
PART II-C(ii)	Migration Tables (D-I to D-III)	(The present Volume)
PART II-C(iii)	Migration Tables (D-IV to D-VI)	(In Press)
PART III	Household Economic Tables	(Published)
PART IV(i)	Report and Main Tables on Housing and Establishments	(,,)
PART IV(ii)	Subsidiary Tables on Housing and Establishments	(,,)
PART V-A	Tables on Scheduled Castes and Scheduled Tribes	(In Press)
PART V-B(i—iii)	Reprints from Old Census Reports and Brief Notes on Castes and Tribes	
PART VI (1—21)	Village Survey Monographs	(3 Monographs published)
PART VII-A(i—xi)	Report and Tables on Survey of Handicrafts	(1 Volume published)
PART VII-B(1—4)	Fairs and Festivals	(1 Volume in Press)
PART VIII-A	Administration Report—Enumeration (For office use only)	(Published)
PART VIII-B	Administration Report—Tabulation (For office use only)	
PART IX	Census Atlas	
PART X	Special Report on Cities	(In Press)

81908

GOVERNMENT OF WEST BENGAL PUBLICATIONS

16 Volumes of District Census Handbooks

Murshidabad and West Dinajpur District Census Handbook published ; 9 Volumes in Press

LIBRARIAN, SECRETARIAT
07 FEB 1967

FOREWORD

ONE OF THE HIGHLY involved and complex areas of demography is migration, and the tool the Indian Censuses have provided to measure it has been found to be somewhat less than adequate. A question on birth-place alone which featured all the earlier Censuses since 1872 without any reference to the period of stay or the cause of the movement had not yielded such information as would have been useful for separating the chaff of casual displacements from the grain of true migration, or for reading the intensity of job migration from the country to the town.

A beginning was made at the 1961 Census towards the enlargement of the scope of collection and analysis of migration statistics. For persons not born at the village or town of enumeration care was taken to collect information on two points besides birth-place, viz., *the duration of residence at the place of enumeration and the rural-urban status of the place of birth. The tabulation was extended, beyond the showing of the usual distribution of the population by place of birth, to the production of such data as a cross-classification of the migrants by place of birth and duration of residence; a classification of the migrants to cities by age, education and, in case of workers, by occupation ; a grouping of city populations into those born locally, migrants from rural areas and migrants from other urban areas and a distribution of the industrial categories of workers and non-workers of each district and city by place of birth. A table introduced in 1951 classifying the non-Indian nationals by nationalities was repeated. Of the six tables prepared on migration, this book presents three. The rest are being produced in the accompanying book Part II-C(iii). A few maps, some of them believed to be first of their kind to be produced for this State, have been incorporated and it is hoped that the visual impact of the differently graded spheres and symbols used in them will be far more powerful than the same story told in statistics.*

The hard and patient work that goes into the collection and processing (by means which are still almost entirely manual) of census data cannot be fully realised by persons not directly connected with the operation. The best of census traditions demands the maximum of efforts with the barest of resources and the honour of living up to the tradition goes to a group of temporary workers to whom the completion of the work is the satisfaction of a job well done and, at the same time, the loss of an employment.

CALCUTTA
31st December, 1965.

J. DATTA GUPTA

In the compilation and printing of this work valuable assistance was rendered by

Shri B. Ray,	Deputy Superintendent of Census Operations
Shri J. N. Bose	Statistical Assistant
Shri D. P. Chatterjee, Shri A. Ghosh, Shri S. Neogy	Tabulation Assistants
Shri Ratan Bahadur, Shri Mihir Sen Gupta	Tabulators
Shri Bimalesh Kumar Das	Draftsman
Shri Ram Chandra Bhar	Printing Inspector
Shri Amiya Ranjan Kar, Shri Satinath Chakraborty, Shri Sitangsu Bhattacharyya	Procf Readers

among others.

CONTENTS

		Page
Note		1
Fly-leaf to Table D-I		5
Table D-I	Non-Indian Nationals	6
Appendix to Table D-I	Name of Countries included under 'Elsewhere' in the Table	10
Fly-leaf to Table D-II		17
Table D-II	Place of Birth	18
Supplement to Table D-II	Details of Returns not separately shown in the Table	92
Fly-leaf to Table D-III		101
Table D-III	Migrants classified by Place of Birth and Duration of Residence in Place of Enumeration	102

MAPS

ADMINISTRATIVE DIVISIONS 1961 . . . . . Frontispiece

MIGRATION MAPS . . . . . Between pages 2&3

Birth-place Classification of Population, 1961

Migration between West Bengal and other Parts of India, 1961

Distribution of Immigrants from Bihar, 1961

Distribution of Immigrants from Uttar Pradesh, 1961

Districtwise Distribution of Immigrantion Load, 1961

Rural-Urban Migration, 1961

Immigration to Calcutta

MIGRATION TABLES INCLUDED IN PART II-C(ii

D-IV	Migrants to Cities classified by Sex, Broad Age-groups, Educational levels and in case of Workers also by Occupational Divisions and Groups.
D-V	Cities showing Population Born Locally, Migrants from Rural areas and Migrants from other Towns and Cities.
D-VI	Distribution of Industrial Categories of Workers and Non-workers by Place of Birth.

NOTE

Of the six Migration Tables prepared on the result of the 1961 Census, this volume presents the first three. The remaining three are being included in Part II-C(iii).

2. At the earlier Censuses the migration statistics used to be produced by birth place returns alone. The figure for immigration into an area between two Census years was obtained by differencing the figures as per the two Censuses of persons enumerated in the area but born outside it and likewise the figure relating to emigrants from an area was obtained by differencing the figures for the two Censuses of persons born within the area but enumerated beyond it. This was found inadequate for a demographic study of the population with reference to internal migration because it implied lifetime migration in all cases and contemplated only one move directly from the place of birth to the place of enumeration. Migrants who died between two Censuses were not also correctly dealt with. In order to remove this drawback and to make a more detailed study of migration, two new questions were asked at the 1961 Census : one to ascertain from a person who was not born at the place of enumeration whether the birth place was rural or urban, and the other to ascertain the duration of his residence at the place of enumeration. Tables D-III and D-V are based on these two new questions, and in Tables D-II and D-VI the place of birth of the migrant population born elsewhere in India has been shown classified by Rural and Urban.

3. At the 1951 Census there was a special question on migration which applied only in cases of displaced persons from Pakistan. The question related to the person's date of arrival in India and the district of his origin in Pakistan. The question was dropped at the 1961 Census.

4. As migration relates essentially to the village or town in which a person is enumerated, it will be useful to examine here in brief the consequence of successive changes in the method of taking the Census in the record relating to migration. In all Censuses down to 1931 the count was synchronous, *i.e.*, the enumeration was confined to only one night. Figures relating to migration, therefore, in those Censuses took into account every conceivable type of movement, ranging from casual displacements lasting for a few hours only to the permanent ones. From 1941 onwards, the enumeration period was extended to a number of days followed by a period of revisional round to be utilised by the Enumerators to check up their records for correctness against the Reference Day. This spreading out of the enumeration period resulted in the elimination of casual migration lasting for a few hours and temporary migration due to journeys on business etc., for a short period. The following is an extract from the "Instructions to Enumerators" issued by the Registrar General, India, for the 1961 Census. These instructions will give an idea as to the persons who were enumerated in the household to which they normally belonged and the persons who were enumerated elsewhere as migrants :

> 1. Enumerate all persons who are normally resident in the household, *i.e.*, those who live in the household and also those who have recently become members of the household through marriage or birth or other vital social or domestic ties and are present at the time of your visit.
>
> 2. Enumerate also all persons who are normal residents in the household even if they are absent at the time of your visit, provided they left the household on or after the 10th February, 1961, or if they had left earlier than 10th February, 1961, are likely to return before the sunrise of 1st March, 1961.
>
> 3. Enumerate a visitor, a boarder, or a guest found in the household at the time of your visit, *if he had not been enumerated before and if he will be away from his household between the 10th and 28th February, 1961*, and warn him not to permit any other enumerator to enumerate him even if he goes back by 1st March 1961.
>
> * * *
>
> 9. You should re-visit every household in your block during the period of final check (1st to 3rd March) when you should enumerate every birth that has taken place in the household since your visit but before sunrise of 1st March. You should cancel the slip for any death that might have taken place since your last visit but before sunrise of 1st March by drawing a bold line diagonally across the slip and write DEATH along the diagonal line. You should enumerate any visitor who may have arrived to stay since your last visit and who says he has not been enumerated anywhere else. But you should not take notice of any birth or death or visit occuring after sunrise of 1st March, 1961. After your re-visit if you have added any new slip or cancelled any slip already prepared you should make corresponding changes in the Census Population Record at the back of the Household Schedule.

5. A brief resume is given here of the tables presented in this volume. Table D-I gives the number of persons belonging to different foreign nationalities who were resident in West Bengal and Sikkim during the Census. The table excludes non Indian Nationals who are members of Foreign Diplomatic and Consulate Missions in India, as these persons were not covered by the enmeration. This table corresponds to Table D-VI of the 1951 Census. It was for the first time in the 1951 Census that a question on a person's nationality was asked.

The Enumerator was instructed in 1961, as in 1951, to record the nationality as returned by the person enumerated. Table D-II shows the distribution of the population by places of birth. It recalls Table D-IV of the 1951 Census. A table on birth place is usually prepared in all Censuses. An important changes in 1961 as compared to previous Censuses is that births in Rural, Urban and Unclassifiable areas have been shown separately in the case of those born within India. The place of enumeration has also been classified separately into Rural and Urban areas. Table D-III is an entirely new table of the 1961 Census based on the special question about the duration of residence at the place (village/town/city) of enumeration in the case of persons not born there. This table is intended to supplement the information produced by the table on birth place for a detailed study on in-migration. The period of residence represents the number of completed years not reckoning periods of temporary absence on leave or holiday or tour or business.

6. In conformity with the Indian Census tradition, Sikkim has been treated as a part of India for the purpose of the migration tables.

7. Each table is preceded by a brief note explaining conceptual matters and the scope of the table.

MIGRATION MAPS

BASED ON BIRTH-PLACE STATISTICS

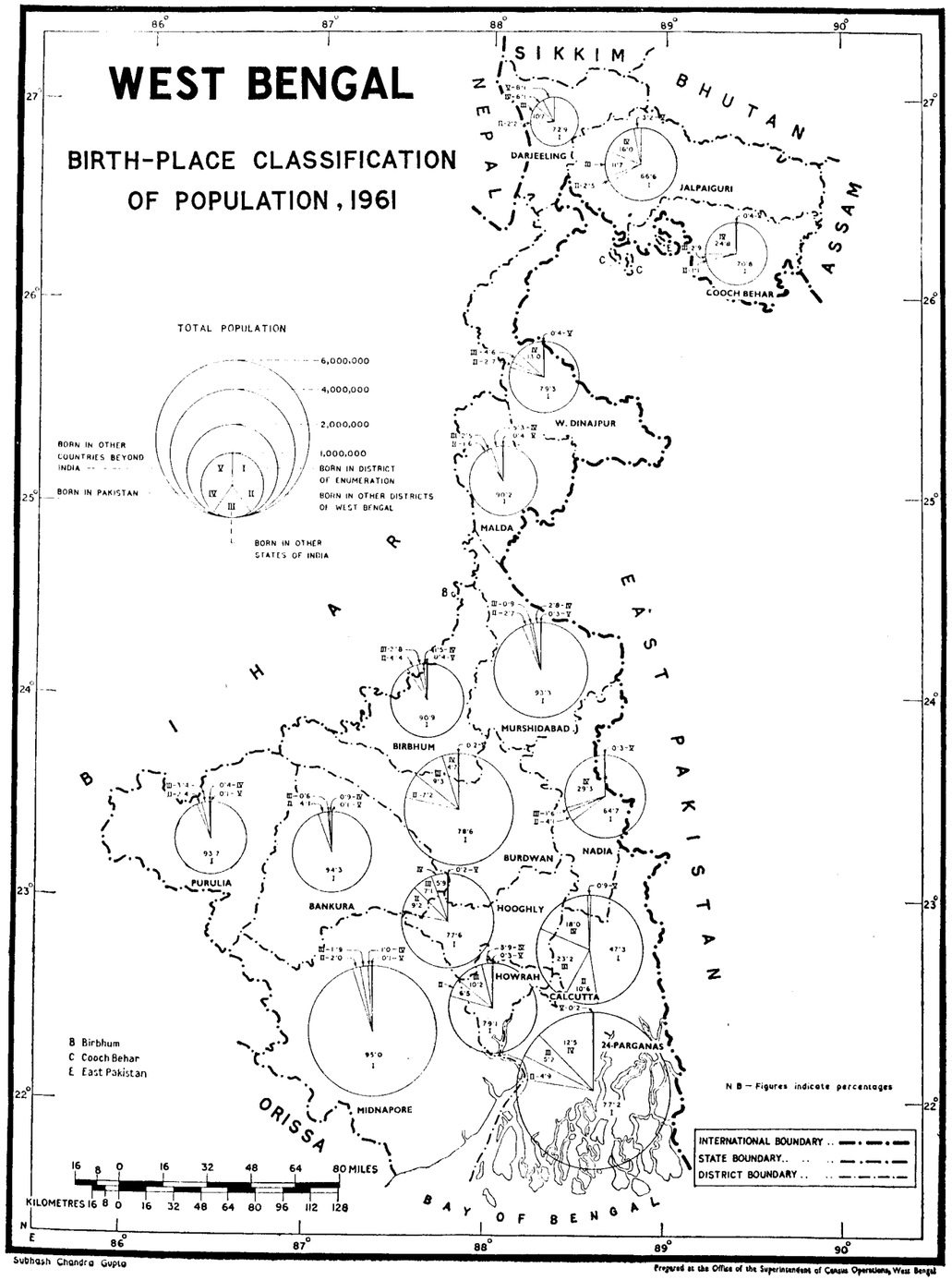

Subhash Chandra Gupta

Prepared at the Office of the Superintendent of Census Operations, West Bengal

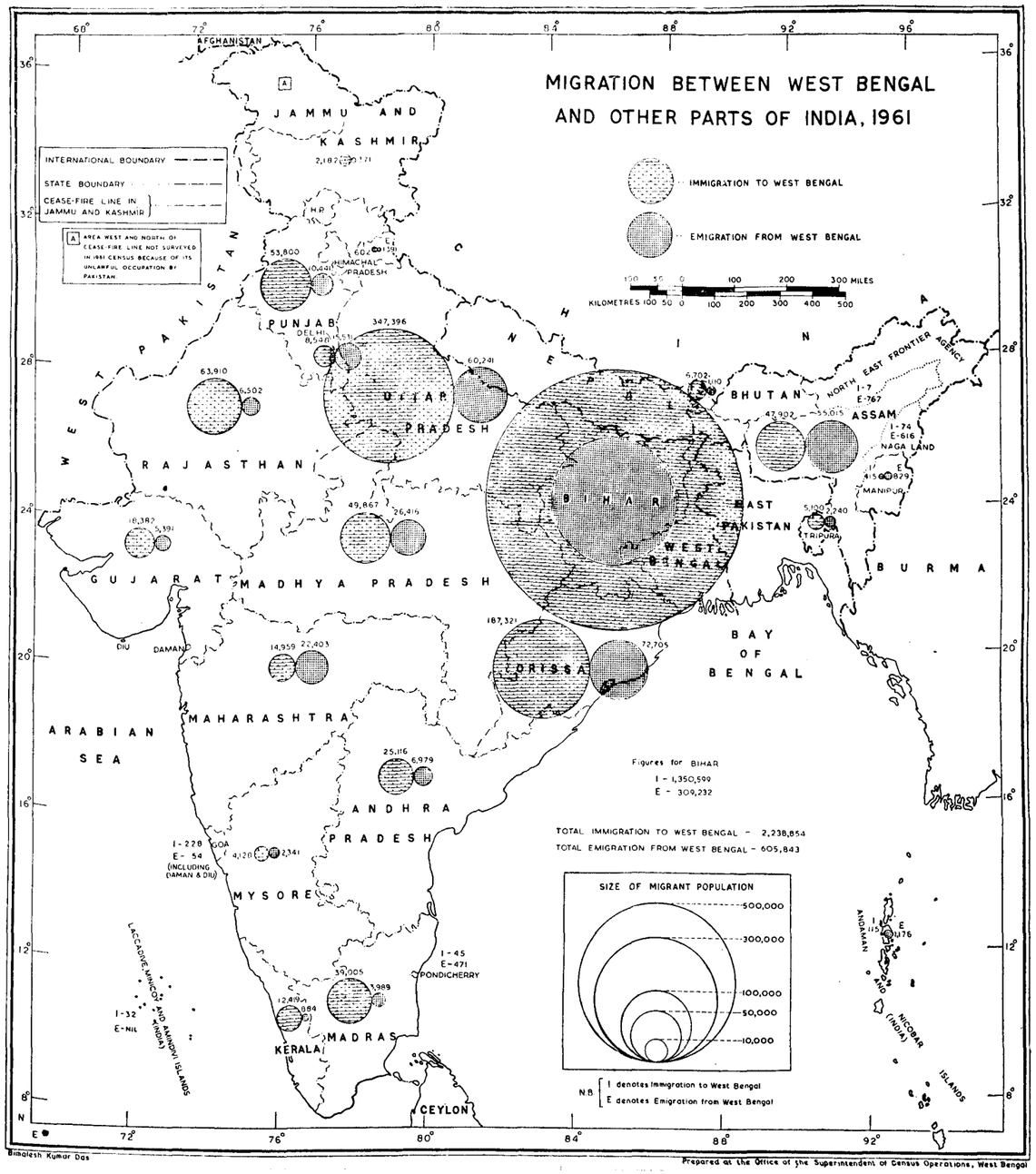

Bimalesh Kumar Das

Prepared at the Office of the Superintendent of Census Operations, West Bengal

WEST BENGAL

DISTRIBUTION OF IMMIGRANTS FROM BIHAR, 1961

(EACH DOT REPRESENTS 500 IMMIGRANTS)

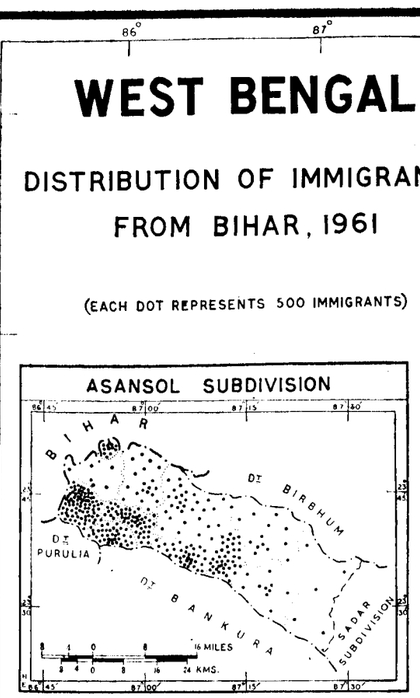

SIKKIM
BHUTAN
NEPAL
ASSAM
EAST PAKISTAN
BIHAR
ORISSA
BAY OF BENGAL

B Birbhum
C Cooch Behar
E East Pakistan

INTERNATIONAL BOUNDARY
STATE BOUNDARY
DISTRICT BOUNDARY
SUBDIVISION BOUNDARY
POLICE STATION BOUNDARY

16 8 0 16 32 48 64 80 MILES
KILOMETRES 16 8 0 16 32 48 64 80 96 112 128

86° 87° 88° 89° 90°
27° 26° 25° 24° 23° 22°

Bimalesh Kumar Das

Prepared at the Office of the Superintendent of Census Operations West Bengal

WEST BENGAL

DISTRIBUTION OF IMMIGRANTS FROM UTTAR PRADESH, 1961

(EACH DOT REPRESENTS 500 IMMIGRANTS)

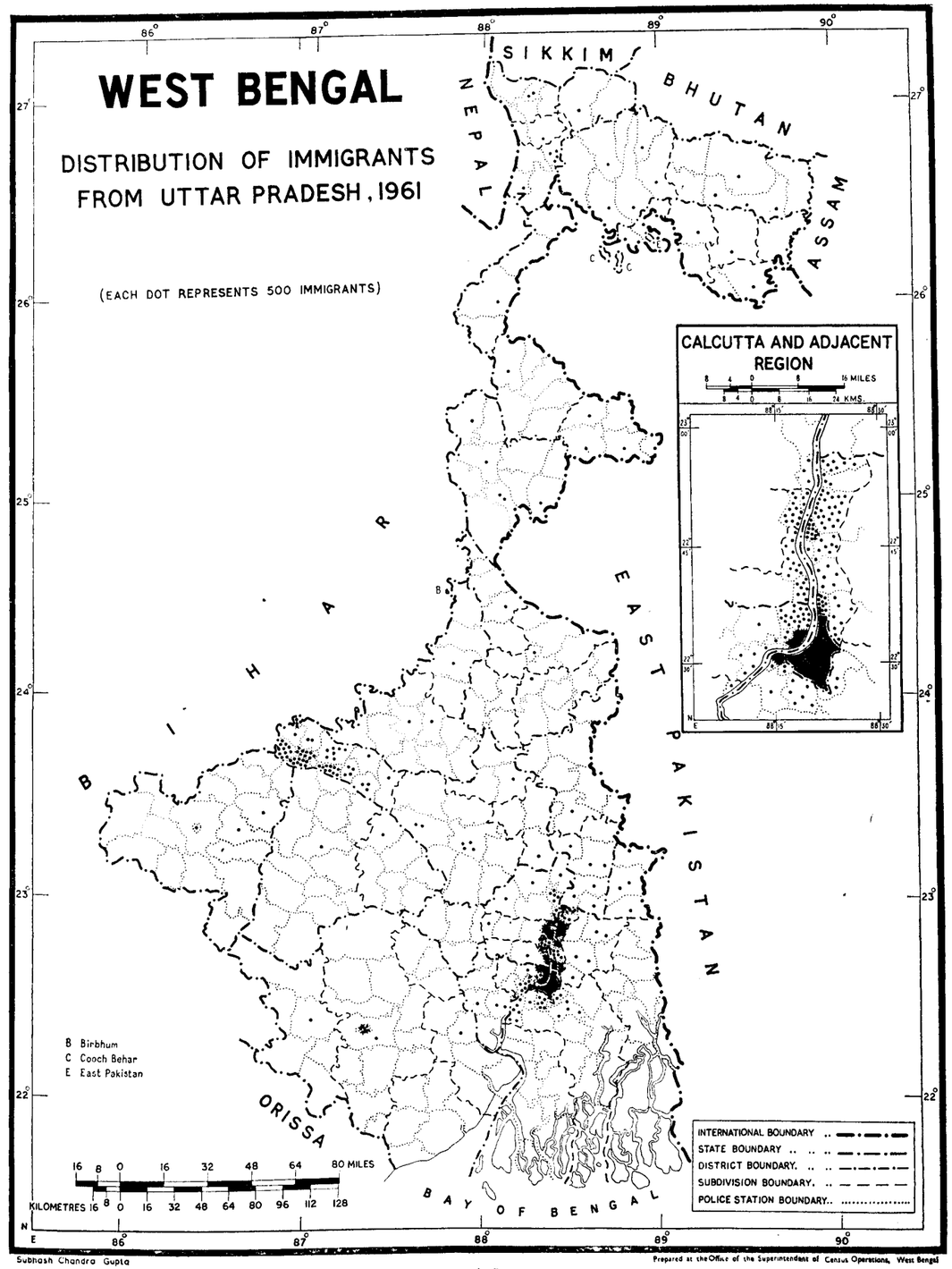

Subhash Chandra Gupta

Prepared at the Office of the Superintendent of Census Operations, West Bengal

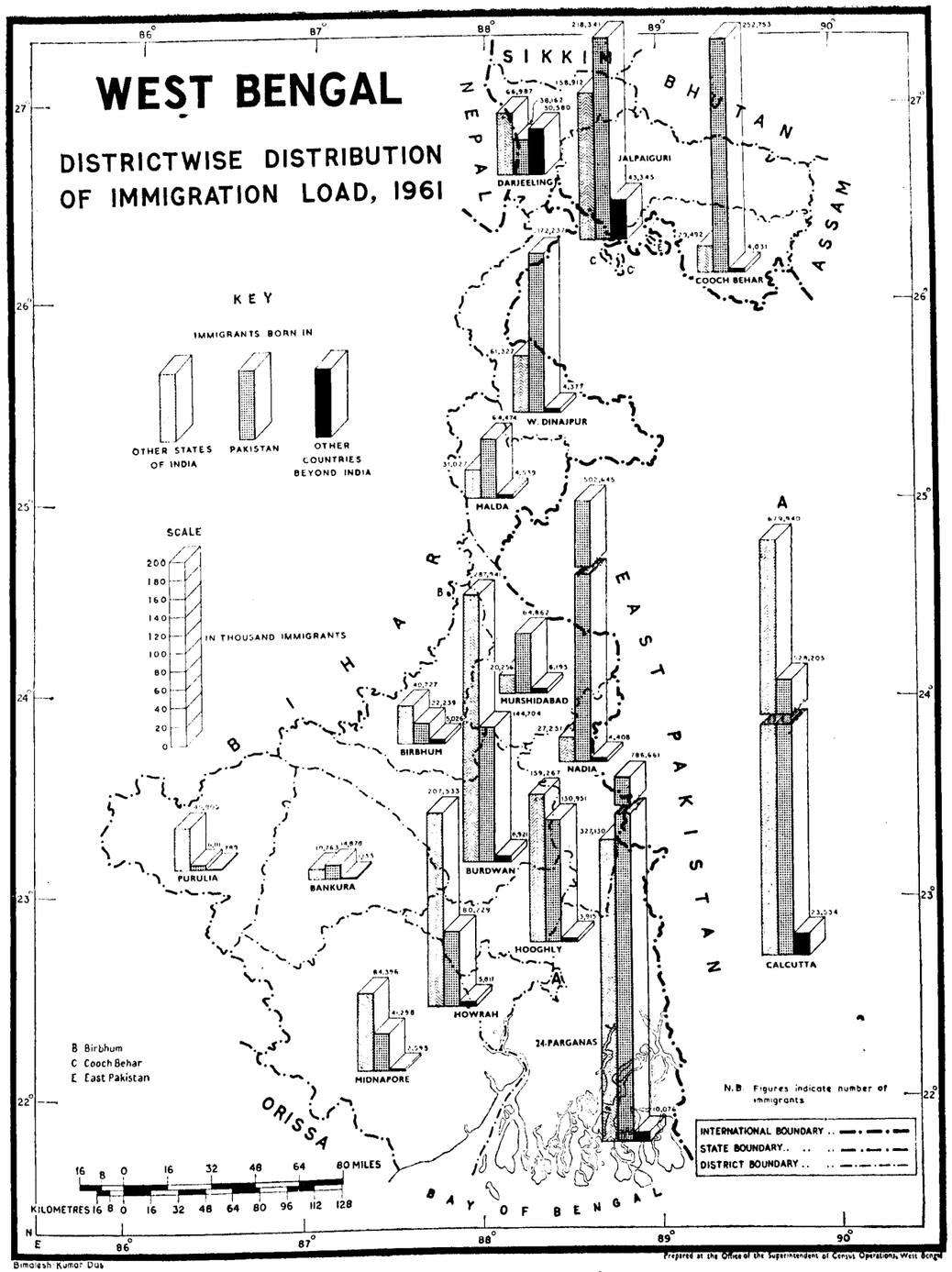
WEST BENGAL
DISTRICTWISE DISTRIBUTION OF IMMIGRATION LOAD, 1961
KEY
IMMIGRANTS BORN IN
OTHER STATES OF INDIA
PAKISTAN
OTHER COUNTRIES BEYOND INDIA
SCALE
IN THOUSAND IMMIGRANTS
SIKKIM
NEPAL
BHUTAN
ASSAM
BIHAR
ORISSA
EAST PAKISTAN
BAY OF BENGAL
DARJEELING
JALPAIGURI
COOCH BEHAR
W. DINAJPUR
HALDA
MURSHIDABAD
BIRBHUM
NADIA
BURDWAN
PURULIA
BANKURA
HOOGHLY
HOWRAH
24-PARGANAS
MIDNAPORE
CALCUTTA
B Birbhum
C Cooch Behar
E East Pakistan
N.B. Figures indicate number of immigrants
INTERNATIONAL BOUNDARY
STATE BOUNDARY
DISTRICT BOUNDARY
16 8 0 16 32 48 64 80 MILES
KILOMETRES 16 8 0 16 32 48 64 80 96 112 128
Bimalesh Kumar Das
Prepared at the Office of the Superintendent of Census Operations, West Bengal

WEST BENGAL

RURAL-URBAN MIGRATION, 1961

(IMMIGRATION OF RURAL-BORN POPULATION TO URBAN AREAS)

NOTES

(1) Figures at the top of the circles indicate number of immigrants.

(2) Immigration from countries Beyond India has not been included.

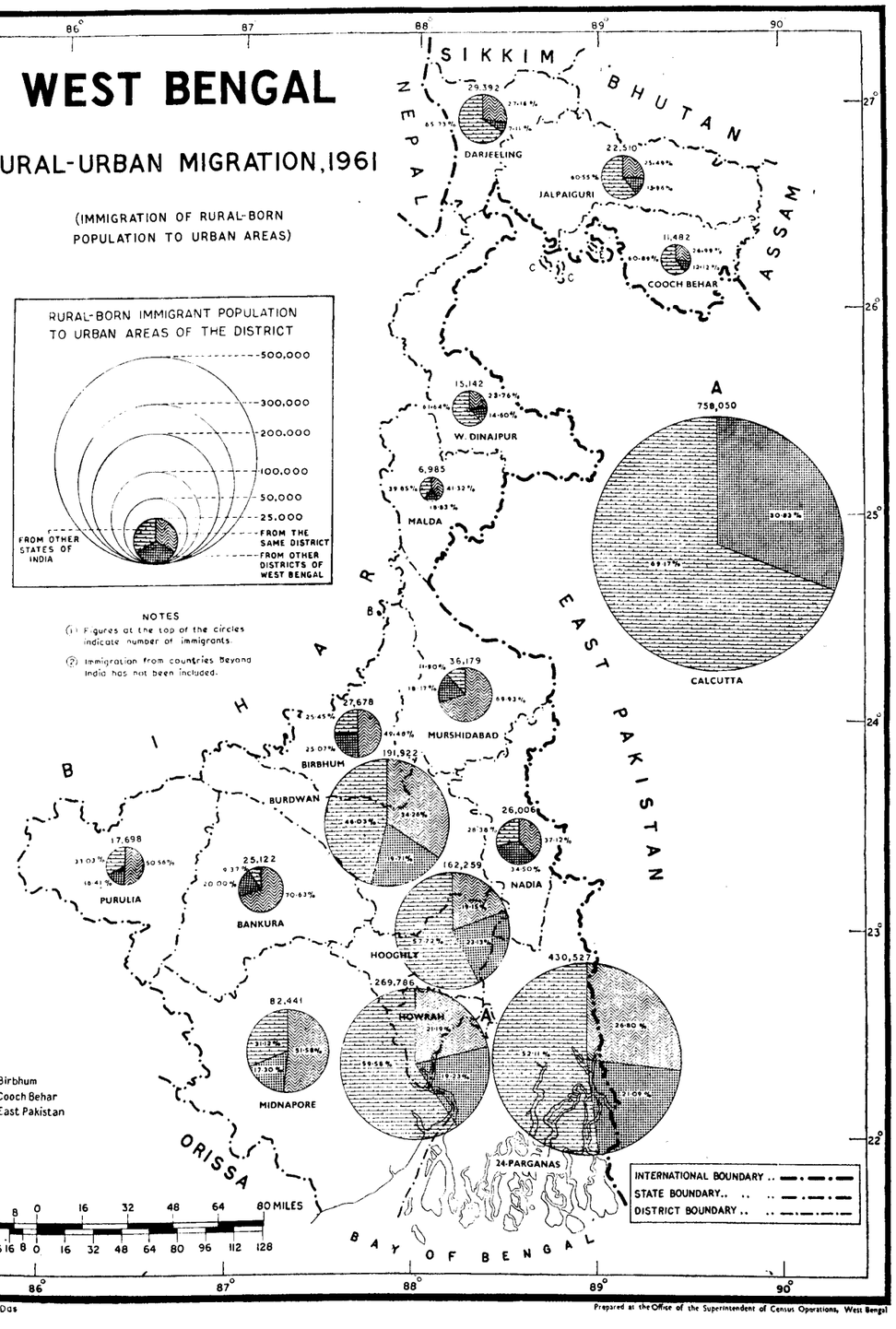

Bimalesn Kumar Das

Prepared at the Office of the Superintendent of Census Operations, West Bengal

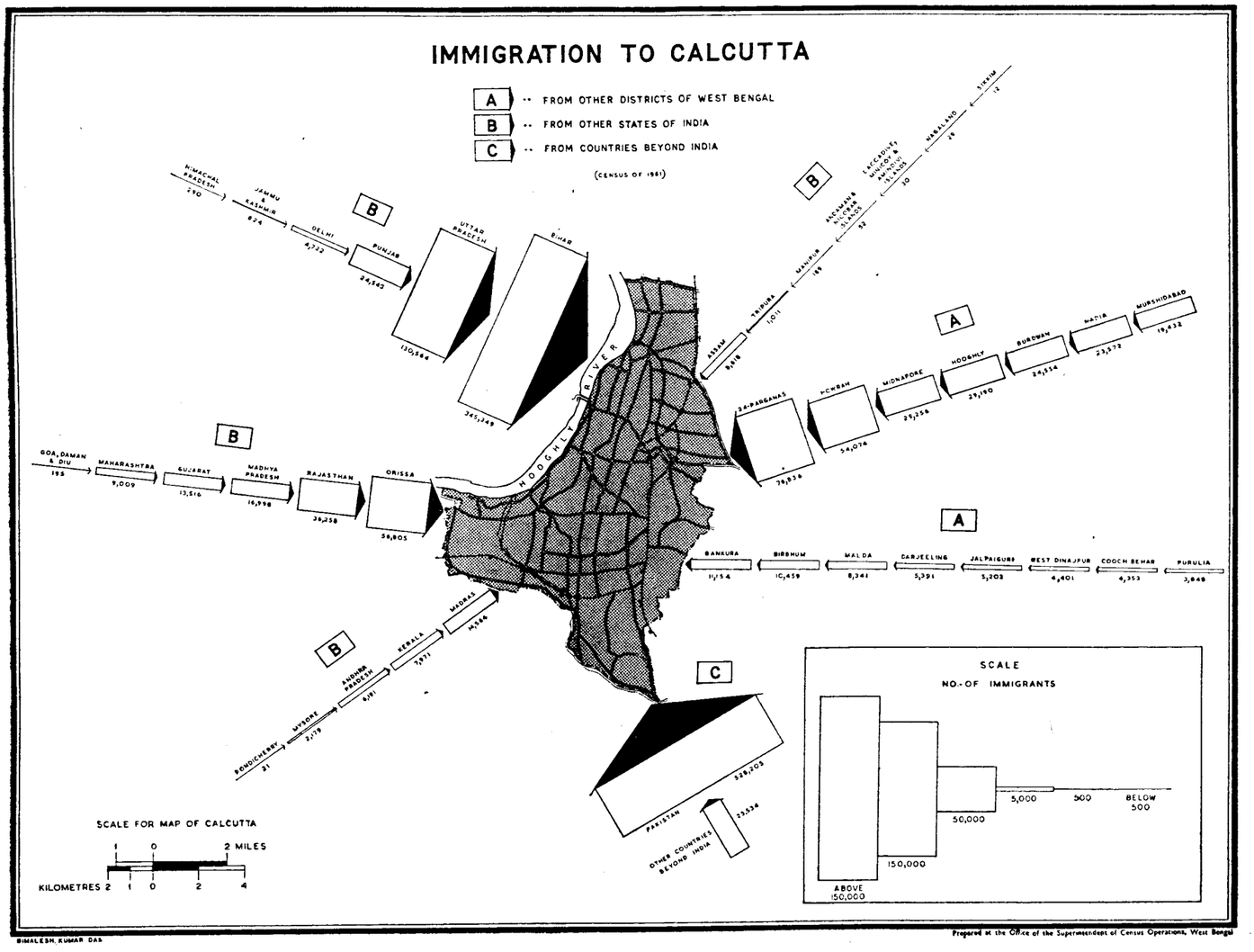
IMMIGRATION TO CALCUTTA
A .. FROM OTHER DISTRICTS OF WEST BENGAL
B .. FROM OTHER STATES OF INDIA
C .. FROM COUNTRIES BEYOND INDIA
(CENSUS OF 1961)
HOOGHLY RIVER
NIMACHAL PRADESH 290
JAMMU & KASHMIR 824
DELHI 4,722
PUNJAB 24,543
UTTAR PRADESH 130,564
BIHAR 345,349
GOA, DAMAN & DIU 195
MAHARASHTRA 9,009
GUJARAT 13,516
MADHYA PRADESH 16,998
RAJASTHAN 38,258
ORISSA 58,805
PONDICHERRY 21
MYSORE 2,179
ANDHRA PRADESH 6,191
KERALA 7,971
MADRAS 14,566
ASSAM 8,818
TRIPURA 1,011
MANIPUR 189
ALCAMAN & NICOBAR ISLANDS 52
LACCADIVE, MINICOY & AMINDIVI ISLANDS 30
NAGALAND 29
SIKKIM 12
24-PARGANAS 78,836
HOWRAH 54,074
MIDNAPORE 29,256
HOOGHLY 29,190
BURDWAN 24,554
NADIA 23,572
MURSHIDABAD 19,432
BANKURA 11,154
BIRBHUM 10,459
MALDA 8,341
DARJEELING 5,391
JALPAIGURI 5,203
WEST DINAJPUR 4,401
COOCH BEHAR 4,353
PURULIA 3,848
PAKISTAN 528,205
OTHER COUNTRIES BEYOND INDIA 23,534
SCALE
NO.-OF IMMIGRANTS
ABOVE 150,000
150,000
50,000
5,000
500
BELOW 500
SCALE FOR MAP OF CALCUTTA
1 0 2 MILES
KILOMETRES 2 1 0 2 4
BIMALESH KUMAR DAS
Prepared at the Office of the Superintendent of Census Operations, West Bengal

D-I

NON-INDIAN NATIONALS

TABLE D-I—NON-INDIAN NATIONALS

This table recalls Union Table D-VI of the 1951 Census. It shows the number of non-Indian Nationals enumerated in the State, Divisions and Districts. The nationalities have been classified into five broad groups :

(1) Nationals of countries in Asia beyond India (including U.S.S.R.)
(2) Nationals of countries in Europe (excluding U.S.S.R.)
(3) Nationals of countries in Africa.
(4) Nationals of countries in Two Americas.
(5) Nationals of countries in Oceania

2. Persons whose nationality was not stated in the Enumeration Slip have been classified as the sixth group. Under each of the five groups of countries, the total Nationals of the countries under that group have been shown. In addition the Nationals of the principal countries in the group have been shown separately, figures relating to other countries in the group being shown under column 'Elsewhere' under each group. In the Appendix to the table the 'Elsewhere' column of each group has been spelt out in terms of individual countries. This table does not include non-Indian Nationals who are members of Foreign Diplomatic and Consulate Missions in India, as these persons were not covered by the enumeration.

3. It was for the first time in the 1951 Census that a question on a person's nationality was asked. The Enumerator was instructed in 1961, as in 1951, to record the nationality as returned by the person concerned. It was not for the Enumerator to make any enquiry as to the varacity of the return, even if the return to his knowledge appeared to be incorrect.

4. It is worthwhile to mention here that Sikkim has been treated to be a part of India for the purpose of this table and the other D-Series Tables. Goans or Portuguese Nationals who were born in the ex-Portuguese territories have been treated as Indian Nationals.

TABLE D-I—NON-INDIAN NATIONALS

State/Division/District	Total			Nationals of countries in Asia beyond India (including U.S.S.R.)				
				Total			Afganistan	
	Persons	Males	Females	Persons	Males	Females	Males	Females
1	2	3	4	5	6	7	8	9
WEST BENGAL	**39,267**	**24,909**	**14,358**	**33,807**	**21,481**	**12,326**	**236**	**15**
Presidency Division	**32,628**	**20,227**	**12,401**	**27,850**	**17,255**	**10,595**	**162**	**3**
Darjeeling	4,601	2,589	2,012	4,231	2,396	1,835	8	..
Jalpaiguri	9,096	4,949	4,147	8,871	4,806	4,065	30	..
Cooch Behar	1,510	1,321	189	1,510	1,321	189	..	..
West Dinajpur	366	237	129	360	233	127	4	..
Malda	104	75	29	102	75	27	..	..
Murshidabad	251	154	97	245	152	93	1	..
Nadia	243	167	76	232	160	72	..	..
24-Parganas	3,683	1,678	2,005	3,404	1,554	1,940	13	..
Calcutta	12,774	9,057	3,717	8,805	6,558	2,247	97	3
Burdwan Division	**6,639**	**4,682**	**1,957**	**5,957**	**4,226**	**1,731**	**74**	**12**
Howrah	1,217	1,027	190	1,172	1,002	170	27	10
Hooghly	1,301	913	388	1,079	746	333	..	..
Burdwan	3,364	2,322	1,042	2,977	2,071	906	37	2
Birbhum	106	75	31	99	72	27	8	..
Bankura	92	50	42	84	47	37	2	..
Midnapore	319	169	150	314	165	149	..	..
Purulia	240	126	114	232	123	109	..	..
SIKKIM	**6,813**	**5,313**	**1,500**	**6,812**	**5,312**	**1,500**	..	..

State/Division/District	Nationals of countries in Asia beyond India (including U.S.S.R.)—*contd.*							
	Pakistan		Singapore, Malaya and British Borneo		U.S.S.R.		Elsewhere	
	Males	Females	Males	Females	Males	Females	Males	Females
1	18	19	20	21	22	23	24	25
WEST BENGAL	**9,728**	**5,898**	**10**	**21**	**35**	**11**	**2,103**	**1,210**
Presidency Division	**7,371**	**4,648**	**10**	**20**	**35**	**7**	**2,072**	**1,204**
Darjeeling	21	417	8	..	23	..	1,189	1,100
Jalpaiguri	962	1,542	..	..	..	..	700	59
Cooch Behar	1,277	158	..	..	..	..	..	..
West Dinajpur	189	123	..	..	..	..	..	..
Malda	62	26	..	..	..	..	..	..
Murshidabad	108	90	..	..	..	..	..	..
Nadia	134	67	..	..	..	..	..	..
24-Parganas	1,057	1,721	1	1	1	2	1	2
Calcutta	3,561	504	1	19	11	5	182	43
Burdwan Division	**2,357**	**1,250**	..	**1**	..	**4**	**31**	**6**
Howrah	183	103	..	..	..	..	9	..
Hooghly	539	239	..	..	..	..	..	..
Burdwan	1,371	658	..	1	..	3	4	5
Birbhum	16	9	..	..	..	..	7	..
Bankura	19	19	..	..	..	..	..	1
Midnapore	156	144	..	..	..	..	..	..
Purulia	73	78	..	..	..	..	..	..
SIKKIM	..	**4**	..	..	..	1	11	..
						..	**1,107**	**171**

INDIAN NATIONALS

countries in Asia beyond India (including U.S.S.R.)

Burma		Ceylon		China		Nepal	
Males	Females	Males	Females	Males	Females	Males	Females
10	11	12	13	14	15	16	17
144	**142**	**20**	**14**	**1,405**	**1,353**	**7,800**	**3,662**
111	**117**	**10**	**10**	**1,370**	**1,293**	**6,114**	**3,293**
50	18	..	..	122	75	975	225
3	..	..	..	115	75	2,987	2,389
..	5	..	..	6	..	38	26
..	..	..	..	..	..	40	4
..	..	..	..	..	..	13	1
..	..	..	..	..	..	43	3
..	..	..	..	..	..	26	5
3	13	..	..	212	35	266	166
55	81	10	10	915	1,108	1,726	474
33	25	10	4	35	60	1,686	369
5	2	..	..	4	..	774	55
5	4	1	..	10	22	191	68
22	16	..	..	15	34	622	187
1	2	9	4	6	4	25	8
..	1	..	..	..	..	26	16
..	..	..	..	..	..	9	5
..	..	..	..	..	..	39	30
..	1	..	..	..	..	4,205	1,324

Nationals of countries in Europe (excluding U.S.S.R.)

Total			U. K. (including N. Ireland)		Ireland		Elsewhere	
Persons	Males	Females	Males	Females	Males	Females	Males	Females
26	27	28	29	30	31	32	33	34
5,138	**3,241**	**1,897**	**2,538**	**1,658**	**15**	**64**	**688**	**175**
4,512	**2,822**	**1,690**	**2,230**	**1,496**	**7**	**56**	**585**	**138**
315	150	156	118	142	5	10	36	4
224	142	82	132	78	..	..	10	4
..	..	..	..	..	..	..	..	..
2	2	..	..	..	..	..	2	..
2	..	2	..	..	..	..	..	2
6	2	4	..	..	..	..	2	4
7	6	1	..	1	..	..	6	..
187	123	64	105	60	..	..	18	4
3,769	2,388	1,381	1,875	1,215	2	46	511	120
626	**419**	**207**	**308**	**162**	**8**	**8**	**103**	**37**
29	18	11	17	8	..	..	1	3
197	145	52	129	32	..	..	16	20
383	248	135	157	117	8	8	83	10
3	1	2	..	..	..	..	1	2
8	3	5	3	4	..	..	..	1
5	4	1	2	.	..	..	2	1
1	..	1	..	1	..	..	..	..
1	1	..	1	..	..	..	..	..

TABLE D-I—NON-INDIAN NATIONALS—*contd.*

State/Division/District	Nationals of countries in Two Americas—*contd.*						Nationals of countries in Oceania						Nationality not stated	
	Canada		U. S. A.		Elsewhere		Total			Australia		New Zealand		Elsewhere	
	Persons	Males	Females	Males	Females	Males	Females	Males	Females	Males	Females	Males	Females	Males	Females
1	35	36	37	38	39	40	41	42	43	44	45	46	47	48	49	50
WEST BENGAL	22	20	2	..	..	..	..	..	..	15	..	5	2	225	119	106
Presidency Division	20	19	1	..	..	..	..	..	..	15	..	4	1	193	105	88
Darjeeling	..	..	..	..	..	..	..	..	..	..	..	..	..	24	21	3
Jalpaiguri	..	..	..	..	..	..	..	..	..	..	..	..	..	1	1	..
Cooch Behar	..	..	..	..	..	..	..	..	..	..	..	..	..	..	..	..
West Dinajpur	..	..	..	..	..	..	..	..	..	..	..	..	..	4	2	2
Malda	..	..	..	..	..	..	..	..	..	..	..	..	..	..	..	..
Murshidabad	..	..	..	..	..	..	..	..	..	..	..	..	..	..	..	..
Nadia	..	..	..	..	..	..	..	..	..	..	..	..	..	3	1	2
24-Parganas	..	..	..	..	..	..	..	..	..	..	..	..	..	2	1	1
Calcutta	20	19	1	..	..	..	..	..	..	15	..	4	1	159	79	80
Burdwan Division	2	1	1	..	..	..	..	..	..	..	..	1	1	32	14	18
Howrah	1	1	..	..	..	..	..	..	..	..	..	1	..	15	6	9
Hooghly	1	..	1	..	..	..	..	..	..	..	..	..	1	3	1	2
Burdwan	..	..	..	..	..	..	..	..	..	..	..	..	..	3	2	1
Birbhum	..	..	..	..	..	..	..	..	..	..	..	..	..	4	2	2
Bankura	..	..	..	..	..	..	..	..	..	..	..	..	..	..	..	..
Midnapore	..	..	..	..	..	..	..	..	..	..	..	..	..	..	..	..
Purulia	..	..	..	..	..	..	..	..	..	..	..	..	..	7	3	4
SIKKIM	..	..	..	..	..	..	..	..	..	..	..	..	..	..	..	..

State/Division/District	Nationals of countries in Two Americas									Nationals of countries in Africa						Nationals of countries in Two Americas		
	Canada		U. S. A.		Elsewhere		Total			Mozambique		Union of South Africa		Elsewhere		Total		
	Persons	Males	Females	Males	Females	Males	Females	Males	Females	Males	Females	Males	Females	Males	Females	Persons	Males	Females
1	51	52	53	54	55	56	57	58	59	60	61	62	63	64	65	66	67	
WEST BENGAL	8	9	107	94	4	3	54	27	27	25	23	2	4	..	..	21	..	
Presidency Division	5	7	97	80	3	1	53	26	27	24	23	2	4	..	..	..	..	
Darjeeling	13	1	18	2	..	..	31	18	18	11	16	2	2	..	..	..	..	
Jalpaiguri	..	..	1	..	..	..	..	..	..	..	..	..	..	..	..	..	..	
Cooch Behar	..	..	..	..	..	..	..	..	..	..	..	..	..	..	..	..	..	
West Dinajpur	..	..	2	2	..	..	..	..	..	..	..	..	..	..	..	..	..	
Malda	..	..	..	..	..	..	..	..	..	..	..	..	..	..	..	..	..	
Murshidabad	..	..	..	..	..	..	..	..	..	..	..	..	..	..	..	..	..	
Nadia	..	..	1	2	..	..	1	..	1	..	..	..	1	..	..	..	..	
24-Parganas	..	..	1	1	..	..	..	..	..	..	..	..	..	..	..	..	..	
Calcutta	2	6	74	73	3	1	21	13	8	13	7	..	1	..	..	..	..	
Burdwan Division	3	2	10	14	1	2	1	1	..	1	..	..	..	..	..	21	..	
Howrah	..	..	6	9	..	..	..	..	..	..	..	..	..	..	..	..	..	
Hooghly	..	..	..	..	1	2	..	..	..	..	..	..	..	..	..	21	..	
Burdwan	..	..	2	1	..	..	1	1	..	1	..	..	..	..	..	..	..	
Birbhum	..	..	2	2	..	..	..	..	..	..	..	..	..	..	..	..	..	
Bankura	..	..	..	..	..	..	..	..	..	..	..	..	..	..	..	..	..	
Midnapore	..	..	..	..	..	..	..	..	..	..	..	..	..	..	..	..	..	
Purulia	3	2	..	2	..	..	..	..	..	..	..	..	..	..	..	..	..	
SIKKIM	..	..	..	..	..	..	..	..	..	..	..	..	..	..	..	..	..	

APPENDIX TO TABLE D-I

Name of Countries included under 'Elsewhere' in the Table

Name of Country	State/District	Population		
		Persons	Males	Females
1	2	3	4	5
WEST BENGAL				
I. ELSEWHERE IN ASIA BEYOND INDIA (INCLUDING U.S.S.R.)				
Tibet	West Bengal	2,858	1,702	1,156
	Darjeeling	2,108	1,024	1,084
	Jalpaiguri	721	673	48
	Calcutta	27	3	24
	Birbhum	2	2	..
Bhutan	West Bengal	210	188	22
	Darjeeling	172	160	12
	Jalpaiguri	37	27	10
	Howrah	1	1	..
Japan	West Bengal	156	142	14
	Calcutta	143	129	14
	Birbhum	3	3	..
	Purulia	10	10	..
Iran	West Bengal	32	20	12
	Darjeeling	4	4	..
	24-Parganas	3	1	2
	Calcutta	7	2	5
	Howrah	8	8	..
	Burdwan	9	4	5
	Purulia	1	1	..
Philippines	West Bengal	31	31	..
	Calcutta	31	31	..
Indonesia	West Bengal	10	9	1
	Jalpaiguri	1	..	1
	Calcutta	9	9	..
Thailand	West Bengal	9	9	..
	Calcutta	7	7	..
	Birbhum	2	2	..
Combodia	West Bengal	1	..	1
	Bankura	1	..	1
Iraq	West Bengal	1	1	..
	Calcutta	1	1	..
Unspecified	West Bengal	5	1	4
	Darjeeling	5	1	4

APPENDIX TO TABLE D-I—*contd.*

Name of Countries included under 'Elsewhere' in the Table

Name of Country	State/District	Population		
		Persons	Males	Females
1	2	3	4	5
WEST BENGAL—*contd.*				
II. ELSEWHERE IN EUROPE (EXCLUDING U.S.S.R.).				
Greece	West Bengal	148	141	7
	Calcutta	148	141	7
Germany Unspecified	West Bengal	132	100	32
	Darjeeling	1	1	..
	24-Parganas	1	..	1
	Calcutta	90	64	26
	Howrah	2	1	1
	Burdwan	37	33	4
	Birbhum	1	1	..
Netherlands	West Bengal	125	116	9
	Nadia	1	1	..
	24-Parganas	3	..	3
	Calcutta	121	115	6
Norway	West Bengal	107	97	10
	Murshidabad	6	2	4
	Calcutta	84	80	4
	Burdwan	17	15	2
France	West Bengal	85	66	19
	Darjeeling	1	..	1
	Calcutta	47	32	15
	Burdwan	33	32	1
	Bankura	1	..	1
	Midnapore	3	2	1
Italy	West Bengal	69	27	42
	Darjeeling	4	4	..
	Jalpaiguri	7	7	..
	West Dinajpur	1	1	..
	Nadia	4	4	..
	Calcutta	50	11	39
	Howrah	1	..	1
	Hooghly	2	..	2
Spain	West Bengal	35	28	7
	Darjeeling	11	11	..
	Jalpaiguri	4	..	4
	Nadia	1	1	..
	Calcutta	19	16	3

APPENDIX TO TABLE D-I—*contd.*

Name of Countries included under 'Elsewhere' in the Table

Name of Country	State/District	Population		
		Persons	Males	Females
1	2	3	4	5
	WEST BENGAL—*contd.*			
II. ELSEWHERE IN EUROPE (EXCLUDING U.S.S.R.)—*contd.*				
Yugoslavia	West Bengal	28	25	3
	Calcutta	22	22	..
	Burdwan	6	3	3
Denmark	West Bengal	21	18	3
	Malda	2	..	2
	Calcutta	19	18	1
Belgium	West Bengal	17	11	6
	Darjeeling	8	8	—
	Jalpaiguri	2	2	—
	24-Parganas	1	1	—
	Calcutta	5	..	5
	Howrah	1	—	1
Sweden	West Bengal	17	9	8
	Darjeeling	2	2	—
	Calcutta	15	7	8
Austria	West Bengal	10	8	2
	Darjeeling	7	7	—
	Jalpaiguri	1	1	..
	Birbhum	2	..	2
Czechoslovakia	West Bengal	6	6	—
	24-Parganas	6	6	—
Poland	West Bengal	5	..	5
	Calcutta	5	..	5
Switzerland	West Bengal	5	2	3
	Darjeeling	3	1	2
	Hooghly	2	1	1
Hungary	West Bengal	3	3	..
	Calcutta	3	3	..
Portugal	West Bengal	2	1	1
	Calcutta	2	1	1
Germany (West)	West Bengal	1	1	..
	24-Parganas	1	1	..
Malta	West Bengal	1	1	..
	[illegible]	1	1	—

APPENDIX TO TABLE D-I—*concld.*

Name of Countries included under 'Elsewhere' in the Table

Name of Country	State/District	Population		
		Persons	Males	Females
1	2	3	4	5
	WEST BENGAL—*concld.*			
II. ELSEWHERE IN EUROPE (EXCLUDING U.S.S.R.)—*concld.*				
Unspecified	West Bengal	46	28	18
	Darjeeling	3	2	1
	24-Parganas	10	10	..
	Calcutta	1	1	..
	Hooghly	32	15	17
III. ELSEWHERE IN AFRICA				
Nigeria	West Bengal	3	3	..
	Calcutta	2	2	..
	Howrah	1	1	..
Uganda	West Bengal	1	1	..
	Calcutta	1	1	..
U. A. R. (Egypt)	West Bengal	1	..	1
	Calcutta	1	..	1
Unspecified	West Bengal	2	1	1
	Calcutta	1	1	..
	Hooghly	1	..	1
IV. ELSEWHERE IN TWO AMERICAS				
Unspecified	West Bengal	7	4	3
	Calcutta	4	3	1
	Hooghly	3	1	2
	SIKKIM			
I. ELSEWHERE IN ASIA BEYOND INDIA (INCLUDING U.S.S.R.)				
Tibet	Sikkim	1,270	1,102	168
Bhutan	Sikkim	8	5	3

D-II

PLACE OF BIRTH

TABLE D-II—PLACE OF BIRTH

This table corresponds to Union Table D-IV of the 1951 Census. A table classifying the population according to places of birth is usually prepared for all Censuses. A time honoured practice of the Indian Census is to obtain migration figures from the table relating to place of birth. An additional question was asked in the 1961 Census to determine the period of stay of a migrant at the place of enumeration. Table D-III, a new table for the 1961 Census, has been prepared on the basis of duration of stay of a migrant at the place of enumeration.

2. Another important change in birth place data introduced in the 1961 Census is the classification of places of birth into Rural, Urban and Unclassifiable areas. The benefit accruing from this change is that inter-migration between rural and urban areas can be studied because places of enumeration have also been classified into rural and urban areas. A person has been treated as born in an urban area if the place of his birth was considered a town at the time of the enumeration, even if it was not so considered at his birth.

3. In the table figures have been presented down to the district level. For economy in space, the main table shows only some important countries, while the rest are shown in a Supplement. The countries of each continent which are shown in the main table are given in the statement below, the *total* of the returns for the remaining countries is shown in the main table against 'Elsewhere'. The details of 'Elsewhere' appear in the Supplement.

4. Persons born in Sikkim have been treated as persons born in India.

STATEMENT

List of Countries appearing in the Main Table

(B) Born in Countries in Asia beyond India (including U.S.S.R.)
- Afghanistan
- Burma
- Ceylon
- China
- Nepal
- Pakistan
- Singapore, Malaya and British Borneo
- U.S.S.R.
- Elsewhere

(C) Countries in Europe (excluding U.S.S.R.)
- U.K. (including N. Ireland)
- Ireland
- Elsewhere

(D) Countries in Africa
- Kenya
- Mauritius
- Mozambique
- Union of South Africa
- Elsewhere

(E) Countries in Two Americas
- Canada
- U.S.A.
- Elsewhere

(F) Countries in Oceania
- Australia
- New Zealand
- Elsewhere

TABLE D-II—PLACE OF BIRTH

Country/State where born	Rural Urban Unclassifiable	Enumerated in Rural or Urban Area of WEST BENGAL — Total Persons	Total Males	Total Females	Rural Persons	Rural Males	Rural Females	Urban Persons	Urban Males	Urban Females
1	2	3	4	5	6	7	8	9	10	11
TOTAL POPULATION		**34,926,279**	**18,599,144**	**16,327,135**	**26,385,437**	**13,579,044**	**12,806,393**	**8,540,842**	**5,020,100**	**3,520,742**
A. Born in India	*R*	*26,632,043*	*14,048,760*	*12,583,283*	*24,518,864*	*12,624,106*	*11,894,758*	*2,113,179*	*1,424,654*	*688,525*
	U	*5,034,166*	*2,771,352*	*2,262,814*	*231,965*	*95,272*	*136,693*	*4,802,201*	*2,676,080*	*2,126,121*
	Uc.	*14,045*	*4,500*	*9,545*	*9,388*	*2,076*	*7,312*	*4,657*	*2,424*	*2,233*
I. Within the State of Enumeration	R	24,777,074	12,734,026	12,043,048	23,859,930	12,227,657	11,632,273	917,144	506,369	410,775
	U	4,653,493	2,516,188	2,137,305	199,060	76,348	122,712	4,454,433	2,439,840	2,014,593
	Uc.	10,833	2,469	8,364	8,515	1,527	6,988	2,318	942	1,376
(a) Born in place of Enumeration	R	18,009,594	10,910,043	7,099,551	18,009,594	10,910,043	7,099,551	..	..	..
	U	3,932,022	2,172,198	1,759,824	..	..	..	3,932,022	2,172,198	1,759,824
(b) Born elsewhere in the District of Enumeration	R	5,508,178	1,265,860	4,242,318	5,097,628	1,061,819	4,035,809	410,550	204,041	206,509
	U	304,236	137,566	166,670	100,768	35,218	65,550	203,468	102,348	101,120
	Uc.	8,346	1,472	7,074	7,612	1,196	6,416	934	276	658
(c) Born in other Districts of the State	R	1,259,302	558,123	701,179	752,708	255,795	496,913	506,594	302,328	204,266
	U	417,235	266,424	210,811	98,292	41,130	57,162	318,943	165,294	153,649
	Uc.	2,287	997	1,290	903	331	572	1,384	666	718
II. States in India beyond the State of Enumeration	R	1,854,069	1,314,734	540,235	658,934	396,449	262,485	1,196,035	918,285	277,750
	U	380,673	255,164	125,509	32,905	18,924	13,981	347,768	236,240	111,528
	Uc.	3,212	2,031	1,181	873	549	324	2,339	1,482	857
Andhra Pradesh	R	17,733	9,620	8,113	2,374	1,520	854	15,359	8,100	7,259
	U	7,356	4,083	3,273	540	322	218	6,816	3,761	3,055
	Uc.	27	16	11	11	9	2	16	7	9
Assam	R	33,097	18,217	14,880	20,466	10,650	9,816	12,631	7,567	5,064
	U	14,712	7,812	6,900	3,390	1,819	1,571	11,322	5,993	5,329
	Uc.	93	56	37	61	45	16	32	11	21
Bihar	R	1,177,479	824,625	352,854	509,446	299,818	209,628	668,033	524,807	143,226
	U	171,416	119,091	52,325	15,797	8,652	7,145	155,619	110,439	45,180
	Uc.	1,704	998	706	502	261	241	1,202	737	465
Gujarat	R	11,657	7,179	4,478	764	520	244	10,893	6,659	4,234
	U	6,707	3,725	2,982	249	164	85	6,458	3,561	2,897
	Uc.	1	8	10	3	2	1	15	6	9
Jammu and Kashmir	R	1,187	726	461	232	112	120	955	614	341
	U	993	419	574	41	29	12	952	390	562
	Uc.	2	..	2	2	..	2	..	..	..
Kerala	R	7,074	5,284	1,790	656	550	106	6,418	4,728	1,690
	U	5,336	3,775	1,561	305	234	71	5,031	3,541	1,490
	Uc.	9	4	5	2	1	1	7	3	4

Continued to page 36.

Enumerated in Rural or Urban Area of *Presidency Division* — Total Persons	Total Males	Total Females	Rural Persons	Rural Males	Rural Females	Urban Persons	Urban Males	Urban Females
12	13	14	15	16	17	18	19	20
18,760,996	**10,146,740**	**8,614,256**	**12,835,297**	**6,640,478**	**6,194,819**	**5,925,699**	**3,506,262**	**2,419,437**
12,657,079	*6,789,109*	*5,867,970*	*11,320,806*	*5,854,332*	*5,466,474*	*1,336,273*	*934,777*	*401,496*
3,314,585	*1,841,354*	*1,473,231*	*83,829*	*35,415*	*48,414*	*3,230,756*	*1,805,939*	*1,424,817*
9,907	*2,748*	*7,159*	*6,969*	*1,450*	*5,519*	*2,938*	*1,298*	*1,640*
11,510,602	5,945,926	5,564,676	10,986,739	5,650,412	5,336,327	523,863	295,514	228,349
3,060,913	1,662,410	1,398,503	72,423	29,197	43,226	2,988,490	1,633,213	1,355,277
7,734	1,470	6,264	6,402	1,107	5,295	1,332	363	969
8,476,870	4,997,305	3,479,565	8,476,870	4,997,305	3,479,565	..	..	..
2,692,968	1,470,964	1,222,004	..	..	..	2,692,968	1,470,964	1,222,004
2,306,862	615,038	1,781,824	2,223,221	530,837	1,692,384	173,641	84,201	89,440
140,004	66,689	73,315	36,371	12,836	23,535	103,633	53,853	49,780
6,598	1,052	5,546	5,989	940	5,049	609	112	497
636,870	333,583	303,287	286,648	122,270	164,378	350,222	211,313	138,909
227,941	124,757	103,184	36,052	16,361	19,691	191,889	108,396	83,493
1,136	418	718	413	167	246	723	251	472
1,146,477	843,183	303,294	334,067	203,920	130,147	812,410	639,263	173,147
253,072	178,944	74,728	11,406	6,218	5,188	242,266	172,726	69,540
2,173	1,278	895	567	343	224	1,606	935	671
7,073	4,764	2,309	455	364	91	6,618	4,400	2,218
3,284	2,330	954	69	51	18	3,215	2,279	936
17	11	6	7	7	..	10	4	6
29,596	16,051	13,545	19,247	10,000	9,247	10,349	6,051	4,298
11,784	6,120	5,655	2,809	1,512	1,297	8,975	4,617	4,358
51	22	29	29	14	15	22	8	14
719,964	528,970	190,994	266,954	162,025	104,929	453,010	366,945	86,065
109,068	81,945	27,123	4,406	2,293	2,113	104,662	79,652	25,010
1,092	558	534	304	139	165	788	419	369
9,533	5,657	3,876	144	73	71	9,389	5,584	3,805
5,346	2,959	2,387	31	18	13	5,315	2,941	2,374
15	6	9	..	..	..	15	6	9
907	674	233	210	98	112	697	576	121
545	352	193	17	11	6	528	341	187
2	..	2	2	..	2	..	..	..
5,530	4,249	1,281	236	220	16	5,294	4,029	1,265
4,186	3,002	1,184	104	89	15	4,082	2,913	1,169
7	3	4	..	..	..	7	3	4

Continued to page 37.

TABLE D-II—PLACE OF BIRTH—*contd.*

Country/State where born	Rural Urban Unclassifiable	Enumerated in Rural or Urban Area of Darjeeling District: Total Persons	Total Males	Total Females	Rural Persons	Rural Males	Rural Females	Urban Persons	Urban Males	Urban Females	Enumerated in Rural or Urban Area of Jalpaiguri District: Total Persons	Total Males	Total Females	Rural Persons	Rural Males	Rural Females	Urban Persons	Urban Males	Urban Females
1	2	21	22	23	24	25	26	27	28	29	30	31	32	33	34	35	36	37	38
TOTAL POPULATION		**624,640**	**335,036**	**289,604**	**480,003**	**251,497**	**228,506**	**144,637**	**83,539**	**61,098**	**1,359,292**	**733,339**	**625,953**	**1,235,478**	**663,298**	**572,180**	**123,814**	**70,041**	**53,773**
A. Born in India	*R*	*450,249*	*239,836*	*210,413*	*420,857*	*219,313*	*201,544*	*29,392*	*20,523*	*8,869*	*1,033,809*	*554,196*	*479,613*	*1,011,299*	*538,499*	*472,800*	*22,510*	*15,697*	*6,813*
	U	*85,021*	*45,308*	*39,713*	*6,593*	*3,427*	*3,166*	*78,428*	*41,881*	*36,547*	*63,558*	*33,832*	*29,726*	*9,744*	*5,226*	*4,518*	*53,814*	*28,606*	*25,208*
	Uc.	*628*	*442*	*186*	*589*	*429*	*160*	*39*	*13*	*26*	*239*	*140*	*99*	*239*	*140*	*99*	..	..	..
I. Within the State of Enumeration	R	391,386	200,238	191,148	381,312	195,192	186,120	10,074	5,046	5,028	880,088	457,942	422,146	871,207	452,642	418,565	8,881	5,300	3,581
	U	77,105	40,774	36,331	4,879	2,475	2,404	72,226	38,299	33,927	58,470	30,825	27,645	6,719	3,345	3,374	51,751	27,480	24,271
	Uc.	420	317	103	411	317	94	9	..	9	136	55	81	136	55	81	..	..	..
(a) Born in place of Enumeration	R	323,787	169,645	154,142	323,787	169,645	154,142	..	..	..	684,181	367,698	316,483	684,181	367,698	316,483	..	..	..
	U	62,813	33,405	29,408	..	..	..	62,813	33,405	29,408	47,151	24,853	22,298	..	..	..	47,151	24,853	22,298
(b) Born elsewhere in the District of Enumeration	R	59,077	25,977	33,100	51,093	22,290	28,803	7,984	3,687	4,297	169,995	77,553	92,442	164,257	74,462	89,795	5,738	3,091	2,647
	U	9,321	4,654	4,667	3,944	1,957	1,987	5,377	2,697	2,680	3,702	1,740	1,962	2,626	1,192	1,434	1,076	548	528
	Uc.	392	315	77	383	315	68	9	..	9	86	49	37	86	49	37	..	..	..
(c) Born in other District of the State	R	8,522	4,616	3,906	6,432	3,257	3,175	2,090	1,359	731	25,912	12,691	13,221	22,769	10,482	12,287	3,143	2,209	934
	U	4,971	2,715	2,256	935	518	417	4,036	2,197	1,839	7,617	4,232	3,385	4,093	2,153	1,940	3,524	2,079	1,445
	Uc.	28	2	26	28	2	26	..	..	..	50	6	44	50	6	44	..	..	..
II. States in India beyond the State of Enumeration	R	58,863	39,598	19,265	39,545	24,121	15,424	19,318	15,477	3,841	153,721	96,254	57,467	140,092	85,857	54,235	13,629	10,397	3,232
	U	7,916	4,534	3,382	1,714	952	762	6,202	3,582	2,620	5,088	3,007	2,081	3,025	1,881	1,144	2,063	1,126	937
	Uc.	208	125	83	178	112	66	30	13	17	103	85	18	103	85	18	..	..	..
Andhra Pradesh	R	86	71	15	38	36	2	48	35	13	236	179	57	229	179	50	7	..	7
	U	30	21	9	2	..	2	28	21	7	50	44	6	43	38	5	7	6	1
	Uc.	..	..	..	..	..	..	..	..	..	7	7	..	7	7	..	..	..	..
Assam	R	3,599	1,832	1,767	2,967	1,516	1,451	632	316	316	10,947	5,720	5,227	9,143	4,819	4,324	1,804	901	903
	U	1,177	523	654	346	134	212	831	389	442	2,059	1,093	966	1,351	823	523	708	265	443
	Uc.	4	1	3	3	..	3	1	1	..	7	6	1	7	6	1	..	..	..
Bihar	R	37,637	26,212	11,425	25,573	16,126	9,447	12,064	10,086	1,978	125,816	78,519	47,297	116,281	70,847	45,434	9,535	7,672	1,863
	U	2,615	1,541	1,074	439	287	152	2,176	1,254	922	1,430	970	460	727	471	256	703	499	204
	Uc.	35	8	27	34	7	27	1	1	..	75	63	12	75	63	12	..	..	..
Gujarat	R	36	7	29	14	1	13	22	6	16	62	36	26	28	10	18	34	26	8
	U	21	9	12	6	1	5	15	8	7	19	18	1	4	4	..	15	14	1
	Uc.	..	..	..	..	..	..	..	..	..	..	..	..	..	..	..	..	..	..
Jammu and Kashmir	R	38	31	7	5	2	3	33	29	4	195	91	104	195	91	104	..	..	..
	U	24	21	3	1	1	..	23	20	3	9	8	1	9	8	1	..	..	..
	Uc.	2	..	2	2	..	2	..	..	..	..	..	..	..	..	..	..	..	..
Kerala	R	222	106	26	120	116	4	102	80	22	34	31	3	31	29	2	3	2	1
	U	120	85	35	69	63	6	51	22	29	13	8	5	10	8	2	3	..	3
	Uc.	..	..	..	..	..	..	..	..	..	..	..	..	..	..	..	..	..	..

Continued to page 38.

Continued to page 39.

TABLE D-II—PLACE

Country/State where born	Rural Urban Unclassifiable	Enumerated in Rural or Urban Area of Cooch Behar District — Total Persons	Total Males	Total Females	Rural Persons	Rural Males	Rural Females	Urban Persons	Urban Males	Urban Females
1	2	39	40	41	42	43	44	45	46	47
TOTAL POPULATION		1,019,806	539,694	480,112	948,360	499,414	448,946	71,446	40,280	31,166
A. Born in India	*R*	*725,755*	*379,111*	*346,644*	*714,273*	*372,308*	*341,965*	*11,482*	*6,803*	*4,679*
	U	*37,091*	*17,022*	*20,069*	*2,577*	*1,137*	*1,440*	*34,514*	*15,885*	*18,629*
	Uc.	*176*	*58*	*118*	*176*	*58*	*118*	..	..	..
I. Within the State of Enumeration	R	699,639	359,236	340,403	695,148	357,344	337,804	4,491	1,892	2,599
	U	33,716	15,124	18,622	2,220	947	1,282	31,517	14,177	17,340
	Uc.	145	37	108	145	37	108	..	..	..
(*a*) Born in place of Enumeration	R	566,627	312,470	254,157	566,627	312,470	254,157	..	..	..
	U	27,068	12,625	14,443	..	..	..	27,068	12,625	14,443
(*b*) Born elsewhere in the District of Enumeration	R	123,766	42,345	81,421	120,667	41,207	79,460	3,099	1,138	1,961
	U	4,334	1,463	2,871	1,785	734	1,051	2,549	729	1,820
	Uc.	132	33	99	132	33	99	..	..	..
(*c*) Born in other Districts of the State	R	9,246	4,421	4,825	7,854	3,667	4,187	1,392	754	638
	U	2,344	1,036	1,308	444	213	231	1,900	823	1,077
	Uc.	13	4	9	13	4	9	..	..	..
II. States in India beyond the State of Enumeration	R	26,116	19,875	6,241	19,125	14,964	4,161	6,991	4,911	2,080
	U	3,345	1,898	1,447	348	190	158	2,997	1,708	1,289
	Uc.	31	21	10	31	21	10	..	..	..
Andhra Pradesh	R	165	83	82	33	33	..	132	50	82
	U	11	7	4	2	2	..	9	5	4
	Uc.	..	..	..	..	..	..	..	..	..
Assam	R	5,789	2,860	2,929	5,199	2,631	2,568	590	229	361
	U	594	199	395	154	73	81	440	126	314
	Uc.	13	7	6	13	7	6	..	..	..
Bihar	R	16,020	14,790	2,130	12,674	11,408	1,266	4,246	3,382	864
	U	1,332	799	533	96	59	37	1,236	740	496
	Uc.	17	13	4	17	13	4	..	..	..
Gujarat	R	30	23	7	1	1	..	29	22	7
	U	21	10	11	1	..	1	20	10	10
	Uc.	..	..	..	..	..	..	..	..	..
Jammu and Kashmir	R	2	1	1	..	..	..	2	1	1
	U	1	1	..	..	..	..	1	1	..
	Uc.	..	..	..	..	..	..	..	..	..
Kerala	R	5	3	2	..	..	..	5	3	2
	U	1	1	..	..	..	..	1	1	..
	Uc.	..	..	..	..	..	..	..	..	..

Continued to page 40.

OF BIRTH—*contd.*

Enumerated in Rural or Urban Area of West Dinajpur District — Total Persons	Total Males	Total Females	Rural Persons	Rural Males	Rural Females	Urban Persons	Urban Males	Urban Females
48	49	50	51	52	53	54	55	56
1,323,707	694,372	629,425	1,224,828	640,029	584,799	98,969	54,343	44,626
1,105,165	*583,413*	*521,752*	*1,090,023*	*573,310*	*516,713*	*15,142*	*10,103*	*5,039*
38,648	*20,097*	*18,551*	*2,382*	*1,244*	*1,138*	*36,266*	*18,853*	*17,413*
3,370	*114*	*3,256*	*3,358*	*113*	*3,245*	*12*	*1*	*11*
1,047,145	547,869	499,276	1,041,336	544,840	496,496	5,809	3,029	2,780
35,459	18,197	17,262	1,588	787	801	33,871	17,410	16,461
3,252	76	3,176	3,245	76	3,169	7	..	7
800,099	473,031	327,068	800,099	473,031	327,068	..	..	..
31,203	16,130	15,073	..	..	..	31,203	16,130	15,073
213,807	59,515	154,292	210,209	57,541	152,668	3,598	1,974	1,624
1,705	797	908	855	437	418	850	360	490
3,212	61	3,151	3,209	61	3,148	3	..	3
33,239	15,323	17,916	31,028	14,268	16,760	2,211	1,055	1,156
2,551	1,270	1,281	733	350	383	1,818	920	898
40	15	25	36	15	21	4	..	4
52,020	35,544	22,476	48,687	28,470	20,217	9,333	7,074	2,259
3,189	1,900	1,289	794	457	337	2,395	1,443	952
118	38	80	113	37	76	5	1	4
13	3	10	10	1	9	3	2	1
..	..	..	..	..	..	..	..	..
..	..	..	..	..	..	..	..	..
572	343	229	216	108	108	356	235	121
238	123	115	27	12	15	211	111	100
	..	..	..		..	..	..	..
53,094	31,948	21,146	46,119	26,734	19,385	6,975	5,214	1,761
2,100	1,226	874	521	286	235	1,579	940	639
111	31	80	107	31	76	4	..	4
46	18	28	28	..	28	18	18	..
..	..	..	..	..	..	..	..	..
..	..	..	..	..	..	..	..	..
1	1	..	1	1	..	..	..	..
3	2	1	1	..	1	2	2	..
..	..	..	..	..	..	..	..	..
2	2	..	..	..	..	2	2	..
..	..	..	..	..	..	..	..	..
..	..	..	..	..	..	..	..	..

Continued page 41.

TABLE D-II—PLACE OF BIRTH—*contd.*

Country/State where born	Rural Urban Unclassifiable	Enumerated in Rural or Urban Area of Malda District — Total Persons	Total Males	Total Females	Rural Persons	Rural Males	Rural Females	Urban Persons	Urban Males	Urban Females
1	2	57	58	59	60	61	62	63	64	65
TOTAL POPULATION		**1,221,923**	**621,990**	**599,933**	**1,171,138**	**594,880**	**576,258**	**50,785**	**27,110**	**23,675**
A. Born in India	*R*	*1,114,442*	*566,955*	*547,487*	*1,107,457*	*563,341*	*544,116*	*6,985*	*3,614*	*3,371*
	U	*37,607*	*19,358*	*18,249*	*3,747*	*1,489*	*2,258*	*33,860*	*17,869*	*15,991*
	Uc.	*861*	*170*	*691*	*861*	*170*	*691*	..	..	..
I. Within the State of Enumeration	R	1,085,712	554,285	531,427	1,081,511	552,127	529,384	4,201	2,158	2,043
	U	35,400	18,362	17,038	2,929	1,167	1,762	32,471	17,195	15,276
	Uc.	771	115	656	771	115	656	..	..	..
(*a*) Born in place of Enumeration	R	837,237	493,960	343,277	837,237	493,960	343,277	..	..	..
	U	29,398	15,468	13,930	..	..	..	29,398	15,468	13,930
(*b*) Born elsewhere in the District of Enumeration	R	231,830	53,466	178,364	228,944	52,101	176,843	2,886	1,365	1,521
	U	3,008	1,561	1,447	1,585	556	1,029	1,423	1,005	418
	Uc.	730	103	627	730	103	627	..	..	..
(*c*) Born in other Districts of the State	R	16,645	6,859	9,786	15,330	6,066	9,264	1,315	793	522
	U	2,994	1,333	1,661	1,344	611	733	1,650	722	928
	Uc.	41	12	29	41	12	29	..	..	..
II. States in India beyond the State of Enumeration	R	28,730	12,670	16,060	25,946	11,214	14,732	2,784	1,456	1,328
	U	2,207	996	1,211	818	322	496	1,389	674	715
	Uc.	90	55	35	90	55	35	..	..	..
Andhra Pradesh	R	7	6	1	4	3	1	3	3	..
	U	6	6	..	5	5	..	1	1	..
	Uc.	..	..	..	..	..	..	..	..	..
Assam	R	144	78	66	117	72	45	27	6	21
	U	116	36	80	53	23	30	63	13	50
	Uc.	..	..	..	..	..	..	..	..	..
Bihar	R	25,511	10,821	14,690	23,695	9,664	14,031	1,816	1,157	659
	U	1,522	664	858	626	210	416	896	454	442
	Uc.	46	11	35	46	11	35	..	..	..
Gujarat	R	25	10	15	7	7	..	18	3	15
	U	9	..	9	..	..	..	9	..	9
	Uc.	..	..	..	..	..	..	..	..	..
Jammu and Kashmir	R	3	..	3	3	..	3	..	..	..
	U	2	2	..	..	..	..	2	2	..
	Uc.	..	..	..	..	..	..	..	..	..
Kerala	R	10	10	..	5	5	..	5	5	..
	U	17	17	..	..	..	..	17	17	..
	Uc.	..	..	..	..	..	..	..	..	..

Continued to page 42.

Enumerated in Rural or Urban Area of Murshidabad District — Total Persons	Total Males	Total Females	Rural Persons	Rural Males	Rural Females	Urban Persons	Urban Males	Urban Females
66	67	68	69	70	71	72	73	74
2,290,010	**1,160,283**	**1,129,727**	**2,094,546**	**1,058,496**	**1,036,050**	**195,464**	**101,787**	**93,677**
2,066,839	*1,043,363*	*1,023,476*	*2,030,660*	*1,027,767*	*1,002,893*	*36,179*	*15,596*	*20,583*
151,236	*79,905*	*71,331*	*10,132*	*4,003*	*6,129*	*141,104*	*75,902*	*65,202*
878	*224*	*654*	*825*	*171*	*654*	*53*	*53*	..
2,049,938	1,034,836	1,015,102	2,018,063	1,022,328	995,735	31,875	12,508	19,367
147,937	77,912	70,025	9,277	3,579	5,698	138,660	74,333	64,327
822	175	647	813	166	647	9	9	..
1,579,934	930,451	649,483	1,579,034	930,451	649,483	..	..	..
126,430	69,325	57,105	..	..	..	126,430	69,325	57,105
414,875	90,035	324,840	389,574	80,965	308,609	25,301	9,070	16,231
14,111	5,029	9,082	5,885	2,158	3,727	8,226	2,871	5,355
778	163	615	769	154	615	9	9	..
55,129	14,350	40,779	48,555	10,912	37,643	6,574	3,438	3,136
7,396	3,558	3,838	3,392	1,421	1,971	4,004	2,137	1,867
44	12	32	44	12	32	..	..	..
16,901	8,527	8,374	12,597	5,439	7,158	4,304	3,088	1,216
3,299	1,993	1,306	855	424	431	2,444	1,569	875
56	49	7	12	5	7	44	44	..
10	10	..	6	6	..	4	4	..
..	..	..	..	..	..	..	..	..
..	..	..	..	..	..	..	..	..
129	70	59	40	23	17	89	47	42
127	42	85	31	19	12	96	23	73
..	..	..	..	..	..	..	..	..
14,775	6,976	7,799	11,852	4,889	6,963	2,923	2,087	836
2,178	1,407	771	626	291	335	1,552	1,116	436
36	30	6	9	3	6	27	27	..
37	27	10	8	8	..	29	19	10
24	19	5	2	2	..	22	17	5
..	..	..	..	..	..	..	..	..
1	1	..	1	1	..	..	..	..
2	1	1	1	..	1	1	1	..
..	..	..	..	..	..	..	..	..
6	5	1	2	1	1	4	4	..
8	8	..	..	..	..	8	8	..
..	..	..	..	..	..	..	..	..

Continued to page 44.

TABLE D-II—PLACE OF BIRTH—*contd.*

Country/State where born	Rural Urban Unclassifiable	Enumerated in Rural or Urban Area of: Nadia District — Total Persons	Total Males	Total Females	Rural Persons	Rural Males	Rural Females	Urban Persons	Urban Males	Urban Females
1	2	75	76	77	78	79	80	81	82	83
TOTAL POPULATION		**1,713,324**	**879,430**	**833,894**	**1,397,986**	**716,264**	**681,722**	**315,338**	**163,166**	**152,172**
A. Born in India	*R*	*1,021,125*	*524,774*	*496,351*	*995,119*	*511,225*	*483,894*	*26,006*	*13,549*	*12,457*
	U	*184,380*	*95,197*	*88,883*	*17,192*	*7,333*	*9,859*	*167,188*	*88,164*	*79,024*
	Uc.	*766*	*287*	*479*	*670*	*251*	*419*	*96*	*36*	*60*
I. Within the State of Enumeration	R	998,883	508,415	490,468	980,257	500,686	479,571	18,626	7,729	10,897
	U	179,410	92,343	87,067	15,628	6,532	9,096	163,782	85,811	77,971
	Uc.	727	261	466	646	234	412	81	27	54
(*a*) Born in place of Enumeration	R	779,871	448,982	330,889	779,871	448,082	330,889	..	..	..
	U	146,878	78,201	68,677	..	..	..	146,878	78,201	68,677
(*b*) Born elsewhere in the District of Enumeration	R	169,235	42,485	126,750	159,581	38,622	120,959	9,654	3,863	5,791
	U	12,337	5,054	7,283	6,060	2,218	3,842	6,277	2,836	3,441
	Uc.	577	220	357	546	208	338	31	12	19
(c) Born in other Districts of the State	R	49,777	16,948	32,829	40,805	13,082	27,723	8,972	3,866	5,106
	U	20,195	9,088	11,107	9,568	4,314	5,254	10,627	4,774	5,853
	Uc.	150	41	109	100	26	74	50	15	35
II. States in India beyond the State of Enumeration	R	22,242	16,359	5,883	14,862	10,539	4,323	7,380	5,820	1,560
	U	4,970	3,154	1,816	1,564	801	763	3,406	2,353	1,053
	Uc.	39	26	13	24	17	7	15	9	6
Andhra Pradesh	R	6	3	3	4	3	1	2	..	2
	U	9	5	4	5	2	3	4	3	1
	Uc.	..	..	..	..	..	..	..	..	..
Assam	R	1,132	577	555	893	451	442	239	126	113
	U	805	422	383	459	237	222	346	185	161
	Uc	3	..	3	2	..	2	1	..	1
Bihar	R	14,480	11,119	3,361	9,431	6,968	2,463	5,049	4,151	898
	U	2,492	1,709	783	591	308	283	1,901	1,401	500
	Uc.	18	12	6	11	8	3	7	4	3
Gujarat	R	50	38	12	10	7	3	40	31	9
	U	35	14	21	6	..	6	29	14	15
	Uc.	..	..	..	..	..	..	..	..	..
Jammu and Kashmir	R	4	1	3	2	..	2	2	1	1
	U	1	1	..	..	..	..	1	1	..
	Uc.	..	..	..	..	..	..	..	..	..
Kerala	R	56	4	52	4	1	3	52	3	49
	U	26	8	18	4	..	4	22	8	14
	Uc.	..	..	..	..	..	..	..	..	..

Continued to page 44.

Enumerated in Rural or Urban Area of: 24-Parganas District — Total Persons	Total Males	Total Females	Rural Persons	Rural Males	Rural Females	Urban Persons	Urban Males	Urban Females
84	85	86	87	88	89	90	91	92
6,280,915	**3,366,805**	**2,914,110**	**4,282,958**	**2,216,600**	**2,066,358**	**1,997,957**	**1,150,205**	**347,752**
4,381,645	*2,328,574*	*2,053,071*	*3,951,118*	*2,048,569*	*1,902,549*	*430,527*	*280,005*	*150,522*
1,100,427	*621,240*	*479,187*	*31,462*	*11,556*	*19,906*	*1,068,965*	*609,684*	*459,281*
2,106	*731*	*1,375*	*251*	*118*	*133*	*1,855*	*613*	*1,242*
4,124,090	2,137,932	1,986,158	3,917,905	2,025,253	1,892,652	206,185	112,679	93,506
1,031,705	570,709	460,996	29,174	10,365	18,809	1,002,531	560,344	442,187
1,253	315	938	235	107	128	1,018	208	810
2,905,134	1,801,068	1,104,066	2,905,134	1,801,068	1,104,066	..	..	..
836,481	471,257	365,224	..	..	..	836,481	471,257	365,224
1,014,277	223,662	790,615	898,896	163,649	735,247	115,381	60,013	55,368
91,486	46,391	45,095	13,631	3,584	10,047	77,855	42,807	35,048
691	108	583	134	17	117	557	91	466
204,679	113,202	91,477	113,875	60,536	53,339	90,804	52,666	38,138
103,738	53,061	50,677	15,543	6,781	8,762	88,195	46,280	41,915
562	207	355	101	90	11	461	117	344
257,555	190,642	66,913	33,213	23,316	9,897	224,342	167,326	57,016
68,722	50,531	18,191	2,288	1,191	1,097	66,434	49,340	17,094
853	416	437	16	11	5	837	405	432
2,697	1,609	1,088	131	103	28	2,566	1,506	1,060
843	636	207	12	4	8	831	632	199
7	..	6	..	..	..	7	1	6
2,801	1,576	1,225	672	380	292	2,129	1,196	933
2,539	1,297	1,242	388	186	202	2,151	1,111	1,040
18	6	12	4	1	3	14	5	9
146,985	108,063	38,922	21,329	15,389	5,940	125,656	92,674	32,982
35,136	25,476	9,660	780	381	399	34,356	25,095	9,261
414	141	273	5	3	2	409	138	271
656	592	64	48	39	9	608	553	55
306	260	46	12	11	1	294	249	45
1	1	..	..	..	..	1	1	..
244	224	20	3	3	..	241	221	20
98	60	38	5	2	3	93	58	35
..	..	..	..	..	..	..	..	..
710	589	121	74	68	6	636	521	115
522	395	127	21	18	3	501	377	124
..	..	..	..	..	..	..	..	..

Continued to page 45.

TABLE D-II—PLACE

Country/State where born	Rural Urban Unclassifiable	Enumerated in Rural or Urban Area of: Calcutta Urban Persons	Calcutta Urban Males	Calcutta Urban Females	Burdwan Division Total Persons	Burdwan Division Total Males	Burdwan Division Total Females	Burdwan Division Rural Persons	Burdwan Division Rural Males	Burdwan Division Rural Females
1	2	93	94	95	96	97	98	99	100	101
TOTAL POPULATION		**2,927,289**	**1,815,791**	**1,111,498**	**16,165,283**	**8,452,404**	**7,712,879**	**13,550,140**	**6,938,566**	**6,611,574**
A. Born in India	*R*	*758,050*	*568,887*	*189,163*	*13,974,964*	*7,259,651*	*6,715,313*	*13,198,058*	*6,769,774*	*6,428,284*
	U	*1,616,617*	*909,095*	*707,522*	*1,719,581*	*929,998*	*789,583*	*118,136*	*59,857*	*88,279*
	Uc.	*883*	*582*	*301*	*4,138*	*1,752*	*2,386*	*2,419*	*626*	*1,793*
I. Within the State of Enumeration	R	233,721	145,173	88,548	13,266,472	6,788,100	6,478,372	12,873,191	6,577,245	6,295,946
	U	1,461,681	798,164	663,517	1,592,580	853,778	738,802	126,637	47,151	79,486
	Uc.	208	119	89	3,099	999	2,100	2,113	420	1,693
(a) Born in place of Enumeration	R	..	..	..	9,532,724	5,912,738	3,619,986	9,532,724	5,912,738	3,619,986
	U	1,385,546	749,700	635,846	1,239,054	701,234	537,820	..	..	..
(b) Born elsewhere in the District of Enumeration	R	..	..	..	3,111,316	650,822	2,460,494	2,874,407	530,982	2,343,425
	U	..	..	..	104,232	70,877	33,355	64,397	22,382	42,015
	Uc.	..	..	..	1,948	420	1,528	1,623	256	1,367
(c) Born in other Districts of the State	R	233,721	145,173	88,548	622,432	224,540	397,892	466,060	133,525	332,535
	U	76,135	48,464	27,671	189,294	81,667	107,627	62,240	24,769	37,471
	Uc.	208	119	89	1,151	579	572	490	164	326
II. States in India beyond the State of Enumeration	R	524,329	423,714	100,615	708,492	471,551	236,941	324,867	192,529	132,338
	U	154,936	110,931	44,005	127,001	76,220	50,781	21,490	12,706	8,793
	Uc.	675	463	212	1,039	753	286	306	206	100
Andhra Pradesh	R	3,853	2,800	1,053	10,660	4,856	5,804	1,919	1,156	763
	U	2,335	1,611	724	4,072	1,753	2,319	471	271	200
	Uc.	3	3	..	10	5	5	4	2	2
Assam	R	4,483	2,995	1,488	3,501	2,166	1,335	1,219	650	569
	U	4,129	2,394	1,735	2,928	1,683	1,245	581	307	274
	Uc.	6	2	4	42	34	8	32	31	1
Bihar	R	284,746	240,522	44,224	457,515	295,655	161,860	242,492	137,793	104,699
	U	60,263	48,153	12,110	62,348	37,146	25,202	11,391	6,359	5,032
	Uc.	340	249	91	612	440	172	198	122	76
Gujarat	R	8,591	4,906	3,685	2,124	1,522	602	620	447	173
	U	4,911	2,629	2,282	1,361	766	595	218	146	72
	Uc.	14	5	9	3	2	1	3	2	1
Jammu and Kashmir	R	419	324	95	280	52	228	22	14	8
	U	405	256	149	448	67	381	24	18	6
	Uc.	..	..	..	..	..	..	..	..	..
Kerala	R	4,485	3,409	1,076	1,544	1,035	509	420	336	84
	U	3,479	2,480	999	1,150	773	377	201	145	6
	Uc.	7	3	4	2	1	1	2	1	1

Continued to page 46.

OF BIRTH—*contd.*

Enumerated in Rural or Urban Area of: Burdwan Division Urban Persons	Burdwan Division Urban Males	Burdwan Division Urban Females	Howrah District Total Persons	Howrah District Total Males	Howrah District Total Females	Howrah District Rural Persons	Howrah District Rural Males	Howrah District Rural Females	Howrah District Urban Persons	Howrah District Urban Males	Howrah District Urban Females
102	103	104	105	106	107	108	109	110	111	112	113
2,615,143	**1,513,838**	**1,101,305**	**2,038,477**	**1,127,392**	**911,085**	**1,213,385**	**625,570**	**587,815**	**825,092**	**501,822**	**323,270**
776,906	*489,877*	*287,029*	*1,450,910*	*799,516*	*651,394*	*1,181,124*	*610,764*	*570,360*	*269,786*	*188,752*	*81,034*
1,571,445	*870,141*	*701,304*	*500,258*	*276,511*	*223,747*	*16,312*	*5,968*	*10,344*	*483,946*	*270,543*	*213,403*
1,719	*1,126*	*593*	*1,269*	*605*	*664*	*400*	*30*	*370*	*869*	*575*	*294*
393,281	210,855	182,426	1,272,730	657,005	615,725	1,163,676	597,398	566,278	109,054	59,607	49,447
1,465,943	806,627	659,316	471,207	257,251	213,956	14,799	5,032	9,767	456,408	252,219	204,189
986	579	407	967	348	619	392	24	368	575	324	251
..	..	..	885,106	561,001	324,105	885,106	561,001	324,105	..	..	..
1,239,054	701,234	537,820	386,438	221,001	165,437	..	..	..	386,438	221,001	165,437
236,909	119,840	117,069	301,290	58,032	243,258	244,128	29,374	214,754	57,162	28,658	28,504
99,835	48,495	51,340	38,173	16,147	22,026	6,709	1,936	4,773	31,464	14,211	17,253
325	164	161	494	120	374	289	15	274	205	105	100
156,372	91,015	65,357	86,334	37,972	48,362	34,442	7,023	27,419	51,892	30,949	20,943
127,054	56,898	70,156	46,596	20,103	26,493	8,090	3,096	4,994	38,506	17,007	21,499
661	415	246	473	228	245	103	9	94	370	219	151
383,625	279,022	104,603	178,180	142,511	35,669	17,448	13,366	4,082	160,732	129,145	31,587
105,502	63,514	41,988	29,051	19,260	9,791	1,513	936	577	27,538	18,324	9,214
733	547	186	302	257	45	8	6	2	294	251	43
8,741	3,700	5,041	2,673	1,391	1,282	691	353	338	1,982	1,038	944
3,601	1,482	2,119	792	424	368	201	106	95	591	318	273
6	3	3	3	3	..	..	..	..	3	3	..
2,282	1,516	766	478	292	186	68	33	35	410	259	151
2,347	1,376	971	493	287	206	72	39	33	421	248	173
10	3	7	6	3	3	..	..	..	6	3	3
215,023	157,862	57,161	87,150	69,516	17,634	9,055	6,679	2,376	78,095	62,837	15,258
50,957	30,787	20,170	12,532	8,799	3,733	538	334	204	11,994	8,465	3,529
414	318	96	141	116	25	4	3	1	137	113	24
1,504	1,075	429	379	311	68	11	8	3	368	303	65
1,143	620	523	282	167	115	9	6	3	273	161	112
..	..	..	..	..	..	..	..	..	..	..	..
258	38	220	22	20	2	2	1	1	20	19	1
424	49	375	84	24	10	2	2	..	32	22	10
..	..	..	..	..	..	..	..	..	..	..	..
1,124	699	425	236	196	40	27	22	5	209	174	35
949	628	321	144	107	37	3	2	1	141	105	36
..	..	..	..	..	..	..	..	..	..	..	..

Continued to page 47.

TABLE D-II—PLACE

Country/State where born	Rural Urban Unclassifiable	Enumerated in Rural or Urban Area of Hooghly District — Total Persons	Total Males	Total Females	Rural Persons	Rural Males	Rural Females	Urban Persons	Urban Males	Urban Females
1	2	114	115	116	117	118	119	120	121	122
TOTAL POPULATION		**2,231,418**	**1,179,267**	**1,052,151**	**1,652,135**	**847,980**	**804,155**	**579,283**	**331,287**	**247,996**
A. Born In India	*R*	*1,719,562*	*921,209*	*819,353*	*1,578,303*	*813,900*	*764,403*	*162,259*	*107,309*	*54,950*
	U	*355,485*	*183,963*	*171,522*	*32,610*	*12,220*	*20,420*	*322,845*	*171,743*	*151,102*
	Uc.	*505*	*227*	*278*	*409*	*169*	*240*	*96*	*58*	*38*
I. Within the State of Enumeration	R	1,610,161	822,302	787,559	1,541,858	786,117	755,741	68,603	36,785	31,818
	U	326,177	166,758	159,719	29,491	10,539	18,952	296,986	156,219	140,767
	Uc.	347	124	223	307	99	208	40	25	15
(a) Born in place of Enumeration	R	1,132,074	700,992	431,082	1,132,074	700,992	431,082	..	..	..
	U	232,035	129,476	102,559	..	..	..	232,035	129,476	102,559
(b) Born elsewhere in the District of Enumeration	R	333,652	63,824	269,828	302,576	49,505	253,071	31,076	14,319	16,757
	U	32,794	11,746	21,048	10,168	3,050	7,058	22,686	8,696	13,990
	Uc.	222	66	156	210	61	149	12	5	7
(c) Born in other Districts of the State	R	144,735	58,036	86,649	107,208	35,620	71,588	37,527	22,466	15,061
	U	61,648	25,536	36,112	19,383	7,489	11,894	42,265	18,047	24,218
	Uc.	125	58	67	97	38	59	28	20	8
II. States in India beyond the State of Enumeration	R	130,101	98,307	31,794	36,445	27,783	8,662	93,656	70,524	23,132
	U	29,008	17,205	11,803	3,149	1,681	1,468	25,859	15,524	10,335
	Uc.	158	103	55	102	70	32	56	33	23
Andhra Pradesh	R	1,379	677	702	230	119	111	1,149	558	591
	U	255	110	145	30	27	3	225	83	142
	Uc.	3	2	1	3	2	1	..	..	..
Assam	R	763	470	293	140	77	63	623	393	230
	U	861	379	482	143	66	77	718	313	405
	Uc.	2	..	2	..	..	..	2	..	2
Bihar	R	83,370	64,355	19,015	26,671	19,935	6,736	56,699	44,420	12,279
	U	14,636	8,970	5,666	1,094	817	277	12,942	8,153	4,789
	Uc.	97	70	27	73	54	19	24	16	8
Gujarat	R	256	127	129	64	42	22	192	85	107
	U	210	67	143	24	15	9	186	52	134
	Uc.	2	1	1	2	1	1	..	..	..
Jammu and Kashmir	R	221	8	213	9	4	5	212	4	208
	U	355	10	345	4	4	..	351	6	345
	Uc.	..	..	..	..	..	..	..	..	..
Kerala	R	262	148	114	36	25	11	226	123	103
	U	173	82	91	39	32	7	134	50	84
	Uc.	2	1	1	2	1	1	..	..	..

Continued to page 48.

OF BIRTH—*contd.*

Enumerated in Rural or Urban Area of Burdwan District — Total Persons	Total Males	Total Females	Rural Persons	Rural Males	Rural Females	Urban Persons	Urban Males	Urban Females
123	124	125	126	127	128	129	130	131
3,082,846	**1,658,976**	**1,423,870**	**2,521,768**	**1,328,665**	**1,193,103**	**561,078**	**330,311**	**230,767**
2,532,620	*1,378,283*	*1,204,337*	*2,390,698*	*1,258,348*	*1,132,350*	*191,922*	*119,935*	*71,987*
547,573	*194,655*	*152,923*	*45,108*	*22,782*	*22,326*	*502,470*	*171,873*	*130,597*
1,023	*594*	*429*	*432*	*162*	*270*	*591*	*432*	*159*
2,337,490	1,208,541	1,128,949	2,233,906	1,148,294	1,085,612	103,584	60,247	43,337
305,236	167,416	137,820	35,092	15,920	19,172	270,144	151,496	118,648
554	262	292	326	79	247	228	183	45
1,672,659	984,631	688,028	1,672,659	984,631	688,028	..	..	..
228,313	129,725	98,588	..	..	..	228,313	129,725	98,588
484,128	151,497	332,631	418,365	112,541	305,824	65,763	38,956	26,807
36,485	18,024	17,861	18,383	8,354	10,029	18,102	10,270	7,832
308	102	206	240	51	189	68	51	17
180,703	72,413	108,290	142,882	51,122	91,760	37,821	21,291	16,530
40,438	19,067	21,371	16,709	7,566	9,143	23,729	11,501	12,228
240	160	80	86	28	58	160	132	28
245,130	169,742	75,388	156,792	110,054	46,738	88,338	59,688	28,650
42,342	27,239	15,103	10,016	6,862	3,154	32,326	20,377	11,949
469	332	137	106	83	23	363	249	114
862	582	280	257	173	84	605	409	196
477	342	135	59	44	15	418	298	120
3	..	3	..	..	..	3	..	3
1,801	692	609	547	233	314	754	459	295
959	625	334	133	69	64	826	556	270
1	..	1	..	..	..	1	..	1
186,521	124,703	61,818	124,709	84,326	40,383	61,812	40,377	21,435
23,338	13,798	9,540	5,683	3,769	1,914	17,655	10,029	7,626
322	241	81	71	54	17	251	187	64
1,086	790	296	403	294	109	683	496	187
586	389	197	142	85	57	444	304	140
1	1	—	1	1	..	..	..	..
33	21	12	10	8	2	23	13	10
39	16	23	7	2	5	32	14	18
..	..	—	—	—	—	—	—	..
498	392	106	188	147	41	310	245	65
538	441	127	70	56	14	498	385	113
—	..	..	..	—	..	—	—	..

Continued to page 49.

TABLE D-II—PLACE OF BIRTH—*contd.*

Country/State where born	Rural Urban Unclassifiable	Enumerated in Rural or Urban Area of Birbhum District — Total Persons	Total Males	Total Females	Rural Persons	Rural Males	Rural Females	Urban Persons	Urban Males	Urban Females	Enumerated in Rural or Urban Area of Bankura District — Total Persons	Total Males	Total Females	Rural Persons	Rural Males	Rural Females	Urban Persons	Urban Males	Urban Females
1	2	132	133	134	135	136	137	138	139	140	141	142	143	144	145	146	147	148	149
TOTAL POPULATION		**1,446,158**	**732,922**	**713,236**	**1,345,389**	**678,275**	**667,114**	**100,769**	**54,647**	**46,122**	**1,664,513**	**840,423**	**824,090**	**1,542,356**	**776,290**	**766,066**	**122,157**	**64,133**	**58,024**
A. Born in India	*R*	*1,345,739*	*681,941*	*664,695*	*1,318,961*	*665,800*	*652,261*	*27,678*	*15,241*	*12,134*	*1,539,548*	*776,519*	*763,029*	*1,514,426*	*764,521*	*749,905*	*25,122*	*11,998*	*13,124*
	U	*72,503*	*36,251*	*36,272*	*8,571*	*3,343*	*5,228*	*63,932*	*32,888*	*31,044*	*108,779*	*54,722*	*54,057*	*15,749*	*4,815*	*10,934*	*93,030*	*49,907*	*43,123*
	Uc.	*651*	*65*	*586*	*595*	*64*	*531*	*56*	*1*	*55*	*175*	*69*	*106*	*75*	*16*	*59*	*100*	*53*	*47*
I. Within the State of Enumeration	R	1,308,651	665,777	642,874	1,288,016	651,576	636,440	20,635	11,201	9,434	1,531,878	772,036	759,842	1,509,110	761,750	747,360	22,768	10,286	12,482
	U	68,914	34,517	34,397	6,950	2,636	4,314	61,964	31,881	30,083	105,706	53,214	52,492	14,435	4,220	10,215	91,271	48,994	42,277
	Uc.	601	53	548	546	52	494	55	1	54	155	55	100	72	14	58	83	41	42
(a) Born in place of Enumeration	R	988,503	594,525	393,978	988,503	594,525	393,978	..	..	..	1,099,756	695,894	403,862	1,099,756	695,894	403,862	..	..	..
	U	54,506	28,080	26,426	..	..	..	54,506	28,080	26,426	82,395	46,208	36,187	..	..	..	82,395	46,208	36,187
(b) Born elsewhere in the District of Enumeration	R	264,989	55,374	209,615	251,294	48,558	202,736	13,695	6,816	6,879	374,032	62,884	311,148	356,289	54,994	301,295	17,743	7,890	9,853
	U	5,907	2,251	3,656	2,922	882	2,040	2,985	1,369	1,616	13,195	3,462	9,733	8,979	2,498	6,481	4,216	964	3,252
	Uc.	472	42	430	443	41	402	29	1	28	77	11	66	67	10	57	10	1	9
(c) Born in other Districts of the State	R	55,159	15,878	39,281	48,219	11,493	36,726	6,940	4,385	2,555	58,090	13,258	44,832	53,065	10,862	42,203	5,025	2,396	2,629
	U	8,501	4,186	4,315	4,028	1,754	2,274	4,473	2,432	2,041	10,116	3,544	6,572	5,456	1,722	3,734	4,660	1,822	2,838
	Uc.	129	11	118	103	11	92	26	..	26	78	44	34	5	4	1	73	40	33
II. States in India beyond the State of Enumeration	R	37,088	15,267	21,821	30,045	11,224	18,821	7,043	4,043	3,000	7,670	4,483	3,187	5,316	2,771	2,545	2,354	1,712	642
	U	3,589	1,714	1,875	1,621	707	914	1,968	1,007	961	3,073	1,508	1,565	1,314	595	719	1,759	913	846
	Uc.	50	12	38	49	12	37	1	..	1	20	14	6	3	2	1	17	12	5
Andhra Pradesh	R	7	6	1	4	3	1	3	3	..	40	12	28	29	5	24	11	7	4
	U	5	5	2	5	3	2	..	..	..	16	9	7	9	3	6	7	6	1
	Uc.	..	..	..	..	..	..	..	..	..	..	..	..	..	..	..	..	..	..
Assam	R	366	315	51	66	40	26	300	275	25	115	86	29	93	71	22	22	15	7
	U	237	177	60	90	49	41	147	128	19	84	49	35	39	21	18	45	28	17
	Uc.	3	1	2	2	1	1	1	..	1	..	..	..	..	..	..	..	..	..
Bihar	R	34,271	13,224	21,047	28,726	10,198	18,528	5,545	3,026	2,519	5,512	2,919	2,593	3,863	1,735	2,128	1,649	1,184	465
	U	2,409	1,033	1,376	1,091	444	647	1,318	589	729	2,006	922	1,084	942	388	554	1,064	534	530
	Uc.	47	11	36	47	11	36	..	..	..	2	2	..	..	..	..	2	2	..
Gujarat	R	62	42	20	5	5	..	57	37	20	23	19	4	10	10	..	13	9	4
	U	19	6	13	1	1	..	18	5	13	48	21	27	4	4	..	44	17	27
	Uc.	..	..	..	..	..	..	..	..	..	..	..	..	..	..	..	..	..	..
Jammu and Kashmir	R	1	1	..	..	..	..	1	1	..	..	..	..	..	..	..	..	..	..
	U	2	1	1	2	1	1	..	..	..	..	..	..	..	..	..	..	..	..
	Uc.	..	..	..	..	..	..	..	..	..	..	..	..	..	..	..	..	..	..
Kerala	R	3	2	1	2	2	..	1	..	1	4	4	..	4	4	..	..	..	..
	U	2	1	1	2	1	1	..	..	..	..	..	..	..	..	..	..	..	..
	Uc.	..	..	..	..	..	..	..	..	..	..	..	..	..	..	..	..	..	..

Continued to page 50.

Continued to page 51.

TABLE D-II—PLACE

Country/State where born	Rural Urban Unclassifiable	Enumerated in Rural or Urban Area of Midnapore District: Total Persons	Total Males	Total Females	Rural Persons	Rural Males	Rural Females	Urban Persons	Urban Males	Urban Females
1	2	150	151	152	153	154	155	156	157	158
TOTAL POPULATION		**4,341,855**	**2,224,073**	**2,117,782**	**4,007,569**	**2,041,386**	**1,966,183**	**334,286**	**182,687**	**151,599**
A. Born in India	*R*	*4,039,424*	*2,058,195*	*1,980,929*	*3,956,983*	*2,019,291*	*1,937,392*	*82,441*	*38,904*	*43,537*
	U	*258,085*	*142,295*	*115,792*	*25,160*	*8,873*	*16,287*	*232,925*	*133,420*	*99,505*
	Uc.	*453*	*171*	*282*	*453*	*171*	*282*	..	..	..
I. Within the State of Enumeration	R	3,968,755	2,029,656	1,939,099	3,911,970	2,001,737	1,910,233	56,785	27,919	28,866
	U	244,395	135,726	108,669	22,258	7,231	15,027	222,137	128,495	93,642
	Uc.	416	138	278	416	138	278	..	..	..
(a) Born in place of Enumeration	R	2,823,410	1,801,462	1,021,948	2,823,410	1,801,462	1,021,948	..	..	..
	U	197,133	114,723	82,410	..	..	..	197,133	114,723	82,410
(b) Born elsewhere in the District of Enumeration	R	1,075,326	208,594	866,732	1,032,804	188,785	844,019	42,522	19,809	22,713
	U	30,067	13,778	16,289	14,961	4,117	10,511	15,106	9,331	5,775
	Uc.	326	68	258	326	68	258	..	..	..
(c) Born in other Districts of the State	R	70,019	19,600	50,419	55,756	11,490	44,266	14,263	8,110	6,153
	U	17,195	7,225	9,970	7,297	2,784	4,513	9,898	4,441	5,457
	Uc.	90	70	20	90	70	20	..	..	..
II. States in India beyond the State of Enumeration	R	70,669	28,839	41,830	45,013	17,854	27,159	25,656	10,985	14,671
	U	13,690	6,567	7,123	2,902	1,642	1,260	10,788	4,925	5,863
	Uc.	37	33	4	37	33	4	..	..	..
Andhra Pradesh	R	4,473	1,510	2,963	492	351	141	3,981	1,159	2,822
	U	2,081	734	1,347	133	78	55	1,948	656	1,292
	Uc.	1	..	1	1	..	1	..	..	..
Assam	R	377	257	120	239	151	88	138	106	32
	U	208	128	80	86	50	36	122	78	44
	Uc.	30	30	..	30	30	..	..	..	..
Bihar	R	26,388	11,177	15,211	18,313	6,679	11,664	8,045	4,498	3,547
	U	3,917	2,062	1,855	843	458	385	3,074	1,604	1,470
	Uc.	2	..	2	2	..	2	..	..	..
Gujarat	R	233	176	57	113	76	37	120	100	20
	U	106	66	40	30	27	3	76	39	37
	Uc.	..	..	..	..	..	..	..	..	..
Jammu and Kashmir	R	3	2	1	1	1	..	2	1	1
	U	15	14	1	9	9	..	6	5	1
	Uc.	..	..	..	..	..	..	..	..	..
Kerala	R	436	207	229	100	88	12	336	119	217
	U	231	121	110	82	52	30	149	69	80
	Uc.	..	..	..	..	..	..	..	..	..

Continued to page 52.

OF BIRTH—*contd.*

Enumerated in Rural or Urban Area of Purulia District: Total Persons	Total Males	Total Females	Rural Persons	Rural Males	Rural Females	Urban Persons	Urban Males	Urban Females
159	160	161	162	163	164	165	166	167
1,360,016	**689,351**	**670,665**	**1,267,538**	**640,400**	**627,138**	**92,478**	**48,951**	**43,527**
1,276,161	*644,585*	*631,576*	*1,258,463*	*636,850*	*621,613*	*17,698*	*7,735*	*9,963*
76,893	*41,623*	*35,270*	*4,596*	*1,856*	*2,740*	*72,297*	*39,767*	*32,530*
62	*21*	*41*	*55*	*14*	*41*	*7*	*7*	..
1,236,507	632,183	604,324	1,224,655	627,373	597,282	11,852	4,810	7,042
70,645	38,896	31,749	3,612	1,573	2,039	67,033	37,323	29,710
59	19	40	54	14	40	5	5	..
931,216	574,233	356,983	931,216	574,233	356,983	..	..	..
58,234	32,021	26,213	..	..	..	58,234	32,021	26,213
277,899	50,617	227,282	268,951	47,225	221,726	8,948	3,392	5,556
7,611	4,869	2,742	2,335	1,215	1,120	5,276	3,654	1,622
49	11	38	48	10	38	1	1	..
27,392	7,333	20,059	24,488	5,915	18,573	2,904	1,418	1,486
4,800	2,006	2,794	1,277	358	919	3,523	1,648	1,875
10	8	2	6	4	2	4	4	..
39,654	12,402	27,252	33,808	9,477	24,331	5,846	2,925	2,921
6,248	2,727	3,521	984	283	701	5,264	2,444	2,820
3	2	1	1	..	1	2	2	..
1,226	678	548	216	152	64	1,010	526	484
446	131	315	34	10	24	412	121	291
..	..	..	..	..	..	..	..	..
101	54	47	66	45	21	35	9	26
86	38	48	18	13	5	68	25	43
..	..	..	..	..	..	..	..	..
34,303	9,761	24,542	31,125	8,241	22,884	3,178	1,520	1,658
3,510	1,562	1,948	600	149	451	2,910	1,413	1,497
1	..	1	1	..	1	..	..	..
85	57	28	14	12	2	71	45	26
110	50	60	8	8	..	102	42	60
..	..	..	..	..	..	..	..	..
..	..	..	..	..	..	..	..	..
3	2	1	..	..	..	3	2	1
..	..	..	..	..	..	..	..	..
105	86	19	63	48	15	42	38	4
32	21	11	5	2	3	27	19	8
..	..	..	..	..	..	..	..	..

Continued to page 53.

TABLE D-II—PLACE OF BIRTH—*contd.*

Country/State where born	Rural Urban Unclassifiable	Enumerated in Rural or Urban Area of WEST BENGAL — Total Persons	Total Males	Total Females	Rural Persons	Rural Males	Rural Females	Urban Persons	Urban Males	Urban Females
1	2	3	4	5	6	7	8	9	10	11
Madhya Pradesh	R	37,959	26,972	10,987	9,762	5,686	4,076	28,197	21,286	6,911
	U	11,881	8,127	3,754	866	461	405	11,015	7,666	3,349
	Uc.	27	17	10	6	4	2	21	13	8
Madras	R	24,801	14,940	9,861	2,770	1,799	971	22,031	13,141	8,890
	U	14,020	8,588	5,432	650	349	301	13,370	8,239	5,131
	Uc.	184	102	82	2	..	2	182	102	80
Maharashtra	R	7,164	5,025	2,139	456	326	130	6,708	4,699	2,009
	U	7,753	4,251	3,502	541	339	202	7,212	3,912	3,300
	Uc.	42	26	16	3	..	3	39	26	13
Mysore	R	1,861	1,132	729	180	126	54	1,681	1,006	675
	U	2,220	1,194	1,026	123	81	42	2,097	1,113	984
	Uc.	47	47	..	41	41	..	6	6	..
Orissa	R	159,463	122,888	36,575	53,963	33,960	20,003	105,500	88,928	16,572
	U	27,650	21,140	6,510	2,782	1,913	869	24,868	19,227	5,641
	Uc.	208	173	35	28	24	4	180	149	31
Punjab	R	37,295	26,244	11,051	6,048	3,958	2,090	31,247	22,286	8,961
	U	16,435	10,926	5,509	1,178	725	453	15,257	10,201	5,056
	Uc.	70	44	26	20	11	9	50	33	17
Rajasthan	R	43,999	26,294	17,705	5,464	3,673	1,791	38,535	22,621	15,914
	U	19,783	10,837	8,946	1,032	624	408	18,751	10,213	8,538
	Uc.	128	65	63	19	10	9	109	55	54
Uttar Pradesh	R	281,513	218,202	63,311	39,371	30,386	8,985	242,142	187,816	54,326
	U	65,407	45,670	19,737	4,067	2,546	1,521	61,340	43,124	18,216
	Uc.	476	353	123	42	35	7	434	318	116
Andaman and Nicobar Islands	R	66	21	45	13	8	5	53	13	40
	U	49	19	30	9	2	7	40	17	23
	Uc.	..	..	..	..	..	..	..	..	..
Delhi	R	2,179	1,505	674	208	125	83	1,071	1,380	591
	U	6,362	3,893	2,469	556	300	256	5,806	3,593	2,213
	Uc.	7	2	5	1	1	..	6	1	5
Himachal Pradesh	R	352	260	92	19	13	6	333	247	86
	U	249	181	68	14	4	10	235	177	58
	Uc.	1	1	..	..	..	..	1	1	..
Laccadive, Minicoy and Amindivi Islands	R	32	32	..	2	2	..	30	30	..
	U	..	..	..	..	..	..	..	..	..
	Uc.	..	..	..	..	..	..	..	..	..

Continued to page 54.

Enumerated in Rural or Urban Area of *Presidency Division* — Total Persons	Total Males	Total Females	Rural Persons	Rural Males	Rural Females	Urban Persons	Urban Males	Urban Females
12	13	14	15	16	17	18	19	20
26,270	20,427	5,843	5,885	3,181	2,704	20,385	17,246	3,139
8,036	6,123	1,913	242	114	128	7,794	6,009	1,785
19	14	5	5	3	2	14	11	3
12,934	8,730	4,204	1,175	718	457	11,759	8,012	3,747
9,064	5,807	3,257	134	63	71	8,930	5,744	3,186
165	92	73	..	..	..	165	92	73
5,559	4,139	1,420	187	119	68	5,372	4,020	1,352
5,806	3,253	2,553	137	90	47	5,669	3,163	2,506
27	15	12	2	..	2	25	15	10
1,295	880	415	67	47	20	1,228	833	395
1,704	921	783	27	20	7	1,677	901	776
45	45	..	41	41	..	4	4	..
83,037	70,264	12,773	13,116	9,577	3,539	69,921	60,687	9,234
17,387	14,370	3,017	454	276	178	16,933	14,094	2,839
118	100	18	14	13	1	104	87	17
25,984	18,823	7,161	2,599	1,800	799	23,385	17,023	6,362
10,938	7,609	3,329	319	205	114	10,619	7,404	3,215
34	20	14	6	2	4	28	18	10
33,956	19,667	14,289	3,166	2,204	962	30,790	17,463	13,327
15,008	7,816	7,192	588	369	219	14,420	7,447	6,973
108	52	56	14	7	7	94	45	49
173,871	133,536	40,335	14,427	10,596	3,831	159,444	122,940	36,504
44,531	32,001	12,530	1,244	741	503	43,287	31,260	12,027
311	227	84	18	15	3	293	212	81
56	15	41	8	7	1	48	8	40
38	15	23	6	1	5	32	14	18
..	..	..	..	..	..	..	..	..
1,743	1,230	513	121	68	53	1,622	1,162	460
4,786	2,960	1,826	168	78	90	4,618	2,882	1,736
4	1	3	..	..	..	4	1	35
317	232	85	12	11	1	305	221	84
223	161	62	9	2	7	214	159	55
..	..	..	..	..	..	..	..	..
32	32	..	2	2	..	30	30	..
..	..	..	..	..	..	..	..	..
..	..	..	..	..	..	..	..	..

Continued to page 55.

TABLE D-II—PLACE

Country/State where born	Rural Urban Unclassifiable	Enumerated in Rural or Urban Area of Darjeeling District: Total Persons	Total Males	Total Females	Rural Persons	Rural Males	Rural Females	Urban Persons	Urban Males	Urban Females
1	2	21	22	23	24	25	26	27	28	29
Madhya Pradesh	R	2,113	1,120	993	2,051	1,083	968	62	37	25
	U	92	40	52	17	9	8	75	31	44
	Uc.	1	1	..	..	..	..	1	1	..
Madras	R	243	189	54	86	65	21	157	124	33
	U	115	65	50	29	17	12	86	48	38
	Uc.	1	1	..	..	..	..	1	1	..
Maharashtra	R	35	24	11	7	2	5	28	22	6
	U	80	56	24	12	9	3	68	47	21
	Uc.	2	..	2	2	..	2	..	..	..
Mysore	R	13	11	2	5	4	1	8	7	1
	U	32	18	14	15	9	6	17	9	8
	Uc.	..	..	..	..	..	..	..	..	..
Orissa	R	2,164	1,875	289	1,941	1,681	260	223	194	29
	U	67	51	16	21	17	4	46	34	12
	Uc.	..	..	..	..	..	..	..	..	..
Punjab	R	2,003	1,364	639	418	261	157	1,585	1,103	482
	U	739	426	313	81	52	29	658	374	284
	Uc.	15	9	6	4	2	2	11	7	4
Rajasthan	R	1,751	1,258	493	488	324	164	1,263	934	329
	U	908	547	361	96	59	37	812	488	324
	Uc.	9	2	7	5	..	5	4	2	2
Uttar Pradesh	R	3,466	2,757	709	1,209	910	299	2,257	1,847	410
	U	1,221	738	483	226	127	99	995	611	384
	Uc.	11	3	8	5	3	2	6	..	6
Andaman and Nicobar Islands	R	..	..	..	..	..	..	..	..	..
	U	6	2	4	3	1	2	3	1	2
	Uc.	..	..	..	..	..	..	..	..	..
Delhi	R	50	29	21	7	2	5	43	27	16
	U	115	85	30	11	8	3	104	77	27
	Uc.	..	..	..	..	..	..	..	..	..
Himachal Pradesh	R	19	17	2	3	2	1	16	15	1
	U	8	6	2	2	..	2	6	6	..
	Uc.	..	..	..	..	..	..	..	..	..
Laccadive, Minicoy and Amindivi Islands	R	..	..	..	..	..	..	..	..	..
	U	..	..	..	..	..	..	..	..	..
	Uc.	..	..	..	..	..	..	..	..	..

Continued to page 56.

OF BIRTH—*contd.*

Enumerated in Rural or Urban Area of Jalpaiguri District: Total Persons	Total Males	Total Females	Rural Persons	Rural Males	Rural Females	Urban Persons	Urban Males	Urban Females
30	31	32	33	34	35	36	37	38
2,632	1,651	981	2,535	1,558	977	97	93	4
119	81	38	70	40	30	49	41	8
3	1	2	3	1	2	..	..	..
654	472	182	640	459	181	14	13	1
27	12	15	26	12	14	1	..	1
..	..	..	..	..	..	..	..	..
86	56	30	58	37	21	28	19	9
33	27	6	23	20	3	10	7	3
..	..	..	..	..	..	..	..	..
32	24	8	32	24	8	..	..	..
7	5	2	6	5	1	1	..	1
..	..	..	..	..	..	..	..	..
4,629	3,185	1,444	4,524	3,093	1,431	105	92	13
79	49	30	52	27	25	27	22	5
5	5	..	5	5	..	..	..	..
1,934	1,328	606	1,794	1,237	557	140	91	49
169	114	55	131	93	38	38	21	17
2	..	2	2	..	2	..	..	..
1,851	1,245	606	1,244	881	363	607	364	243
394	194	200	153	102	51	241	92	149
3	2	1	3	2	1	..	..	..
3,015	3,251	664	2,679	2,136	543	1,236	1,115	121
391	261	130	154	110	44	237	151	86
1	1	..	1	1	..	..	..	..
1	1	..	1	1	..	..	..	..
..	..	..	..	..	..	..	..	..
..	..	..	..	..	..	..	..	..
48	35	13	46	35	11	2	..	2
45	23	22	32	20	12	13	3	10
..	..	..	..	..	..	..	..	..
14	14	..	7	7	..	7	7	..
8	6	2	4	2	2	4	4	..
..	..	..	..	..	..	..	..	..
..	..	..	..	..	..	..	..	..
..	..	..	..	..	..	..	..	..
..	..	..	..	..	..	..	..	..

Continued to page 57.

TABLE D-II—PLACE OF BIRTH—*contd.*

Country/State where born	Rural Urban Unclassifiable	Enumerated in Rural or Urban Area of Cooch Behar District — Total Persons	Total Males	Total Females	Rural Persons	Rural Males	Rural Females	Urban Persons	Urban Males	Urban Females	Enumerated in Rural or Urban Area of West Dinajpur District — Total Persons	Total Males	Total Females	Rural Persons	Rural Males	Rural Females	Urban Persons	Urban Males	Urban Females
1	2	39	40	41	42	43	44	45	46	47	48	49	50	51	52	53	54	55	56
Madhya Pradesh	R	202	151	51	59	33	26	143	118	25	96	52	44	55	21	34	41	31	10
	U	110	98	12	6	3	3	104	95	9	13	3	10	1	1	..	12	2	10
	Uc.	..	..	..	..	..	..	..	..	..	..	..	..	..	..	..	..	..	..
Madras	R	19	14	5	17	12	5	2	2	..	21	12	9	20	11	9	1	1	..
	U	4	3	1	2	2	..	2	1	1	10	5	5	2	2	..	8	3	5
	Uc.	..	..	..	..	..	..	..	..	..	..	..	..	..	..	..	..	..	..
Maharashtra	R	39	27	12	39	27	12	..	..	..	13	7	6	13	7	6	..	..	..
	U	11	8	3	4	2	2	7	6	1	5	5	..	1	1	..	4	4	..
	Uc.	..	..	..	..	..	..	..	..	..	..	..	..	..	..	..	..	..	..
Mysore	R	2	1	1	2	1	1	..	..	..	4	3	1	4	3	1	..	..	..
	U	3	2	1	..	..	..	3	2	1	..	..	..	..	..	..	..	..	..
	Uc.	..	..	..	..	..	..	..	..	..	..	..	..	..	..	..	..	..	..
Orissa	R	289	193	96	125	99	26	164	94	70	560	527	42	330	297	33	230	230	9
	U	108	90	18	10	6	4	98	84	14	52	46	6	6	4	2	46	42	4
	Uc.	..	..	..	..	..	..	..	..	..	..	..	..	..	..	..	..	..	..
Punjab	R	197	34	163	8	1	7	189	33	156	239	199	40	22	11	11	217	188	29
	U	47	8	39	2	2	..	45	6	39	44	21	23	8	5	3	36	16	20
	Uc.	..	..	..	..	..	..	..	..	..	..	..	..	..	..	..	..	..	..
Rajasthan	R	1,070	750	320	366	278	88	704	472	232	1,243	905	338	469	316	153	774	589	185
	U	789	531	258	52	33	19	737	498	230	521	342	179	151	89	62	370	253	117
	Uc.	1	1	..	1	1	..	..	..	..	4	4	..	4	4	..	..	..	..
Uttar Pradesh	R	1,311	888	423	584	428	156	727	460	267	2,077	1,513	564	1,378	950	428	699	563	136
	U	285	131	154	18	7	11	267	124	143	175	118	57	71	54	17	104	64	40
	Uc.	..	..	..	..	..	..	..	..	..	1	1	..	1	1	..	..	..	..
Andaman and Nicobar Islands	R	..	..	..	..	..	..	..	..	..	..	..	..	..	..	..	..	..	..
	U	..	..	..	..	..	..	..	..	..	..	..	..	..	..	..	..	..	..
	Uc.	..	..	..	..	..	..	..	..	..	..	..	..	..	..	..	..	..	..
Delhi	R	1	1	..	..	..	..	1	1	..	6	3	3	3	3	..	3	..	3
	U	16	3	13	..	..	..	16	3	13	21	7	14	5	3	2	16	4	12
	Uc.	..	..	..	..	..	..	..	..	..	..	..	..	..	..	..	..	..	..
Himachal Pradesh	R	2	2	..	1	1	..	1	1	..	..	..	..	..	..	..	..	..	..
	U	..	..	..	..	..	..	..	..	..	1	..	1	..	..	..	1	..	1
	Uc.	..	..	..	..	..	..	..	..	..	..	..	..	..	..	..	..	..	..
Laccadive, Minicoy and Amindivi Islands	R	..	..	..	..	..	..	..	..	..	..	..	..	..	..	..	..	..	..
	U	..	..	..	..	..	..	..	..	..	..	..	..	..	..	..	..	..	..
	Uc.	..	..	..	..	..	..	..	..	..	..	..	..	..	..	..	..	..	..

Continued to page 58.

Continued to page 59.

TABLE D-II—PLACE OF BIRTH—*contd.*

Country/State where born	Rural Urban Unclassifiable	Enumerated in Rural or Urban Area of Malda District — Total Persons	Total Males	Total Females	Rural Persons	Rural Males	Rural Females	Urban Persons	Urban Males	Urban Females
1	2	57	58	59	60	61	62	63	64	65
Madhya Pradesh	R	45	41	4	17	13	4	28	28	..
	U	2	2	..	2	2	..	..	..	..
	Uc.	..	..	..	..	..	..	..	..	..
Madras	R	31	11	20	9	8	1	22	3	19
	U	19	6	13	2	2	..	17	4	13
	Uc.	..	..	..	..	..	..	..	..	..
Maharashtra	R	6	3	3	..	..	..	6	3	3
	U	8	5	3	2	2	..	6	3	3
	Uc.	..	..	..	..	..	..	..	..	..
Mysore	R	6	3	3	5	2	3	1	1	..
	U	1	1	..	..	..	..	1	1	..
	Uc.	41	41	..	41	41	..	..	..	..
Orissa	R	290	271	19	166	159	7	124	112	12
	U	43	25	18	9	3	6	34	22	12
	Uc.	..	..	..	..	..	..	..	..	..
Punjab	R	106	84	22	77	65	12	29	19	10
	U	70	57	13	6	3	3	64	54	10
	Uc.	..	..	..	..	..	..	..	..	..
Rajasthan	R	244	133	111	224	129	95	20	4	16
	U	61	35	26	43	29	14	18	6	12
	Uc.	..	..	..	..	..	..	..	..	..
Uttar Pradesh	R	2,223	1,126	1,097	1,609	1,083	526	614	43	571
	U	242	54	188	63	39	24	179	15	164
	Uc.	2	2	..	2	2	..	..	..	..
Andaman and Nicobar Islands	R	..	..	..	..	..	..	..	..	..
	U	..	..	..	..	..	..	..	..	..
	Uc.	..	..	..	..	..	..	..	..	..
Delhi	R	69	66	3	1	..	1	68	66	2
	U	87	86	1	5	4	1	82	82	..
	Uc.	..	..	..	..	..	..	..	..	..
Himachal Pradesh	R	3	3	..	..	..	..	3	3	..
	U	..	..	..	..	..	..	..	..	..
	Uc.	..	..	..	..	..	..	..	..	..
Laccadive, Minicoy and Amindivi Islands	R	..	..	..	..	..	..	..	..	..
	U	..	..	..	..	..	..	..	..	..
	Uc.	..	..	..	..	..	..	..	..	..

Continued to page 60.

Country/State where born	Rural Urban Unclassifiable	Enumerated in Rural or Urban Area of Murshidabad District — Total Persons	Total Males	Total Females	Rural Persons	Rural Males	Rural Females	Urban Persons	Urban Males	Urban Females
1	2	66	67	68	69	70	71	72	73	74
Madhya Pradesh	R	128	114	14	25	17	8	103	97	6
	U	42	33	9	10	5	5	32	28	4
	Uc.	..	..	..	..	..	..	..	..	..
Madras	R	78	15	63	16	8	8	62	7	55
	U	24	6	18	8	3	5	16	3	13
	Uc.	..	..	..	..	..	..	..	..	..
Maharashtra	R	16	10	6	1	..	1	15	10	5
	U	35	17	18	9	5	4	26	12	14
	Uc.	..	..	..	..	..	..	..	..	..
Mysore	R	1	..	1	..	..	..	1	..	1
	U	2	2	..	..	..	..	2	2	..
	Uc.	..	..	..	..	..	..	..	..	..
Orissa	R	244	212	32	81	64	17	163	148	15
	U	150	59	91	24	14	10	126	45	81
	Uc.	..	..	..	..	..	..	..	..	..
Punjab	R	78	39	39	18	9	9	60	30	30
	U	57	19	38	6	2	4	51	17	34
	Uc.	2	2	..	..	..	..	2	2	..
Rajasthan	R	430	287	143	124	95	29	306	192	114
	U	254	132	122	37	29	8	217	103	114
	Uc.	6	5	1	1	..	1	5	5	..
Uttar Pradesh	R	899	713	186	395	302	93	504	411	93
	U	355	232	123	84	48	36	271	184	87
	Uc.	9	9	..	2	2	..	7	7	..
Andaman and Nicobar Islands	R	3	3	..	3	3	..	..	..	..
	U	2	..	2	2	..	2	..	..	..
	Uc.	..	..	..	..	..	..	..	..	..
Delhi	R	6	4	2	4	3	1	2	1	1
	U	23	10	13	8	3	5	15	7	8
	Uc.	..	..	..	..	..	..	..	..	..
Himachal Pradesh	R	..	..	..	..	..	..	..	..	..
	U	..	..	..	..	..	..	..	..	..
	Uc.	..	..	..	..	..	..	..	..	..
Laccadive, Minicoy and Amindivi Islands	R	..	..	..	..	..	..	..	..	..
	U	..	..	..	..	..	..	..	—	..
	Uc.	..	..	..	..	..	..	..	..	..

Continued to page 61.

TABLE D-II—PLACE

Country/State where born	Rural Urban Unclassifiable	Enumerated in Rural or Urban Area of Nadia District — Total Persons	Total Males	Total Females	Rural Persons	Rural Males	Rural Females	Urban Persons	Urban Males	Urban Females
1	2	75	76	77	78	79	80	81	82	83
Madhya Pradesh	R	195	104	91	151	85	69	41	19	22
	U	60	31	29	36	17	19	24	14	10
	Uc.	3	2	1	2	2	..	1	..	1
Madras	R	236	205	31	17	10	7	219	195	24
	U	172	137	35	19	11	8	153	126	27
	Uc.	3	2	1	..	..	..	3	2	1
Maharashtra	R	31	14	17	22	5	17	9	9	..
	U	65	37	28	46	28	18	19	9	10
	Uc.	..	..	..	..	..	..	..	..	..
Mysore	R	10	4	6	10	4	6	..	..	..
	U	7	5	2	1	1	..	6	4	2
	Uc.	..	..	..	..	..	..	..	..	..
Orissa	R	2,391	1,640	751	1,747	1,142	605	644	498	146
	U	339	249	90	60	28	32	279	221	58
	Uc.	6	5	1	5	4	1	1	1	..
Punjab	R	149	117	32	74	63	11	75	54	21
	U	95	59	36	33	17	16	62	42	20
	Uc.	..	..	..	..	..	..	..	..	..
Rajasthan	R	171	122	49	141	99	42	30	23	7
	U	66	36	30	43	19	24	23	17	6
	Uc.	..	..	..	..	..	..	..	..	..
Uttar Pradesh	R	2,783	2,119	664	1,942	1,499	443	841	620	221
	U	630	357	273	208	114	94	422	243	179
	Uc.	6	5	1	4	3	1	2	2	..
Andaman and Nicobar Islands	R	3	2	1	2	1	1	1	1	..
	U	1	..	1	1	..	1	..	..	..
	Uc.	..	..	..	..	..	..	..	..	..
Delhi	R	21	13	8	8	4	4	13	9	4
	U	66	31	35	26	12	14	40	19	21
	Uc.	..	..	..	..	..	..	..	..	..
Himachal Pradesh	R	5	5	..	1	1	..	4	4	..
	U	6	6	..	..	..	..	6	6	..
	Uc.	..	..	..	..	..	..	..	..	..
Laccadive, Minicoy and Amindivi Islands	R	2	2	..	2	2	..	..	..	..
	U	..	..	..	..	..	..	..	..	..
	Uc.	..	..	..	..	..	..	..	..	..

Continued to page 62.

OF BIRTH—*contd.*

Enumerated in Rural or Urban Area of 24-Parganas District — Total Persons	Total Males	Total Females	Rural Persons	Rural Males	Rural Females	Urban Persons	Urban Males	Urban Females
84	85	86	87	88	89	90	91	92
8,566	6,779	1,787	989	371	618	7,577	6,408	1,169
2,898	2,375	523	100	37	63	2,798	2,338	460
7	6	1	..	..	..	7	6	1
3,868	2,041	1,827	370	145	225	3,498	1,896	1,602
1,933	1,264	669	46	14	32	1,887	1,250	637
141	79	62	..	..	..	141	79	62
1,016	817	199	47	41	6	969	776	193
888	634	254	40	23	17	848	611	237
14	10	4	..	..	..	14	10	4
314	243	71	9	9	..	305	234	71
390	255	135	5	5	..	385	250	135
..	..	..	..	..	..	..	..	..
26,488	21,165	5,323	4,202	3,042	1,160	22,286	18,123	4,163
5,745	4,612	1,133	272	177	95	5,473	4,435	1,038
79	70	9	4	4	..	75	66	9
4,275	3,336	939	188	153	35	4,087	3,183	904
2,184	1,762	422	52	31	21	2,132	1,731	401
8	5	3	..	..	..	8	5	3
2,249	1,640	609	110	82	28	2,139	1,558	581
750	525	225	13	9	4	737	516	221
39	24	15	..	..	..	39	24	15
55,056	40,934	14,122	4,631	3,288	1,343	50,425	37,646	12,779
12,974	9,891	3,083	420	242	178	12,554	9,649	2,905
116	71	45	3	3	..	113	68	45
16	3	13	2	2	..	14	1	13
10	2	8	..	..	..	10	2	8
..	..	..	..	..	..	..	..	..
296	221	75	52	21	31	244	200	44
939	645	294	81	28	53	858	617	241
2	1	1	..	..	..	2	1	1
118	79	39	..	..	..	118	79	39
66	50	16	3	..	3	63	50	13
..	..	..	..	..	..	..	..	..
..	..	..	..	..	..	..	..	..
..	..	..	..	..	..	..	..	..
..	..	..	..	..	..	..	..	..

Continued to page 63.

TABLE D-II—PLACE OF BIRTH—*contd.*

Country/State where born	Rural Urban Unclassifiable	Enumerated in Rural or Urban Area of: Calcutta — Urban: Persons	Calcutta — Urban: Males	Calcutta — Urban: Females	*Burdwan Division* — Total: Persons	*Burdwan Division* — Total: Males	*Burdwan Division* — Total: Females	*Burdwan Division* — Rural: Persons	*Burdwan Division* — Rural: Males	*Burdwan Division* — Rural: Females
1	2	93	94	95	96	97	98	99	100	101
Madhya Pradesh	R	12,293	10,415	1,878	11,689	6,545	5,144	3,877	2,505	1,372
	U	4,700	3,460	1,240	3,845	2,004	1,841	624	347	277
	Uc.	5	4	1	8	3	5	1	1	..
Madras	R	7,784	5,771	2,013	11,867	6,210	5,657	1,595	1,081	514
	U	6,760	4,309	2,451	4,956	2,781	2,175	516	286	230
	Uc.	20	10	10	19	10	9	2	..	2
Maharashtra	R	4,317	3,181	1,136	1,605	886	719	269	207	62
	U	4,681	2,464	2,217	1,047	998	949	404	249	155
	Uc.	11	5	6	15	11	4	1	..	1
Mysore	R	913	501	322	566	252	314	113	79	34
	U	1,262	633	629	516	273	243	96	61	35
	Uc.	4	4	..	2	2	..	..	..	..
Orissa	R	45,973	41,196	4,777	76,426	52,624	23,802	40,847	24,383	16,464
	U	10,804	9,189	1,615	10,263	6,770	3,493	2,328	1,637	691
	Uc.	28	20	8	90	73	17	14	11	3
Punjab	R	17,003	12,322	4,681	11,311	7,421	3,890	3,449	2,158	1,291
	U	7,533	5,143	2,390	5,497	3,317	2,180	859	520	339
	Uc.	7	4	3	36	24	12	14	9	5
Rajasthan	R	24,947	13,327	11,620	10,043	6,627	3,416	2,298	1,469	829
	U	11,265	5,474	5,791	4,775	3,021	1,754	444	255	189
	Uc.	46	14	32	20	13	7	5	3	2
Uttar Pradesh	R	102,141	80,235	21,906	107,642	84,666	22,976	24,944	19,790	5,154
	U	28,258	20,219	8,039	20,876	13,669	7,207	2,823	1,805	1,018
	Uc.	165	135	30	165	126	39	24	20	4
Andaman and Nicobar Islands	R	33	6	27	10	6	4	5	1	4
	U	19	11	8	11	4	7	3	1	2
	Uc.	..	..	..	..	..	..	..	..	..
Delhi	R	1,246	858	388	436	275	161	87	57	30
	U	3,474	2,070	1,404	1,576	933	643	388	222	166
	Uc.	2	..	2	3	1	2	1	1	..
Himachal Pradesh	R	156	112	44	35	28	7	7	2	5
	U	134	93	41	26	20	6	5	2	3
	Uc.	..	..	..	1	1	..	..	..	..
Laccadive, Minicoy and Amindivi Islands	R	30	30	..	..	..	..	..	..	..
	U	..	..	..	..	..	..	..	..	..
	Uc.	..	..	..	..	..	..	..	..	..

Continued to page 64.

Country/State where born	Rural Urban Unclassifiable	Enumerated in Rural or Urban Area of: *Burdwan Division* — Urban: Persons	*Burdwan Division* — Urban: Males	*Burdwan Division* — Urban: Females	Howrah District — Total: Persons	Howrah District — Total: Males	Howrah District — Total: Females	Howrah District — Rural: Persons	Howrah District — Rural: Males	Howrah District — Rural: Females	Howrah District — Urban: Persons	Howrah District — Urban: Males	Howrah District — Urban: Females
1	2	102	103	104	105	106	107	108	109	110	111	112	113
Madhya Pradesh	R	7,812	4,040	3,772	2,394	1,800	594	284	156	128	2,110	1,644	466
	U	3,221	1,657	1,564	700	484	216	74	44	30	626	440	186
	Uc.	7	2	5	1	1	..	..	..	..	1	1	..
Madras	R	10,272	5,129	5,143	4,321	2,713	1,608	324	196	128	3,997	2,517	1,480
	U	4,440	2,495	1,945	1,079	626	453	41	22	19	1,038	604	434
	Uc.	17	10	7	8	8	..	..	..	..	8	8	..
Maharashtra	R	1,336	679	657	283	234	49	15	10	5	268	224	44
	U	1,543	749	794	302	190	112	60	33	27	242	157	85
	Uc.	14	11	3	1	1	..	..	..	..	1	1	..
Mysore	R	453	173	280	186	88	98	6	6	..	180	82	98
	U	420	212	208	60	15	45	5	2	3	55	13	42
	Uc.	2	2	..	2	2	..	..	..	..	2	2	..
Orissa	R	35,579	28,241	7,338	21,340	18,778	2,562	3,761	3,250	511	17,579	15,528	2,051
	U	7,935	5,133	2,802	2,659	1,939	720	225	170	55	2,434	1,769	665
	Uc.	76	62	14	62	51	11	1	..	1	61	51	10
Punjab	R	7,862	5,263	2,599	2,259	1,706	553	51	41	10	2,208	1,665	543
	U	4,638	2,797	1,841	1,156	635	521	15	11	4	1,141	624	517
	Uc.	22	15	7	8	7	1	..	..	..	8	7	1
Rajasthan	R	7,745	5,158	2,587	2,668	1,611	1,057	55	46	9	2,613	1,565	1,048
	U	4,331	2,766	1,565	1,030	434	596	9	8	1	1,021	426	595
	Uc.	15	10	5	1	1	..	..	..	..	1	1	..
Uttar Pradesh	R	82,698	64,876	17,822	53,506	43,680	9,817	3,020	2,545	475	50,486	41,144	9,342
	U	18,053	11,864	6,189	7,298	4,830	2,468	224	141	83	7,074	4,689	2,385
	Uc.	141	106	35	66	61	5	2	2	..	64	59	5
Andaman and Nicobar Islands	R	5	5	..	3	..	3	3	..	3	..	..	..
	U	8	3	5	..	..	..	..	..	..	..	..	..
	Uc.	..	..	..	..	..	..	..	..	..	..	..	..
Delhi	R	349	218	131	50	44	6	1	..	1	49	44	5
	U	1,188	711	477	426	254	172	30	14	16	396	240	156
	Uc.	2	..	2	..	..	..	..	..	..	..	..	..
Himachal Pradesh	R	28	26	2	13	13	..	1	1	..	12	12	..
	U	21	18	3	4	3	1	..	..	..	4	3	1
	Uc.	1	1	..	..	..	..	..	..	..	..	..	..
Laccadive, Minicoy and Amindivi Islands	R	..	..	..	..	..	..	..	..	..	..	..	..
	U	..	..	..	..	..	..	..	..	..	..	..	..
	Uc.	..	..	..	..	..	..	..	..	..	..	..	..

Continued to page 65.

TABLE D-II—PLACE OF BIRTH—*contd.*

Country/State where born	Rural Urban Unclassifiable	Enumerated in Rural or Urban Area of Hooghly District: Total Persons	Total Males	Total Females	Rural Persons	Rural Males	Rural Females	Urban Persons	Urban Males	Urban Females	Enumerated in Rural or Urban Area of Burdwan District: Total Persons	Total Males	Total Females	Rural Persons	Rural Males	Rural Females	Urban Persons	Urban Males	Urban Females
1	2	114	115	116	117	118	119	120	121	122	123	124	125	126	127	128	129	130	131
Madhya Pradesh	R	2,830	1,174	1,656	338	205	133	2,492	969	1,523	3,790	2,750	1,040	2,763	1,927	836	1,027	823	204
	U	754	261	490	61	33	28	693	231	462	1,127	901	226	301	177	124	826	724	102
	Uc.	1	1	..	1	1	..	..	..	..	6	1	5	..	..	..	6	1	5
Madras	R	1,830	1,083	747	230	138	92	1,600	945	655	1,914	1,407	507	535	377	158	1,379	1,030	349
	U	919	431	488	60	36	24	859	395	464	1,347	842	505	169	108	61	1,178	734	444
	Uc.	3	..	3	2	..	2	1	..	1	7	2	5	..	..	..	7	2	5
Maharashtra	R	316	93	223	25	17	8	291	76	215	691	464	227	144	128	16	547	336	211
	U	405	115	290	62	24	38	343	91	252	727	529	198	143	108	35	584	421	163
	Uc.	1	..	1	1	..	1	..	..	..	13	10	3	..	..	..	13	10	3
Mysore	R	32	22	10	21	12	9	11	10	1	258	84	174	29	16	13	229	68	161
	U	23	20	3	12	9	3	11	11	..	318	183	135	15	10	5	303	173	130
	Uc.	..	..	..	..	..	..	..	..	..	..	..	..	..	..	..	..	..	..
Orissa	R	14,905	12,063	2,842	4,121	3,770	351	10,784	8,293	2,491	10,855	9,652	1,203	7,978	7,325	653	2,877	2,327	550
	U	2,626	1,778	848	163	95	68	2,463	1,683	780	2,187	1,857	330	1,108	961	147	1,079	896	183
	Uc.	13	13	..	6	6	..	7	7	..	9	5	4	1	1	..	8	4	4
Punjab	R	1,652	1,037	615	472	323	149	1,180	714	466	6,039	3,922	2,117	2,290	1,419	871	3,749	2,503	1,246
	U	894	423	471	107	62	45	787	361	426	2,723	1,864	859	481	296	185	2,242	1,568	674
	Uc.	3	2	1	2	1	1	1	1	..	16	8	8	12	8	4	4	..	4
Rajasthan	R	2,748	2,271	477	521	388	133	2,227	1,883	344	2,510	1,705	805	882	662	220	1,628	1,043	585
	U	1,693	1,429	264	96	62	34	1,597	1,367	230	870	524	346	155	79	76	715	445	270
	Uc.	7	4	3	2	..	2	5	4	1	7	5	2	3	3	..	4	2	2
Uttar Pradesh	R	18,924	14,399	4,525	3,309	2,567	742	15,615	11,832	3,783	28,251	22,256	5,995	15,814	12,853	2,961	12,437	9,403	3,034
	U	4,638	2,787	1,851	546	339	207	4,092	2,448	1,644	6,475	4,539	1,936	1,373	975	398	5,102	3,564	1,538
	Uc.	18	7	11	7	4	3	11	3	8	80	57	23	15	14	1	65	43	22
Andaman and Nicobar Islands	R	1	..	1	1	..	1	..	..	..	1	1	..	1	1	..	..	..	..
	U	5	1	4	1	1	..	4	..	4	1	1	..	..	..	..	1	1	..
	Uc.	..	..	..	..	..	..	..	..	..	..	..	..	..	..	..	..	..	..
Delhi	R	202	133	69	31	14	17	171	119	52	143	74	69	40	36	4	103	38	65
	U	459	284	175	88	48	40	371	236	135	462	202	170	131	88	43	331	204	127
	Uc.	1	..	1	..	..	..	1	..	1	2	1	1	1	1	..	1	..	1
Himachal Pradesh	R	10	7	3	3	..	3	7	7	..	10	7	3	2	..	2	8	7	1
	U	12	11	1	1	..	1	11	11	..	2	..	2	1	..	1	1	..	1
	Uc.	1	1	..	..	..	..	1	1	..	..	..	..	..	..	..	..	..	..
Laccadive, Minicoy and Amindivi Island	R	..	..	..	..	..	..	..	..	..	..	..	..	..	..	..	..	..	..
	U	..	..	..	..	..	..	..	..	..	..	..	..	..	..	..	..	..	..
	Uc.	..	..	..	..	..	..	..	..	..	..	..	..	..	..	..	..	..	..

Continued to page 66.

Continued to page 67.

TABLE D-II—PLACE OF BIRTH—*contd.*

Country/State where born	Rural Urban Unclassifiable	Enumerated in Rural or Urban Area of Birbhum District: Total Persons	Total Males	Total Females	Rural Persons	Rural Males	Rural Females	Urban Persons	Urban Males	Urban Females
1	2	132	133	134	135	136	137	138	139	140
Madhya Pradesh	R	46	23	23	30	18	12	16	5	11
	U	41	18	23	28	16	12	13	2	11
	Uc.	..	..	..	..	..	..	..	..	..
Madras	R	13	8	5	6	5	1	7	3	4
	U	17	7	10	16	6	10	1	1	..
	Uc.	..	..	..	..	..	..	..	..	..
Maharashtra	R	18	6	12	7	3	4	11	3	8
	U	29	14	15	19	9	10	10	5	5
	Uc.	..	..	..	..	..	..	..	..	..
Mysore	R	2	2	..	2	2	..	..	..	..
	U	9	4	5	8	3	5	1	1	..
	Uc.	..	..	..	..	..	..	..	..	..
Orissa	R	616	551	65	475	428	47	141	123	18
	U	121	70	51	55	28	27	66	42	24
	Uc.	..	..	..	..	..	..	..	..	..
Punjab	R	70	45	25	25	16	9	45	29	16
	U	52	33	19	21	12	9	31	21	10
	Uc.	..	..	..	..	..	..	..	..	..
Rajasthan	R	490	252	238	116	90	26	374	162	212
	U	176	75	101	55	29	26	121	46	75
	Uc.	..	..	..	..	..	..	..	..	..
Uttar Pradesh	R	1,047	746	301	506	370	136	541	376	165
	U	395	233	162	160	69	91	235	164	17
	Uc.	..	..	..	..	..	..	..	..	..
Andaman and Nicobar Islands	R	..	..	..	..	..	..	..	..	..
	U	1	..	1	1	..	1	..	..	..
	Uc.	..	..	..	..	..	..	..	..	..
Delhi	R	1	..	1	..	..	..	1	..	1
	U	41	23	18	35	21	14	6	2	4
	Uc.	..	..	..	..	..	..	..	..	..
Himachal Pradesh	R	..	..	..	..	..	..	..	..	..
	U	1	..	1	1	..	1	..	..	..
	Uc.	..	..	..	..	..	..	..	..	..
Laccadive, Minicoy and Amindivi Islands	R	..	..	..	..	..	..	..	..	..
	U	..	..	..	..	..	..	..	..	..
	Uc.	..	..	..	..	..	..	..	..	..

Continued to page 68.

Enumerated in Rural or Urban Area of Bankura District: Total Persons	Total Males	Total Females	Rural Persons	Rural Males	Rural Females	Urban Persons	Urban Males	Urban Females
141	142	143	144	145	146	147	148	149
76	34	42	56	23	33	20	11	9
56	27	29	25	9	16	31	18	13
..	..	..	..	..	..	..	..	..
83	51	32	40	26	14	43	25	18
41	28	13	5	4	1	36	24	12
1	..	1	..	..	..	1	..	1
12	7	5	10	6	4	2	1	1
10	1	9	3	1	2	7	..	7
..	..	..	..	..	..	..	..	..
..	..	..	..	..	..	..	..	..
1	..	1	..	..	..	1	..	1
..	..	..	..	..	..	..	..	..
606	461	145	494	383	111	112	78	34
154	75	79	82	39	43	72	36	36
2	1	1	2	1	1	..	..	..
93	85	8	40	39	1	53	46	7
79	48	31	13	7	6	66	41	25
9	7	2	..	..	..	9	7	2
208	148	60	43	26	17	165	122	43
200	94	106	16	10	6	184	84	100
4	2	2	..	..	..	4	2	2
853	636	217	611	429	182	242	207	35
324	211	113	155	96	59	169	115	54
1	1	..	..	..	..	1	1	..
..	..	..	..	..	..	..	..	..
2	..	2	1	..	1	1	..	1
..	..	..	..	..	..	..	..	..
3	2	1	3	2	1	..	..	..
22	12	10	11	9	2	11	3	8
..	..	..	..	..	..	..	..	..
1	..	1	..	..	..	1	..	1
3	2	1	1	1	..	2	1	1
..	..	..	..	..	..	..	..	..
..	..	..	..	..	..	..	..	..
..	..	..	..	..	..	..	..	..
..	..	..	..	..	..	..	..	..

Continued to page 69.

TABLE D-II—PLACE OF BIRTH—*contd.*

Country/State where born	Rural Urban Unclassifiable	Enumerated in Rural or Urban Area of Midnapore District — Total Persons	Total Males	Total Females	Rural Persons	Rural Males	Rural Females	Urban Persons	Urban Males	Urban Females	Enumerated in Rural or Urban Area of Purulia District — Total Persons	Total Males	Total Females	Rural Persons	Rural Males	Rural Females	Urban Persons	Urban Males	Urban Females
1	2	150	151	152	153	154	155	156	157	158	159	160	161	162	163	164	165	166	167
Madhya Pradesh	R	2,271	656	1,615	228	120	99	2,043	527	1,516	282	108	174	178	47	131	104	61	43
	U	947	220	727	110	58	52	837	162	675	220	90	130	25	10	15	195	80	115
	Uc.	..	..	..	..	..	..	..	..	..	..	..	..	..	..	..	..	..	..
Madras	R	3,546	853	2,693	383	275	108	3,163	578	2,585	160	95	65	77	64	13	83	31	52
	U	1,346	749	597	165	86	79	1,181	663	518	207	98	109	60	24	36	147	74	73
	Uc.	..	..	..	..	..	..	..	..	..	..	..	..	..	..	..	..	..	..
Maharashtra	R	257	63	194	63	38	25	194	25	169	28	19	9	5	5	..	23	14	9
	U	405	127	278	113	71	42	292	56	236	69	22	47	4	3	1	65	19	46
	Uc.	..	..	..	..	..	..	..	..	..	..	..	..	..	..	..	..	..	..
Mysore	R	65	53	12	51	40	11	14	13	1	23	3	20	4	3	1	19	..	19
	U	71	49	22	55	36	19	16	13	3	34	2	32	1	1	..	33	1	32
	Uc.	..	..	..	..	..	..	..	..	..	..	..	..	..	..	..	..	..	..
Orissa	R	27,246	10,690	16,556	23,521	8,985	14,536	3,725	1,705	2,020	858	429	429	497	242	255	361	187	174
	U	2,165	911	1,254	634	324	310	1,531	587	944	351	140	211	61	20	41	290	120	170
	Uc.	4	3	1	4	3	1	..	..	..	..	..	..	..	..	..	..	..	..
Punjab	R	760	395	365	213	141	72	547	254	293	438	231	207	358	179	179	80	52	28
	U	466	242	224	186	122	64	280	120	160	127	72	55	36	10	26	91	62	29
	Uc.	..	..	..	..	..	..	..	..	..	..	..	..	..	..	..	..	..	..
Rajasthan	R	680	405	275	264	172	92	416	233	183	739	235	504	417	85	332	322	150	172
	U	291	200	91	80	59	21	211	141	70	515	265	250	33	8	25	482	257	225
	Uc.	..	..	..	..	..	..	..	..	..	1	1	..	..	..	..	1	1	..
Uttar Pradesh	R	3,791	2,311	1,480	912	684	228	2,879	1,627	1,252	1,270	629	641	772	342	430	498	287	211
	U	1,281	863	418	275	163	112	1,006	700	306	465	206	259	90	22	68	375	184	191
	Uc.	..	..	..	..	..	..	..	..	..	..	..	..	..	..	..	..	..	..
Andaman and Nicobar Islands	R	5	5	..	..	..	..	5	5	..	..	..	..	..	..	..	..	..	..
	U	2	2	..	..	..	..	2	2	..	..	..	..	..	..	..	..	..	..
	Uc.	..	..	..	..	..	..	..	..	..	..	..	..	..	..	..	..	..	..
Delhi	R	33	22	11	12	5	7	21	17	4	4	..	4	..	..	..	4	..	4
	U	117	50	67	86	40	46	31	10	21	49	18	31	7	2	5	42	16	26
	Uc.	..	..	..	..	..	..	..	..	..	..	..	..	..	..	..	..	..	..
Himachal Pradesh	R	1	1	..	1	1	..	..	..	..	..	..	..	..	..	..	..	..	..
	U	3	3	..	1	1	..	2	2	..	1	1	..	..	..	..	1	1	..
	Uc.	..	..	..	..	..	..	..	..	..	..	..	..	..	..	..	..	..	..
Laccadive, Minicoy and Amindivi Islands	R	..	..	..	..	..	..	..	..	..	..	..	..	..	..	..	..	..	..
	U	..	..	..	..	..	..	..	..	..	..	..	..	..	..	..	..	..	..
	Uc.	..	..	..	..	..	..	..	..	..	..	..	..	..	..	..	..	..	..

Continued to page 70.

Continued to page 71.

TABLE D-II—PLACE OF BIRTH—*contd.*

Country/State where born	Rural Urban Unclassifiable	Enumerated in Rural or Urban Area of: WEST BENGAL — Total Persons	Total Males	Total Females	Rural Persons	Rural Males	Rural Females	Urban Persons	Urban Males	Urban Females	Enumerated in Rural or Urban Area of: *Presidency Division* — Total Persons	Total Males	Total Females	Rural Persons	Rural Males	Rural Females	Urban Persons	Urban Males	Urban Females
1	2	3	4	5	6	7	8	9	10	11	12	13	14	15	16	17	18	19	20
Manipur	R	280	219	61	74	61	13	206	158	48	244	189	55	46	35	11	198	154	44
	U	135	89	46	38	29	9	97	60	37	101	56	45	21	12	9	80	44	36
	Uc.	..	..	..	..	..	..	..	..	..	..	..	..	..	..	..	..	..	..
Tripura	R	3,791	2,364	1,427	1,582	871	711	2,209	1,493	716	2,610	1,683	927	931	501	430	1,679	1,182	497
	U	1,293	853	440	179	95	84	1,114	758	356	949	654	295	75	37	38	874	617	257
	Uc.	16	4	12	2	..	2	14	4	10	14	4	10	..	..	..	14	4	10
Dadra and Nagar Haveli	R	..	..	..	..	..	..	..	..	..	..	..	..	..	..	..	..	..	..
	U	..	..	..	..	..	..	..	..	..	..	..	..	..	..	..	..	..	..
	Uc.	..	..	..	..	..	..	..	..	..	..	..	..	..	..	..	..	..	..
Goa, Daman and Diu	R	92	72	20	5	5	..	87	67	20	80	66	14	2	2	..	78	64	14
	U	132	97	35	..	..	..	132	97	35	122	93	29	..	..	..	122	93	29
	Uc.	4	1	3	..	..	..	4	1	3	1	..	1	..	..	..	1	..	1
Pondicherry	R	25	14	11	1	1	..	24	13	11	19	8	11	..	..	..	19	8	11
	U	20	10	10	..	..	..	20	10	10	6	4	2	..	..	..	6	4	2
	Uc.	..	..	..	..	..	..	..	..	..	..	..	..	..	..	..	..	..	..
North-East Frontier Agency	R	7	7	..	1	1	..	6	6	..	7	7	..	1	1	..	6	6	..
	U	..	..	..	..	..	..	..	..	..	..	..	..	..	..	..	..	..	..
	Uc.	..	..	..	..	..	..	..	..	..	..	..	..	..	..	..	..	..	..
Nagaland	R	33	26	7	2	2	..	31	24	7	30	24	6	1	1	..	29	23	6
	U	41	33	8	3	..	3	38	33	5	37	33	4	1	..	1	36	33	3
	Uc.	..	..	..	..	..	..	..	..	..	..	..	..	..	..	..	..	..	..
Sikkim	R	5,830	2,866	2,964	5,075	2,270	2,805	755	596	159	5,830	2,866	2,964	5,075	2,270	2,805	755	596	159
	U	723	351	372	545	236	309	178	115	63	723	351	372	545	236	309	178	115	63
	Uc.	149	114	35	128	105	23	21	9	12	143	108	35	125	102	23	18	6	12
B. Born in Countries in Asia beyond India (including U.S.S.R.)		*3,200,795*	*1,753,068*	*1,447,727*	*1,588,199*	*840,214*	*747,985*	*1,612,596*	*912,854*	*699,742*	*2,746,950*	*1,498,400*	*1,248,550*	*1,398,296*	*737,555*	*660,741*	*1,348,654*	*760,845*	*587,809*
Afghanistan		451	441	10	179	176	3	272	265	7	267	260	7	115	112	3	152	148	4
Burma		6,885	3,391	3,494	1,019	503	516	5,866	2,888	2,978	5,325	2,557	2,768	686	330	356	4,639	2,227	2,412
Ceylon		139	112	27	65	60	5	74	52	22	118	100	18	51	50	1	67	50	17
China		4,119	2,406	1,713	364	287	77	3,755	2,119	1,636	4,038	2,361	1,677	324	264	60	3,714	2,097	1,617
Nepal		109,190	68,501	40,689	74,229	42,582	31,647	34,961	25,919	9,042	97,732	59,483	38,249	71,255	40,269	30,986	26,477	19,214	7,263
Pakistan		3,068,750	1,671,915	1,396,835	1,507,220	793,832	713,388	1,561,530	878,083	683,447	2,628,340	1,427,423	1,200,917	1,320,832	693,818	627,014	1,307,508	733,605	573,903
Singapore, Malaya and British Borneo		406	191	215	172	96	76	234	95	139	357	157	200	134	67	67	223	90	133
U. S. S. R.		54	25	29	3	2	1	51	23	28	51	24	27	1	1	..	50	23	27
Elsewhere		10,801	6,086	4,715	4,948	2,676	2,272	5,853	3,410	2,443	10,722	6,035	4,687	4,898	2,644	2,254	5,824	3,391	2,433
C. Countries in Europe (excluding U.S.S.R.)		*5,080*	*3,001*	*2,079*	*536*	*317*	*219*	*4,544*	*2,684*	*1,860*	*4,135*	*2,473*	*1,712*	*404*	*242*	*162*	*3,731*	*2,231*	*1,550*
U. K. (including N. Ireland)		3,852	2,055	1,797	311	210	101	3,541	1,845	1,696	3,258	1,762	1,491	217	154	63	3,086	1,608	1,428
Ireland		53	34	19	2	..	2	51	34	17	11	9	2	2	..	2	9	9	..
Elsewhere		1,175	912	263	223	107	116	952	805	147	921	702	219	185	88	97	736	614	122

Continued to page 72.

Continued to page 73.

TABLE D-II—PLACE OF BIRTH—*contd.*

Country/State where born	Rural Urban Unclassifiable	Enumerated in Rural or Urban Area of Darjeeling District — Total Persons	Total Males	Total Females	Rural Persons	Rural Males	Rural Females	Urban Persons	Urban Males	Urban Females	Enumerated in Rural or Urban Area of Jalpaiguri District — Total Persons	Total Males	Total Females	Rural Persons	Rural Males	Rural Females	Urban Persons	Urban Males	Urban Females
1	2	21	22	23	24	25	26	27	28	29	30	31	32	33	34	35	36	37	38
Manipur	R	22	16	6	20	14	6	2	2	..	10	8	2	10	8	2	..	..	..
	U	6	5	1	2	1	1	4	4	..	7	7	..	7	7	..	..	..	..
	Uc.	..	..	..	..	..	..	..	..	..	..	..	..	..	..	..	..	..	..
Tripura	R	32	23	9	16	7	9	16	16	..	121	104	17	114	102	12	7	2	5
	U	21	19	2	5	4	1	16	15	1	15	4	11	9	3	6	6	1	5
	Uc.	..	..	..	..	..	..	..	..	..	..	..	..	..	..	..	..	..	..
Dadra and Nagar Haveli	R	..	..	..	..	..	..	..	..	..	..	..	..	..	..	..	..	..	..
	U	..	..	..	..	..	..	..	..	..	..	..	..	..	..	..	..	..	..
	Uc.	..	..	..	..	..	..	..	..	..	..	..	..	..	..	..	..	..	..
Goa, Daman and Diu	R	2	2	..	2	2	..	..	..	..	..	..	..	..	..	..	..	..	..
	U	2	2	..	..	..	..	2	2	..	..	..	..	..	..	..	..	..	..
	Uc.	..	..	..	..	..	..	..	..	..	..	..	..	..	..	..	..	..	..
Pondicherry	R	1	..	1	..	..	..	1	..	1	..	..	..	..	..	..	..	..	..
	U	..	..	..	..	..	..	..	..	..	..	..	..	..	..	..	..	..	..
	Uc.	..	..	..	..	..	..	..	..	..	..	..	..	..	..	..	..	..	..
North-East Frontier Agency	R	1	1	..	1	1	..	..	..	..	..	..	..	..	..	..	..	..	..
	U	..	..	..	..	..	..	..	..	..	..	..	..	..	..	..	..	..	..
	Uc.	..	..	..	..	..	..	..	..	..	..	..	..	..	..	..	..	..	..
Nagaland	R	6	2	4	..	..	..	6	2	4	..	..	..	..	..	..	..	..	..
	U	8	6	2	..	..	..		6	2	..	..	..	..	..	..	..	..	..
	Uc.	..	..	..	..	..	..	..	..	..	..	..	..	..	..	..	..	..	..
Sikkim	R	5,324	2,561	2,763	4,574	1,966	2,608	750	595	155	504	304	200	501	304	197	3	..	3
	U	509	268	241	331	153	178	178	115	63	214	83	131	214	83	131	..	..	..
	Uc.	128	100	28	123	100	23	5	..	5	..	..	..	..	..	..	..	..	..
B. Born in Countries in Asia beyond India (including U. S. S. R.)		*87,543*	*48,897*	*38,646*	*51,042*	*27,982*	*23,060*	*36,501*	*20,915*	*15,586*	*259,795*	*144,032*	*115,713*	*212,309*	*118,343*	*93,961*	*47,486*	*25,734*	*21,752*
Afghanistan		31	29	2	22	21	1	9	8	1	86	84	2	86	84	2	..	..	..
Burma		611	241	370	311	164	147	300	77	223	169	54	115	128	50	78	41	4	37
Ceylon		49	47	2	48	47	1	1	..	1	2	2	..	2	2	..	..	..	..
China		146	104	42	16	10	6	130	94	36	134	113	21	106	89	17	28	24	4
Nepal		41,109	23,336	17,773	32,189	17,680	14,509	8,920	5,656	3,264	38,142	21,720	16,422	37,453	21,216	16,237	689	504	185
Pakistan		38,162	21,194	16,968	16,368	9,141	7,227	21,794	12,053	9,741	218,341	120,331	98,010	171,617	95,129	76,488	46,724	25,202	21,522
Singapore, Malaya and British Borneo		237	124	113	124	63	61	113	61	52	1	..	1	1	..	1	..	..	..
U. S. S. R.		1	1	..	1	1	..	..	..	..	..	..	..	..	..	..	..	..	..
Elsewhere		7,197	3,821	3,376	1,963	855	1,108	5,234	2,966	2,268	2,920	1,778	1,142	2,916	1,778	1,138	4	..	4
C. Countries in Europe (excluding U.S.S.R.)		*317*	*188*	*129*	*191*	*102*	*89*	*126*	*86*	*40*	*166*	*117*	*49*	*166*	*117*	*49*	..	..	..
U. K. (including N. Ireland)		86	54	32	71	47	24	15	7	8	141	105	36	141	105	36	..	..	..
Ireland		..	..	..	..	..	..	..	..	..	1	..	1	1	..	1	..	..	..
Elsewhere		231	134	97	120	55	65	111	79	32	24	12	12	24	12	12	..	..	..

Continued to page 74.

Continued to page 76.

TABLE D-II -PLACE

Country/State where born	Rural Urban Unclassifiable	Enumerated in Rural or Urban Area of Cooch Behar District — Total Persons	Total Males	Total Females	Rural Persons	Rural Males	Rural Females	Urban Persons	Urban Males	Urban Females
1	2	39	40	41	42	43	44	45	46	47
Manipur	R	2	2	..	2	2	..	..	..	..
	U	..	..	..	..	..	..	..	..	..
	Uc.	..	..	..	..	..	..	..	..	..
Tripura	R	69	51	18	15	9	6	54	42	12
	U	12	7	5	1	1	..	11	6	5
	Uc.	..	..	..	..	..	..	..	..	..
Dadra and Nagar Haveli	R	..	..	..	..	..	..	..	..	..
	U	..	..	..	..	..	..	..	..	..
	Uc.	..	..	..	..	..	..	..	..	..
Goa, Daman and Diu	R	..	..	..	..	..	..	..		..
	U	..	..	..	..	..	..	..	..	..
	Uc.	..	..	..	..	..	..	..	..	..
Pondicherry	R	..	..	..	..	..	..	..	..	..
	U	..	..	..	..	..	..	..	..	..
	Uc.	..	..	..	..	..	..	..	..	..
North-East Frontier Agency	R	..	..	..	..	..	..	..	..	..
	U	..	..	..	..	..	..	..	..	..
	Uc.	..	..	..	..	..	..	..	..	..
Nagaland	R	..	..	..	..	..	..	..	..	..
	U	..	..	..	..	..	..	..	..	..
	Uc.	..	..	..	..	..	..	..	..	..
Sikkim	R	2	1	1	..	..	..	2	1	1
	U	..	..	..	..	..	..	..	..	..
	Uc.	..	..	..	..	..	..	..	..	..
B. Born in Countries in Asia beyond India (including U.S.S.R.)		*253,573*	*141,906*	*111,667*	*228,124*	*124,315*	*103,809*	*25,449*	*17,591*	*7,858*
Afghanistan		2	2	..	..	..	..	2	2	..
Burma		39	29	10	2	1	1	37	28	9
Ceylon		1	1	..	1	1	..	..	..	..
China		..	..	..	..	..	..	..	..	..
Nepal		772	683	89	487	445	42	285	238	47
Pakistan		252,753	141,187	111,566	227,628	123,864	103,764	25,125	17,323	7,802
Singapore, Malaya and British Borneo		..	..	..	..	..	..	..	..	..
U. S. S. R.		..	..	..	..	..	..	..	..	..
Elsewhere		6	4	2	6	4	2	..	..	..
C. Countries in Europe (excluding U. S. S. R.)		*3*	*1*	*2*	*2*	..	*2*	*1*	*1*	..
U. K. (Including N. Ireland)		..	..	..	..	..	..	..	..	..
Ireland		..	..	..	..	..	..	..	..	..
Elsewhere		3	1	2	2	..	2	1	1	..

Continued to page 76.

OF BIRTH—*contd.*

Enumerated in Rural or Urban Area of West Dinajpur District — Total Persons	Total Males	Total Females	Rural Persons	Rural Males	Rural Females	Urban Persons	Urban Males	Urban Females
48	49	50	51	52	53	54	55	56
..	..	..	..	..	..	..	..	..
1	1	..	..	..	..	1	1	..
..	..	..	..	..	..	..	..	..
24	8	16	19	7	12	5	1	4
5	1	4	..	..	..	5	1	4
..	..	..	..	..	..	..	..	..
..	..	..	..	..	..	..	..	..
..	..	..	..	..	..	..	..	..
..	..	..	..	..	..	..	..	..
..	..	..	..	..	..	..	..	..
..	..	..	..	..	..	..	..	..
..	..	..	..	..	..	..	..	..
..	..	..	..	..	..	..	..	..
..	..	..	..	..	..	..	..	..
..	..	..	..	..	..	..	..	..
..	..	..	..	..	..	..	..	..
..	..	..	..	..	..	..	..	..
..	..	..	..	..	..	..	..	..
..	..	..	..	..	..	..	..	..
..	..	..	..	..	..	..	..	..
..	..	..	..	..	..	..	..	..
..	..	..	..	..	..	..	..	..
2	2	..	1	1	..	1	1	..
173,010	*89,124*	*83,886*	*125,482*	*63,738*	*61,744*	*47,528*	*25,386*	*22,142*
4	4	..	3	3	..	1	1	..
16	11	5	8	6	2	8	5	3
..	..	..	..	..	..	..	..	..
..	..	..	..	..	..	..	..	..
747	617	130	313	237	76	434	380	54
172,237	88,489	83,748	125,155	63,491	61,664	47,082	24,998	22,084
..	..	..	..	..	..	..	..	..
..	..	..	..	..	..	..	..	..
6	3	3	3	1	2	3	2	1
8	*2*	*6*	*5*	*2*	*3*	*3*	..	*3*
3	..	3	..	..	..	3	..	3
..	..	..	..	..	..	..	..	..
5	2	3	5	2	3	..	..	..

Continued to page 77.

TABLE D-II –PLACE OF BIRTH—*contd.*

Country/State where born	Rural Urban Unclassifiable	Enumerated in Rural or Urban Area of: Malda District — Total: Persons	Malda — Total: Males	Malda — Total: Females	Malda — Rural: Persons	Malda — Rural: Males	Malda — Rural: Females	Malda — Urban: Persons	Malda — Urban: Males	Malda — Urban: Females
1	2	57	58	59	60	61	62	63	64	65
Manipur	R	..	..	..	..	..	..	..	..	..
	U	..	..	..	..	..	..	..	..	..
	Uc.	..	..	..	..	..	..	..	..	..
Tripura	R	7	4	3	7	4	3	..	..	..
	U	2	..	2	2	..	2	..	..	..
	Uc.	..	..	..	..	..	..	..	..	..
Dadra and Nagar Haveli	R	..	..	..	..	..	..	..	..	..
	U	..	..	..	..	..	..	..	..	..
	Uc.	..	..	..	..	..	..	..	..	..
Goa, Daman and Diu	R	..	..	..	..	..	..	..	..	..
	U	..	..	..	..	..	..	..	..	..
	Uc.	..	..	..	..	..	..	..	..	..
Pondicherry	R	..	..	..	..	..	..	..	..	..
	U	..	..	..	..	..	..	..	..	..
	Uc.	..	..	..	..	..	..	..	..	..
North-East Frontier Agency	R	..	..	..	..	..	..	..	..	..
	U	..	..	..	..	..	..	..	..	..
	Uc.	..	..	..	..	..	..	..	..	..
Nagaland	R	..	..	..	..	..	..	..	..	..
	U	..	..	..	..	..	..	..	..	..
	Uc.	..	..	..	..	..	..	..	..	..
Sikkim	R	..	..	..	..	..	..	..	..	..
	U	..	..	..	..	..	..	..	..	..
	Uc.	1	1	..	1	1	..	..	..	..
B. Born in Countries in Asia beyond India (including U. S. S. R.)		*64,685*	*33,476*	*31,209*	*54,747*	*27,851*	*26,896*	*9,938*	*5,625*	*4,313*
Afghanistan		..	..	..	..	..	..	..	..	..
Burma		5	3	2	5	3	2	..	..	..
Ceylon		..	..	..	..	..	..	..	..	..
China		..	..	..	..	..	..	..	..	..
Nepal		206	168	38	144	107	37	62	61	1
Pakistan		64,474	33,305	31,169	54,598	27,741	26,857	9,876	5,564	4,312
Singapore, Malaya and British Borneo		..	..	..	..	..	..	..	..	..
U. S. S. R.		..	..	..	..	..	..	..	..	..
Elsewhere		..	..	..	..	..	..	..	..	..
C. Countries in Europe (excluding U.S.S.R.)		*14*	*4*	*10*	*12*	*2*	*10*	*2*	*2*	..
U. K. (including N. Ireland)		3	2	1	1	..	1	2	2	..
Ireland		..	..	..	..	..	..	..	..	..
Elsewhere		11	2	9	11	2	9	..	..	..

Continued to page 78.

Enumerated in Rural or Urban Area of: Murshidabad District — Total: Persons	Murshidabad — Total: Males	Murshidabad — Total: Females	Murshidabad — Rural: Persons	Murshidabad — Rural: Males	Murshidabad — Rural: Females	Murshidabad — Urban: Persons	Murshidabad — Urban: Males	Murshidabad — Urban: Females
66	67	68	69	70	71	72	73	74
10	10	..	..	..	..	10	10	..
2	1	1	1	..	1	1	1	..
..	..	..	..	..	..	..	..	..
50	31	19	21	10	11	29	1	8
14	5	9	6	3	3	8	2	6
3	3	..	..	..	..	3	3	..
..	..	..	..	..	..	..	..	..
..	..	..	..	..	..	..	..	..
..	..	..	..	..	..	..	..	..
..	..	..	..	..	..	..	..	..
..	..	..	..	..	..	..	..	..
..	..	..	..	..	..	..	..	..
..	..	..	..	..	..	..	..	..
..	..	..	..	..	..	..	..	..
..	..	..	..	..	..	..	..	..
..	..	..	..	..	..	..	..	..
..	..	..	..	..	..	..	..	..
..	..	..	..	..	..	..	..	..
..	..	..	..	..	..	..	..	..
..	..	..	..	..	..	..	..	..
..	..	..	..	..	..	..	..	..
..	..	..	..	..	..	..	..	..
65,070	*34,262*	*30,808*	*47,370*	*24,026*	*23,344*	*17,700*	*10,236*	*7,464*
2	2	..	2	2	..	..	..	..
39	15	24	21	8	13	18	7	11
..	..	..	..	..	..	..	..	..
4	..	4	..	..	..	4	..	4
161	137	24	52	40	12	109	97	12
64,862	34,106	30,756	47,293	23,974	23,319	17,569	10,132	7,437
—	—	—	—	—	..	..	..	..
—	..	..	—	..	..	—	..	..
2	2	..	2	2	—	—	—	..
6	*1*	*5*	*5*	*1*	*4*	*1*	—	*1*
1	..	1	—	—	—	1	..	1
..	—	—	—	—	—	—	..	..
5	1	4	5	1	4	..	—	..

Continued to page 79.

TABLE D-II—PLACE OF BIRTH—*contd.*

Country/State where born	Rural Urban Unclassifiable	Enumerated in Rural or Urban Area of Nadia District: Total Persons	Total Males	Total Females	Rural Persons	Rural Males	Rural Females	Urban Persons	Urban Males	Urban Females	Enumerated in Rural or Urban Area of 24-Parganas District: Total Persons	Total Males	Total Females	Rural Persons	Rural Males	Rural Females	Urban Persons	Urban Males	Urban Females
1	2	75	76	77	78	79	80	81	82	83	84	85	86	87	88	89	90	91	92
Manipur	R	22	3	19	3	..	3	19	3	16	26	26	..	11	11	..	15	15	..
	U	28	6	22	5	..	5	23	6	17	20	16	4	6	4	2	14	12	2
	Uc.	..	..	..	..	..	..	..	..	..	..	..	..	..	..	..	..	..	..
Tripura	R	405	267	228	395	194	201	100	73	27	1,158	689	469	344	168	176	814	521	293
	U	67	41	26	21	7	14	46	34	12	460	356	104	31	19	12	429	337	92
	Uc.	..	..	..	..	..	..	..	..	..	7	1	6	..	..	..	7	1	6
Dadra and Nagar Haveli	R	..	..	..	..	..	..	..	..	..	..	..	..	..	..	..	..	..	..
	U	..	..	..	..	..	..	..	..	..	..	..	..	..	..	..	..	..	..
	Uc.	..	..	..	..	..	..	..	..	..	..	..	..	..	..	..	..	..	..
Goa, Daman and Diu	R	..	..	..	..	..	..	..	..	..	..	..	..	..	..	..	..	..	..
	U	..	..	..	..	..	..	..	..	..	4	4	..	..	..	..	4	4	..
	Uc.	..	..	..	..	..	..	..	..	..	..	..	..	..	..	..	..	..	..
Pondicherry	R	..	..	..	..	..	..	..	..	..	..	..	..	..	..	..	..	..	..
	U	..	..	..	..	..	..	..	..	..	3	3	..	..	..	..	3	3	..
	Uc.	..	..	..	..	..	..	..	..	..	..	..	..	..	..	..	..	..	..
North-East Frontier Agency	R	..	..	..	..	..	..	..	..	..	6	6	..	..	..	..	6	6	..
	U	..	..	..	..	..	..	..	..	..	..	..	..	..	..	..	..	..	..
	Uc.	..	..	..	..	..	..	..	..	..	..	..	..	..	..	..	..	..	..
Nagaland	R	..	..	..	..	..	..	..	..	..	10	10	..	1	1	..	9	9	..
	U	..	..	..	..	..	..	..	..	..	14	13	1	1	..	1	13	13	..
	Uc.	..	..	..	..	..	..	..	..	..	..	..	..	..	..	..	..	..	..
Sikkim	R	..	..	..	..	..	..	..	..	..	..	..	..	..	..	..	..	..	..
	U	..	..	..	..	..	..	..	..	..	..	..	..	..	..	..	..	..	..
	Uc.	..	..	..	..	..	..	..	..	..	..	..	..	..	..	..	..	..	..
B. Born in Countries in Asia beyond India (including U.S.S.R.)		*503,247*	*257,018*	*246,229*	*381,319*	*195,678*	*185,641*	*121,928*	*61,340*	*60,588*	*792,861*	*415,216*	*377,645*	*297,903*	*155,617*	*142,286*	*494,958*	*259,599*	*235,359*
Afghanistan		4	4	..	..	..	..	4	4	..	31	31	..	2	2	..	29	29	..
Burma		164	65	99	72	22	50	92	43	49	848	415	433	139	76	63	709	339	370
Ceylon		..	..	..	..	..	..	..	..	..	4	2	2	..	..	..	4	2	2
China		2	2	..	..	..	..	2	2	..	301	241	60	202	165	37	99	76	23
Nepal		422	347	75	229	198	31	193	149	44	4,953	3,757	1,196	388	346	42	4,565	3,411	1,154
Pakistan		502,645	256,595	246,050	381,009	195,453	185,556	121,636	61,142	60,494	786,661	410,741	375,920	297,164	155,025	142,139	489,497	255,716	233,781
Singapore, Malaya and British Borneo		6	4	2	6	4	2	..	..	..	9	2	7	3	..	3	6	2	
U.S.S.R.		..	..	..	..	..	..	..	..	..	46	23	23	..	..	..	46	23	23
Elsewhere		4	1	3	3	1	2	1	..	1	8	4	4	5	3	2	3	1	2
C. Countries in Europe (excluding U.S.S.R.)		*20*	*17*	*3*	*10*	*9*	*1*	*10*	*8*	*2*	*143*	*92*	*51*	*13*	*9*	*4*	*130*	*83*	*47*
U.K. (including N. Ireland)		1	1	..	1	1	..	..	..	..	110	76	34	3	1	2	107	75	32
Ireland		..	..	..	..	..	..	..	..	..	1	..	1	1	..	1	..	..	..
Elsewhere		19	16	3	9	8	1	10	8	2	32	16	16	9	8	1	23	8	15

Continued to page 80.

Continued to page 81.

TABLE D-II—PLACE

Country/State where born	Rural Urban Unclassifiable	Enumerated in Rural or Urban Area of: Calcutta — Urban: Persons	Calcutta — Urban: Males	Calcutta — Urban: Females	*Burdwan Division* — Total: Persons	*Burdwan Division* — Total: Males	*Burdwan Division* — Total: Females	*Burdwan Division* — Rural: Persons	*Burdwan Division* — Rural: Males	*Burdwan Division* — Rural: Females
1	2	93	94	95	96	97	98	99	100	101
Manipur	R	152	124	28	36	30	6	28	26	2
	U	37	20	17	34	33	1	17	17	..
	Uc.	..	..	..	..	..	..	..	..	..
Tripura	R	654	506	148	1,181	681	500	651	370	281
	U	353	221	132	244	199	145	104	58	46
	Uc.	4	..	4	2	..	2	2	..	2
Dadra and Nagar Haveli	R	..	..	..	..	..	..	..	..	..
	U	..	..	..	..	..	..	..	..	..
	Uc.	..	..	..	..	..	..	..	..	..
Goa, Daman and Diu	R	78	64	14	12	6	6	3	3	..
	U	116	87	29	10	4	6	..	..	..
	Uc.	1	..	1	3	1	2	..	..	..
Pondicherry	R	18	8	10	6	6	..	1	1	..
	U	3	1	2	14	6	8	..	..	..
	Uc.	..	..	..	..	..	..	..	..	..
North-East Frontier Agency	R	..	..	..	..	..	..	..	..	..
	U	..	..	..	..	..	..	..	..	..
	Uc.	..	..	..	..	..	..	..	..	..
Nagaland	R	14	12	2	3	2	1	1	1	..
	U	15	14	1	4	..	4	2	..	2
	Uc.	..	..	..	..	..	..	..	..	..
Sikkim	R	..	..	..	..	..	..	..	..	..
	U	..	..	..	..	..	..	..	..	..
	Uc.	12	5	7	6	6	..	3	3	..
B. Born in Countries in Asia beyond India (including U.S.S.R.)		*547,166*	*334,419*	*212,747*	*453,845*	*254,668*	*199,177*	*189,903*	*102,659*	*87,244*
Afghanistan		107	104	3	184	181	3	64	64	..
Burma		3,434	1,724	1,710	1,560	834	726	333	173	160
Ceylon		62	48	14	21	12	9	14	10	4
China		3,451	1,901	1,550	81	45	36	40	23	17
Nepal		11,220	8,718	2,502	11,458	9,018	2,440	2,074	2,313	661
Pakistan		528,205	321,475	206,730	440,410	244,492	195,918	186,388	100,014	86,374
Singapore, Malaya and British Borneo		104	27	77	49	34	15	38	20	9
U. S. S. R.		4	..	4	3	1	2	2	1	1
Elsewhere		579	422	157	79	51	28	50	32	18
C. Countries in Europe (excluding U.S.S.R.)		*3,508*	*2,051*	*1,457*	*895*	*528*	*367*	*132*	*75*	*57*
U. K. (including N. Ireland)		2,908	1,524	1,384	599	293	306	94	56	38
Ireland		9	9	..	42	25	17	..	..	..
Elsewhere		591	518	73	254	210	44	38	19	19

Contined to page 82.

OF BIRTH—*contd.*

Enumerated in Rural or Urban Area of: *Burdwan Division* — Urban: Persons	*Burdwan Division* — Urban: Males	*Burdwan Division* — Urban: Females	Howrah District — Total: Persons	Howrah District — Total: Males	Howrah District — Total: Females	Howrah District — Rural: Persons	Howrah District — Rural: Males	Howrah District — Rural: Females	Howrah District — Urban: Persons	Howrah District — Urban: Males	Howrah District — Urban: Females
102	103	104	105	106	107	108	109	110	111	112	113
8	4	4	3	2	1	..	..	..	3	2	1
17	16	1	7	6	1	..	..	..	7	6	1
..	..	..	..	..	..	..	..	..	..	..	..
530	311	219	213	105	108	73	19	54	140	86	54
240	141	99	50	35	15	5	2	3	45	33	12
..	..	..	..	..	..	..	..	..	..	..	..
..	..	..	..	..	..	..	..	..	..	..	..
..	..	..	..	..	..	..	..	..	..	..	..
..	..	..	..	..	..	..	..	..	..	..	..
9	3	6	3	2	1	..	..	..	3	2	1
10	4	6	1	1	..	..	..	..	1	1	..
3	1	2	..	..	..	..	..	..	..	..	..
5	5	..	..	..	..	..	..	..	..	..	..
14	6	8	2	..	2	..	..	..	2	..	2
..	..	..	..	..	..	..	..	..	..	..	..
..	..	..	..	..	..	..	..	..	..	..	..
..	..	..	..	..	..	..	..	..	..	..	..
..	..	..	..	..	..	..	..	..	..	..	..
2	1	1	..	..	..	..	..	..	..	..	..
2	..	2	..	..	..	..	..	..	..	..	..
..	..	..	..	..	..	..	..	..	..	..	..
..	..	..	..	..	..	..	..	..	..	..	..
..	..	..	..	..	..	..	..	..	..	..	..
3	3	..	3	3	..	1	1	..	2	2	..
263,942	*152,009*	*111,933*	*84,432*	*49,667*	*34,765*	*14,202*	*7,849*	*6,353*	*70,230*	*41,818*	*28,412*
120	117	3	92	92	..	14	14	..	78	78	..
1,227	661	566	527	254	273	79	46	33	448	208	240
7	2	5	3	2	1	1	1	..	2	1	1
41	22	19	6	5	1	..	..	..	6	5	1
8,484	6,705	1,779	3,537	2,911	626	393	287	106	3,144	2,624	520
254,022	144,478	109,544	80,229	46,382	33,847	13,687	7,485	6,202	66,542	38,897	27,645
11	5	6	12	7	5	4	3	1	8	4	4
1	..	1	..	..	..	..	..	..	..	..	..
29	19	10	26	14	12	24	13	11	2	1	1
763	*453*	*310*	*99*	*45*	*45*	*26*	*15*	*11*	*73*	*39*	*34*
505	237	268	94	53	41	26	15	11	68	38	30
42	25	17	..	..	..	..	..	..	..	..	..
216	191	25	5	1	4	..	..	..	5	1	4

Continued to page 83.

TABLE D-II—PLACE OF BIRTH—*contd.*

Country/State where born	Rural Urban Unclassifiable	Enumerated in Rural or Urban Area of: Hooghly District — Total Persons	Total Males	Total Females	Rural Persons	Rural Males	Rural Females	Urban Persons	Urban Males	Urban Females	Enumerated in Rural or Urban Area of: Burdwan District — Total Persons	Total Males	Total Females	Rural Persons	Rural Males	Rural Females	Urban Persons	Urban Males	Urban Females
1	2	114	115	116	117	118	119	120	121	122	123	124	125	126	127	128	129	130	131
Manipur	R	2	2	..	2	2	..	..	..	..	12	11	1	10	9	1	2	2	..
	U	4	4	..	2	2	..	2	2	..	10	10	..	2	2	..	8	8	..
	Uc.	..	..	..	..	..	..	..	..	..	..	..	..	..	..	..	..	..	..
Tripura	R	396	236	160	220	144	76	176	92	84	346	225	121	190	120	70	156	105	51
	U	82	40	42	16	9	7	66	31	35	116	83	33	42	33	9	74	50	24
	Uc.	1	..	1	1	..	1	..	..	..	1	..	1	1	..	1	..	..	..
Dadra and Nagar Haveli	R	..	..	..	..	..	..	..	..	..	..	..	..	..	..	..	..	..	..
	U	..	..	..	..	..	..	..	..	..	..	..	..	..	..	..	..	..	..
	Uc.	..	..	..	..	..	..	..	..	..	..	..	..	..	..	..	..	..	..
Goa, Daman and Diu	R	..	..	..	..	..	..	..	..	..	..	..	..	..	..	..	..	..	..
	U	1	..	1	..	..	..	1	..	1	5	1	4	..	..	..	5	1	4
	Uc.	3	1	2	..	..	..	3	1	2	3	2	1	..	..	..	3	2	1
Pondicherry	R	..	..	..	..	..	..	..	..	..	..	..	..	..	..	..	..	..	..
	U	3	..	3	..	..	..	3	..	3	3	3	..	..	..	..	3	3	..
	Uc.	..	..	..	..	..	..	..	..	..	4	1	3	..	..	..	4	1	3
North-East Frontier Agency	R	..	..	..	..	..	..	..	..	..	..	..	..	..	..	..	..	..	..
	U	..	..	..	..	..	..	..	..	..	..	..	..	..	..	..	..	..	..
	Uc.	..	..	..	..	..	..	..	..	..	..	..	..	..	..	..	..	..	..
	R	2	2	..	1	1	..	1	1	..	1	..	1	..	..	..	1	..	1
	U	..	..	..	..	..	..	..	..	..	3	..	3	1	..	1	2	..	2
	Uc.	..	..	..	..	..	..	..	..	..	..	..	..	..	..	..	..	..	..
Sikkim	R	..	..	..	..	..	..	..	..	..	..	..	..	..	..	..	..	..	..
	U	..	..	..	..	..	..	..	..	..	..	..	..	..	..	..	..	..	..
	Uc.	..	..	..	..	..	..	..	..	..	1	1	..	1	1	..	..	..	..
B. Born in Countries in Asia beyond India (including U. S. S. R.)		*132,998*	*72,822*	*60,176*	*39,119*	*20,805*	*18,314*	*93,879*	*52,017*	*41,862*	*148,903*	*84,006*	*64,897*	*83,398*	*46,259*	*37,139*	*65,505*	*37,747*	*27,758*
Afghanistan		6	6	..	2	2	..	4	4	..	50	47	3	20	20	..	30	27	3
Burma		413	201	212	106	55	51	307	146	161	295	136	159	84	39	45	211	97	114
Ceylon		1	1	..	..	..	..	1	1	..	2	..	2	..	..	..	2	..	2
China		33	18	15	7	3	4	26	15	11	30	14	16	22	13	9	8	1	7
Nepal		1,559	1,036	523	310	255	55	1,249	781	468	3,801	2,904	897	1,420	1,101	319	2,381	1,803	578
Pakistan		130,951	71,533	59,418	38,663	20,465	18,198	92,288	51,068	41,220	144,704	80,893	63,811	81,841	45,079	36,762	62,863	35,814	27,049
Singapore, Malaya and British Borneo		32	25	7	30	24	6	2	1	1	3	1	2	2	1	1	1	..	1
U.S. S. R.		..	..	..	..	..	..	..	..	..	1	..	1	1	..	1	..	..	..
Elsewhere		3	2	1	1	1	..	2	1	1	17	11	6	8	6	2	9	5	4
C. Countries in Europe (excluding U.S.S.R)		*168*	*123*	*45*	*13*	*8*	*5*	*155*	*115*	*40*	*535*	*323*	*212*	*78*	*46*	*32*	*507*	*277*	*230*
U.K. (including N. Ireland)		109	85	24	6	3	3	103	82	21	361	129	232	54	34	20	307	95	212
Ireland		39	25	14	..	..	..	39	25	14	3	..	3	..	..	..	3	..	3
Elsewhere		20	13	7	7	5	2	13	8	5	221	194	27	24	12	12	197	182	15

Continued to page 84.

Continued to page 68.

TABLE D-II—PLACE OF BIRTH—*contd.*

Country/State where born	Rural Urban Unclassifiable	Enumerated in Rural or Urban Area of Birbhum District — Total Persons	Total Males	Total Females	Rural Persons	Rural Males	Rural Females	Urban Persons	Urban Males	Urban Females
1	2	132	133	134	135	136	137	138	139	140
Manipur	R	..	..	..	..	..	..	..	..	..
	U	6	6	..	6	6	..	..	..	..
	Uc.	..	..	..	..	..	..	..	..	..
Tripura	R	74	43	31	74	43	31	..	..	..
	U	26	10	16	25	9	16	1	1	..
	Uc.	..	..	..	..	..	..	..	..	..
Dadra and Nagar Haveli	R	..	..	..	..	..	..	..	..	..
	U	..	..	..	..	..	..	..	..	..
	Uc.	..	..	..	..	..	..	..	..	..
Goa, Daman and Diu	R	..	..	..	..	..	..	..	..	..
	U	..	..	..	..	..	..	..	..	..
	Uc.	..	..	..	..	..	..	..	..	..
Pondicherry	R	1	1	..	1	1	..	..	..	..
	U	..	..	..	..	..	..	..	..	..
	Uc.	..	..	..	..	..	..	..	..	..
North-East Frontier Agency	R	..	..	..	..	..	..	..	..	..
	U	..	..	..	..	..	..	..	..	..
	Uc.	..	..	..	..	..	..	..	..	..
Nagaland	R	..	..	..	..	..	..	..	..	..
	U	..	..	..	..	..	..	..	..	..
	Uc.	..	..	..	..	..	..	..	..	..
Sikkim	R	..	..	..	..	..	..	..	..	..
	U	..	..	..	..	..	..	..	..	..
	Uc.	..	..	..	..	..	..	..	..	..
B. Born in Countries in Asia beyond India (including U.S.S.R.)		*23,498*	*14,104*	*9,394*	*14,395*	*7,590*	*6,805*	*9,103*	*6,514*	*2,589*
Afghanistan		21	21	..	13	13	..	8	8	..
Burma		34	18	16	20	8	12	14	10	4
Ceylon		13	9	4	13	9	4	..	..	..
China		9	5	4	9	5	4	..	..	..
Nepal		1,165	1,113	52	125	102	23	1,040	1,011	29
Pakistan		22,239	12,925	9,314	14,199	7,441	6,758	8,040	5,484	2,556
Singapore, Malaya and British Borneo		1	1	..	1	1	..	..	..	..
U. S. S. R.		1	1	..	1	1	..	..	..	..
Elsewhere		15	11	4	14	10	4	1	1	..
C. Countries in Europe (excluding U.S.S.R.)		*6*	*3*	*3*	*6*	*3*	*3*	..	..	..
U. K. (including N. Ireland)		2	1	1	2	1	1	..	..	..
Ireland		..	..	..	..	..	..	..	..	..
Elsewhere		4	2	2	4	2	2	..	..	..

Continued to page 86.

Enumerated in Rural or Urban Area of Bankura District — Total Persons	Total Males	Total Females	Rural Persons	Rural Males	Rural Females	Urban Persons	Urban Males	Urban Females
141	142	143	144	145	146	147	148	149
3	..	3	..	..	..	3	..	3
1	1	..	1	1	..	..	..	..
..	..	..	..	..	..	..	..	..
37	18	19	19	11	8	18	7	11
24	8	16	6	2	4	18	6	12
..	..	..	..	..	..	..	..	..
..	..	..	..	..	..	..	..	..
..	..	..	..	..	..	..	..	..
..	..	..	..	..	..	..	..	..
1	1	..	1	1	..	..	..	..
1	..	1	..	..	..	1		1
..	..	..	..	..	..	..	..	..
..	..	..	..	..	..	..	..	..
..	..	..	..	..	..	..	..	..
..	..	..	..	..	..	..	..	..
..	..	..	..	..	..	..	..	..
1	..	1	1	..	1	..	..	..
..	..	..	..	..	..	..	..	..
..	..	..	..	..	..	..	..	..
..	..	..	..	..	..	..	..	..
..	..	..	..	..	..	..	..	..
1	1	..	1	1	..	..	..	..
15,176	*8,707*	*6,469*	*11,291*	*6,549*	*4,742*	*3,885*	*2,158*	*1,727*
8	8	..	8	8	..	..	..	..
32	18	14	9	6	3	23	12	11
..	..	..	..	..	..	..	..	..
1	1	..	1	1	..	..	..	..
253	223	30	81	72	9	172	151	21
14,878	8,456	6,422	11,192	6,402	4,730	3,686	1,994	1,692
..	..	..	..	..	..	..	..	..
..	..	..	..	..	..	..	..	..
4	1	3	..	..	..	4	1	3
8	*3*	*5*	*5*	*3*	*2*	*3*	..	*3*
8	3	5	5	3	2	3	..	3
..	..	..	..	..	..	..	..	..
..	..	..	..	..	..	..	..	..

Continued to page 87.

TABLE D-II—PLACE OF BIRTH—*contd.*

Country/State where born	Rural Urban Unclassifiable	Enumerated in Rural or Urban Area of Midnapore District — Total Persons	Total Males	Total Females	Rural Persons	Rural Males	Rural Females	Urban Persons	Urban Males	Urban Females
1	2	150	151	152	153	154	155	156	157	158
Manipur	R	14	13	1	14	13	1	..	..	..
	U	6	6	..	6	6	..	..	..	..
	Uc.	..	..	..	..	..	..	..	..	..
Tripura	R	86	39	47	61	23	38	25	16	9
	U	27	15	12	8	2	6	19	13	6
	Uc.	..	..	..	..	..	..	..	..	..
Dadra and Nagar Haveli	R	..	..	..	..	..	..	..	..	..
	U	..	..	..	..	..	..	..	..	..
	Uc.	..	..	..	..	..	..	..	..	..
Goa, Daman and Diu	R	2	2	..	2	2	..	..	..	..
	U	..	..	..	..	..	..	..	..	..
	Uc.	..	..	..	..	..	..	..	..	..
Pondicherry	R	2	2	..	..	..	..	2	2	..
	U	5	5	..	..	..	..	5	5	..
	Uc.	..	..	..	..	..	..	..	..	..
North-East Frontier Agency	R	..	..	..	..	..	..	..	..	..
	U	..	..	..	..	..	..	..	..	..
	Uc.	..	..	..	..	..	..	..	..	..
Nagaland	R	..	..	..	..	..	..	..	..	..
	U	..	..	..	..	..	..	..	..	..
	Uc.	..	..	..	..	..	..	..	..	..
Sikkim	R	..	..	..	..	..	..	..	..	..
	U	..	..	..	..	..	..	..	..	..
	Uc.	..	..	..	..	..	..	..	..	..
B. Born in Countries in Asia beyond India (including U. S. S. R.)		*42,308*	*22,357*	*19,951*	*23,433*	*12,038*	*11,395*	*18,875*	*10,319*	*8,556*
Afghanistan		6	6	..	6	6	..	..	..	..
Burma		231	193	38	31	15	16	200	178	22
Ceylon		..	..	..	..	..	..	..	..	..
China		1	1	..	1	1	..	..	..	..
Nepal		767	554	213	467	335	132	300	219	81
Pakistan		41,298	21,601	19,697	22,924	11,679	11,245	18,374	9,922	8,452
Singapore, Malaya and British Borneo		1	..	1	1	..	1	..	..	..
U. S. S. R.		..	..	..	..	..	..	..	..	..
Elsewhere		4	2	2	3	2	1	1	..	1
C. Countries in Europe (excluding U.S.S.R.)		*24*	*20*	*4*	*3*	..	*3*	*21*	*20*	*1*
U. K. (including N. Ireland)		20	20	..	..	..	..	20	20	..
Ireland		..	..	..	..	..	..	..	..	..
Elsewhere		4	..	4	3	..	3	1	..	1

Continued to page 88.

OF BIRTH—*contd.*

Enumerated in Rural or Urban Area of Purulia District — Total Persons	Total Males	Total Females	Rural Persons	Rural Males	Rural Females	Urban Persons	Urban Males	Urban Females
159	160	161	162	163	164	165	166	167
2	2	..	2	2	..	..	..	..
..	..	..	..	..	..	..	..	..
..	..	..	..	..	..	..	..	..
29	15	14	14	10	4	15	5	10
19	8	11	2	1	1	17	7	10
..	..	..	..	..	..	..	..	..
..	..	..	..	..	..	..	..	..
..	..	..	..	..	..	..	..	..
..	..	..	..	..	..	..	..	..
1	..	1	..	..	..	1	..	1
4	1	3	..	..	..	4	1	3
..	..	..	..	..	..	..	..	..
..	..	..	..	..	..	..	..	..
..	..	..	..	..	..	..	..	..
..	..	..	..	..	..	..	..	..
..	..	..	..	..	..	..	..	..
..	..	..	..	..	..	..	..	..
..	..	..	..	..	..	..	..	..
1	1	..	..	..	..	1	1	..
6,530	*3,005*	*3,525*	*4,065*	*1,569*	*2,496*	*2,465*	*1,436*	*1,029*
1	1	..	1	1	..	..	..	..
28	14	14	4	4	..	24	10	14
2	..	2	..	..	..	2	..	2
1	1	..	..	..	..	1	1	..
376	277	99	178	161	17	198	116	82
6,111	2,702	3,409	3,882	1,403	2,479	2,229	1,299	930
..	..	..	..	..	..	..	..	..
1	..	1	..	..	..	1	..	1
10	10	..	..	..	..	10	10	..
5	*2*	*3*	*1*	..	*1*	*4*	*2*	*2*
5	2	3	1	..	1	4	2	2
..	..	..	..	..	..	..	..	..
..	..	..	..	..	..	..	..	..

Continued to page 89.

TABLE D-II—PLACE OF BIRTH—*contd.*

Country/State where born	Rural Urban Unclassifiable	Enumerated in Rural or Urban Area of WEST BENGAL — Total Persons	Total Males	Total Females	Rural Persons	Rural Males	Rural Females	Urban Persons	Urban Males	Urban Females
1	2	3	4	5	6	7	8	9	10	11
D. Countries in Africa		*150*	*105*	*45*	*10*	*5*	*5*	*140*	*100*	*40*
Kenya		1	1	..	..	..	..	1	1	..
Mauritius		..	..	..	..	..	..	..	..	..
Mozambique		..	..	..	..	..	..	..	..	..
Union of South Africa		58	55	3	..	..	..	58	55	3
Elsewhere		91	49	42	10	5	5	81	44	37
E. Countries in Two Americas		*289*	*187*	*102*	*53*	*37*	*16*	*236*	*150*	*86*
Canada		43	28	15	12	9	3	31	19	12
U.S.A.		211	138	73	25	22	3	186	116	70
Elsewhere		35	21	14	16	6	10	19	15	4
F. Countries in Oceania		*82*	*43*	*39*	*12*	*8*	*4*	*70*	*35*	*35*
Australia		38	28	10	3	1	2	35	27	8
New Zealand		3	1	2	1	..	1	2	1	1
Elsewhere		41	14	27	8	7	1	33	7	26
G. Born at Sea		..	..	..	..	..	..	..	..	..
H. Unclassifiable		*39,629*	*18,128*	*21,501*	*36,410*	*17,009*	*19,401*	*3,219*	*1,119*	*2,100*

Enumerated in Rural or Urban Area of *Presidency Division* — Total Persons	Total Males	Total Females	Rural Persons	Rural Males	Rural Females	Urban Persons	Urban Males	Urban Females
12	13	14	15	16	17	18	19	20
119	*97*	*22*	*4*	*3*	*1*	*115*	*94*	*21*
..	..	..	..	..	..	..	..	..
..	..	..	..	..	..	..	..	..
..	..	..	..	..	..	..	..	..
58	55	3	..	..	..	58	55	3
61	42	19	4	3	1	57	39	18
252	*167*	*85*	*34*	*28*	*6*	*218*	*139*	*79*
33	25	8	9	9	..	24	16	8
197	127	70	21	18	3	176	109	67
22	15	7	4	1	3	18	14	4
78	*41*	*37*	*10*	*7*	*3*	*68*	*34*	*34*
34	26	8	1	..	1	33	26	7
3	1	2	1	..	1	2	1	1
41	14	27	8	7	1	33	7	26
..	..	..	..	..	..	..	..	..
27,841	*12,351*	*15,490*	*24,945*	*11,446*	*13,499*	*2,896*	*905*	*1,991*

TABLE D-II—PLACE OF BIRTH—*contd.*

Country/State where born	Rural Urban Unclassifiable	Enumerated in Rural or Urban Area of Darjeeling District — Total Persons	Total Males	Total Females	Rural Persons	Rural Males	Rural Females	Urban Persons	Urban Males	Urban Females
1	2	21	22	23	24	25	26	27	28	29
D. Countries in Africa		*1*	*1*	..	*1*	*1*	..	..	..	..
Kenya		..	..	..	..	..	..	..	..	..
Mauritius		..	..	..	..	..	..	..	..	..
Mozambique		..	..	..	..	..	..	..	..	..
Union of South Africa		..	..	..	..	..	..	..	..	..
Elsewhere		1	1	..	1	1	..	..	..	..
E. Countries in Two Americas		*44*	*38*	*6*	*27*	*25*	*2*	*17*	*13*	*4*
Canada		10	10	..	9	9	..	1	1	..
U. S. A.		17	16	1	17	16	1	..	..	..
Elsewhere		17	12	5	1	..	1	16	12	4
F. Countries in Oceania		*39*	*12*	*27*	*6*	*5*	*1*	*33*	*7*	*26*
Australia		1	..	1	1	..	1	..	..	..
New Zealand		..	..	..	..	..	..	..	..	..
Elsewhere		38	12	26	5	5	..	33	7	26
G. Born at Sea		..	..	..	..	..	..	..	..	..
H. Unclassifiable		*798*	*314*	*484*	*697*	*213*	*484*	*101*	*101*	..

Enumerated in Rural or Urban Area of Jalpaiguri District — Total Persons	Total Males	Total Females	Rural Persons	Rural Males	Rural Females	Urban Persons	Urban Males	Urban Females
30	31	32	33	34	35	36	37	38
..	..	..	..	..	..	..	..	..
..	..	..	..	..	..	..	..	..
..	..	..	..	..	..	..	..	..
..	..	..	..	..	..	..	..	..
..	..	..	..	..	..	..	..	..
..	..	..	..	..	..	..	..	..
1	..	*1*	*1*	..	*1*	..	..	..
..	..	..	..	..	..	..	..	..
..	..	..	..	..	..	..	..	..
1	..	1	1	..	1	..	..	..
3	*2*	*1*	*3*	*2*	*1*	..	..	..
..	..	..	..	..	..	..	..	..
..	..	..	..	..	..	..	..	..
3	2	1	3	2	1	..	..	..
..	..	..	..	..	..	..	..	..
1,721	*970*	*751*	*1,717*	*966*	*751*	*4*	*4*	..

TABLE D-II—PLACE OF BIRTH—*contd.*

Country/State where born	Rural Urban Unclassifiable	Enumerated in Rural or Urban Area of Cooch Behar District — Total Persons	Total Males	Total Females	Rural Persons	Rural Males	Rural Females	Urban Persons	Urban Males	Urban Females
1	2	39	40	41	42	43	44	45	46	47
D. Countries in Africa		..	..	..	..	..	..	..	..	..
Kenya		..	..	..	..	..	..	..	..	..
Mauritius		..	..	..	..	..	..	..	..	..
Mozambique		..	..	..	..	..	..	..	..	..
Union of South Africa		..	..	..	..	..	..	..	..	..
Elsewhere		..	..	..	..	..	..	..	..	..
E. Countries in Two Americas		..	..	..	..	..	..	..	..	..
Canada		..	..	..	..	..	..	..	..	..
U. S. A.		..	..	..	..	..	..	..	..	..
Elsewhere		..	..	..	..	..	..	..	..	..
F. Countries in Oceania		..	..	..	..	..	..	..	..	..
Australia		..	..	..	..	..	..	..	..	..
New Zealand		..	..	..	..	..	..	..	..	..
Elsewhere		..	..	..	..	..	..	..	..	..
G. Born at Sea		..	..	..	..	..	..	..	..	..
H. Unclassifiable		*3,208*	*1,596*	*1,612*	*3,208*	*1,596*	*1,612*	..	.	..

Country/State where born	Rural Urban Unclassifiable	Enumerated in Rural or Urban Area of West Dinajpur District — Total Persons	Total Males	Total Females	Rural Persons	Rural Males	Rural Females	Urban Persons	Urban Males	Urban Females
1	2	48	49	50	51	52	53	54	55	56
D. Countries in Africa		..	..	..	..	..	..	..	..	..
Kenya		..	..	..	..	..	..	..	..	..
Mauritius		..	..	..	..	..	..	..	..	..
Mozambique		..	..	..	..	..	..	..	..	..
Union of South Africa		..	..	..	..	..	..	..	..	..
Elsewhere		..	..	..	..	..	..	..	..	..
E. Countries in Two Americas		*2*	*1*	*1*	*2*	*1*	*1*	..	..	..
Canada		..	..	..	..	..	..	..	..	..
U. S. A.		..	..	..	..	..	..	..	..	..
Elsewhere		2	1	1	2	1	1	..	..	..
F. Countries in Oceania		..	..	..	..	..	..	..	..	..
Australia		..	..	..	..	..	..	..	..	..
New Zealand		..	..	..	..	..	..	..	..	..
Elsewhere		..	..	..	..	..	..	..	..	..
G. Born at Sea		..	..	..	..	..	..	..	..	..
H. Unclassifiable		*3,594*	*1,621*	*1,973*	*3,576*	*1,621*	*1,955*	*18*	..	*18*

TABLE D-II—PLACE

Country/State where born	Rural Urban Unclassifiable	Enumerated in Rural or Urban Area of Malda District — Total Persons	Total Males	Total Females	Rural Persons	Rural Males	Rural Females	Urban Persons	Urban Males	Urban Females
1	2	57	58	59	60	61	62	63	64	65
D. Countries in Africa		..	..	..	..	..	..	..	..	..
Kenya		..	..	..	..	..	..	..	..	..
Mauritius		..	..	..	..	..	..	..	..	..
Mozambique		..	..	..	..	..	..	..	..	..
Union of South Africa		..	..	..	..	..	..	..	..	..
Elsewhere		..	..	..	..	..	..	..	..	..
E. Countries in Two Americas		..	..	..	..	..	..	..	..	..
Canada		..	..	..	..	..	..	..	..	..
U. S. A.		..	..	..	..	..	..	..	..	..
Elsewhere		..	..	..	..	..	..	..	..	..
F. Countries in Oceania		..	..	..	..	..	..	..	..	..
Australia		..	..	..	..	..	..	..	..	..
New Zealand		..	..	..	..	..	..	..	..	..
Elsewhere		..	..	..	..	..	..	..	..	..
G. Born at Sea		..	..	..	..	..	..	..	..	..
H. Unclassifiable		*4,314*	*2,027*	*2,287*	*4,314*	*2,027*	*2,287*	..	..	..

OF BIRTH—*contd.*

Enumerated in Rural or Urban Area of Murshidabad District — Total Persons	Total Males	Total Females	Rural Persons	Rural Males	Rural Females	Urban Persons	Urban Males	Urban Females
66	67	68	69	70	71	72	73	74
..	..	..	..	..	..	..	..	..
..	..	..	..	..	..	..	..	..
..	..	..	..	..	..	..	..	..
..	..	..	..	..	..	..	..	..
..	..	..	..	..	..	..	..	..
..	..	..	..	..	..	..	..	..
..	..	..	..	..	..	..	..	..
..	..	..	..	..	..	..	..	..
..	..	..	..	..	..	..	..	..
..	..	..	..	..	..	..	..	..
..	..	..	..	..	..	..	..	..
..	..	..	..	..	..	..	..	..
..	..	..	..	..	..	..	..	..
..	..	..	..	..	..	..	..	..
..	..	..	..	..	..	..	..	..
..	..	..	..	..	..	..	..	..
5,981	*2,528*	*3,453*	*5,554*	*2,528*	*3,026*	*427*	..	*427*

TABLE D-II—PLACE

Country/State where born	Rural Urban Unclassifiable	Enumerated in Rural or Urban Area of Nadia District — Total Persons	Total Males	Total Females	Rural Persons	Rural Males	Rural Females	Urban Persons	Urban Males	Urban Females
1	2	75	76	77	78	79	80	81	82	83
D. Countries in Africa		*2*	*1*	*1*	*1*	*1*	..	*1*	..	*1*
Kenya		..	..	..	..	..	..	..	..	..
Mauritius		..	..	..	..	..	..	..	..	..
Mozambique		..	..	..	..	..	..	..	..	..
Union of South Africa		..	..	..	..	..	..	..	..	..
Elsewhere		2	1	1	1	1	..	1	..	1
E. Countries in Two Americas		*3*	*1*	*2*	*3*	*1*	*2*	..	..	..
Canada		..	..	..	..	..	..	..	..	..
U. S. A.		3	1	2	3	1	2	..	..	..
Elsewhere		..	..	..	..	..	..	..	..	..
F. Countries in Oceania		*1*	..	*1*	*1*	..	*1*	..	..	..
Australia		..	..	..	..	..	..	..	..	..
New Zealand		1	..	1	1	..	1	..	..	..
Elsewhere		..	..	..	..	..	..	..	..	..
G. Born at Sea		..	..	..	..	..	..	..	..	..
H. Unclassifiable		*3,780*	*1,835*	*1,945*	*3,671*	*1,766*	*1,905*	*109*	*69*	*40*

OF BIRTH—*contd.*

Enumerated in Rural or Urban Area of 24-Parganas District — Total Persons	Total Males	Total Females	Rural Persons	Rural Males	Rural Females	Urban Persons	Urban Males	Urban Females
84	85	86	87	88	89	90	91	92
3	*2*	*1*	*2*	*1*	*1*	*1*	*1*	..
..	..	..	..	..	..	..	..	..
..	..	..	..	..	..	..	..	..
..	..	..	..	..	..	..	..	..
..	..	..	..	..	..	..	..	..
3	2	1	2	1	1	1	1	..
2	*1*	*1*	*1*	*1*	..	*1*	..	*1*
..	..	..	..	..	..	..	..	..
2	1	1	1	1	..	1	..	1
..	..	..	..	..	..	..	..	..
..	..	..	..	..	..	..	..	..
..	..	..	..	..	..	..	..	..
..	..	..	..	..	..	..	..	..
..	..	..	..	..	..	..	..	..
3,728	*949*	*2,779*	*2,208*	*729*	*1,479*	*1,520*	*220*	*1,300*

TABLE D-II—PLACE OF BIRTH—*contd.*

Country/State where born	Rural Urban Unclassifiable	Enumerated in Rural or Urban Area of: Calcutta — Urban			*Burdwan Division* — Total			*Burdwan Division* — Rural			*Burdwan Division* — Urban			Howrah District — Total			Howrah District — Rural			Howrah District — Urban		
		Persons	Males	Females	Persons	Males	Females	Persons	Males	Females	Persons	Males	Females	Persons	Males	Females	Persons	Males	Females	Persons	Males	Females
1	2	93	94	95	96	97	98	99	100	101	102	103	104	105	106	107	108	109	110	111	112	113
D. Countries in Africa		*113*	*93*	*20*	*31*	*8*	*23*	*6*	*2*	*4*	*25*	*6*	*19*	*7*	*2*	*5*	..	..	..	*7*	*2*	*5*
Kenya		..	..	..	1	1	..	..	..	..	1	1	..	1	1	..	..	..	..	1	1	..
Mauritius		..	..	..	..	..	..	..	..	..	..	..	..	..	..	..	..	..	..	..	..	..
Mozambique		..	..	..	..	..	..	..	..	..	..	..	..	..	..	..	..	..	..	..	..	..
Union of South Africa		58	55	3	..	..	..	..	..	..	..	..	..	..	..	..	..	..	..	..	..	..
Elsewhere		55	38	17	30	7	23	6	2	4	24	5	19	6	1	5	..	..	..	6	1	5
E. Countries in Two Americas		*200*	*126*	*74*	*37*	*20*	*17*	*19*	*9*	*10*	*18*	*11*	*7*	*9*	*7*	*2*	*1*	*1*	..	*8*	*6*	*2*
Canada		23	15	8	10	3	7	3	..	3	7	3	4	..	..	..	..	..	..	..	..	..
U. S. A.		175	109	66	14	11	3	4	4	..	10	7	3	9	7	2	1	1	..	8	6	2
Elsewhere		2	2	..	13	6	7	12	5	7	1	1	..	..	..	..	..	..	..	..	..	..
F. Countries in Oceania		*35*	*27*	*8*	*4*	*2*	*2*	*2*	*1*	*1*	*2*	*1*	*1*	..	..	..	..	..	..	..	..	..
Australia		33	26	7	4	2	2	2	1	1	2	1	1	..	..	..	..	..	..	..	..	..
New Zealand		2	1	1	..	..	..	..	..	..	..	..	..	..	..	..	..	..	..	..	..	..
Elsewhere		..	..	..	..	..	..	..	..	..	..	..	..	..	..	..	..	..	..	..	..	..
G. Born at Sea		..	..	..	..	..	..	..	..	..	..	..	..	..	..	..	..	..	..	..	..	..
H. Unclassifiable		*717*	*511*	*206*	*11,788*	*5,777*	*6,011*	*11,465*	*5,563*	*5,902*	*323*	*214*	*109*	*1,493*	*1,030*	*463*	*1,320*	*943*	*377*	*173*	*87*	*86*

TABLE D-II—PLACE OF BIRTH—*contd.*

Country/State where born	Rural Urban Unclassifiable	Enumerated in Rural or Urban Area of Hooghly District — Total Persons	Total Males	Total Females	Rural Persons	Rural Males	Rural Females	Urban Persons	Urban Males	Urban Females
1	2	114	115	116	117	118	119	120	121	122
D. Countries in Africa		*4*	..	*4*	*1*	..	*1*	*3*	..	*3*
Kenya		..	..	..	..	..	..	..	..	..
Mauritius		..	..	..	..	..	..	..	..	..
Mozambique		..	..	..	..	..	..	..	..	..
Union of South Africa		..	..	..	..	..	..	..	..	..
Elsewhere		4	..	4	1	..	1	3	..	3
E. Countries in Two Americas		*4*	*3*	*1*	*3*	*2*	*1*	*1*	*1*	..
Canada		..	..	..	..	..	..	..	..	..
U. S. A.		1	1	..	1	1	..	..	..	..
Elsewhere		3	2	1	2	1	1	1	1	..
F. Countries in Oceania		*1*	*1*	..	*1*	*1*	..	..	..	..
Australia		1	1	..	1	1	..	..	..	..
New Zealand		..	..	..	..	..	..	..	..	..
Elsewhere		..	..	..	..	..	..	..	..	..
G. Born at Sea		..	..	..	..	..	..	..	..	..
H. Unclassifiable		*1,691*	*919*	*772*	*1,646*	*875*	*771*	*45*	*44*	*1*

Country/State where born	Enumerated in Rural or Urban Area of Burdwan District — Total Persons	Total Males	Total Females	Rural Persons	Rural Males	Rural Females	Urban Persons	Urban Males	Urban Females
	123	124	125	126	127	128	129	130	131
D. Countries in Africa	*19*	*5*	*14*	*5*	*2*	*3*	*14*	*3*	*11*
Kenya	..	..	..	..	..	..	..	..	..
Mauritius	..	..	..	..	..	..	..	..	..
Mozambique	..	..	..	..	..	..	.	..	..
Union of South Africa	..	..	..	..	..	..	..	..	..
Elsewhere	19	5	14	5	2	3	14	3	11
E. Countries in Two Americas	*4*	*2*	*2*	*1*	*1*	..	*3*	*1*	*2*
Canada	1	..	1	..	..	..	1	..	1
U. S. A.	2	1	1	..	..	..	2	1	1
Elsewhere	1	1	..	1	1	..	..	..	..
F. Countries in Oceania	*3*	*1*	*2*	*1*	..	*1*	*2*	*1*	*1*
Australia	3	1	2	1	..	1	2	1	1
New Zealand	..	..	..	..	..	..	..	..	..
Elsewhere	..	..	..	..	..	..	..	..	..
G. Born at Sea	..	..	..	..	..	..	..	..	..
H. Unclassifiable	*2,211*	*1,107*	*1,004*	*2,047*	*1,065*	*982*	*64*	*42*	*22*

TABLE D-II—PLACE OF BIRTH—*contd.*

Country/State where born	Rural Urban Unclassifiable	Enumerated in Rural or Urban Area of Birbhum District — Total Persons	Total Males	Total Females	Rural Persons	Rural Males	Rural Females	Urban Persons	Urban Males	Urban Females	Enumerated in Rural or Urban Area of Bankura District — Total Persons	Total Males	Total Females	Rural Persons	Rural Males	Rural Females	Urban Persons	Urban Males	Urban Females
1	2	132	133	134	135	136	137	138	139	140	141	142	143	144	145	146	147	148	149
D. Countries in Africa		..	..	..	..	..	..	..	..	..	..	..	..	..	..	..	..	..	..
Kenya		..	..	..	..	..	..	..	..	..	..	..	..	..	..	..	..	..	..
Mauritius		..	..	..	..	..	..	..	..	..	..	..	..	..	..	..	..	..	..
Mozambique		..	..	..	..	..	..	..	..	..	..	..	..	..	..	..	..	..	..
Union of South Africa		..	..	..	..	..	..	..	..	..	..	..	..	..	..	..	..	..	..
Elsewhere		..	..	..	..	..	..	..	..	..	..	..	..	..	..	..	..	..	..
E. Countries in Two Americas		*4*	*2*	*2*	*4*	*2*	*2*	..	..	..	..	..	..	..	..	..	..	..	..
Canada		..	..	..	..	..	..	..	..	..	..	..	..	..	..	..	..	..	..
U. S. A.		..	..	..	..	..	..	..	..	..	..	..	..	..	..	..	..	..	..
Elsewhere		4	2	2	4	2	2	..	..	..	..	..	..	..	..	..	..	..	..
F. *Countries in Oceania*		..	..	..	..	..	..	..	..	..	..	..	..	..	..	..	..	..	..
Australia		..	..	..	..	..	..	..	..	..	..	..	..	..	..	..	..	..	..
New Zealand		..	..	..	..	..	..	..	..	..	..	..	..	..	..	..	..	..	..
Elsewhere		..	..	..	..	..	..	..	..	..	..	..	..	..	..	..	..	..	..
G. Born at Sea		..	..	..	..	..	..	..	..	..	..	..	..	..	..	..	..	..	..
H. Unclassifiable		*3,757*	*1,473*	*2,284*	*3,757*	*1,473*	*2,284*	..	..	..	*827*	*403*	*424*	*810*	*386*	*424*	*17*	*17*	..

TABLE D-II PLACE OF BIRTH—*contd.*

Country/State where born	Rural Urban Unclassifiable	Enumerated in Rural or Urban Area of Midnapore District: Total Persons	Total Males	Total Females	Rural Persons	Rural Males	Rural Females	Urban Persons	Urban Males	Urban Females	Enumerated in Rural or Urban Area of Purulia District: Total Persons	Total Males	Total Females	Rural Persons	Rural Males	Rural Females	Urban Persons	Urban Males	Urban Females
1	2	150	151	152	153	154	155	156	157	158	159	160	161	162	163	164	165	166	167
D. Countries in Africa		..	..	..	..	..	..	..	..	..	*1*	*1*	..	..	..	..	*1*	*1*	..
Kenya		..	..	..	..	..	..	..	..	..	..	..	..	..	..	..	..	..	..
Mauritius		..	..	..	..	..	..	..	..	..	..	..	..	..	..	..	..	..	..
Mozambique		..	..	..	..	..	..	..	..	..	..	..	..	..	..	..	..	..	..
Union of South Africa		..	..	..	..	..	..	..	..	..	..	..	..	..	..	..	..	..	..
Elsewhere		..	..	..	..	..	..	..	..	..	1	1	..	..	..	..	1	1	..
E. Countries in Two Americas		*7*	*3*	*4*	*7*	*3*	*4*	..	..	..	*9*	*3*	*6*	*3*	..	*3*	*6*	*3*	*3*
Canada		..	..	..	..	..	..	..	..	..	9	3	6	3	..	3	6	3	3
U. S. A.		2	2	..	2	2	..	..	..	..	..	..	..	..	..	..	..	..	..
Elsewhere		5	1	4	5	1	4	..	..	..	..	..	..	..	..	..	..	..	..
F. Countries in Oceania		..	..	..	..	..	..	..	..	..	..	..	..	..	..	..	..	..	..
Australia		..	..	..	..	..	..	..	..	..	..	..	..	..	..	..	..	..	..
New Zealand		..	..	..	..	..	..	..	..	..	..	..	..	..	..	..	..	..	..
Elsewhere		..	..	..	..	..	..	..	..	..	..	..	..	..	..	..	..	..	..
G. Born at Sea		..	..	..	..	..	..	..	..	..	..	..	..	..	..	..	..	..	..
H. Unclassifiable		*1,554*	*734*	*820*	*1,530*	*710*	*820*	*24*	*24*	..	*365*	*111*	*244*	*355*	*111*	*244*	..	..	..

TABLE D-II—PLACE OF BIRTH—*contd.*

Country/State where born	Rural Urban Unclassifiable	Enumerated in Rural or Urban Area of SIKKIM* — Total Persons	Total Males	Total Females	Rural Persons	Rural Males	Rural Females	Urban Persons	Urban Males	Urban Females
1	2	3	4	5	6	7	8	9	10	11
TOTAL POPULATION		**162,189**	**85,193**	**76,996**	**155,341**	**81,285**	**74,056**	**6,848**	**3,908**	**2,940**
A. Born in India	*R*	*118,878*	*77,185*	*71,693*	*117,761*	*76,438*	*71,323*	*1,117*	*747*	*370*
	U	*4,723*	*2,689*	*2,034*	*428*	*378*	*50*	*1,295*	*2,311*	*1,984*
	Uc.	*158*	*127*	*31*	*130*	*120*	*10*	*28*	*7*	*21*
I. Within the State of Enumeration	R	147,172	75,647	71,525	146,672	75,360	71,312	500	287	213
	U	3,460	1,820	1,640	159	122	37	3,301	1,698	1,603
	Uc.	75	71	4	75	71	4	..	..	..
(*a*) Born in place of Enumeration	R	139,776	72,338	67,438	139,776	72,338	67,438	..	..	..
	U	3,301	1,698	1,603	..	..	..	3,301	1,698	1,603
(*b*) Born elsewhere in the District of Enumeration	R	7,396	3,309	4,087	6,896	3,622	3,874	500	287	213
	U	159	122	37	159	122	37	..	..	..
	Uc.	75	71	4	75	71	4	..	..	..
II. States in India beyond the State of Enumeration	R	1,706	1,538	168	1,089	1,078	11	617	460	157
	U	1,263	869	394	269	256	13	994	613	381
	Uc.	83	56	27	55	49	6	28	7	21
Andhra Pradesh	R	2	2	..	1	1	..	1	1	..
	U	7	5	2	4	4	..	3	1	2
	Uc.	5	4	1	5	4	1	..	..	..
Assam	R	90	84	6	84	84	..	6	..	6
	U	31	22	9	8	8	..	23	14	9
	Uc.	4	4	..	4	4	..	..	..	..
Bihar	R	548	536	12	361	361	..	187	175	12
	U	245	228	17	99	98	1	146	130	16
	Uc.	12	12	..	10	10	..	2	2	..
Jammu and Kashmir	R	11	11	..	9	9	..	2	2	..
	U	12	12	..	10	10	..	2	2	..
Kerala	R	28	28	..	28	28	..	..	..	..
	U	23	21	2	18	18	..	5	3	2
	Uc.	9	7	2	9	7	2	..	..	..
Madhya Pradesh	R	8	8	..	3	3	..	5	5	..
	U	9	9	..	2	2	..	7	7	..
	Uc.	2	1	1	2	1	1	..	..	..
Madras	R	13	13	..	13	13	..	..	..	..
	U	10	7	3	6	6	..	4	1	3
	Uc.	3	3	..	3	3	..	..	..	..

* There are no migrants to Sikkim from the following States/Territories/Countries and as such they have been eliminated :

Gujarat ; Andaman and Nicobar Islands ; Laccadive, Minicoy and Amindivi Islands ; Dadra and Nagar Haveli ; Goa, Daman and Diu ; Pondicherry ; North-East Frontier Agency ; Nagaland ; Afghanistan ; China ; U. S. S. R. ; U. K. (including N. Ireland) ; Ireland ; Kenya, Mauritius ; Mozambique ; Union of South Africa ; Canada ; U. S. A. and New Zealand.

There is no migrant born at Sea.

TABLE D-II—PLACE OF BIRTH—*concld.*

Country/State where born	Rural Urban Unclassifiable	Enumerated in Rural or Urban Area of SIKKIM — Total Persons	Total Males	Total Females	Rural Persons	Rural Males	Rural Females	Urban Persons	Urban Males	Urban Females
1	2	3	4	5	7		8	9	10	11
Maharashtra	R	6	6	..	2	2	..	4	4	..
	U	22	13	9	9	9	..	13	4	9
	Uc.	4	4	..	4	4	..	..	..	..
Mysore	R	2	2	..	2	2	..	..	..	..
	U	6	6	..	4	4	..	2	2	..
Orissa	U	2	2	..	1	1	..	1	1	..
	Uc.	1	1	..	1	1	..	..	..	..
Punjab	R	246	196	50	111	111	..	135	85	50
	U	105	78	27	30	30	..	75	48	27
	Uc.	3	1	2	3	1	2	..	..	..
Rajasthan	R	192	145	47	44	44	..	148	101	47
	U	29	26	3	15	15	..	14	11	3
	Uc.	1	1	..	1	1	..	..	..	..
Uttar Pradesh	R	122	119	3	104	104	..	18	15	3
	U	69	56	13	40	40	..	29	16	13
	UC.	14	14	..	13	13	..	1	1	..
West Bengal	R	426	377	49	316	305	11	110	72	38
	U	662	362	300	12	..	12	650	362	288
	Uc.	22	3	19	..	..	..	22	3	19
Delhi	R	9	8	1	8	8	..	1	..	1
	U	30	21	9	11	11	..	19	10	9
	Uc.	3	1	2	..	..	..	3	1	2
Himachal Pradesh	R	2	2	..	2	2	..	..	..	..
Manipur	U	1	1	..	..	..	..	1	1	..
Tripura	R	1	1	..	1	1	..	..	..	..
B. Born in Countries in Asia beyond India (including U.S.S.R.).		*7,564*	*4,745*	*2,819*	*6,157*	*3,902*	*2,255*	*1,407*	*843*	*564*
Burma		12	4	8	3	1	2	9	3	6
Ceylon		5	1	4	..	..	..	5	1	4
Nepal		5,352	3,328	2,024	5,008	3,072	1,936	344	256	88
Pakistan		189	144	45	97	83	14	92	61	31
Singapore, Malaya and British Borneo		1	..	1	1	..	1	..	..	..
Elsewhere		2,005	1,268	737	1,048	746	302	957	522	435
C. Countries in Europe (excluding U.S.S.R.)		..	..	..	..	..	..	..	..	..
D. Countries in Africa		*1*	*1*	..	*1*	*1*	..	..	..	..
Elsewhere		1	1	..	1	1	..	..	..	..
E. Countries in Two Americas		..	..	..	..	..	..	..	..	..
F. Countries in Oceania		*1*	..	*1*	..	..	..	*1*	..	*1*
Australia		1	..	1	..	..	..	1	..	1
G. Born at Sea		..	..	..	..	..	..	..	..	..
H. Unclassifiable		*864*	*446*	*418*	*864*	*446*	*418*	..	..	..

SUPPLEMENT TO TABLE D-II

Details of Returns not Separately shown in the Table

Country where born	State/District where enumerated	Total			Rural			Urban		
		Persons	Males	Females	Persons	Males	Females	Persons	Males	Females
1	2	3	4	5	6	7	8	9	10	11
		WEST BENGAL								
ELSEWHERE IN ASIA										
Tibet	West Bengal	5,515	3,728	1,787	1,225	1,006	219	4,290	2,722	1,568
	Darjeeling	4,717	3,012	1,705	483	302	181	4,234	2,710	1,524
	Jalpaiguri	734	696	38	734	696	38	..	..	..
	West Dinajpur	2	2	..	..	..	..	2	2	..
	Nadia	1	1	..	1	1	..	..	..	..
	24-Parganas	2	2	..	2	2	..	..	..	..
	Calcutta	52	8	44	..	..	..	52	8	44
	Burdwan	2	2	..	2	2	..	..	..	..
	Birbhum	3	3	..	2	2	..	1	1	..
	Bankura	1	1	..	..	..	..	1	1	..
	Midnapore	1	1	..	1	1	..	..	..	..
Bhutan	West Bengal	4,459	1,896	2,563	3,666	1,637	2,029	793	259	534
	Darjeeling	2,239	792	1,447	1,470	548	922	769	244	525
	Jalpaiguri	2,186	1,082	1,104	2,182	1,082	1,100	4	..	4
	Cooch Behar	6	4	2	6	4	2	..	..	..
	West Dinajpur	4	1	3	3	1	2	1	..	1
	Nadia	2	..	2	2	..	2	..	..	..
	24-Parganas	1	..	1	1	..	1	..	..	..
	Calcutta	14	13	1	..	..	..	14	13	1
	Howrah	2	2	..	1	1	..	1	1	..
	Hooghly	2	1	1	1	1	..	1	..	1
	Burdwan	1	1	..	..	..	..	1	1	..
	Bankura	1	..	1	..	..	..	1	..	1
	Midnapore	1	..	1	..	..	..	1	..	1
Japan	West Bengal	276	209	67	7	3	4	269	206	63
	Nadia	1	..	1	..	..	..	1	..	1
	24-Parganas	2	1	1	1	..	1	1	1	..
	Calcutta	257	195	62	..	..	..	257	195	62
	Birbhum	6	3	3	6	3	3	..	..	..
	Purulia	10	10	..	..	..	..	10	10	..
Indonesia	West Bengal	253	20	233	..	..	..	253	20	233
	Darjeeling	219	..	219	..	..	..	219	..	219
	24-Parganas	2	..	2	..	..	..	2	..	2
	Calcutta	30	20	10	..	..	..	30	20	10
	Burdwan	2	..	2	..	..	..	2	..	2
Philippines	West Bengal	113	113	..	1	1	..	112	112	..
	Darjeeling	1	1	..	1	1	..	..	..	..
	Calcutta	112	112	..	..	..	..	112	112	..

SUPPLEMENT TO TABLE D-II—*contd.*

Details of Returns not Separately shown in the Table

Country where born	State/District where enumerated	Total			Rural			Urban		
		Persons	Males	Females	Persons	Males	Females	Persons	Males	Females
1	2	3	4	5	6	7	8	9	10	11
		WEST BENGAL—*contd.*								
ELSEWHERE IN ASIA—*contd.*										
Iran	West Bengal	68	45	23	30	18	12	38	27	11
	Darjeeling	2	2	..	2	2	..	..	..	..
	Calcutta	33	22	11	..	..	..	33	22	11
	Howrah	22	11	11	22	11	11	..	..	..
	Hooghly	1	1	..	..	..	..	1	1	..
	Burdwan	9	8	1	5	4	1	4	4	..
	Midnapore	1	1	..	1	1	..	..	..	..
Hongkong	West Bengal	38	32	6	7	2	5	31	30	1
	Darjeeling	15	10	5	7	2	5	8	8	..
	Calcutta	23	22	1	..	..	..	23	22	1
Thailand	West Bengal	31	27	4	5	5	..	26	22	4
	Darjeeling	3	3	..	..	..	..	3	3	..
	Murshidabad	2	2	..	2	2	..	..	..	..
	24-Parganas	1	1	..	1	1	..	..	..	..
	Calcutta	23	19	4	..	..	..	23	19	4
	Birbhum	2	2	..	2	2	..	..	..	..
Iraq	West Bengal	9	7	2	3	2	1	6	5	1
	Calcutta	6	5	1	..	..	..	6	5	1
	Birbhum	2	2	..	2	2	..	..	..	..
	Midnapore	1	..	1	1	..	1	..	..	..
Saudi-Arabia	West Bengal	2	1	1	2	1	1	..	..	..
	Birbhum	2	1	1	2	1	1	..	..	..
Aden	West Bengal	1	1	..	1	1	..	..	..	..
	Howrah	1	1	..	1	1	..	..	..	..
Cambodia	West Bengal	1	..	1	..	..	..	1	..	1
	Bankura	1	..	1	..	..	..	1	..	1
Israel	West Bengal	1	..	1	..	..	..	1	..	1
	Bankura	1	..	1	..	..	..	1	..	1
Mongolia	West Bengal	1	1	..	..	..	..	1	1	..
	Darjeeling	1	1	..	..	..	..	1	1	..
Turkey	West Bengal	1	..	1	..	..	..	1	..	1
	Burdwan	1	..	1	..	..	..	1	..	1
Unspecified	West Bengal	32	6	26	1	..	1	31	6	25
	Calcutta	29	6	23	..	..	..	29	6	23
	Howrah	1	..	1	..	..	..	1	..	1
	Burdwan	2	..	2	1	..	1	1	..	1

SUPPLEMENT TO TABLE D-II—*contd.*

Details of Returns not Separately shown in the Table

Country where born	State/District where enumerated	Total			Rural			Urban		
		Persons	Males	Females	Persons	Males	Females	Persons	Males	Females
1	2	3	4	5	6	7	8	9	10	11
		WEST BENGAL—*contd.*								
ELSEWHERE IN EUROPE										
Germany (unspecified).	West Bengal . . .	162	106	56	11	7	4	151	99	52
	Darjeeling . . .	5	..	5	..	..	..	5	..	5
	Jalpaiguri . . .	2	..	2	2	..	2	..	..	..
	24-Parganas . .	3	1	2	1	1	..	2	..	2
	Calcutta . . .	136	95	41	..	..	..	136	95	41
	Howrah . . .	3	1	2	..	..	..	3	1	2
	Hooghly . . .	12	8	4	7	5	2	5	3	2
	Birbhum . . .	1	1	..	1	1	..	..	..	..
Greece . .	West Bengal . . .	154	152	2	..	..	..	154	152	2
	Calcutta . . .	154	152	2	..	..	..	154	152	2
France . .	West Bengal . . .	134	107	27	13	7	6	121	100	21
	Darjeeling . . .	1	..	1	..	..	..	1	..	1
	Calcutta . . .	63	45	18	..	..	..	63	45	18
	Burdwan . . .	69	62	7	12	7	5	57	55	2
	Midnapore . . .	1	..	1	1	..	1	..	..	..
Netherlands .	West Bengal . . .	121	115	6	9	3	6	112	112	..
	Darjeeling . . .	1	1	..	1	1	..	..	..	..
	Jalpaiguri . . .	1	..	1	1	..	1	..	..	..
	Malda . . .	5	1	4	5	1	4	..	..	..
	Nadia . . .	2	1	1	2	1	1	..	..	..
	Calcutta . . .	112	112	..	..	..	..	112	112	..
West Germany .	West Bengal . . .	90	76	14	6	1	5	84	75	9
	24-Parganas . .	2	2	..	1	1	..	1	1	..
	Burdwan . . .	86	74	12	3	..	3	83	74	9
	Midnapore . . .	2	..	2	2	..	2	..	..	..
Norway . .	West Bengal . . .	65	54	11	6	1	5	59	53	6
	Malda . . .	1	..	1	1	..	1	..	..	..
	Murshidabad . .	5	1	4	5	1	4	..	..	..
	Calcutta . . .	22	18	4	..	..	..	22	18	4
	Burdwan . . .	37	35	2	..	..	..	37	35	2
Italy . . .	West Bengal . . .	59	45	14	26	23	3	33	22	11
	Darjeeling . . .	4	4	..	4	4	..	..	..	..
	Jalpaiguri . . .	8	8	..	8	8	..	..	..	..
	Cooch Behar . .	1	1	..	..	..	..	1	1	..
	Malda . . .	1	1	..	1	1	..	..	..	..
	Nadia . . .	16	14	2	6	6	..	10	8	2
	24-Parganas . .	1	..	1	..	..	..	1	..	1
	Calcutta . . .	11	8	3	..	..	..	11	8	3
	Howrah . . .	1	..	1	..	..	..	1	..	1
	Hooghly . . .	8	5	3	..	..	..	8	5	3
	Burdwan . . .	7	3	4	6	3	3	1	..	1
	Birbhum . . .	1	1	..	1	1	..	..	..	..

SUPPLEMENT TO TABLE D-II—*contd.*

Details of Returns not Separately shown in the Table

Country where born	State/District where enumerated	Total			Rural			Urban		
		Persons	Males	Females	Persons	Males	Females	Persons	Males	Females
1	2	3	4	5	6	7	8	9	10	11
		WEST BENGAL—*contd.*								
ELSEWHERE IN EUROPE—*contd.*										
Spain . .	West Bengal . . .	52	48	4	20	16	4	32	32	..
	Darjeeling . . .	15	15	..	15	15	..	..	..	..
	Jalpaiguri . . .	4	..	4	4	..	4	..	..	..
	Nadia	1	1	..	1	1	..	..	..	..
	Calcutta . . .	32	32	..	..	..	..	32	32	..
Belgium . .	West Bengal . . .	34	27	7	10	4	6	24	23	1
	Darjeeling . . .	6	..	6	6	..	6	..	..	..
	24-Parganas . .	5	5	..	4	4	..	1	1	..
	Calcutta . . .	4	4	..	..	..	..	4	4	..
	Howrah . . .	1	..	1	..	..	..	1	..	1
	Burdwan . . .	18	18	..	..	..	..	18	18	..
Yugoslavia .	West Bengal . . .	28	24	4	2	2	..	26	22	4
	Darjeeling . . .	1	..	1	..	..	..	1	..	1
	24-Parganas . .	2	2	..	2	2	..	..	..	..
	Calcutta . . .	24	22	2	..	..	..	24	22	2
	Burdwan . . .	1	..	1	..	..	..	1	..	1
Denmark . .	West Bengal . . .	24	19	5	4	..	4	20	19	1
	Malda . . .	4	..	4	4	..	4	..	..	..
	Calcutta . . .	20	19	1	..	..	..	20	19	1
Switzerland .	West Bengal . . .	16	13	3	13	12	1	3	1	2
	Darjeeling . . .	11	11	..	10	10	..	1	1	..
	Calcutta . . .	2	..	2	..	..	..	2	..	2
	Burdwan . . .	3	2	1	3	2	1	..	..	..
Czechoslovakia .	West Bengal . . .	8	7	1	..	..	..	8	7	1
	24-Parganas . .	7	6	1	..	..	..	7	6	1
	Calcutta . . .	1	1	..	..	..	..	1	1	..
Poland . .	West Bengal . . .	7	5	2	..	..	..	7	5	2
	24-Parganas . .	2	..	2	..	..	..	2	..	2
	Calcutta . . .	5	5	..	..	..	..	5	5	..
Malta . . .	West Bengal . . .	5	2	3	5	2	3	..	..	..
	West Dinajpur . .	5	2	3	5	2	3	..	..	..
Sweden . .	West Bengal . . .	5	1	4	2	..	2	3	1	2
	Darjeeling . . .	1	1	..	..	..	..	1	1	..
	Cooch Behar . .	2	..	2	2	..	2	..	..	..
	24-Parganas . .	2	..	2	..	..	..	2	..	2

SUPPLEMENT TO TABLE D-II—*contd.*

Details of Returns not Separately shown in the Table

Country where born	State/District where enumerated	Total			Rural			Urban		
		Persons	Males	Females	Persons	Males	Females	Persons	Males	Females
1	2	3	4	5	6	7	8	9	10	11
		WEST BENGAL—*contd.*								
ELSEWHERE IN EUROPE—*concld.*										
Austria	West Bengal	3	1	2	2	..	2	1	1	..
	24-Parganas	1	..	1	1	..	1	..	..	..
	Calcutta	1	1	..	..	..	..	1	1	..
	Birbhum	1	..	1	1	..	1	..	..	..
Hungary	West Bengal	3	2	1	1	..	1	2	2	..
	Calcutta	2	2	..	..	..	..	2	2	..
	Birbhum	1	..	1	1	..	1	..	..	..
Finland	West Bengal	1	1	..	1	1	..	..	..	..
	Darjeeling	1	1	..	1	1	..	..	..	..
Iceland	West Bengal	1	1	..	..	..	..	1	1	..
	Calcutta	1	1	..	..	..	..	1	1	..
Portugal	West Bengal	1	1	..	..	..	..	1	1	..
	Calcutta	1	1	..	..	..	..	1	1	..
Unspecified	West Bengal	202	105	97	92	28	64	110	77	33
	Darjeeling	185	101	84	83	24	59	102	77	25
	Jalpaiguri	9	4	5	9	4	5	..	..	..
	24-Parganas	7	..	7	..	..	..	7	..	7
	Midnapore	1	..	1	..	..	..	1	..	1
ELSEWHERE IN AFRICA										
Ethiopia	West Bengal	2	2	..	1	1	..	1	1	..
	Nadia	1	1	..	1	1	..	..	..	..
	Purulia	1	1	..	..	..	..	1	1	..
Uganda	West Bengal	2	1	1	..	..	..	2	1	1
	Calcutta	2	1	1	..	..	..	2	1	1
French Somaliland	West Bengal	1	1	..	1	1	..	..	..	..
	Darjeeling	1	1	..	1	1	..	..	..	..
Nigeria	West Bengal	1	1	..	..	..	..	1	1	..
	Howrah	1	1	..	..	..	..	1	1	..
Portuguese Guinea	West Bengal	1	1	..	1	1	..	..	..	..
	Burdwan	1	1	..	1	1	..	..	..	..
Unspecified	West Bengal	84	43	41	7	2	5	77	41	36
	Nadia	1	..	1	..	..	..	1	..	1
	24-Parganas	3	2	1	2	1	1	1	1	..
	Calcutta	53	37	16	..	..	..	53	37	16
	Howrah	5	..	5	..	..	..	5	..	5
	Hooghly	4	..	4	1	..	1	3	..	3
	Burdwan	18	4	14	4	1	3	14	3	11

SUPPLEMENT TO TABLE D-II—*concld.*

Details of Returns not Separately shown in the Table

Country where born	State/District where enumerated	Total			Rural			Urban		
		Persons	Males	Females	Persons	Males	Females	Persons	Males	Females
1	2	3	4	5	6	7	8	9	10	11
		WEST BENGAL—*concld.*								
ELSEWHERE IN TWO AMERICAS										
Greenland	West Bengal	2	1	1	2	1	1	..	..	..
	West Dinajpur	2	1	1	2	1	1	..	..	..
Unspecified	West Bengal	33	20	13	14	5	9	19	15	4
	Darjeeling	17	12	5	1	..	1	16	12	4
	Jalpaiguri	1	..	1	1	..	1	..	..	..
	Calcutta	2	2	..	..	..	..	2	2	..
	Hooghly	3	2	1	2	1	1	1	1	..
	Burdwan	1	1	..	1	1	..	..	..	..
	Birbhum	4	2	2	4	2	2	..	..	..
	Midnapore	5	1	4	5	1	4	..	..	..
ELSEWHERE IN OCEANIA										
Fiji Islands	West Bengal	1	1	..	1	1	..	..	..	..
	Darjeeling	1	1	..	1	1	..	..	..	..
Unspecified	West Bengal	40	13	27	7	6	1	33	7	26
	Darjeeling	37	11	26	4	4	..	33	7	26
	Jalpaiguri	3	2	1	3	2	1	..	..	..
		SIKKIM								
ELSEWHERE IN ASIA										
Tibet	Sikkim	1,911	1,215	696	968	701	267	943	514	429
Bhutan	Sikkim	94	53	41	80	45	35	14	8	6
ELSEWHERE IN AFRICA										
Unspecified	Sikkim	1	1	..	1	1	..	..	..	..

D-III

MIGRANTS CLASSIFIED BY PLACE OF BIRTH AND DURATION OF RESIDENCE IN PLACE OF ENUMERATION

TABLE D-III—MIGRANTS CLASSIFIED BY PLACE OF BIRTH AND DURATION OF RESIDENCE IN PLACE OF ENUMERATION

This is a new table for the 1961 Census. It classifies the migrants by duration of residence at the place of enumeration. The years of residence have been bracketed as follows :

Less than 1 year,
1-5 years,
6-10 years,
11-15 years,
16 years and over, and
Period not stated.

2. Separate figures have been given for each of the following categories of migrants :

A. Born elsewhere in the District of Enumeration.
B. Born outside the District but within the State of Enumeration.
C. Born in another State (State 1, State 2, etc.).
D. Born in Nepal.
E. Born in Pakistan.
F. Born in other countries outside India.
G. Birth place unclassifiable.

3. For categories A, B and C, the place of birth has been further classified by rural, urban and unclassifiable.

4. As already stated in the Fly-leaf to Table D-II, a new question was asked in the 1961 Census on the duration of residence of a migrant at the place of enumeration. This table is based on this question and is intended to supplement the data produced in Table D-II. This will provide material for a more detailed study of in-migration that was possible in the earlier Censuses.

5. The period of residence represents the number of completed years that the migrant has been in the village/town/city of enumeration. The Enumerator was instructed not to take into account period of temporary absence on leave or holiday or tour or business.

81908

TABLE D-III--MIGRANTS CLASSIFIED BY PLACE OF BIRTH AND

Where born	Rural Urban	Total Migrants Males	Total Migrants Females	Duration of: Less than 1 Males	Duration of: Less than 1 Females
1	2	3	4	5	6
					WEST
TOTAL	Total	5,516,903	7,467,760	487,665	425,071
	Rural	2,669,001	5,706,842	266,466	287,159
	Urban	2,847,902	1,760,918	221,199	137,912
Born elsewhere in the District of Enumeration	Rural	1,098,233	4,107,775	101,033	187,087
R		1,061,819	4,035,809	96,785	180,368
U		35,218	65,550	4,153	6,605
Unclassifiable		1,196	6,416	95	114
	Urban	306,665	308,287	28,744	20,629
R		201,041	206,509	18,434	17,886
U		102,348	101,120	10,295	11,708
Unclassifiable		276	658	15	35
Born outside the District but within the State of Enumeration	Rural	297,256	554,647	36,758	33,681
R		255,795	496,013	30,811	28,015
U		41,130	57,162	5,903	5,643
Unclassifiable		331	572	44	23
	Urban	468,288	358,633	42,865	32,608
R		302,328	204,266	25,939	16,783
U		165,294	153,649	16,872	15,786
Unclassifiable		666	718	54	39
Born in another State					
Andhra Pradesh	Rural	1,851	1,074	313	142
R		1,520	854	255	91
U		322	218	58	51
Unclassifiable		9	2	..	..
	Urban	11,868	10,323	944	741
R		8,100	7,259	623	519
U		3,761	3,055	321	219
Unclassifiable		7	9	..	3
Assam	Rural	12,514	11,403	5,010	3,819
R		10,650	9,816	4,205	3,223
U		1,819	1,571	800	594
Unclassifiable		45	16	5	2
	Urban	13,571	10,414	2,332	2,268
R		7,567	5,064	1,304	1,218
U		5,993	5,329	934	1,047
Unclassifiable		11	21	4	3
Bihar	Rural	308,731	217,014	61,780	20,623
R		299,818	209,628	60,278	19,833
U		8,652	7,145	1,448	769
Unclassifiable		261	241	54	21
	Urban	635,983	188,871	55,025	19,762
R		524,807	143,226	46,524	15,135
U		110,439	45,180	9,316	4,598
Unclassifiable		737	465	85	29
Gujrat	Rural	686	330	120	60
R		520	244	89	51
U		164	85	31	9
Unclassifiable		2	1	..	..
	Urban	10,226	7,140	564	518
R		6,659	4,234	356	268
U		3,561	2,897	208	250
Unclassifiable		6	9	..	..

DURATION OF RESIDENCE IN PLACE OF ENUMERATION

residence in place of Enumeration in years: 1—5 Males	1—5 Females	6—10 Males	6—10 Females	11—15 Males	11—15 Females	16 and over Males	16 and over Females	Period not stated Males	Period not stated Females
7	8	9	10	11	12	13	14	15	16
BENGAL									
1,414,926	1,600,378	1,268,196	1,499,969	1,103,009	1,344,325	1,130,433	2,443,550	112,674	154,467
711,940	1,153,145	582,391	1,083,608	477,416	958,663	545,620	2,091,890	85,168	132,377
702,986	447,233	685,805	416,361	625,593	385,662	584,813	351,660	27,506	22,090
322,251	784,907	186,400	698,921	137,631	621,886	307,679	1,718,767	43,239	96,207
310,310	763,078	179,222	686,611	133,241	611,826	300,573	1,699,589	41,688	94,337
11,685	18,627	6,875	11,802	4,269	9,581	6,918	17,511	1,318	1,424
256	3,202	303	508	121	479	188	1,667	233	446
80,639	79,737	61,063	57,893	48,036	45,390	80,754	86,284	7,429	9,354
50,556	51,551	39,460	37,065	31,877	29,775	60,652	64,427	3,062	5,805
30,010	28,083	21,561	20,741	16,125	15,440	20,085	21,093	4,266	3,455
67	103	42	87	34	175	17	164	101	94
85,220	121,111	46,215	95,713	32,716	82,099	89,214	212,380	7,133	9,663
69,054	103,402	38,215	84,447	28,562	74,448	83,152	198,132	6,001	8,469
16,111	17,570	7,929	11,208	4,129	7,572	5,951	14,062	1,107	1,117
55	139	71	58	25	79	111	196	25	77
134,123	103,932	102,222	75,544	83,462	61,512	101,551	80,927	4,065	4,110
81,652	55,819	66,262	43,188	56,694	36,502	69,458	50,064	2,323	1,910
52,257	47,943	35,841	32,215	26,710	24,893	31,984	30,711	1,680	2,101
214	170	119	141	58	117	109	152	112	99
742	368	325	220	251	154	201	170	19	20
590	268	280	193	193	138	177	146	16	18
143	100	43	26	51	16	24	23	3	2
..	..	2	1	7	..	..	1	..	..
3,314	2,813	2,807	2,214	2,145	2,148	2,528	2,324	70	83
2,202	1,872	2,029	1,602	1,462	1,435	1,669	1,792	25	39
1,020	941	836	608	681	711	858	532	45	44
2	..	2	4	2	2	1	..	..	..
3,224	3,451	1,750	2,022	793	872	1,313	990	424	249
2,733	2,968	1,488	1,766	675	759	1,196	891	353	209
485	477	261	252	118	112	115	98	40	38
6	6	1	4	..	1	2	1	31	2
4,388	3,370	2,979	2,011	2,173	1,247	1,535	1,352	164	166
2,457	1,622	1,636	961	1,190	575	785	590	105	98
1,928	1,742	1,340	1,040	982	671	750	762	59	67
3	6	3	10	1	1	..	..	..	1
77,847	47,036	55,458	44,598	38,227	30,490	66,317	68,892	9,102	5,375
74,802	45,009	53,895	43,140	37,155	29,432	64,859	67,024	8,829	5,190
2,972	1,971	1,524	1,387	1,048	1,040	1,420	1,809	240	169
73	56	39	71	24	18	38	59	33	16
158,777	51,925	146,440	40,175	129,393	33,486	138,959	41,563	6,489	1,960
128,582	39,334	122,211	30,725	107,509	25,229	114,427	31,512	5,554	1,291
29,985	12,478	24,093	9,338	21,787	8,201	24,382	9,967	876	598
210	113	136	112	97	56	150	84	59	71
224	129	150	79	82	25	106	35	4	2
164	91	114	57	63	20	87	24	3	1
60	38	35	21	19	5	19	11	..	1
..	..	1	1	..	..	..	..	1	..
2,644	2,142	2,936	1,587	2,029	1,274	2,033	1,495	20	124
1,707	1,183	1,992	975	1,819	762	1,274	990	11	56
934	958	944	612	709	512	757	504	9	61
3	1	..	..	1	..	2	1	..	7

TABLE D-III—MIGRANTS CLASSIFIED BY PLACE OF BIRTH AND

Where born		Rural Urban	Total Migrants		Duration of Less than 1	
			Males	Females	Males	Females
1		2	3	4	5	6
						WEST
Jammu and Kashmir		Rural	141	134	16	12
	R		112	120	9	10
	U		29	12	7	2
	Unclassifiable		..	2	..	..
		Urban	1,004	903	155	106
	R		614	341	111	37
	U		390	562	44	69
	Unclassifiable		..	..	..	..
Kerala		Rural	791	172	143	42
	R		556	100	104	23
	U		234	71	39	19
	Unclassifiable		1	1	..	..
		Urban	8,272	3,184	750	326
	R		4,728	1,690	474	158
	U		3,541	1,490	276	168
	Unclassifiable		3	4	..	..
Madhya Pradesh		Rural	6,151	4,483	768	523
	R		5,686	4,076	697	475
	U		461	405	71	48
	Unclassifiable		4	2	..	..
		Urban	28,965	10,268	2,262	893
	R		21,286	6,911	1,766	640
	U		7,666	3,349	495	253
	Unclassifiable		13	8	1	..
Madras		Rural	2,148	1,274	418	174
	R		1,799	971	352	132
	U		349	301	66	42
	Unclassifiable		..	2	..	..
		Urban	21,482	14,101	2,232	985
	R		13,141	8,890	1,410	537
	U		8,239	5,131	786	442
	Unclassifiable		102	80	36	6
Maharashtra		Rural	665	335	173	93
	R		326	130	110	52
	U		339	202	63	41
	Unclassifiable		..	3	..	..
		Urban	8,637	5,322	1,019	448
	R		4,699	2,009	640	179
	U		3,912	3,300	377	269
	Unclassifiable		26	13	2	..
Mysore		Rural	248	96	55	25
	R		126	54	29	17
	U		81	42	25	8
	Unclassifiable		41	..	1	..
		Urban	2,125	1,659	281	253
	R		1,006	675	144	114
	U		1,113	984	136	139
	Unclassifiable		6	..	1	..
Orissa		Rural	35,897	20,876	7,423	1,362
	R		33,960	20,003	7,147	1,276
	U		1,913	869	271	86
	Unclassifiable		24	4	5	..
		Urban[1]	108,304	22,244	10,425	2,109

DURATION OF RESIDENCE IN PLACE OF ENUMERATION—*contd.*

residence in place of Enumeration in year										
1—5		6—10		11—15		16 and over		Period not stated	
Males	Females	Males	Females	Males	Females	Males	Females	Males	Females
7	8	9	10	11	12	13	14	15	16
BENGAL—*contd.*									
51	62	38	24	30	7	3	26	3	3
35	50	33	24	30	7	2	26	3	3
16	10	5	..	..	..	1	..	..	..
..	2	..	..	..	..	..	..	..	..
346	244	174	190	165	179	162	184	8	..
226	96	77	60	98	38	97	110	5	..
114	148	97	130	67	141	65	74	3	..
..	..	..	..	..	..	..	..	..	..
411	80	103	21	32	12	56	13	46	4
279	44	68	16	23	8	50	8	32	1
132	36	34	4	9	4	6	5	14	3
..	..	1	1	..	..	..	..	..	..
2,760	1,102	1,900	660	1,421	530	1,424	528	17	38
1,607	600	1,027	381	775	260	837	272	8	19
1,153	500	871	279	645	270	587	254	9	19
..	2	2	..	1	..	..	2	..	..
1,297	1,129	1,259	1,060	974	634	1,785	1,080	68	57
1,107	963	1,191	987	927	581	1,704	1,029	60	41
186	166	68	71	47	53	81	51	8	16
4	..	..	2	..	..	..	..	..	..
9,693	2,806	6,854	2,222	4,865	1,918	5,185	2,372	106	57
7,610	1,890	5,005	1,470	3,436	1,221	3,402	1,659	67	31
2,079	915	1,845	749	1,427	694	1,781	712	39	26
4	1	4	3	2	3	2	1	..	..
816	505	357	262	237	160	248	159	72	14
659	351	313	218	195	132	224	133	56	5
157	153	44	44	42	27	24	26	16	9
..	1	..	..	..	1	..	..	..	..
6,530	3,601	5,426	3,265	3,668	2,703	3,476	3,432	150	115
3,954	2,165	3,388	1,999	2,240	1,923	2,076	2,213	73	53
2,548	1,426	2,020	1,242	1,418	768	1,395	1,209	72	44
28	10	18	24	10	12	5	10	5	18
282	116	100	56	36	26	49	32	25	12
105	28	49	15	15	13	27	17	20	5
177	88	51	38	21	13	22	15	5	7
..	..	..	3	..	..	..	..	..	..
2,859	1,491	1,817	1,204	1,362	1,004	1,531	1,131	49	44
1,635	584	957	422	710	411	730	400	27	13
1,217	905	860	778	641	587	795	730	22	31
7	2	..	4	11	6	6	1	..	..
73	36	61	13	37	15	17	6	5	1
27	12	37	10	21	11	10	3	2	1
43	24	4	3	5	4	1	3	3	..
3	..	20	..	11	..	6	..	..	..
787	530	411	349	315	217	310	263	21	47
333	213	197	149	156	91	162	94	14	14
453	317	214	200	158	126	145	169	7	33
1	..	..	..	1	..	3	..	..	..
9,306	4,731	5,853	4,062	4,869	2,896	7,231	7,812	1,215	513
8,526	4,446	5,460	3,884	4,620	2,785	7,006	7,105	1,201	507
776	285	389	176	247	111	221	205	9	6
4	..	4	2	2	..	4	2	5	..
29,980	6,637	25,346	4,736	20,647	3,996	21,183	4,622	723	144
	4,915	21,235	3,430	16,852	2,947	17,473	3,540	599	94

TABLE D-III—MIGRANTS CLASSIFIED BY PLACE OF BIRTH AND

Where born		Rural Urban	Total Migrants		Duration of Less than 1	
			Males	Females	Males	Females
1		2	3	4	5	6
						WEST
Punjab		Rural	4,694	2,552	751	252
	R		3,958	2,090	655	193
	U		725	453	95	59
	Unclassifiable		11	9	1	..
		Urban	32,520	14,034	2,903	1,376
	R		22,280	8,901	1,977	893
	U		10,201	5,056	986	483
	Unclassifiable		33	17	..	..
Rajasthan		Rural	4,307	2,208	581	234
	R		3,673	1,791	498	171
	U		624	408	83	63
	Unclassifiable		10	9	..	..
		Urban	32,889	24,506	2,398	2,108
	R		22,621	15,914	1,668	1,245
	U		10,213	8,538	729	861
	Unclassifiable		55	54	1	2
Uttar Pradesh		Rural	32,967	10,513	6,727	1,934
	R		30,386	8,985	6,203	1,702
	U		2,546	1,521	432	232
	Unclassifiable		35	7	2	..
		Urban	231,258	72,658	19,242	6,331
	R		187,816	54,320	15,720	4,731
	U		43,124	18,216	3,506	1,588
	Unclassifiable		318	110	16	12
Andaman and Nicobar Islands		Rural	10	12	1	2
	R		8	5	..	..
	U		2	7	1	2
	Unclassifiable		..	..	..	..
		Urban	30	63	2	2
	R		13	40	1	..
	U		17	23	1	2
	Unclassifiable		..	..	..	..
Delhi		Rural	426	339	68	54
	R		125	83	25	12
	U		300	256	43	42
	Unclassifiable		1	..	..	..
		Urban	4,974	2,809	406	252
	R		1,380	591	108	46
	U		3,593	2,213	297	206
	Unclassifiable		1	5	1	..
Himachal Pradesh		Rural	17	16	3	1
	R		13	6	3	..
	U		4	10	..	1
	Unclassifiable		..	..	..	..
		Urban	425	144	39	26
	R		247	86	28	19
	U		177	58	11	7
	Unclassifiable		1	..	..	..
Laccadive, Minicoy and Amindivi Islands		Rural	2	..	..	..
	R		2	..	..	..
	U		..	..	..	..
	Unclassifiable		..	..	..	..
		Urban	30	..	4	..
	R		30	..	4	..
	U		..	..	..	..
	Unclassifiable		..	..	..	..

DURATION OF RESIDENCE IN PLACE OF ENUMERATION—*contd.*

residence in place of Enumeration in years									
1—5		6—10		11—15		16 and over		Period not stated	
Males	Females	Males	Females	Males	Females	Males	Females	Males	Females
7	8	9	10	11	12	13	14	15	16
BENGAL—*contd.*									
1,909	1,078	892	566	453	311	560	284	129	61
1,543	870	775	479	381	261	491	233	113	54
362	206	114	86	70	46	69	50	15	6
4	2	3	1	2	4	..	1	1	1
10,166	4,114	8,114	3,420	5,676	2,525	5,463	2,463	138	136
7,018	2,659	5,687	2,252	3,795	1,574	3,696	1,497	113	86
3,139	1,449	2,419	1,163	1,871	951	1,763	962	23	48
9	6	8	5	10	..	4	4	2	2
1,485	782	916	561	431	219	786	355	108	57
1,266	617	775	474	361	187	672	290	101	52
217	161	140	86	64	30	113	63	7	5
2	4	1	1	6	2	1	2	..	..
9,256	5,889	7,886	5,474	6,111	4,377	7,108	6,488	130	170
6,211	3,763	5,544	3,765	4,207	2,930	4,915	4,122	76	89
3,018	2,112	2,325	1,695	1,896	1,441	2,192	2,364	53	65
27	14	17	14	8	6	1	2	1	16
9,136	3,313	6,316	2,051	4,089	1,335	5,359	1,668	1,340	212
8,245	2,802	5,902	1,763	3,809	1,161	4,893	1,371	1,244	186
880	508	407	285	278	174	462	296	87	26
11	3	7	3	2	..	4	1	9	..
60,732	19,705	53,857	16,798	43,743	12,587	52,012	16,713	1,672	529
48,132	14,654	44,012	12,721	35,853	9,464	42,728	12,394	1,371	362
12,490	5,026	9,777	4,055	7,832	3,099	9,239	4,295	280	153
110	25	68	17	58	24	45	24	21	14
4	5	..	3	2	1	3	1	..	..
3	2	..	1	2	1	3	1	..	..
1	3	..	2	..	..	..	..	..	..
..	..	..	..	..	..	..	..	..	..
13	22	8	13	4	25	3	1	..	..
7	8	3	9	1	22	1	1	..	..
6	14	5	4	3	3	2	..	..	..
..	..	..	..	..	..	..	..	..	..
189	134	81	56	35	36	43	52	10	7
51	24	26	17	9	7	10	17	4	6
137	110	55	39	26	29	33	35	6	1
1	..	..	..	..	..	..	..	..	..
1,398	842	1,330	601	914	468	909	615	17	31
370	164	362	114	281	92	259	168	..	7
1,028	676	968	487	633	374	650	447	17	23
..	2	..	..	..	2	..	..	..	1
5	8	4	1	3	2	2	3	..	1
2	5	3	..	3	..	2	1	..	..
3	3	1	1	..	2	..	2	..	1
..	..	..	..	..	..	..	..	..	..
93	71	104	29	90	13	90	5	9	..
48	43	60	16	59	6	43	2	9	..
45	28	44	13	31	7	46	3	..	..
..	..	..	..	..	..	1	..	..	..
..	..	1	..	1	..	..	..	..	..
..	..	1	..	1	..	..	..	..	..
..	..	..	..	..	..	..	..	..	..
..	..	..	..	..	..	..	..	..	..
4	..	12	..	7	..	3	..	..	..
4	..	12	..	7	..	3	..	..	..
..	..	..	..	..	..	..	..	..	..
..	..	..	..	..	..	..	..	..	..

TABLE D-III—MIGRANTS CLASSIFIED BY PLACE OF BIRTH AND

Where born	Rural Urban	Total Migrants		Duration of: Less than 1	
		Males	Females	Males	Females
1	2	3	4	5	6
					WEST
Manipur	Rural	90	22	18	5
	R	61	13	11	..
	U	29	9	7	5
	Unclassifiable	..	..	..	..
	Urban	218	85	29	3
	R	158	48	24	1
	U	60	37	5	2
	Unclassifiable	..	..	..	..
Tripura	Rural	966	797	110	75
	R	871	711	95	59
	U	95	84	15	16
	Unclassifiable	..	2	..	..
	Urban	2,255	1,082	158	76
	R	1,493	716	100	56
	U	758	356	58	20
	Unclassifiable	4	10	..	..
Dadra and Nagar Haveli	Rural	..	..	..	..
	R	..	..	..	..
	U	..	..	..	..
	Unclassifiable	..	..	..	..
	Urban	..	..	..	..
	R	..	..	..	..
	U	..	..	..	..
	Unclassifiable	..	..	..	..
Goa, Daman and Diu	Rural	5	..	1	..
	R	5	..	1	..
	U	..	..	..	..
	Unclassifiable	..	..	..	..
	Urban	165	58	9	2
	R	67	20	4	1
	U	97	35	5	1
	Unclassifiable	1	3	..	..
Pandicherry	Rural	1	..	..	..
	R	1	..	..	..
	U	..	..	..	..
	Unclassifiable	..	..	..	..
	Urban	23	21	2	..
	R	13	11	2	..
	U	10	10	..	..
	Unclassifiable	..	..	..	..
North East Frontier Agency	Rural	1	..	..	..
	R	1	..	..	..
	U	..	..	..	..
	Unclassifiable	..	..	..	..
	Urban	6	..	..	..
	R	6	..	..	..
	U	..	..	..	..
	Unclassifiable	..	..	..	..
Nagaland	Rural	2	3	1	..
	R	2	..	1	..
	U	..	3	..	..
	Unclassifiable	..	..	..	..
	Urban	57	12	11	1
	R	24	7	1	..
	U	33	5	10	1
	Unclassifiable	..	..	..	..

DURATION OF RESIDENCE IN PLACE OF ENUMERATION—*contd.*

residence in place of Enumeration in years: 1—5		6—10		11—15		16 and over		Period not stated	
Males	Females	Males	Females	Males	Females	Males	Females	Males	Females
7	8	9	10	11	12	13	14	15	16
BENGAL—*contd.*									
39	5	16	5	3	1	12	6	2	..
26	3	11	4	2	1	10	5	1	..
13	2	5	1	1	..	2	1	1	..
..	..	..	..	..	..	..	..	..	..
81	22	43	28	35	24	30	7	..	1
53	11	31	12	24	17	26	6	..	1
28	11	12	16	11	7	4	1	..	..
..	..	..	..	..	..	..	..	..	..
327	284	242	232	211	121	57	59	19	26
293	241	219	218	196	117	49	52	19	24
34	42	23	14	15	4	8	7	..	1
..	1	..	..	..	..	..	..	..	1
667	358	569	292	508	222	316	120	37	14
449	243	375	188	330	150	208	71	31	8
217	113	192	98	177	72	108	47	6	6
1	2	2	6	1	..	..	2	..	..
..	..	..	..	..	..	..	..	..	..
..	..	..	..	..	..	..	..	..	..
..	..	..	..	..	..	..	..	..	..
..	..	..	..	..	..	..	..	..	..
..	..	..	..	..	..	..	..	..	..
..	..	..	..	..	..	..	..	..	..
..	..	..	..	..	..	..	..	..	..
2	..	1	..	..	..	1	..	..	..
2	..	1	..	..	..	1	..	..	..
..	..	..	..	..	..	..	..	..	..
..	..	..	..	..	..	..	..	..	..
56	22	43	12	26	12	31	10	..	..
19	5	17	6	11	5	16	3	..	..
36	15	26	6	15	6	15	7	..	..
1	2	..	..	..	1	..	..	..	..
..	..	1	..	..	..	..	..	..	..
..	..	1	..	..	..	..	..	..	..
..	..	..	..	..	..	..	..	..	..
..	..	..	..	..	..	..	..	..	..
6	5	6	9	2	4	7	2	..	1
5	4	1	4	2	..	3	2	..	1
1	1	5	5	..	4	4	..	..	..
..	..	..	..	..	..	..	..	..	..
..	..	1	..	..	..	..	..	..	..
..	..	1	..	..	..	..	..	..	..
..	..	..	..	..	..	..	..	..	..
..	..	..	..	..	..	..	..	..	..
..	..	..	..	2	..	4	..	..	..
..	..	..	..	2	..	4	..	..	..
..	..	..	..	..	..	..	..	..	..
..	..	..	..	..	..	..	..	..	..
..	1	..	..	..	..	1	2	..	..
..	..	..	..	..	..	1	..	..	..
..	1	..	..	..	..	..	2	..	..
..	..	..	..	..	..	..	..	..	..
23	1	5	9	8	1	9	..	1	..
14	1	1	5	5	1	3	..	..	..
9	..	4	4	3	..	6	..	1	..
..	..	..	..	..	..	..	..	..	..

TABLE D-III—MIGRANTS CLASSIFIED BY PLACE OF BIRTH AND

Where born		Rural Urban	Total Migrants Males	Total Migrants Females	Duration of Less than 1 Males	Duration of Less than 1 Females
1		2	3	4	5	6
						WEST
Sikkim		Rural	2,611	3,137	91	140
	R		2,270	2,805	74	125
	U		236	309	17	15
	Unclassifiable		105	23	..	..
		Urban	720	234	51	20
	R		596	159	48	11
	U		115	63	3	9
	Unclassifiable		9	12	..	..
Born in Nepal		Rural	42,582	31,647	3,742	1,897
		Urban	25,910	9,042	2,357	926
Born in Pakistan		Rural	793,832	713,388	37,667	33,113
		Urban	878,083	683,447	42,031	35,064
Born in other countries outside India		Rural	4,167	3,194	441	208
		Urban	11,821	9,274	2,073	847
Birth place unclassifiable		Rural	17,009	19,401	2,254	1,601
		Urban	1,119	2,100	326	232
						PRESIDENCY
TOTAL		Total	3,678,471	3,912,687	290,259	216,939
		Rural	1,643,173	2,715,254	141,810	131,566
		Urban	2,035,298	1,197,433	148,449	85,373
Born elsewhere in the District of Enumeration		Rural	544,613	1,720,068	44,619	75,159
	R		530,837	1,692,384	42,940	72,956
	U		12,836	23,535	1,616	2,145
	Unclassifiable		940	5,049	54	58
		Urban	138,166	130,717	13,555	13,946
	R		84,201	80,440	8,128	8,680
	U		53,853	49,780	5,422	5,236
	Unclassifiable		112	497	5	30
Born outside the District out within the State of Enumeration		Rural	138,798	184,315	13,302	11,228
	R		122,270	164,378	10,838	8,922
	U		16,361	19,691	2,454	2,297
	Unclassifiable		167	246	10	9
		Urban	319,960	222,874	27,346	20,213
	R		211,313	138,909	16,514	10,820
	U		108,396	83,493	10,810	9,367
	Unclassifiable		251	472	22	26
Born in another State						
Andhra Pradesh		Rural	422	109	110	21
	R		364	91	102	15
	U		51	18	8	6
	Unclassifiable		7	..	..	..
		Urban	6,683	3,160	567	260
	R		4,400	2,218	364	158
	U		2,279	936	203	99
	Unclassifiable		4	6	..	3

DURATION OF RESIDENCE IN PLACE OF ENUMERATION—*contd.*

residence in place of Enumeraton in years										
1—5		6—10		11—15		16 and over		Period not stated	
Males	Females	Males	Females	Males	Females	Males	Females	Males	Females
7	8	9	10	11	12	13	14	15	16
BENGAL—*concld.*									
434	632	521	782	580	609	970	922	15	52
401	593	411	610	490	551	881	875	13	51
30	39	91	172	66	58	30	25	2	..
3	..	19	..	24	..	59	22	..	1
143	28	94	48	219	27	188	104	25	7
132	20	81	34	175	19	147	74	13	1
9	8	11	11	43	8	38	27	11	..
2	..	2	3	1	..	3	3	1	6
9,280	6,878	8,006	6,626	7,789	5,880	12,995	9,896	770	470
6,913	2,580	6,741	1,733	4,924	1,554	4,665	2,055	319	194
184,835	173,438	265,607	223,306	246,456	208,809	48,707	64,723	10,560	9,909
173,690	150,816	244,378	193,624	261,472	206,495	150,557	94,228	5,355	3,220
1,238	1,000	578	413	530	503	1,142	841	238	229
2,657	2,202	2,014	2,083	2,091	1,800	2,663	2,223	323	319
1,313	1,926	1,139	1,955	918	1,560	763	3,216	10,622	9,143
254	226	166	143	80	124	124	149	169	1,226
DIVISION									
889,161	868,592	893,762	868,340	811,639	774,327	720,679	1,088,202	72,971	96,287
413,783	569,497	396,097	568,651	335,105	493,222	297,794	868,675	58,584	83,643
475,378	299,095	497,665	299,689	476,534	281,105	422,885	219,527	14,387	12,644
163,984	338,302	96,950	305,045	67,507	253,593	141,595	689,416	20,958	59,453
159,095	327,462	93,907	300,318	66,191	249,975	139,508	683,276	20,097	58,397
4,698	7,847	2,684	4,424	1,216	3,351	1,968	5,026	654	742
191	2,993	269	303	100	267	119	1,114	207	314
36,476	41,084	30,284	29,650	24,220	20,089	31,049	30,487	2,582	4,461
21,306	25,343	19,178	17,550	14,936	13,059	19,243	21,740	1,410	3,068
15,143	15,666	11,075	12,024	9,254	6,874	11,797	8,613	1,162	1,367
27	75	31	76	30	156	9	134	10	26
37,022	44,888	20,593	31,647	14,597	25,418	49,336	66,707	3,948	4,427
30,110	37,948	17,116	27,433	13,103	23,039	47,846	63,250	3,257	3,786
6,885	6,864	3,451	4,186	1,481	2,341	1,407	3,386	683	617
27	76	26	28	13	38	83	71	8	24
87,020	65,643	71,047	48,128	59,335	39,544	73,446	47,398	1,766	1,948
53,860	37,544	47,308	30,425	40,991	25,933	51,618	33,207	1,022	980
33,069	27,991	23,684	17,606	18,321	13,523	21,792	14,069	720	937
91	108	55	97	23	88	36	122	24	31
193	58	35	9	46	4	34	6	4	11
173	48	32	9	19	3	34	5	4	11
20	10	3	..	20	1	..	1	..	..
..	..	..	..	7	..	..	..	..	..
1,867	863	1,652	711	1,183	609	1,361	694	53	23
1,296	594	1,107	527	769	422	852	507	12	10
570	269	544	182	413	186	508	187	41	13
1	..	1	2	1	1	1	..	..	..

TABLE D-III - MIGRANTS CLASSIFIED BY PLACE OF BIRTH AND

Where born		Rural Urban	Total Migrants		Duration of Less than 1	
			Males	Females	Males	Females
1		2	3	4	5	6
						PRESIDENCY
Assam		Rural	11,526	10,559	4,813	2,676
	R		10,000	9,247	4,073	3,127
	U		1,512	1,297	735	547
	Unclassifiable		14	15	5	2
		Urban	10,676	8,670	1,948	1,988
	R		6,051	4,298	1,174	1,093
	U		4,617	4,358	770	893
	Unclassifiable		8	14	4	2
Bihar		Rural	104,457	107,207	36,384	9,015
	R		102,025	104,929	35,916	8,762
	U		2,293	2,113	437	244
	Unclassifiable		139	165	31	9
		Urban	447,016	111,444	37,518	10,320
	R		366,945	86,065	31,082	7,962
	U		79,652	25,010	6,410	2,331
	Unclassifiable		419	369	26	27
Gujarat		Rural	91	84	28	35
	R		73	71	20	34
	U		18	13	8	1
	Unclassifiable		..	..	..	..
		Urban	8,531	6,188	388	424
	R		5,584	3,805	249	231
	U		2,941	2,374	139	193
	Unclassifiable		6	9	..	..
Jammu and Kashmir		Rural	109	120	12	11
	R		98	112	7	9
	U		11	6	5	2
	Unclassifiable		..	2	..	..
		Urban	917	308	150	51
	R		576	121	110	27
	U		341	187	40	24
	Unclassifiable		..	..	..	..
Kerala		Rural	309	31	72	8
	R		220	16	53	4
	U		89	15	19	4
	Unclassifiable		..	..	..	..
		Urban	6,945	2,438	666	282
	R		4,029	1,265	418	140
	U		2,913	1,169	248	142
	Unclassifiable		3	4	..	..
Madhya Pradesh		Rural	3,298	2,834	396	306
	R		3,181	2,704	384	295
	U		114	128	12	11
	Unclassifiable		3	2	..	..
		Urban	23,266	4,927	1,612	417
	R		17,246	3,139	1,265	291
	U		6,009	1,785	347	126
	Unclassifiable		11	3	..	..
Madras		Rural	781	528	134	54
	R		718	457	120	44
	U		63	71	14	10
	Unclassifiable		..	..	..	..
		Urban	13,848	7,006	1,531	599
	R		8,012	3,747	940	303
	U		5,744	3,186	555	291
	Unclassifiable		92	73	36	5

DURATION OF RESIDENCE IN PLACE OF ENUMERATION—*contd.*

residence in place of Enumeration in years										
1—5		6—10		11—15		16 and over		Period not stated	
Males	Females	Males	Females	Males	Females	Males	Females	Males	Females
7	8	9	10	11	12	13	14	15	16
DIVISION—contd.									
2,934	3,144	1,552	1,847	657	776	1,180	881	390	235
2,543	2,740	1,341	1,655	580	702	1,113	818	350	205
385	399	211	188	77	73	65	62	39	28
6	5	..	4	..	1	2	1	1	2
3,300	2,753	2,272	1,632	1,736	1,053	1,277	1,101	143	143
1,892	1,342	1,271	798	951	497	669	480	94	88
1,407	1,407	999	827	784	556	608	621	49	54
1	4	2	7	1	..	..	..	..	1
34,286	20,639	29,007	23,976	18,723	14,877	40,984	35,978	5,073	2,722
33,464	20,015	28,546	23,472	18,492	14,622	40,661	35,431	4,946	2,627
784	587	439	442	216	245	298	505	119	90
38	37	22	62	15	10	25	42	8	5
106,751	20,839	101,209	24,076	95,787	20,156	102,290	25,963	3,461	1,090
85,289	22,869	84,071	18,775	79,582	15,683	84,012	20,000	2,909	776
21,343	6,880	17,055	5,229	16,142	4,428	18,176	5,889	526	253
119	90	83	72	63	45	102	74	26	61
23	12	24	25	6	2	9	9	1	1
19	9	20	21	5	2	8	4	1	1
4	3	4	4	1	..	1	5	..	..
..	..	..	..	..	..	..	..	..	..
2,091	1,882	2,442	1,310	1,783	1,122	1,818	1,392	9	58
1,352	1,071	1,672	833	1,168	693	1,138	936	5	41
736	810	770	477	614	429	678	455	4	10
3	1	..	..	1	..	2	1	..	7
31	51	33	23	29	6	2	26	2	3
29	45	29	23	29	6	2	26	2	3
2	4	4	..	..	..	..	..	..	..
..	2	..	..	..	..	..	..	..	..
304	82	148	46	151	62	156	67	8	..
204	25	69	12	94	21	94	36	5	..
100	57	79	34	57	41	62	31	3	..
..	..	..	..	..	..	..	..	..	..
193	20	23	3	4	..	6	..	11	..
138	10	15	2	2	..	5	..	7	..
55	10	8	1	2	..	1	..	4	..
..	..	..	..	..	..	..	..	..	..
2,249	880	1,639	487	1,181	368	1,195	388	15	33
1,321	477	907	283	693	166	684	180	6	19
928	401	730	204	487	202	511	206	9	14
..	2	2	..	1	..	..	2	..	..
583	561	773	780	434	404	1,065	747	47	36
530	516	753	748	428	381	1,044	733	42	31
50	45	20	30	6	23	21	14	5	5
3	..	..	2	..	..	..	..	..	..
7,918	1,402	5,502	1,179	4,035	861	4,105	1,033	94	35
6,456	882	4,020	764	2,819	528	2,627	656	59	18
1,458	520	1,479	413	1,214	333	1,476	376	35	17
4	..	3	2	2	..	2	1	..	..
283	202	122	108	80	78	129	84	33	2
257	166	113	92	73	71	125	82	30	2
26	36	9	16	7	7	4	2	3	..
..	..	..	..	..	..	..	..	..	..
4,121	2,029	3,364	1,376	2,353	1,181	2,386	1,753	93	68
2,391	1,062	1,953	707	1,341	705	1,331	947	56	23
1,705	958	1,399	650	1,005	464	1,050	796	32	27
25	9	12	19	9	12	5	10	5	18

TABLE D-III—MIGRANTS CLASSIFIED BY PLACE OF BIRTH AND

Where born		Rural Urban	Total Migrants Males	Total Migrants Females	Duration of Less than 1 Males	Duration of Less than 1 Females
1		2	3	4	5	6
						PRESIDENCY
Maharashtra		Rural	209	117	86	49
	R		119	68	60	36
	U		90	47	26	13
	Unclassifiable		..	2	..	..
		Urban	7,198	3,868	910	326
	R		4,020	1,352	595	119
	U		3,163	2,506	315	207
	Unclassifiable		15	10	..	..
Mysore		Rural	108	27	19	9
	R		47	20	14	8
	U		20	7	4	1
	Unclassifiable		41	..	1	..
		Urban	1,738	1,171	218	174
	R		833	395	103	63
	U		901	776	115	111
	Unclassifiable		4	..	..	..
Orissa		Rural	9,866	3,718	2,691	238
	R		9,577	3,530	2,655	226
	U		276	178	33	12
	Unclassifiable		13	1	3	..
		Urban	74,868	12,090	6,523	1,307
	R		60,687	9,284	5,122	1,016
	U		14,094	2,839	1,391	291
	Unclassifiable		87	17	10	..
Punjab		Rural	2,007	917	360	55
	R		1,800	799	336	44
	U		205	114	24	11
	Unclassifiable		2	4	..	..
		Urban	24,445	9,587	2,192	965
	R		17,023	6,362	1,437	632
	U		7,404	3,215	755	333
	Unclassifiable		18	10	..	..
Rajasthan		Rural	2,580	1,188	316	108
	R		2,204	962	271	75
	U		369	219	45	33
	Unclassifiable		7	7	..	..
		Urban	24,955	20,349	1,836	1,749
	R		17,463	13,327	1,291	1,040
	U		7,447	6,973	544	707
	Unclassifiable		45	49	1	2
Uttar Pradesh		Rural	11,352	4,337	2,914	835
	R		10,596	3,831	2,769	760
	U		741	503	145	75
	Unclassifiable		15	3	..	..
		Urban	154,412	48,612	11,800	3,580
	R		122,940	36,504	9,382	2,657
	U		31,260	12,027	2,408	918
	Unclassifiable		212	81	10	5
Andaman and Nicobar Islands		Rural	8	6	..	1
	R		7	1	..	..
	U		1	5	..	1
	Unclassifiable		..	..	..	..
		Urban	22	58	2	2
	R		8	40	1	..
	U		14	18	1	2
	Unclassifiable		..	..	..	..

DURATION OF RESIDENCE IN PLACE OF ENUMERATION—*contd.*

Residence in place of Enumeration in years: 1—5 Males	1—5 Females	6—10 Males	6—10 Females	11—15 Males	11—15 Females	16 and over Males	16 and over Females	Period not stated Males	Period not stated Females
7	8	9	10	11	12	13	14	15	16
									DIVISION—contd.
60	22	29	17	9	10	11	12	14	7
20	3	16	8	4	9	7	8	12	4
40	19	13	7	5	1	4	4	2	3
..	..	..	2	..	..	..	..	..	..
2,317	1,152	1,428	786	1,179	723	1,339	862	34	19
1,398	410	771	280	506	253	637	284	23	6
915	742	657	503	569	464	696	577	11	13
4	..	..	3	5	6	6	1	..	..
23	9	41	4	15	5	8	..	2	..
9	5	19	3	2	4	2	..	1	..
11	4	2	1	2	1	..	..	1	..
3	..	20	..	11	..	6	..	..	..
595	393	352	212	290	176	281	206	2	10
265	141	177	73	142	65	144	49	2	4
330	252	175	139	147	111	134	157	..	6
..	..	..	..	1	..	3	..	..	..
1,894	813	1,730	884	1,174	672	1,960	1,078	417	38
1,795	732	1,659	843	1,137	659	1,918	1,047	413	32
96	81	68	41	36	13	40	30	3	1
3	..	3	..	1	..	2	1	1	..
19,274	3,769	17,539	2,324	15,585	2,125	15,607	2,495	340	70
15,442	2,816	14,533	1,735	12,589	1,665	12,703	1,943	298	59
3,800	949	2,984	586	2,985	459	2,896	546	38	8
32	4	22	3	11	1	8	6	4	3
728	362	419	249	187	105	270	122	43	24
643	314	379	228	154	85	246	104	42	24
85	48	39	21	32	17	24	17	1	..
..	..	1	..	1	3	..	1	..	..
7,286	2,710	5,969	2,206	4,477	1,768	4,435	1,875	86	63
5,174	1,847	4,288	1,510	3,086	1,167	2,968	1,165	75	41
2,111	858	1,679	696	1,387	601	1,463	707	9	20
1	5	7	..	4	..	4	3	2	2
813	395	570	286	280	127	553	235	48	37
701	312	483	239	232	109	473	193	44	34
111	79	87	47	42	17	80	40	4	3
1	4	..	..	6	1	..	2	..	..
6,851	4,580	6,039	4,596	4,824	3,695	5,325	5,628	80	101
4,725	2,938	4,290	3,185	3,355	2,513	3,748	3,594	54	57
2,101	1,629	1,735	1,401	1,464	1,176	1,577	2,032	26	28
25	13	14	10	5	6	..	2	..	16
2,708	1,278	1,869	903	1,481	585	1,626	616	754	120
2,404	1,112	1,719	794	1,398	520	1,533	543	713	102
285	165	148	107	82	65	91	73	40	18
9	1	2	2	1	..	2	..	1	..
38,384	12,408	35,772	11,530	30,560	8,876	37,238	11,839	658	379
29,595	9,215	28,420	8,772	24,621	6,780	30,344	8,810	578	270
8,706	3,183	7,304	2,747	5,901	2,075	6,864	3,006	77	98
83	10	48	11	38	21	30	23	3	11
4	3	..	2	1	..	3	..	..	..
3	1	..	..	1	..	3	..	..	..
1	2	..	2	..	..	..	..	..	..
..	..	..	..	..	..	..	..	..	..
6	18	7	13	4	24	3	1	..	..
3	8	2	9	1	22	1	1	..	..
3	10	5	4	3	2	2	..	..	..
..	..	..	..	..	..	..	..	..	..

TABLE D-III—MIGRANTS CLASSIFIED BY PLACE OF BIRTH AND DURATION OF RESIDENCE IN PLACE OF ENUMERATION—*contd.*

Where born		Rural Urban	Total Migrants		Duration of Less than 1		residence in place of Enumeration in years 1—5		6—10		11—15		16 and over		Period not stated	
			Males	Females	Males	Females	Males	Females	Males	Females	Males	Females	Males	Females	Males	Females
1		2	3	4	5	6	7	8	9	10	11	12	13	14	15	16
						PRESIDENCY	***DIVISION***—contd.									
Delhi		Rural	146	143	24	20	61	52	30	29	8	11	17	27	6	4
	R		68	53	13	7	26	18	17	8	5	4	4	12	3	4
	U		78	90	11	13	35	34	13	21	3	7	13	15	3	..
	Unclassifiable		..	..	..	..	..	..	..	..	..	..	..	..	..	..
		Urban	4,045	2,199	319	192	1,120	647	1,064	462	749	376	784	510	9	12
	R		1,162	460	80	26	305	112	303	92	241	78	233	151	..	1
	U		2,882	1,736	238	166	815	534	761	370	508	297	551	359	9	10
	Unclassifiable		1	3	1	..	..	1	..	..	..	1	..	..	..	1
Himachal Pradesh		Rural	13	8	3	..	3	3	4	..	2	2	1	2	..	1
	R		11	1	3	..	2	1	3	..	2	..	1	..	..	..
	U		2	7	..	..	1	2	1	..	..	2	..	2	..	1
	Unclassifiable		..	..	..	..	..	..	..	..	..	..	..	..	..	..
		Urban	380	139	34	24	75	68	96	29	83	13	83	5	9	..
	R		221	84	28	18	38	42	55	16	52	6	39	2	9	..
	U		159	55	6	6	37	26	41	13	31	7	44	3	..	..
	Unclassifiable		..	..	..	..	..	..	..	..	..	..	..	..	..	..
Lacoadive, Minicoy and Amindivi Islands		Rural	2	..	..	..	..	..	1	..	1	..	..	..	..	..
	R		2	..	..	..	..	..	1	..	1	..	..	..	..	..
	U		..	..	..	..	..	..	..	..	..	..	..	..	..	..
	Unclassifiable		..	..	..	..	..	..	..	..	..	..	..	..	..	..
		Urban	30	..	4	..	4	..	12	..	7	..	3	..	..	..
	R		..	..	..	..	..	..	..	..	..	..	..	..	..	..
	U		..	..	..	..	..	..	..	..	..	..	..	..	..	..
	Unclassifiable		..	..	..	..	..	..	..	..	..	..	..	..	..	..
Manipur		Rural	47	20	10	5	15	5	12	3	2	1	8	6	..	..
	R		35	11	8	..	11	3	8	2	1	1	7	5	..	..
	U		12	9	2	5	4	2	4	1	1	..	1	1	..	..
	Unclassifiable		..	..	..	..	..	..	..	..	..	..	..	..	..	..
		Urban	198	80	29	3	70	22	36	28	33	24	30	3	..	..
	R		154	44	24	1	51	11	29	12	24	17	26	3	..	..
	U		44	36	5	2	19	11	7	16	9	7	4	..	..	..
	Unclassifiable		..	..	..	..	..	..	..	..	..	..	..	..	..	..
Tripura		Rural	538	468	43	34	169	157	147	140	130	80	31	38	18	19
	R		501	430	35	24	156	135	138	135	128	80	26	37	18	19
	U		37	38	8	10	13	22	9	5	2	..	5	1	..	..
	Unclassifiable		..	..	..	..	..	..	..	..	..	..	..	..	..	..
		Urban	1,803	764	115	49	509	242	469	206	412	154	278	106	20	7
	R		1,182	497	67	35	348	163	301	126	266	107	188	61	17	5
	U		617	257	48	14	165	77	166	74	145	47	90	43	3	2
	Unclassifiable		4	10	..	..	1	2	2	6	1	..	..	2	..	..
Dadra and Nagar Haveli		Rural	..	..	..	..	..	..	..	..	..	..	..	..	..	..
	R		..	..	..	..	..	..	..	..	..	..	..	..	..	..
	U		..	..	..	..	..	..	..	..	..	..	..	..	..	..
	Unclassifiable		..	..	..	..	..	..	..	..	..	..	..	..	..	..
		Urban	..	..	..	..	..	..	..	..	..	..	..	..	..	..
	R		..	..	..	..	..	..	..	..	..	..	..	..	..	..
	U		..	..	..	..	..	..	..	..	..	..	..	..	..	..
	Unclassifiable		..	..	..	..	..	..	..	..	..	..	..	..	..	..
Goa, Daman and Diu		Rural	2	..	..	..	..	..	1	..	..	..	1	..	..	..
	R		2	..	..	..	..	..	1	..	..	..	1	..	..	..
	U		..	..	..	..	..	..	..	..	..	..	..	..	..	..
	Unclassifiable		..	..	..	..	..	..	..	..	..	..	..	..	..	..
		Urban	157	44	8	1	54	15	41	11	26	10	28	7	..	..
	R		64	14	4	1	19	2	16	5	11	4	14	2	..	..
	U		93	29	4	..	35	13	25	6	15	5	14	5	..	..
	Unclassifiable		..	1	..	..	..	..	..	..	..	1	..	..	..	..

TABLE D-III—MIGRANTS CLASSIFIED BY PLACE OF BIRTH AND

Where born		Rural Urban	Total Migrants Males	Total Migrants Females	Duration of Less than 1 Males	Duration of Less than 1 Females
1		2	3	4	5	6
						PRESIDENCY
Pondicherry		Rural	..	..	..	..
	R		..	..	..	..
	U		..	..	..	..
	Unclassifiable		..	..	..	..
		Urban	12	13	2	..
	R		8	11	2	..
	U		4	2	..	..
	Unclassifiable		..	..	..	..
North-East Frontier Agency		Rural	1	..	..	..
	R		1	..	..	..
	U		..	..	..	..
	Unclassifiable		..	..	..	..
		Urban	6	..	..	..
	R		6	..	..	..
	U		..	..	..	..
	Unclassifiable		..	..	..	..
Nagaland		Rural	1	1	1	..
	R		1	..	1	..
	U		..	1	..	..
	Unclassifiable		..	..	..	..
		Urban	56	9	11	1
	R		23	6	1	..
	U		33	3	10	1
	Unclassifiable		..	..	..	..
Sikkim		Rural	2,608	3,137	91	140
	R		2,270	2,805	74	125
	U		236	309	17	15
	Unclassifiable		102	23	..	..
		Urban	717	234	51	20
	R		596	159	48	11
	U		115	63	3	9
	Unclassifiable		6	12	..	..
Born in Nepal		Rural	40,269	30,986	3,347	1,827
		Urban	19,214	7,263	1,758	745
Born in Pakistan		Rural	693,818	627,014	30,241	27,518
		Urban	738,605	573,903	35,065	26,714
Born in other countries outside India		Rural	3,748	2,913	387	186
		Urban	10,524	8,327	1,976	793
Birth place unclassifiable		Rural	11,446	13,499	1,407	1,028
		Urban	905	1,991	315	228

DURATION OF RESIDENCE IN PLACE ENUMERATION—*contd.*

residence in place of Enumeration in years									
1—5		6—10		11—15		16 and over		Period not stated	
Males	Females	Males	Females	Males	Females	Males	Females	Males	Females
7	8	9	10	11	12	13	14	15	16
DIVISION—concld.									
..	..	..	..	..	..	..	..	..	..
..	..	..	..	..	..	..	..	..	..
..	..	..	..	..	..	..	..	..	..
..	..	..	..	..	..	..	..	..	..
5	4	4	4	..	2	1	2	..	1
5	4	1	4	..	..	..	2	..	1
..	..	3	..	..	2	1	..	..	..
..	..	..	..	..	..	..	..	..	..
..	..	1	..	..	..	..	..	..	..
..	..	1	..	..	..	..	..	..	..
..	..	..	..	..	..	..	..	..	..
..	..	..	..	..	..	..	..	..	..
..	..	..	..	2	..	4	..	..	..
..	..	..	..	2	..	4	..	..	..
..	..	..	..	..	..	..	..	..	..
..	..	..	..	..	..	..	..	..	..
..	1	..	..	..	..	..	..	..	..
..	..	..	..	..	..	..	..	..	..
..	1	..	..	..	..	..	..	..	..
..	..	..	..	..	..	..	..	..	..
23	1	5	6	7	1	9	..	1	..
14	1	1	4	4	1	3	..	..	..
9	..	4	2	3	..	6	..	1	..
..	..	..	..	..	..	..	..	..	..
434	632	521	782	579	609	968	922	15	52
401	593	411	610	490	551	881	875	13	51
30	30	91	172	66	58	30	25	2	..
3	..	19	..	23	..	57	22	..	1
143	28	94	48	219	27	185	104	25	7
132	20	81	34	175	19	147	74	13	1
9	8	11	11	43	8	38	27	11	..
2	..	2	3	1	..	..	3	1	6
8,291	6,638	7,568	6,457	7,538	5,765	12,804	9,835	721	444
4,793	1,984	4,911	1,295	3,621	1,285	3,871	1,790	260	164
157,170	149,084	232,630	193,688	220,361	188,407	43,643	59,018	9,773	9,304
139,295	122,420	202,440	165,524	220,785	175,202	131,749	81,597	4,271	2,446
1,110	889	495	371	485	471	1,068	781	203	215
2,264	1,972	1,689	1,701	1,849	1,467	2,440	2,092	306	302
768	1,277	917	1,378	769	1,194	482	2,129	7,103	6,493
213	205	139	113	67	112	109	129	62	1,204

TABLE D-III—MIGRANTS CLASSIFIED BY PLACE OF BIRTH AND

Where born	Rural Urban	Total Migrants		Duration of Less than 1	
		Males	Females	Males	Females
1	2	3	4	5	6
					DARJEELING
TOTAL	Total	131,986	106,054	16,529	17,150
	Rural	81,852	74,364	10,999	8,116
	Urban	50,134	31,690	5,530	9,034
Born elsewhere in the District of Enumeration	Rural	24,562	30,858	2,524	3,031
R		22,290	28,803	2,327	2,728
U		1,957	1,987	181	298
Unclassifiable		315	68	16	5
	Urban	6,384	6,986	1,426	1,039
R		3,687	4,297	727	624
U		2,697	2,680	699	412
Unclassifiable		..	9	..	3
Born outside the District but within the State of Enumeration	Rural	3,777	3,618	512	491
R		3,257	3,175	426	421
U		518	417	86	69
Unclassifiable		2	26	..	1
	Urban	3,556	2,570	435	854
R		1,359	731	222	202
U		2,197	1,839	213	652
Unclassifiable		..	..	..	..
Born in another State					
Andhra Pradesh	Rural	36	4	9	..
R		36	2	9	..
U		..	2	..	..
Unclassifiable		..	..	..	..
	Urban	56	20	6	7
R		35	13	6	3
U		21	7	..	4
Unclassifiable		..	..	..	..
Assam	Rural	1,650	1,666	1,200	946
R		1,516	1,451	1,158	836
U		134	212	42	110
Unclassifiable		..	3	..	..
	Urban	706	758	119	223
R		316	316	70	106
U		389	442	49	117
Unclassifiable		1	..	..	..
Bihar	Rural	16,420	9,626	1,764	453
R		16,126	9,447	1,715	414
U		287	152	49	35
Unclassifiable		7	27	..	4
	Urban	11,341	2,900	1,119	576
R		10,086	1,978	978	342
U		1,254	922	141	234
Unclassifiable		1	..	..	..
Gujarat	Rural	2	18	..	7
R		1	13	..	7
U		1	5	..	..
Unclassifiable		..	..	..	..
	Urban	14	23	..	4
R		6	16	..	3
U		8	7	..	1
Unclassifiable		..	..	..	..

DURATION OF RESIDENCE IN PLACE OF ENUMERATION—*contd.*

residence in place of Enumeration in years									
1—5		6—10		11—15		16 and over		Period not stated	
Males	Females	Males	Females	Males	Females	Males	Females	Males	Females
7	8	9	10	11	12	13	14	15	16
DISTRICT									
30,389	28,978	25,094	18,989	22,670	13,763	33,364	22,972	3,940	4,202
18,757	18,508	15,535	15,375	11,920	11,101	22,012	18,607	2,629	2,657
11,632	10,470	9,559	3,614	10,750	2,662	11,352	4,365	1,311	1,545
5,800	7,825	4,265	6,118	3,242	4,451	7,300	7,720	1,431	1,713
5,195	7,206	3,719	5,661	2,977	4,192	6,711	7,405	1,361	1,611
575	613	339	450	224	247	570	294	68	85
30	6	207	7	41	12	19	21	2	17
1,826	2,059	942	922	724	689	1,075	1,235	391	1,042
1,009	1,268	523	547	433	430	703	816	292	612
817	790	419	374	291	258	372	416	99	430
..	1	..	1	..	1	..	3	..	..
1,238	1,216	731	678	499	461	678	687	119	85
1,010	1,027	601	589	467	419	641	663	112	56
227	176	129	84	32	39	37	23	7	26
1	13	1	5	..	3	..	1	..	3
1,169	896	592	322	673	178	632	262	55	58
412	255	218	115	213	44	276	91	18	24
757	641	374	207	460	134	356	171	37	34
..	..	..	..	..	..	..	..	..	..
23	2	2	..	..	1	1	1	1	..
23	1	2	..	..	..	1	1	1	..
..	1	..	..	..	1	..	..	..	..
..	..	..	..	..	..	..	..	..	..
14	7	15	2	10	2	11	2	..	..
9	5	9	1	4	2	7	2	..	..
5	2	6	1	6	..	4	..	..	..
..	..	..	..	..	..	..	..	..	..
189	380	116	163	63	57	66	105	16	15
167	327	87	145	49	49	41	84	14	10
22	53	29	18	14	8	25	20	2	3
..	..	..	..	..	..	..	1	..	2
326	310	120	118	70	41	65	65	6	1
148	122	46	49	19	16	20	23	4	..
178	188	73	69	51	25	36	42	2	1
..	..	1	..	..	..	..	..	..	..
4,184	2,696	3,984	2,773	2,127	1,261	4,048	2,325	313	118
4,096	2,642	3,921	2,728	2,087	1,243	4,010	2,307	297	118
84	45	62	38	40	18	36	11	16	5
4	9	1	7	..	..	2	7	..	..
2,649	1,237	2,242	399	2,232	341	2,982	336	117	11
2,228	861	1,973	273	2,071	225	2,738	273	98	5
421	376	269	126	160	116	244	64	19	6
..	..	..	..	1	..	..	..	..	..
..	6	2	..	..	..	..	5	..	..
..	6	1	..	..	..	..	..	..	..
..	..	1	..	..	..	..	5	..	..
..	..	..	..	..	..	..	..	..	..
1	11	2	3	8	3	2	2	1	..
..	8	1	2	3	1	1	2	1	..
1	3	1	1	5	2	1	..	..	..
..	..	..	..	..	..	..	..	..	..

TABLE D-III—MIGRANTS CLASSIFIED BY PLACE OF BIRTH AND

Where born	Rural Urban	Total Migrants		Duration of Less than 1	
		Males	Females	Males	Females
1	2	3	4	5	6
					DARJEELING
Jammu and Kashmir	Rural	3	5	..	..
R		2	3	..	..
U		1	..	..	..
Unclassifiable		..	2	..	..
	Urban	49	7	16	3
R		29	4	15	2
U		20	3	1	1
Unclassifiable		..	..	..	..
Kerala	Rural	179	10	29	2
R		116	4	18	2
U		63	6	11	..
Unclassifiable		..	..	..	..
	Urban	102	51	22	8
R		80	22	21	5
U		22	29	1	3
Unclassifiable		..	..	..	..
Madhya Pradesh	Rural	1,092	976	38	45
R		1,083	968	37	44
U		9	8	1	1
Unclassifiable		..	..	..	..
	Urban	69	69	6	13
R		37	25	4	8
U		31	44	2	5
Unclassifiable		1	..	..	..
Madras	Rural	82	33	15	5
R		65	21	11	2
U		17	12	4	3
Unclassifiable		..	..	..	..
	Urban	173	71	22	18
R		124	33	16	6
U		48	38	6	12
Unclassifiable		1	..	..	..
Maharashtra	Rural	11	10	2	..
R		2	5	1	..
U		9	3	1	..
Unclassifiable		..	2	..	..
	Urban	69	27	10	5
R		22	6	4	..
U		47	21	6	5
Unclassifiable		..	..	..	..
Mysore	Rural	13	7	2	2
R		4	1	1	1
U		9	6	1	1
Unclassifiable		..	..	..	..
	Urban	16	9	3	5
R		7	1	3	..
U		9	8	..	5
Unclassifiable		..	..	..	..
Orissa	Rural	1,698	264	928	8
R		1,681	260	928	6
U		17	4	..	2
Unclassifiable		..	..	..	..
	Urban	228	41	35	9
R		194	29	30	7
U		34	12	5	2
Unclassifiable		..	..	..	..

DURATION OF RESIDENCE IN PLACE OF ENUMERATION—*contd.*

Residence in place of Enumeration in years									
1—5		6—10		11—15		16 and over		Period not stated	
Males	Females	Males	Females	Males	Females	Males	Females	Males	Females
7	8	9	10	11	12	13	14	15	16
DISTRICT—*contd.*									
2	2	1	1	..	2	..	..	..	..
2	..	..	1	..	2	..	..	..	..
..	..	1	..	..	..	..	..	..	..
..	2	..	..	..	..	..	..	..	..
11	2	9	2	3	..	5	..	5	..
6	..	2	2	1	..	..	..	5	..
5	2	7	..	2	..	5	..	..	..
..	..	..	..	..	..	..	..	..	..
139	7	10	1	..	..	1	..	..	..
91	2	7	..	..	..	..	..	..	..
48	5	3	1	..	..	1	..	..	..
..	..	..	..	..	..	..	..	..	..
11	13	20	6	23	3	20	7	6	14
4	1	16	2	20	1	16	3	3	10
7	12	4	4	3	2	4	4	3	4
..	..	..	..	..	..	..	..	..	..
144	113	337	356	214	180	351	280	8	2
140	111	336	354	214	177	348	280	8	2
4	2	1	2	..	3	3	..	..	..
..	..	..	..	..	..	..	..	..	..
24	25	15	14	10	8	12	6	2	3
12	7	5	5	8	2	8	3	..	..
11	18	10	9	2	6	4	3	2	3
1	..	..	..	..	..	..	..	..	..
29	17	16	3	7	4	14	4	1	..
23	10	14	1	5	4	11	4	1	..
6	7	2	2	2	..	3	..	..	..
..	..	..	..	..	..	..	..	..	..
42	17	39	8	24	6	43	14	3	8
27	7	27	4	21	4	33	5	..	7
15	10	12	4	3	2	10	9	2	1
..	..	..	..	..	..	..	..	1	..
3	3	1	3	3	1	..	..	2	3
..	1	..	1	1	..	..	..	..	3
3	2	1	..	2	1	..	..	2	..
..	..	..	2	..	..	..	..	..	..
13	8	20	7	14	3	12	2	..	2
1	..	10	2	2	..	5	2	..	2
12	8	10	5	12	3	7	..	..	..
..	..	..	..	..	..	..	..	..	..
9	3	1	1	1	1	..	..	..	..
2	..	1	..	..	..	..	..	..	..
7	3	..	1	1	1	..	..	..	..
..	..	..	..	..	..	..	..	..	..
5	3	3	..	2	..	3	1	..	..
1	1	1	..	2	..	..	..	..	..
4	2	2	..	..	..	3	1	..	..
..	..	..	..	..	..	..	..	..	..
190	41	231	89	160	80	137	44	52	2
178	40	229	88	158	80	136	44	52	2
12	1	2	1	2	..	1	..	..	..
..	..	..	..	..	..	..	..	..	..
61	11	63	12	33	5	33	4	3	..
49	9	58	8	30	3	26	2	1	..
12	2	5	4	3	2	7	2	2	..
..	..	..	..	..	..	..	..	..	..

TABLE D-III—MIGRANTS CLASSIFIED BY PLACE OF BIRTH AND DURATION OF RESIDENCE IN PLACE OF ENUMERATION—*contd.*

Where born	Rural Urban	Total Migrants		Duration of residence in place of Enumeration in years: Less than 1		1—5		6—10		11—15		16 and over		Period not stated	
		Males	Females	Males	Females	Males	Females	Males	Females	Males	Females	Males	Females	Males	Females
1	2	3	4	5	6	7	8	9	10	11	12	13	14	15	16
					DARJEELING				DISTRICT—*contd.*						
Punjab	Rural	315	188	24	5	98	75	60	52	53	21	77	33	3	2
	R	261	157	19	3	85	64	49	45	40	14	65	29	3	2
	U	52	29	5	2	13	11	10	7	12	6	12	3	..	..
	Unclassifiable	2	2	..	..	..	..	1	..	1	1	..	1	..	..
	Urban	1,484	770	204	265	412	244	308	117	216	60	306	73	38	11
	R	1,103	482	158	150	286	158	232	85	166	35	227	49	34	5
	U	374	284	46	115	126	84	72	32	47	25	79	22	4	6
	Unclassifiable	7	4	..	..	..	2	4	..	3	..	..	2	..	..
Rajasthan	Rural	383	206	44	17	121	68	106	50	44	24	67	35	1	12
	R	324	164	36	13	102	49	90	43	42	22	53	26	1	11
	U	59	37	8	4	19	16	16	7	2	2	14	7	..	1
	Unclassifiable	..	5	..	..	..	3	..	..	..	..	..	2	..	..
	Urban	1,424	655	141	134	380	221	293	121	215	73	369	97	26	9
	R	934	320	83	85	255	114	203	47	148	34	227	46	18	3
	U	488	324	57	49	125	107	89	74	67	37	142	51	8	6
	Unclassifiable	2	2	1	..	..	..	1	..	..	2	..	..	..	..
Uttar Pradesh	Rural	1,040	400	117	62	312	157	199	88	148	39	245	45	19	9
	R	910	299	96	40	271	115	174	69	130	29	227	40	12	6
	U	127	99	21	22	40	42	24	17	18	10	18	5	6	3
	Unclassifiable	3	2	..	..	1	..	1	2	..	..	..	..	1	..
	Urban	2,458	800	315	170	678	331	475	126	479	49	467	105	44	19
	R	1,847	410	255	92	509	168	343	77	366	16	338	49	36	8
	U	611	384	60	78	109	162	132	47	113	31	129	55	8	11
	Unclassifiable	..	6	..	..	..	1	..	2	..	2	..	1	..	..
Andaman and Nicobar Islands	Rural	1	2	..	..	1	2	..	..	..	..	..	..	..	..
	R	..	..	..	..	..	..	..	..	..	..	..	..	..	..
	U	1	2	..	..	1	2	..	..	..	..	..	..	..	..
	Unclassifiable	..	..	..	..	..	..	..	..	..	..	..	..	..	..
	Urban	1	2	..	..	..	2	..	..	..	..	1	..	..	..
	R	..	..	..	..	..	..	..	..	..	..	..	..	..	..
	U	1	2	..	..	..	2	..	..	..	..	1	..	..	..
	Unclassifiable	..	..	..	..	..	..	..	..	..	..	..	..	..	..
Delhi	Rural	10	8	2	1	5	3	2	2	..	..	1	..	..	2
	R	2	5	1	..	..	2	..	1	..	..	1	..	..	2
	U	8	3	1	1	5	1	2	1	..	..	..	..	..	..
	Unclassifiabe	..	..	..	..	..	..	..	..	..	..	..	..	..	..
	Urban	104	43	20	11	51	21	23	2	8	7	2	1	..	1
	R	27	16	5	..	13	12	4	..	3	4	2	..	..	..
	U	77	27	15	11	38	9	19	2	5	3	..	1	..	1
	Unclassifiable	..	..	..	..	..	..	..	..	..	..	..	..	..	..
Himachal Pradesh	Rural	2	3	1	..	..	3	..	..	1	..	..	..	..	..
	R	2	1	1	..	..	1	..	..	1	..	..	..	..	..
	U	..	2	..	..	..	2	..	..	1	..	..	..	..	..
	Unclassifiable	..	..	..	..	..	..	..	..	..	..	..	..	..	..
	Urban	21	1	2	..	1	1	4	..	4	..	1	..	9	..
	R	15	1	..	..	..	1	2	..	3	..	1	..	9	..
	U	6	..	2	..	1	..	2	..	1	..	..	..	..	..
	Unclassifiable	..	..	..	..	..	..	..	..	..	..	..	..	..	..
Laccadive, Minicoy and Amindivi Islands	Rural	..	..	..	..	..	..	..	..	..	..	..	..	..	..
	R	..	..	..	..	..	..	..	..	..	..	..	..	..	..
	U	..	..	..	..	..	..	..	..	..	..	..	..	..	..
	Unclassifiable	..	..	..	..	..	..	..	..	..	..	..	..	..	..
	Urban	..	..	..	..	..	..	..	..	..	..	..	..	..	..
	R	..	..	..	..	..	..	..	..	..	..	..	..	..	..
	U	..	..	..	..	..	..	..	..	..	..	..	..	..	..
	Unclassifiable	..	..	..	..	..	..	..	..	..	..	..	..	..	..

TABLE D-III—MIGRANTS CLASSIFIED BY PLACE OF BIRTH AND DURATION OF RESIDENCE IN PLACE OF ENUMERATION—*contd.*

DARJEELING DISTRICT—*contd.*

Where born	Rural / Urban	Total Migrants		Duration of residence in place of Enumeration in years: Less than 1		1—5		6—10		11—15		16 and over		Period not stated	
		Males	Females	Males	Females	Males	Females	Males	Females	Males	Females	Males	Females	Males	Females
1	2	3	4	5	6	7	8	9	10	11	12	13	14	15	16
Manipur	Rural	15	7	..	..	3	..	4	..	1	1	7	6	..	..
R		14	6	..	..	3	..	3	..	1	1	7	5	..	..
U		1	1	..	..	..	..	1	..	..	..	..	1	..	..
Unclassifiable		..	..	..	..	..	..	..	..	..	..	..	..	..	..
	Urban	6	..	1	..	4	..	..	..	1	..	..	..	..	..
R		2	..	..	..	1	..	..	..	1	..	..	..	..	..
U		4	..	1	..	3	..	..	..	..	..	..	..	..	..
Unclassifiable		..	..	..	..	..	..	..	..	..	..	..	..	..	..
Tripura	Rural	11	10	4	3	4	4	3	1	..	2	..	..	..	..
R		7	9	4	2	3	4	..	1	..	2	..	..	..	..
U		4	1	..	1	1	..	3	..	..	..	..	..	..	..
Unclassifiable		..	..	..	..	..	..	..	..	..	..	..	..	..	..
	Urban	31	1	6	..	12	1	5	..	2	..	6	..	..	..
R		16	..	2	..	7	..	2	..	1	..	4	..	..	..
U		15	1	4	..	5	1	3	..	1	..	2	..	..	..
Unclassifiable		..	..	..	..	..	..	..	..	..	..	..	..	..	..
Dadra and Nagar Haveli	Rural	..	..	..	..	..	..	..	..	..	..	..	..	..	..
R		..	..	..	..	..	..	..	..	..	..	..	..	..	..
U		..	..	..	..	..	..	..	..	..	..	..	..	..	..
Unclassifiable		..	..	..	..	..	..	..	..	..	..	..	..	..	..
	Urban	..	..	..	..	..	..	..	..	..	..	..	..	..	..
R		..	..	..	..	..	..	..	..	..	..	..	..	..	..
U		..	..	..	..	..	..	..	..	..	..	..	..	..	..
Unclassifiable		..	..	..	..	..	..	..	..	..	..	..	..	..	..
Goa, Daman and Diu	Rural	2	..	..	..	..	..	1	..	..	..	1	..	..	..
R		2	..	..	..	..	..	1	..	..	..	1	..	..	..
U		..	..	..	..	..	..	..	..	..	..	..	..	..	..
Unclassifiable		..	..	..	..	..	..	..	..	..	..	..	..	..	..
	Urban	2	..	..	..	..	..	1	..	1	..	..	..	..	..
R		..	..	..	..	..	..	..	..	..	..	..	..	..	..
U		2	..	..	..	..	..	1	..	1	..	..	..	..	..
Unclassifiable		..	..	..	..	..	..	..	..	..	..	..	..	..	..
Pondicherry	Rural	..	..	..	..	..	..	..	..	..	..	..	..	..	..
R		..	..	..	..	..	..	..	..	..	..	..	..	..	..
U		..	..	..	..	..	..	..	..	..	..	..	..	..	..
Unclassifiable		..	..	..	..	..	..	..	..	..	..	..	..	..	..
	Urban	..	1	..	..	..	..	..	..	..	..	..	..	..	1
R		..	1	..	..	..	..	..	..	..	..	..	..	..	1
U		..	..	..	..	..	..	..	..	..	..	..	..	..	..
Unclassifiable		..	..	..	..	..	..	..	..	..	..	..	..	..	..
North-East Frontier Agency	Rural	1	..	..	..	..	..	1	..	..	..	..	..	..	..
R		1	..	..	..	..	..	1	..	..	..	..	..	..	..
U		..	..	..	..	..	..	..	..	..	..	..	..	..	..
Unclassifiable		..	..	..	..	..	..	..	..	..	..	..	..	..	..
	Urban	..	..	..	..	..	..	..	..	..	..	..	..	..	..
R		..	..	..	..	..	..	..	..	..	..	..	..	..	..
U		..	..	..	..	..	..	..	..	..	..	..	..	..	..
Unclassifiable		..	..	..	..	..	..	..	..	..	..	..	..	..	..
Nagaland	Rural	..	..	..	..	..	..	..	..	..	..	..	..	..	..
R		..	..	..	..	..	..	..	..	..	..	..	..	..	..
U		..	..	..	..	..	..	..	..	..	..	..	..	..	..
Unclassifiable		..	..	..	..	..	..	..	..	..	..	..	..	..	..
	Urban	8	6	3	..	4	..	1	6	..	..	..	..	..	..
R		2	4	..	..	2	..	..	4	..	..	..	..	..	..
U		6	2	3	..	2	..	1	2	..	..	..	..	..	..
Unclassifiable		..	..	..	..	..	..	..	..	..	..	..	..	..	..

TABLE D-III—MIGRANTS CLASSIFIED BY PLACE OF BIRTH AND DURATION OF RESIDENCE IN PLACE OF ENUMERATION—*contd.*

Where born		Rural Urban	Total Migrants		Duration of residence in place of Enumeration in years: Less than 1		1—5		6—10		11—15		16 and over		Period not stated	
			Males	Females	Males	Females	Males	Females	Males	Females	Males	Females	Males	Females	Males	Females
1		2	3	4	5	6	7	8	9	10	11	12	13	14	15	16
						DARJEELING	DISTRICT—*concld.*									
Sikkim		Rural	2,219	2,809	77	121	304	529	437	673	439	530	947	904	15	52
	R		1,966	2,608	65	116	284	500	356	582	382	489	866	870	13	51
	U		153	178	12	5	17	29	64	91	34	41	24	12	2	..
	Unclassifiable		100	23	..	..	3	..	17	..	23	..	57	22	..	1
		Urban	710	223	51	19	141	26	92	47	217	26	185	104	24	1
	R		595	155	48	10	132	18	81	34	174	18	147	74	13	1
	U		115	63	3	9	9	8	11	11	43	8	38	27	11	..
	Unclassifiable		..	5	..	..	..	..	..	2	..	..	..	3	..	..
Born in Nepal		Rural	17,680	14,509	1,280	695	3,417	3,190	2,862	2,802	2,758	2,193	6,957	5,422	406	207
		Urban	5,656	3,204	448	390	970	776	1,210	344	1,108	570	1,719	1,049	201	135
Born in Pakistan		Rural	9,141	7,227	2,141	2,110	2,170	1,626	1,994	1,375	1,957	1,584	800	509	79	23
		Urban	12,053	9,741	621	4,810	1,994	3,420	2,622	663	4,146	346	2,569	495	110	7
Born in other countries outside India		Rural	1,294	1,416	210	81	352	474	161	113	195	189	299	444	77	115
		Urban	3,312	2,651	498	471	807	828	410	373	510	252	819	505	268	222
Birth place unclassifiable		Rural	213	484	76	31	20	66	8	33	8	19	15	38	86	297
		Urban	101	..	1	..	20	..	33	..	17	..	22	..	2	..
						JALPAIGURI	DISTRICT									
TOTAL		Total	340,788	287,172	36,137	23,854	87,094	77,109	74,224	69,339	60,232	46,111	74,184	63,448	8,917	7,311
		Rural	295,600	255,697	31,161	20,658	77,016	69,925	67,020	61,287	49,751	37,945	62,312	59,478	8,340	6,404
		Urban	45,188	31,475	4,976	3,196	10,078	7,184	7,204	8,052	10,481	8,166	11,872	3,970	577	907
Born elsewhere in the District of Enumeration		Rural	75,703	91,266	6,681	8,067	23,477	27,461	14,380	18,509	9,925	12,168	17,281	21,680	3,959	3,381
	R		74,462	89,795	6,521	7,766	23,008	26,967	14,107	18,257	9,830	12,037	17,164	21,496	3,832	3,332
	U		1,192	1,434	156	359	459	483	259	243	87	126	107	174	124	49
	Unclassifiable		49	37	4	2	10	11	14	9	8	5	10	10	3	..
		Urban	3,639	3,175	565	363	1,272	1,213	626	664	606	333	531	479	39	123
	R		3,091	2,647	515	305	1,132	1,010	483	585	473	267	449	413	39	47
	U		548	528	50	58	140	203	143	79	133	46	82	66	..	76
	Unclassifiable		..	..	..	..	..	..	..	..	..	..	..	..	..	..
Born outside the District but within the state of Enumeration		Rural	12,641	14,271	1,785	1,628	4,880	5,221	1,952	2,242	1,439	1,697	2,213	3,232	372	251
	R		10,482	12,287	1,391	1,347	3,875	4,526	1,606	1,897	1,222	1,444	2,089	2,906	299	167
	U		2,153	1,940	391	280	1,004	677	346	340	217	243	122	321	73	79
	Unclassifiable		6	44	3	1	1	18	..	5	..	10	2	5	..	5
		Urban	4,288	2,379	557	272	1,479	842	687	428	708	272	849	399	8	166
	R		2,209	934	249	79	538	338	367	172	478	121	575	177	2	47
	U		2,079	1,445	308	193	941	504	320	256	230	151	274	222	6	119
	Unclassifiable		..	..	..	..	..	..	..	..	..	..	..	..	..	..
Born in another State																
Andhra Pradesh		Rural	224	55	44	8	117	29	23	4	30	1	9	3	1	10
	R		179	50	41	5	103	27	21	4	4	1	9	3	1	10
	U		38	5	3	3	14	2	2	..	19	..	..	..	..	..
	Unclassifiable		7	..	..	..	..	..	..	..	7	..	..	..	..	..
		Urban	6	8	..	..	..	1	1	..	..	..	..	..	5	7
	R		..	7	..	..	..	..	..	..	..	..	..	..	..	7
	U		6	1	..	..	..	1	1	..	..	..	..	..	5	..
	Unclassifiable		..	..	..	..	..	..	..	..	..	..	..	..	..	..

TABLE D-III—MIGRANTS CLASSIFIED BY PLACE OF BIRTH AND

Where born		Rural Urban	Total Migrants		Duration of Less than 1	
			Males	Females	Males	Females
1		2	3	4	5	6
						JALPAIGURI
Assam		Rural	5,653	4,848	2,253	1,511
	R		4,819	4,324	1,787	1,276
	U		828	523	463	235
	Unclassifiable		6	1	3	..
		Urban	1,166	1,346	653	757
	R		901	903	484	530
	U		265	443	169	227
	Unclassifiable		..	..	..	..
Bihar		Rural	71,381	45,702	8,875	1,505
	R		70,847	45,434	8,785	1,473
	U		471	256	76	31
	Unclassifiable		63	12	14	1
		Urban	8,171	2,067	1,047	125
	R		7,672	1,863	1,021	113
	U		499	204	26	12
	Unclassifiable		..	..	..	..
Gujarat		Rural	14	18	2	..
	R		10	18	..	..
	U		4	..	2	..
	Unclassifiable		..	..	..	..
		Urban	40	9	1	..
	R		26	8	..	..
	U		14	1	1	..
	Unclassifiable		..	..	..	..
Jammu and Kashmir		Rural	99	105	12	9
	R		91	104	7	8
	U		8	1	5	1
	Unclassifiable		..	..	..	..
		Urban	..	..	..	..
	R		..	..	..	..
	U		..	..	..	..
	Unclassifiable		..	..	..	..
Kerala		Rural	37	4	22	..
	R		29	2	18	..
	U		8	2	4	..
	Unclassifiable		..	..	..	..
		Urban	2	4	..	1
	R		2	1	..	..
	U		..	3	..	1
	Unclassifiable		..	..	..	..
Madhya Pradesh		Rural	1,599	1,009	75	36
	R		1,558	977	70	36
	U		40	30	5	..
	Unclassifiable		1	2	..	..
		Urban	134	12	3	1
	R		93	4	2	1
	U		41	8	1	..
	Uncassifiable		..	..	..	..
Madras		Rural	471	195	77	11
	R		459	181	74	10
	U		12	14	3	1
	Unclassifiable		..	..	..	..
		Urban	13	2	..	..
	R		13	1	..	..
	U		..	1	..	..
	Unclassifiable		..	..	..	..

DURATION OF RESIDENCE IN PLACE OF ENUMERATION—*contd.*

residence in place of Enumeration in years									
1—5		6—10		11—15		16 and over		Period not stated	
Males	Females	Males	Females	Males	Females	Males	Females	Males	Females
7	8	9	10	11	12	13	14	15	16
DISTRICT—*contd.*									
1,549	1,499	828	1,059	325	370	467	324	231	85
1,354	1,340	731	965	294	360	446	311	207	72
195	158	97	94	31	10	19	13	23	13
..	1	..	..	..	..	2	..	1	..
248	285	51	115	67	59	62	29	85	101
203	191	42	69	55	28	49	13	68	72
45	94	9	46	12	31	13	16	17	29
..	..	..	..	..	..	..	..	..	..
12,125	7,605	14,649	12,026	10,021	6,546	24,558	17,452	1,153	568
11,945	7,540	14,531	11,965	9,970	6,519	24,477	17,388	1,139	549
170	61	106	60	42	26	63	59	14	19
10	4	12	1	9	1	18	5	..	..
2,132	526	1,344	502	1,739	299	1,906	538	3	77
2,043	478	1,272	453	1,563	266	1,770	489	3	64
89	48	72	49	176	33	136	49	..	13
..	..	..	..	..	..	..	..	..	..
2	1	3	17	4	..	3	..	..	..
2	1	2	17	3	..	3	..	..	..
..	..	1	..	1	..	..	..	..	..
..	..	..	..	..	..	..	..	..	..
11	1	12	2	8	2	8	2	..	2
9	1	6	2	5	2	6	1	..	2
2	..	6	..	3	..	2	1	..	..
..	..	..	..	..	..	..	..	..	..
28	43	29	22	28	4	1	25	1	2
26	43	28	22	28	4	1	25	1	2
2	..	1	..	..	..	..	..	..	..
..	..	..	..	..	..	..	..	..	..
..	..	..	..	..	..	..	..	..	..
..	..	..	..	..	..	..	..	..	..
..	..	..	..	..	..	..	..	..	..
..	..	..	..	..	..	..	..	..	..
10	3	3	1	2	..	..	..	..	..
9	1	1	1	1	..	..	..	..	..
1	2	2	..	1	..	..	..	..	..
..	..	..	..	..	..	..	..	..	..
..	2	..	1	1	..	1	..	..	..
..	..	..	1	1	..	1	..	..	..
..	2	..	..	..	..	..	..	..	..
..	..	..	..	..	..	..	..	..	..
315	158	348	237	178	142	660	423	23	13
298	144	340	228	174	139	654	418	22	12
16	14	8	7	4	3	6	5	1	..
1	..	..	2	..	..	..	..	..	..
11	4	51	1	34	..	34	6	1	..
9	..	33	..	25	..	23	3	1	..
2	4	18	1	9	..	11	3	..	..
..	..	..	..	..	..	..	..	..	..
154	49	67	34	60	39	99	62	14	..
148	46	66	30	58	35	99	60	14	..
6	3	1	4	2	4	..	2	..	..
..	..	..	..	..	..	..	..	..	..
.. 7	2	3	..	3	..	..	..	..	..
.. 7	1	3	..	3	..	..	..	..	..
.. ..	1	..	..	..	..	..	..	..	..
.. ..	..	..	..	..	..	..	..	..	..

TABLE D-III—MIGRANTS CLASSIFIED BY PLACE OF BIRTH AND

Where born	Rural Urban	Total Migrants		Duration of Less than 1	
		Males	Females	Males	Females
1	2	3	4	5	6
				JALPAIGURI	
Maharashtra	Rural	57	24	42	4
R		37	21	30	2
U		20	3	12	2
Unclassifiable		..	..	..	..
	Urban	26	12	2	..
R		19	9	2	..
U		7	3	..	..
Unclassifiable		..	..	..	..
Mysore	Rural	29	9	10	4
R		24	8	7	4
U		5	1	3	..
Unclassifiable		..	..	..	..
	Urban	..	1	..	..
R		..	..	..	..
U		..	1	..	..
Unclassifiable		..	..	..	..
Orissa	Rural	3,125	1,456	462	30
R		3,093	1,431	461	30
U		27	25	1	..
Unclassifiable		5	..	..	..
	Urban	114	18	22	2
R		92	12	21	1
U		22	5	1	1
Unclassifiable		..	..	..	..
Punjab	Rural	1,330	597	240	29
R		1,237	557	232	27
U		93	38	8	2
Unclassifiable		..	2	..	..
	Urban	112	66	11	6
R		91	49	9	5
U		21	17	2	1
Unclassifiable		..	..	..	..
Rajasthan	Rural	985	415	136	22
R		881	363	124	17
U		102	51	12	5
Unclassifiable		2	1	..	..
	Urban	456	392	40	13
R		364	243	29	6
U		92	149	20	7
Unclassifiable		..	..	..	..
Uttar Pradesh	Rural	2,247	587	402	84
R		2,136	543	385	77
U		110	44	17	7
Unclassifiable		1	..	..	..
	Urban	1,266	207	109	15
R		1,115	121	99	12
U		151	86	10	3
Unclassifiable		..	..	..	..
Andaman and Nicobar Islands	Rural	1	..	..	..
R		1			
U		..	..	..	..
Unclassifiable		..	..	..	..
	Urban	..	..	..	..
R		..	..	..	..
U		..	..	..	..
Unclassifiabe		..	..	..	..

DURATION OF RESIDENCE IN PLACE OF ENUMERATION—*contd.*

residence in place of Enumeration in years									
1—5		6—10		11—15		16 and over		Period not stated	
Males	Females	Males	Females	Males	Females	Males	Females	Males	Females
7	8	9	10	11	12	13	14	15	16
DISTRICT—*contd.*									
11	3	2	3	..	6	2	7	..	1
4	2	1	3	..	6	2	7		1
7	1	1	..	..	..	..	..	..	..
..	..	..	..	..	..	..	..	..	..
6	10	6	2	7	..	5	..	..	..
6	9	3	..	5	..	3	..	..	..
..	1	3	2	2	..	2	..	..	..
..	..	..	..	..	..	..	..	..	..
2	2	15	2	1	1	..	..	1	..
1	1	15	2	1	1	..	..	..	..
1	1	..	..	..	..	..	..	1	..
..	..	..	..	..	..	..	..	..	..
..	1	..	..	..	..	..	..	..	..
..	..	..	..	..	..	..	..	..	..
..	1	..	..	..	..	..	..	..	..
..	..	..	..	..	..	..	..	..	..
401	149	608	386	498	344	925	536	231	11
394	143	598	377	490	343	919	527	231	11
7	6	7	9	8	1	4	9	..	..
..	..	3	..	..	..	2	..	..	..
17	7	20	4	25	2	30	2	..	1
15	5	19	3	18	2	19	2	..	..
2	2	1	1	7	..	11	..	..	1
..	..	..	..	..	..	..	..	..	..
485	233	318	169	119	73	149	72	19	21
442	212	296	162	106	66	142	69	19	21
43	21	22	7	13	5	7	3	..	..
..	..	..	..	..	2	..	..	..	..
24	23	31	12	25	8	21	16	..	1
24	18	28	12	15	2	15	11	..	1
..	5	3	..	10	6	6	5	..	..
..	..	..	..	..	..	..	..	..	..
279	124	205	101	115	53	238	107	12	8
250	109	187	83	95	47	213	99	12	8
29	15	18	18	18	5	25	8	..	..
..	..	..	..	2	1	..	..	..	..
150	77	54	81	106	49	86	163	11	9
134	43	37	50	88	22	75	114	1	8
16	34	17	31	18	27	11	49	10	1
..	..	..	..	..	..	..	..	..	..
681	173	468	160	406	80	239	75	51	15
634	159	442	155	401	78	228	59	46	15
46	14	26	5	5	2	11	16	5	..
1	..	..	..	..	..	..	..	..	..
237	43	144	47	294	38	476	57	6	7
198	2	122	28	258	27	432	26	6	4
39	94	22	19	36	11	44	31	..	3
..	..	..	..	..	..	..	..	..	..
1	..	..	..	..	..	..	..	..	..
1	..	..	..	..	..	..	..	..	..
..	..	..	..	..	..	..	..	..	..
..	..	..	..	..	..	..	..	..	..
..	..	..	..	..	..	..	..	..	..
..	..	..	..	..	..	..	..	..	..
..	..	..	..	..	..	..	..	..	..

TABLE D-III—MIGRANTS CLASSIFIED BY PLACE OF BIRTH AND DURATION OF RESIDENCE IN PLACE OF ENUMERATION—*contd.*

JALPAIGURI DISTRICT—*contd.*

Where born		Rural Urban	Total Migrants		Duration of residence in place of Enumeration in years: Less than 1		1—5		6—10		11—15		16 and over		Period not stated	
			Males	Females	Males	Females	Males	Females	Males	Females	Males	Females	Males	Females	Males	Females
1		2	3	4	5	6	7	8	9	10	11	12	13	14	15	16
Delhi		Rural	55	23	8	3	29	9	9	7	4	..	4	3	1	1
	R		35	11	4	1	18	5	7	2	4	..	1	2	1	1
	U		20	12	4	2	11	4	2	5	..	..	3	1	..	..
	Unclassifiable		..	..	..	..	..	..	..	..	..	..	..	..	..	..
		Urban	3	12	1	1	..	7	1	2	..	1	..	1	1	..
	R		..	2	..	..	..	..	..	..	..	1	..	1	..	..
	U		3	10	1	1	..	7	1	2	..	..	..	..	1	..
	Unclassifiable		..	..	..	..	..	..	..	..	..	..	..	..	..	..
Himachal Pradesh		Rural	9	2	2	..	3	..	3	..	1	1	..	..	..	1
	R		7	..	2	..	2	..	2	..	1	..	..	..	..	..
	U		2	2	..	..	1	..	1	..	..	1	..	..	..	1
	Unclassifiable		..	..	..	..	..	..	..	..	..	..	..	..	..	..
		Urban	11	..	..	..	..	..	2	..	5	..	4	..	..	..
	R		7	..	..	..	..	..	2	..	3	..	2	..	..	..
	U		4	..	..	..	..	..	..	..	2	..	2	..	..	..
	Unclassifiable		..	..	..	..	..	..	..	..	..	..	..	..	..	..
Laccadive, Minicoy and Amindivi Islands		Rural	..	..	..	..	..	..	..	..	..	..	..	..	..	..
	R		..	..	..	..	..	..	..	..	..	..	..	..	..	..
	U		..	..	..	..	..	..	..	..	..	..	..	..	..	..
	Unclassifiable		..	..	..	..	..	..	..	..	..	..	..	..	..	..
		Urban	..	..	..	..	..	..	..	..	..	..	..	..	..	..
	R		..	..	..	..	..	..	..	..	..	..	..	..	..	..
	U		..	..	..	..	..	..	..	..	..	..	..	..	..	..
	Unclassifiable		..	..	..	..	..	..	..	..	..	..	..	..	..	..
Manipur		Rural	15	2	2	..	6	2	5	..	1	..	1	..	..	..
	R		8	2	2	..	3	2	3	..	..	..	..	..	..	..
	U		7	..	..	..	3	..	2	..	1	..	1	..	..	..
	Unclassifiable		..	..	..	..	..	..	..	..	..	..	..	..	..	..
		Urban	..	..	..	..	..	..	..	..	..	..	..	..	..	..
	R		..	..	..	..	..	..	..	..	..	..	..	..	..	..
	U		..	..	..	..	..	..	..	..	..	..	..	..	..	..
	Unclassifiable		..	..	..	..	..	..	..	..	..	..	..	..	..	..
Tripura		Rural	105	18	4	1	15	11	3	2	79	..	3	3	1	1
	R		102	12	3	1	13	6	3	1	79	..	3	3	1	1
	U		3	6	1	..	2	5	..	1	..	..	..	..	..	..
	Unclassifiable		..	..	..	..	..	..	..	..	..	..	..	..	..	..
		Urban	3	10	..	1	1	2	1	3	..	1	1	2	..	1
	R		2	5	..	..	1	2	..	..	..	1	1	1	..	1
	U		1	5	..	1	..	..	1	3	..	..	..	1	..	..
	Unclassifiable		..	..	..	..	..	..	..	..	..	..	..	..	..	..
Dadar and Nagar Haveli		Rural	..	..	..	..	..	..	..	..	..	..	..	..	..	..
	R		..	..	..	..	..	..	..	..	..	..	..	..	..	..
	U		..	..	..	..	..	..	..	..	..	..	..	..	..	..
	Unclassifiable		..	..	..	..	..	..	..	..	..	..	..	..	..	..
		Urban	..	..	..	..	..	..	..	..	..	..	..	..	..	..
	R		..	..	..	..	..	..	..	..	..	..	..	..	..	..
	U		..	..	..	..	..	..	..	..	..	..	..	..	..	..
	Unclassifiable		..	..	..	..	..	..	..	..	..	..	..	..	..	..
Goa, Daman and Diu		Rural	..	..	..	..	..	..	..	..	..	..	..	..	..	..
	R		..	..	..	..	..	..	..	..	..	..	..	..	..	..
	U		..	..	..	..	..	..	..	..	..	..	..	..	..	..
	Unclassifiable		..	..	..	..	..	..	..	..	..	..	..	..	..	..
		Urban	..	..	..	..	..	..	..	..	..	..	..	..	..	..
	R		..	..	..	..	..	..	..	..	..	..	..	..	..	..
	U		..	..	..	..	..	..	..	..	..	..	..	..	..	..
	Unclassifiable		..	..	..	..	..	..	..	..	..	..	..	..	..	..

TABLE D-III—MIGRANTS CLASSIFIED BY PLACE OF BIRTH AND

Where born		Rural Urban	Total Migrants Males	Total Migrants Females	Duration of Less than 1 Males	Duration of Less than 1 Females
1		2	3	4	5	6
						JALPAIGURI
Pondicherry		Rural	..	..	..	..
	R		..	..	..	..
	U		..	..	..	..
	Unclassifiable		..	..	..	..
		Urban	..	..	..	..
	R		..	..	..	..
	U		..	..	..	..
	Unclassifiable		..	..	..	..
North-East Frontier Agency		Rural	..	..	..	..
	R		..	..	..	..
	U		..	..	..	..
	Unclassifiable		..	..	..	..
		Urban	..	..	..	..
	R		..	..	..	..
	U		..	..	..	..
	Unclassifiable		..	..	..	..
Nagaland		Rural	..	..	..	..
	R		..	..	..	..
	U		..	..	..	..
	Unclassifiable		..	..	..	..
		Urban	..	..	..	..
	R		..	..	..	..
	U		..	..	..	..
	Unclassifiable		..	..	..	..
Sikkim		Rural	387	328	14	19
	R		304	197	9	9
	U		83	131	5	10
	Unassifiable		..	..	..	..
		Urban	..	3	..	1
	R		..	3	..	1
	U		..	..	..	..
	Unclassifiable		..	..	..	..
Born in Nepal		Rural	21,216	16,237	1,573	1,095
		Urban	504	185	48	14
Born in Pakistan		Rural	95,129	76,488	8,283	6,508
		Urban	25,202	21,522	1,907	1,623
Born in other countries outside India		Rural	2,122	1,287	146	84
		Urban	28	45	1	1
Birth place unclassifiable		Rural	966	751	11	..
		Urban	4	..	..	..

DURATION OF RESIDENCE IN PLACE OF ENUMERATION—*contd.*

residence in place of Enumeration in years									
1—5		6—10		11—15		16 and over		Period not stated	
Males	Females	Males	Females	Males	Females	Males	Females	Males	Females
7	8	9	10	11	12	13	14	15	16
DISTRICT—*concld.*									
..	..	..	..	..	..	..	..	..	..
..	..	..	..	..	..	..	..	..	..
..	..	..	..	..	..	..	..	..	..
..	..	..	..	..	..	..	..	..	..
..	..	..	..	..	..	..	..	..	..
..	..	..	..	..	..	..	..	..	..
..	..	..	..	..	..	..	..	..	..
..	..	..	..	..	..	..	..	..	..
..	..	..	..	..	..	..	..	..	..
..	..	..	..	..	..	..	..	..	..
..	..	..	..	..	..	..	..	..	..
..	..	..	..	..	..	..	..	..	..
..	..	..	..	..	..	..	..	..	..
..	..	..	..	..	..	..	..	..	..
..	..	..	..	..	..	..	..	..	..
..	..	..	..	..	..	..	..	..	..
130	103	82	109	140	79	21	18	..	..
117	93	55	28	108	62	15	5	..	..
13	10	27	81	32	17	6	13	..	..
..	..	..	..	..	..	..	..	..	..
..	2	..	..	..	..	..	..	..	..
..	2	..	..	..	..	..	..	..	..
..	..	..	..	..	..	..	..	..	..
..	..	..	..	..	..	..	..	..	..
4,429	3,364	4,526	3,602	4,686	3,569	5,738	4,377	264	230
137	38	110	34	93	23	111	65	5	11
27,169	23,313	27,959	22,246	21,254	12,345	8,905	10,695	1,559	1,361
4,345	4,094	4,055	6,149	6,749	7,065	7,733	2,200	413	891
707	370	288	218	258	241	605	283	28	91
1	4		5	9	14	14	11	..	10
11	..	247	131	177	186	101	101	419	338
..	..	2	..	2	..	..	..	..	..

TABLE D-III—MIGRANTS CLASSIFIED BY PLACE OF BIRTH AND DURATION OF RESIDENCE IN PLACE OF ENUMERATION—*contd.*

Where born	Rural Urban	Total Migrants		Duration of residence in place of Enumeration in years: Less than 1		1—5		6—10		11—15		16 and over		Period not stated	
		Males	Females	Males	Females	Male	Females	Males	Females	Males	Females	Males	Females	Males	Females
1	2	3	4	5	6	7	8	9	10	11	12	13	14	15	16
								COOCH BEHAR							DISTRICT
TOTAL	Total	**214,599**	**211,512**	**20,798**	**14,217**	**63,129**	**60,014**	**60,824**	**54,540**	**38,475**	**39,352**	**23,411**	**35,112**	**7,962**	**8,277**
	Rural	**186,944**	**194,789**	**15,845**	**12,573**	**54,183**	**55,571**	**55,042**	**50,894**	**34,158**	**35,877**	**19,915**	**31,822**	**7,801**	**8,052**
	Urban	**27,655**	**16,723**	**4,953**	**1,644**	**8,946**	**4,443**	**5,782**	**3,646**	**4,317**	**3,475**	**3,496**	**3,290**	**161**	**225**
Born elsewhere in the District of Enumeration	Rural	41,974	80,610	4,251	7,007	14,755	20,176	6,308	15,107	4,306	11,054	8,709	22,458	3,645	4,808
R		41,207	79,460	4,119	6,891	14,475	19,675	6,146	14,754	4,264	11,011	8,608	22,382	3,595	4,747
U		734	1,051	123	107	267	473	158	331	38	34	96	52	47	54
Unclassifiable		33	99	4	9	13	28	4	22	4	9	5	24	3	7
	Urban	1,867	3,781	392	618	423	1,530	475	527	294	323	265	652	18	131
R		1,138	1,961	225	406	257	708	332	159	158	225	148	407	18	56
U		729	1,820	167	212	166	822	143	368	136	98	117	245	..	75
Unclassifiable		..	..	..	..	..	..	..	..	..	..	..	..	..	..
Born outside the District but within the State of Enumeration	Rural	3,884	4,427	681	411	1,625	1,584	481	805	340	767	578	617	179	243
R		3,667	4,187	629	365	1,542	1,480	445	765	319	753	567	600	165	224
U		213	231	52	45	81	100	36	38	21	12	10	17	13	19
Unclassifiable		4	9	..	1	2	4	..	2	..	2	1	..	1	..
	Urban	1,577	1,715	311	252	656	625	304	345	154	186	148	281	4	26
R		754	638	177	85	267	202	126	128	92	99	88	122	4	2
U		823	1,077	134	167	389	423	178	217	62	87	60	159	..	24
Unclassifiable		..	..	..	..	..	..	..	..	..	..	..	..	..	..
Born in another State															
Andhra Pradesh	Rural	35	..	1	..	20	..	2	..	7	..	5	..	..	..
R		33	..	1	..	18	..	2	..	7	..	5	..	..	..
U		2	..	..	..	2	..	..	..	..	..	..	..	..	..
Unclassifiable		..	..	..	..	..	..	..	..	..	..	..	..	..	..
	Urban	55	86	7	8	20	34	21	15	4	11	3	18	..	..
R		50	82	5	7	18	33	20	14	4	11	3	17	..	..
U		5	4	2	1	2	1	1	1	..	..	..	1	..	..
Unclassifiable		..	..	..	..	..	..	..	..	..	..	..	..	..	..
Assam	Rural	2,711	2,655	713	645	789	866	393	444	160	245	560	352	96	103
R		2,631	2,568	688	613	759	836	379	433	156	235	557	348	92	103
U		73	81	24	30	24	28	14	10	4	9	3	4	4	..
Unclassifiable		7	6	1	2	6	2	..	1	..	1	..	..	..	..
	Urban	355	675	113	148	126	211	54	94	23	89	39	126	..	7
R		229	361	72	85	76	103	36	61	14	60	31	48	..	4
U		126	314	41	63	50	108	18	33	9	29	8	78	..	3
Unclassifiable		..	..	..	..	..	..	..	..	..	..	..	..	..	..
Bihar	Rural	11,480	1,307	5,209	157	2,550	442	1,197	238	642	149	1,237	227	645	94
R		11,408	1,206	5,197	154	2,520	432	1,187	230	631	144	1,233	221	640	85
U		59	37	9	3	25	10	10	6	10	4	1	5	4	9
Unclassifiable		13	4	3	..	5	..	..	2	1	1	3	1	1	..
	Urban	4,122	1,360	1,252	170	1,133	376	676	274	295	229	719	299	47	12
R		3,382	864	1,141	118	884	261	530	176	208	130	574	170	45	9
U		740	496	111	52	249	115	146	98	87	99	145	129	2	3
Unclassifiable		..	..	..	..	..	..	..	..	..	..	..	..	..	..
Gujarat	Rural	1	1	..	..	1	1	..	..	..	..	..	..	..	..
R		1	..	..	..	1	..	..	..	..	..	..	..	..	..
U		..	1	..	..	..	1	..	..	..	..	..	..	..	..
Unclassifiable		..	..	..	..	..	..	..	..	..	..	..	..	..	..
	Urban	32	17	5	1	14	8	5	3	3	5	5	..	..	..
R		22	7	4	1	5	5	5	1	3	..	5	..	..	..
U		10	10	1	..	9	3	..	2	..	5	..	..	..	..
Unclassifiable		..	..	..	..	..	..	..	..	..	..	..	..	..	..

TABLE D-III—MIGRANTS CLASSIFIED BY PLACE OF BIRTH AND DURATION OF RESIDENCE IN PLACE OF ENUMERATION—*contd.*

Where born	Rural Urban	Total Migrants		Duration of residence in place of Enumeration in years: Less than 1		1—5		6—10		11—15		16 and over		Period not stated	
		Males	Females	Males	Females	Males	Females	Males	Females	Males	Females	Males	Females	Males	Females
1	2	3	4	5	6	7	8	9	10	11	12	13	14	15	16
						GOOCH BEHAR									
Jammu and Kashmir	Rural	..	..	..	..	DISTRICT—*contd.*									
R		..	..	..	..	..	..	..	..	..	..	..	..	..	..
U		..	..	..	..	..	..	..	..	..	..	..	..	..	..
Unclassifiable		..	..	..	..	..	..	..	..	..	..	..	..	..	..
	Urban	2	1	..	..	2	1	..	..	..	..	..	..	..	..
R		1	1	..	..	1	1	..	..	..	..	..	..	..	..
U		1	..	..	..	1	..	..	..	..	..	..	..	..	..
Unclassifiable		..	..	..	..	..	..	..	..	..	..	..	..	..	..
Kerala	Rural	..	..	..	..	..	..	..	..	..	..	..	..	..	..
R		..	..	..	..	..	..	..	..	..	..	..	..	..	..
U		..	..	..	..	..	..	..	..	..	..	..	..	..	..
Unclassifiable		..	..	..	..	..	..	..	..	..	..	..	..	..	..
	Urban	4	2	3	..	1	1	..	..	..	1	..	..	..	..
R		3	2	2	..	1	1	..	..	..	1	..	..	..	..
U		1	..	1	..	..	..	..	..	..	..	..	..	..	..
Unclassifiable		..	..	..	..	..	..	..	..	..	..	..	..	..	..
Madhya Pradesh	Rural	36	29	8	5	7	4	3	7	5	7	12	4	1	2
R		33	26	8	5	6	2	2	7	5	7	11	4	1	1
U		3	3	..	..	1	2	1	..	..	..	1	..	..	1
Unclassifiable		..	..	..	..	..	..	..	..	..	..	..	..	..	..
	Urban	213	34	18	4	45	10	65	7	23	8	62	5	..	..
R		118	25	15	4	27	7	15	7	15	4	46	3	..	..
U		95	9	3	..	18	3	50	..	8	4	16	2	..	..
Unclassifiable		..	..	..	..	..	..	..	..	..	..	..	..	..	..
Madras	Rural	14	5	3	2	5	3	..	..	..	..	4	..	2	..
R		12	5	3	2		3	..	..	..	..	4	..	2	..
U		2	..	..	..	..	..	..	..	..	..	..	..	..	..
Unclassifiable		..	..	..	..	..	..	..	..	..	..	..	..	..	..
	Urban	3	1	2	..	1	..	..	..	..	..	..	..	..	1
R		2	..	2	..	..	..	..	..	..	..	..	..	..	..
U		1	1	..	..	1	..	..	..	..	..	..	..	..	..
Unclassifiable		..	..	..	..	..	..	..	..	..	..	..	..	..	1
Maharashtra	Rural	29	14	21	14	1	..	..	..	..	..	..	..	7	..
R		27	12	20	12	..	..	..	..	..	..	..	..	7	..
U		2	2	1	2	1	..	..	..	..	..	..	..	..	..
Unclassifiable		..	..	..	..	..	..	..	..	..	..	..	..	..	..
	Urban	6	1	..	..	2	1	4	..	..	..	..	..	..	..
R		..	..	..	..	..	..	..	..	..	..	..	..	..	..
U		6	1	..	..	2	1	4	..	..	..	..	..	..	..
Unclassifiable		..	..	..	..	..	..	..	..	..	..	..	..	..	..
Mysore	Rural	1	1	..	1	..	..	..	..	1	..	..	..	..	..
R		1	1	..	1	..	..	..	..	1	..	..	..	..	..
U		..	..	..	..	..	..	..	..	..	..	..	..	..	..
Unclassifiable		..	..	..	..	..	..	..	..	..	..	..	..	..	..
	Urban	2	1	1	..	1	1	..	..	..	..	..	..	..	..
R		..	..	..	..	..	..	..	..	..	..	..	..	..	..
U		2	1	1	..	1	1	..	..	..	..	..	..	..	..
Unclassifiable		..	..	..	..	..	..	..	..	..	..	..	..	..	..
Orissa	Rural	105	30	42	..	6	6	27	8	4	1	25	15	1	..
R		99	26	41	..	4	5	25	8	3	1	25	12	1	..
U		6	4	1	..	2	1	2	..	1	..	..	3	..	..
Unclassifiable		—	..	..	..	..	..	..	..	..	..	..	..	..	..
	Urban	178	84	33	12	66	21	20	16	11	21	46	13	2	1
R		94	70	23	11	41	16	14	12	2	19	12	11	2	1
U		84	14	10	1	25	5	6	4	9	2	34	2	..	..
Unclassifiable		..	..	—	—	..	..	..	..	..	..	..	..	..	..

TABLE D-III—MIGRANTS CLASSIFIED BY PLACE OF BIRTH AND DURATION OF RESIDENCE IN PLACE OF ENUMERATION—*contd.*

COOCH BEHAR DISTRICT—*contd.*

Where born		Rural Urban	Total Migrants Males	Total Migrants Females	Duration of residence in place of Enumeration in years: Less than 1 Males	Less than 1 Females	1—5 Males	1—5 Females	6—10 Males	6—10 Females	11—15 Males	11—15 Females	16 and over Males	16 and over Females	Period not stated Males	Period not stated Females
1		2	3	4	5	6	7	8	9	10	11	12	13	14	15	16
Punjab		Rural	3	7	1	..	..	2	..	5	..	..	2	..	..	..
	R		1	7	..	..	..	2	..	5	..	..	1	..	..	..
	U		2	..	1	..	..	..	..	..	..	..	1	..	..	..
	Unclassifiable		..	..	..	..	..	..	..	..	..	..	..	..	..	..
		Urban	39	195	8	8	21	31	4	35	1	84	5	37	..	..
	R		33	156	7	5	16	15	4	25	1	81	5	30	..	..
	U		6	39	1	3	5	16	..	10	..	3	..	7	..	..
	Unclassifiable		..	..	..	..	..	..	..	..	..	..	..	..	..	..
Rajasthan		Rural	312	107	23	22	81	34	83	24	46	10	76	8	3	9
	R		278	88	17	15	77	27	75	21	39	10	68	7	2	8
	U		33	19	6	7	3	7	8	3	7	..	8	1	1	1
	Unclassifiable		1	..	..	..	1	..	..	..	..	..	..	..	..	..
		Urban	970	471	137	63	298	94	94	76	169	156	263	82	9	..
	R		472	232	70	33	115	54	50	44	84	58	144	43	9	..
	U		498	239	67	30	183	40	44	32	85	98	119	39	..	..
	Unclassifiable		..	..	..	..	..	..	..	..	..	..	..	..	..	..
Uttar Pradesh		Rural	435	167	76	24	123	58	99	32	44	26	79	22	14	5
	R		428	156	74	22	121	56	97	29	43	25	79	19	14	5
	U		7	11	2	2	2	2	2	3	1	1	..	3	..	..
	Unclassifiable		..	..	..	..	..	..	..	..	..	..	..	..	..	..
		Urban	584	410	81	28	217	101	102	68	48	58	135	146	1	9
	R		460	267	67	19	170	68	80	50	36	35	106	92	1	3
	U		124	143	14	9	47	33	22	18	12	23	29	54	..	6
	Unclassifiable		..	..	..	..	..	..	..	..	..	..	..	..	..	..
Andaman and Nicobar Islands		Rural	..	..	..	..	..	..	..	..	..	..	..	..	..	..
	R		..	..	..	..	..	..	..	..	..	..	..	..	..	..
	U		..	..	..	..	..	..	..	..	..	..	..	..	..	..
	Unclassifiable		..	..	..	..	..	..	..	..	..	..	..	..	..	..
		Urban	..	..	..	..	..	..	..	..	..	..	..	..	..	..
	R		..	..	..	..	..	..	..	..	..	..	..	..	..	..
	U		..	..	..	..	..	..	..	..	..	..	..	..	..	..
	Unclassifiable		..	..	..	..	..	..	..	..	..	..	..	..	..	..
Delhi		Rural	..	..	..	..	..	..	..	..	..	..	..	..	..	..
	R		..	..	..	..	..	..	..	..	..	..	..	..	..	..
	U		..	..	..	..	..	..	..	..	..	..	..	..	..	..
	Unclassifiable		..	..	..	..	..	..	..	..	..	..	..	..	..	..
		Urban	4	13	..	3	3	8	1	1	..	1	..	..	..	..
	R		1	..	..	..	1	..	..	..	..	..	..	..	..	..
	U		3	13	..	3	2	8	1	1	..	1	..	..	..	..
	Unclassifiable		..	..	..	..	..	..	..	..	..	..	..	..	..	..
Himachal Pradesh		Rural	1	..	..	..	..	..	..	..	..	..	1	..	..	..
	R		1	..	..	..	..	..	..	..	..	..	1	..	..	..
	U		..	..	..	..	..	..	..	..	..	..	..	..	..	..
	Unclassifiable		..	..	..	..	..	..	..	..	..	..	..	..	..	..
		Urban	1	..	..	..	..	..	..	..	..	..	1	..	..	..
	R		1	..	..	..	..	..	..	..	..	..	1	..	..	..
	U		..	..	..	..	..	..	..	..	..	..	..	..	..	..
	Unclassifiable		..	..	..	..	..	..	..	..	..	..	..	..	..	..
Laccadive, Minicoy and Amindivi Islands		Rural	..	..	..	..	..	..	..	..	..	..	..	..	..	..
	R		..	..	..	..	..	..	..	..	..	..	..	..	..	..
	U		..	..	..	..	..	..	..	..	..	..	..	..	..	..
	Unclassifiable		..	..	..	..	..	..	..	..	..	..	..	..	..	..
		Urban	..	..	..	..	..	..	..	..	..	..	..	..	..	..
	R		..	..	..	..	..	..	..	..	..	..	..	..	..	..
	U		..	..	..	..	..	..	..	..	..	..	..	..	..	..
	Unclassifiable		..	..	..	..	..	..	..	..	..	..	..	..	..	..

TABLE D-III—MIGRANTS CLASSIFIED BY PLACE OF BIRTH AND DURATION OF RESIDENCE IN PLACE OF ENUMERATION—*contd.*

COOCH BEHAR DISTRICT—*contd.*

Where born	Rural/Urban	Total Migrants		Duration of residence in place of Enumeration in years: Less than 1		1—5		6—10		11—15		16 and over		Period not stated	
		Males	Females	Males	Females	Males	Females	Males	Females	Males	Females	Males	Females	Males	Females
1	2	3	4	5	6	7	8	9	10	11	12	13	14	15	16
Manipur	Rural	2	..	2	..	..	..	..	..	..	..	..	..	..	..
	R	2	..	2	..	..	..	..	..	..	..	..	..	..	..
	U	..	..	..	..	..	..	..	..	..	..	..	..	..	..
	Unclassifiable	..	..	..	..	..	..	..	..	..	..	..	..	..	..
	Urban	..	..	..	..	..	..	..	..	..	..	..	..	..	..
	R	..	..	..	..	..	..	..	..	..	..	..	..	..	..
	U	..	..	..	..	..	..	..	..	..	..	..	..	..	..
	Unclassifiable	..	..	..	..	..	..	..	..	..	..	..	..	..	..
Tripura	Rural	10	6	..	..	7	2	1	..	2	4	..	..	..	..
	R	9	6	..	..	6	2	1	..	2	4	..	..	..	..
	U	1	..	..	..	1	..	..	..	..	..	..	..	..	..
	Unclassifiable	..	..	..	..	..	..	..	..	..	..	..	..	..	..
	Urban	48	17	11	1	22	6	4	2	4	6	7	2	..	..
	R	42	12	9	1	18	4	4	2	4	4	7	1	..	..
	U	6	5	2	..	4	2	..	..	..	2	..	1	..	..
	Unclassifiable	..	..	..	..	..	..	..	..	..	..	..	..	..	..
Dadra and Nagar Haveli	Rural	..	..	..	..	..	..	..	..	..	..	..	..	..	..
	R	..	..	..	..	..	..	..	..	..	..	..	..	..	..
	U	..	..	..	..	..	..	..	..	..	..	..	..	..	..
	Unclassifiable	..	..	..	..	..	..	..	..	..	..	..	..	..	..
	Urban	..	..	..	..	..	..	..	..	..	..	..	..	..	..
	R	..	..	..	..	..	..	..	..	..	..	..	..	..	..
	U	..	..	..	..	..	..	..	..	..	..	..	..	..	..
	Unclassifiable	..	..	..	..	..	..	..	..	..	..	..	..	..	..
Goa, Daman and Diu	Rural	..	..	..	..	..	..	..	..	..	..	..	..	..	..
	R	..	..	..	..	..	..	..	..	..	..	..	..	..	..
	U	..	..	..	..	..	..	..	..	..	..	..	..	..	..
	Unclassifiable	..	..	..	..	..	..	..	..	..	..	..	..	..	..
	Urban	..	..	..	..	..	..	..	..	..	..	..	..	..	..
	R	..	..	..	..	..	..	..	..	..	..	..	..	..	..
	U	..	..	..	..	..	..	..	..	..	..	..	..	..	..
	Unclassifiable	..	..	..	..	..	..	..	..	..	..	..	..	..	..
Pondichery	Rural	..	..	..	..	..	..	..	..	..	..	..	..	..	..
	R	..	..	..	..	..	..	..	..	..	..	..	..	..	..
	U	..	..	..	..	..	..	..	..	..	..	..	..	..	..
	Unclassifiable	..	..	..	..	..	..	..	..	..	..	..	..	..	..
	Urban	..	..	..	..	..	..	..	..	..	..	..	..	..	..
	R	..	..	..	..	..	..	..	..	..	..	..	..	..	..
	U	..	..	..	..	..	..	..	..	..	..	..	..	..	..
	Unclassifiable	..	..	..	..	..	..	..	..	..	..	..	..	..	..
North-East Frontier Agency	Rural	..	..	..	..	..	..	..	..	..	..	..	..	..	..
	R	..	..	..	..	..	..	..	..	..	..	..	..	..	..
	U	..	..	..	..	..	..	..	..	..	..	..	..	..	..
	Unclassifiable	..	..	..	..	..	..	..	..	..	..	..	..	..	..
	Urban	..	..	..	..	..	..	..	..	..	..	..	..	..	..
	R	..	..	..	..	..	..	..	..	..	..	..	..	..	..
	U	..	..	..	..	..	..	..	..	..	..	..	..	..	..
	Unclassifiable	..	..	..	..	..	..	..	..	..	..	..	..	..	..
Nagaland	Rural	..	..	..	..	..	..	..	..	..	..	..	..	..	..
	R	..	..	..	..	..	..	..	..	..	..	..	..	..	..
	U	..	..	..	..	..	..	..	..	..	..	..	..	..	..
	Unclassifiable	..	..	..	..	..	..	..	..	..	..	..	..	..	..
	Urban	..	..	..	..	..	..	..	..	..	..	..	..	..	..
	R	..	..	..	..	..	..	..	..	..	..	..	..	..	..
	U	..	..	..	..	..	..	..	..	..	..	..	..	..	..
	Unclassifiable	..	..	..	..	..	..	..	..	..	..	..	..	..	..

TABLE D-III—MIGRANTS CLASSIFIED BY PLACE OF BIRTH AND

Where born		Rural Urban	Total Migrants Males	Total Migrants Females	Duration of Less than 1 Males	Duration of Less than 1 Females
1		2	3	4	5	6
						COOCH BEHAR
Sikkim		Rural	..	..	..	..
	R		..	..	..	..
	U		..	..	..	..
	Unclassifiable		..	..	..	..
		Urban	1	1	..	..
	R		1	1	..	..
	U		..	..	..	..
	Unclassifiable		..	..	..	..
Born in Nepal		Rural	445	42	281	11
		Urban	248	47	81	5
Born in Pakistan		Rural	123,864	105,764	1,450	4,199
		Urban	17,525	7,802	2,498	323
Born in other countries outside India		Rural	6	5	..	..
		Urban	31	9	..	..
Birth place unclassifiable		Rural	1,596	1,612	83	75
		Urban	..	..	..	..
						WEST DINAJPUR
TOTAL		Total	205,211	287,284	18,725	12,042
		Rural	166,998	257,731	14,996	10,492
		Urban	38,213	29,553	3,729	1,850
Born elsewhere in the District of Enumeration		Rural	58,039	156,234	4,098	5,819
	R		57,541	152,668	4,028	5,762
	U		437	418	62	49
	Unclassifiable		61	3,148	8	8
		Urban	2,334	2,117	531	291
	R		1,974	1,624	417	219
	U		360	490	114	71
	Unclassifiable		..	3	..	1
Born outside the District but within the State of Enumeration		Rural	14,633	17,161	1,844	1,097
	R		14,268	16,760	1,749	1,028
	U		350	383	94	68
	Unclassifiable		15	21	1	1
		Urban	1,975	2,058	376	293
	R		1,055	1,156	188	157
	U		920	898	188	136
	Unclassifiable		..	4	..	..
Born in another State						
Andhra Pradesh		Rural	1	9	..	4
	R		1	9	..	4
	U		..	..	..	..
	Unclassifiable		..	..	..	..
		Urban	2	1	2	..
	R		2	1	2	..
	U		..	..	..	..
	Unclassifiable		..	..	..	..

DURATION OF RESIDENCE IN PLACE OF ENUMERATION—*contd.*

Residence in place of Enumeration in years: 1—5 Males	1—5 Females	6—10 Males	6—10 Females	11—15 Males	11—15 Females	16 and over Males	16 and over Females	Period not stated Males	Period not stated Females
7	8	9	10	11	12	13	14	15	16
DISTRICT—*contd.*									
..	..	..	..	..	..	..	..	..	..
..	..	..	..	..	..	..	..	..	..
..	..	..	..	..	..	..	..	..	..
..	..	..	..	..	..	..	..	..	..
..	..	..	..	1	1	..	..	..	..
..	..	..	..	1	1	..	..	..	..
..	..	..	..	..	..	..	..	..	..
75	18	39	8	14	1	16	..	20	4
109	17	14	18	17	5	15	2	2	..
33,981	32,094	46,257	34,049	28,492	23,515	8,500	7,999	2,184	1,908
5,766	1,363	3,935	2,162	3,269	2,290	1,777	1,626	78	38
6	..	..	4	..	..	..	1	..	..
20	4	4	3	1	1	6	1	..	..
151	281	152	163	95	98	111	119	1,004	876
..	..	..	..	..	..	..	..	..	..
DISTRICT									
52,028	60,438	57,965	63,976	40,582	58,539	27,445	79,097	8,466	13,192
42,973	54,661	44,336	53,724	30,783	48,880	25,445	77,260	8,465	13,014
9,055	5,777	13,629	10,252	9,799	9,659	2,000	1,837	1	178
18,249	32,521	12,734	28,328	5,803	22,068	12,954	57,659	4,201	9,839
18,028	29,050	12,659	28,205	5,776	22,001	12,890	57,242	4,160	9,808
202	140	68	85	18	40	54	78	33	17
19	2,722	7	38	9	27	10	339	8	14
813	682	501	700	299	234	190	174	..	36
632	495	465	577	275	173	185	133	..	27
181	186	36	123	24	60	5	41	..	9
..	1	..	..	..	1	..	..	..	..
5,121	5,705	2,091	3,066	1,537	2,373	3,264	4,423	776	500
4,983	5,542	2,055	3,009	1,513	2,335	3,234	4,353	734	493
134	157	31	54	22	35	30	62	39	7
4	6	5	3	2	3	..	8	3	..
873	828	341	490	201	208	184	210	..	29
402	456	180	280	140	117	145	136	..	10
471	370	161	209	61	90	39	74	..	19
..	2	..	1	..	1	..	..	..	..
1	3	..	..	..	1	..	1	..	..
1	3	..	..	..	1	..	1	..	..
..	..	..	..	..	..	..	..	..	..
..	..	..	..	..	..	..	..	..	..
..	..	..	..	..	1	..	..	..	..
..	..	..	..	..	1	..	..	..	..
..	..	..	..	..	..	..	..	..	..
..	..	..	..	..	..	..	..	..	..

TABLE D-III—MIGRANTS CLASSIFIED BY PLACE OF BIRTH AND DURATION OF RESIDENCE IN PLACE OF ENUMERATION—*contd.*

Where born	Rural Urban	Total Migrants		Duration of residence in place of Enumeration in years: Less than 1		1—5		6—10		11—15		16 and over		Period not stated	
		Males	Females	Males	Females	Males	Females	Males	Females	Males	Females	Males	Females	Males	Females
1	2	3	4	5	6	7	8	9	10	11	12	13	14	15	16
				WEST DINAJPUR		DISTRICT—*contd.*									
Assam	Rural	120	123	36	30	24	26	23	18	10	12	18	30	9	7
R		108	108	28	28	22	16	22	16	9	11	18	30	9	7
U		12	15	8	2	2	10	1	2	1	1	..	..	..	..
Unclassifiable		..	..	..	..	..	..	..	..	..	..	..	..	..	..
	Urban	346	221	73	35	110	96	97	53	58	17	8	17	..	3
R		235	121	28	18	70	57	75	22	55	10	7	12	..	2
U		111	100	45	17	40	39	22	31	3	7	1	5	..	1
Unclassifiable		..	..	..	..	..	..	..	..	..	..	..	..	..	..
Bihar	Rural	27,051	19,696	6,187	1,263	7,272	4,494	4,455	4,113	2,878	2,976	4,811	5,978	1,448	872
R		26,734	19,385	6,158	1,250	7,145	4,407	4,399	4,020	2,858	2,937	4,773	5,909	1,401	862
U		286	235	23	12	116	66	51	50	16	38	36	61	44	8
Unclassifiable		31	76	6	1	11	21	5	43	4	1	2	8	3	2
	Urban	6,154	2,404	1,073	261	1,954	564	1,694	662	898	431	535	461	..	25
R		5,214	1,761	955	209	1,551	390	1,443	481	794	321	471	338	..	22
U		940	639	118	52	403	174	251	178	104	109	64	123	..	3
Unclassifiable		..	4	..	..	..	..	..	3	..	1	..	..	..	..
Gujarat	Rural	..	28	..	27	..	..	..	..	..	..	..	1	..	..
R		..	28	..	27	..	..	..	..	..	..	..	1	..	..
U		..	..	..	..	..	..	..	..	..	..	..	..	..	..
Unclassifiable		..	..	..	..	..	..	..	..	..	..	..	..	..	..
	Urban	18	..	11	..	2	..	4	..	1	..	..	..	..	..
R		..	..	..	..	..	..	..	..	..	..	..	..	..	..
U		..	..	..	..	..	..	..	..	..	..	..	..	..	..
Unclassifiable		..	..	..	..	..	..	..	..	..	..	..	..	..	..
Jammu and Kashmir	Rural	1	1	..	1	..	..	1	..	..	..	..	..	..	..
R		1	..	..	..	..	..	1	..	..	..	..	..	..	..
U		..	1	..	1	..	..	..	..	..	..	..	..	..	..
Unclassifiable		..	..	..	..	..	..	..	..	..	..	..	..	..	..
	Urban	2	..	1	..	1	..	..	..	..	..	..	..	..	..
R		..	..	..	..	..	..	..	..	..	..	..	..	..	..
U		2	..	1	..	1	..	..	..	..	..	..	..	..	..
Unclassifiable		..	..	..	..	..	..	..	..	..	..	..	..	..	..
Kerala	Rural	..	..	..	..	..	..	..	..	..	..	..	..	..	..
R		..	..	..	..	..	..	..	..	..	..	..	..	..	..
U		..	..	..	..	..	..	..	..	..	..	..	..	..	..
Unclassifiable		..	..	..	..	..	..	..	..	..	..	..	..	..	..
	Urban	2	..	..	..	2	..	..	..	..	..	..	..	..	..
R		2	..	..	..	2	..	..	..	..	..	..	..	..	..
U		..	..	..	..	..	..	..	..	..	..	..	..	..	..
Unclassifiable		..	..	..	..	..	..	..	..	..	..	..	..	..	..
Madhya radesh	Rural	22	34	..	4	3	3	3	7	10	8	5	11	1	1
R		21	34	..	4	3	3	3	7	9	8	5	11	1	1
U		1	..	..	..	..	..	..	..	1	..	..	..	..	..
Unclassifiable		..	..	..	..	..	..	..	..	..	..	..	..	..	..
	Urban	33	20	8	1	11	5	12	7	2	2	..	4	..	1
R		31	10	6	1	11	3	12	3	2	1	..	2	..	..
U		2	10	2	..	..	2	..	4	..	1	..	2	..	1
Unclassifiable		..	..	..	..	..	..	..	..	..	..	..	..	..	..
Madras	Rural	13	9	2	..	2	6	6	..	2	2	..	..	1	1
R		11	9	2	..	2	6	5	..	1	2	..	..	1	1
U		2	..	..	..	..	..	1	..	1	..	..	..	..	..
Unclassifiable		..	..	..	..	..	..	..	..	..	..	..	..	..	..
	Urban	4	5	4	4	..	..	..	1	..	..	..	..	..	..
R		1	..	1	..	..	..	..	1	..	..	..	..	..	..
U		3	5	3	4	..	..	..	..	..	..	..	..	..	..
Unclassifiable		..	..	..	..	..	..	..	..	..	..	..	..	..	..

TABLE D-III—MIGRANTS CLASSIFIED BY PLACE OF BIRTH AND

Where born		Rural Urban	Total Migrants		Duration of Less than 1	
			Males	Females	Males	Females
1		2	3	4	5	6
						WEST DINAJPUR
Maharashtra		Rural	8	6	..	5
	R		7	6	..	5
	U		1	..	..	..
	Unclassifiable		..	..	..	..
		Urban	4	..	..	..
	R		..	..	..	..
	U		4	..	..	..
	Unclassifiable		..	..	..	..
Mysore		Rural	3	1	1	..
	R		3	1	1	..
	U		..	..	..	..
	Unclassifiable		..	..	..	..
		Urban	..	..	..	..
	R		..	..	..	..
	U		..	..	..	..
	Unclassifiable		..	..	..	..
Orissa		Rural	301	35	192	9
	R		297	33	191	7
	U		4	2	1	2
	Unclassifiable		..	..	..	..
		Urban	272	13	67	..
	R		230	9	40	..
	U		42	4	27	..
	Unclassifiable		..	..	..	..
Punjab		Rural	16	14	1	..
	R		11	11	1	..
	U		5	3	..	..
	Unclassifiable		..	..	..	..
		Urban	204	49	34	7
	R		188	29	32	6
	U		16	20	2	1
	Unclassifiable		..	..	..	..
Rajasthan		Rural	409	215	47	24
	R		316	153	41	17
	U		89	62	6	7
	Unclassifiable		4	..	..	..
		Urban	842	302	73	16
	R		589	185	44	10
	U		253	117	29	6
	Unclassifiable		..	..	..	..
Uttar Pradesh		Rural	1,005	445	167	41
	R		950	428	163	40
	U		54	17	4	1
	Unclassifiable		1	..	..	..
		Urban	627	176	131	23
	R		563	136	120	19
	U		64	40	11	4
	Unclassifiable		..	..	..	..
Andaman and Nicobar Islands		Rural	..	..	..	..
	R		..	..	..	..
	U		..	..	..	..
	Unclassifiable		..	..	..	..
		Urban	..	..	..	..
	R		..	..	..	..
	U		..	..	..	..
	Unclassifiable		..	..	..	..

DURATION OF RESIDENCE IN PLACE OF ENUMERATION—*contd.*

residence in place of Enumeration in years									
1—5		6—10		11—15		16 and over		Period not stated	
Males	Females	Males	Females	Males	Females	Males	Females	Males	Females
7	8	9	10	11	12	13	14	15	16
DISTRICT—*contd.*									
1	..	1	1	..	..	2	..	4	..
..	..	1	1	..	..	2	..	4	..
1	..	..	..	..	..	..	..	..	..
..	..	..	..	..	..	..	..	..	..
1	..	1	..	1	..	1	..	..	..
..	..	..	..	..	..	..	..	..	..
1	..	1	..	1	..	1	..	..	..
..	..	..	..	..	..	..	..	..	..
1	..	..	1	..	..	..	..	1	..
1	..	..	1	..	..	..	..	1	..
..	..	..	..	..	..	..	..	..	..
..	..	..	..	..	..	..	..	..	..
..	..	..	..	..	..	..	..	..	..
..	..	..	..	..	..	..	..	..	..
..	..	..	..	..	..	..	..	..	..
42	11	37	6	13	3	11	4	6	2
42	11	35	6	13	3	10	4	6	2
..	..	2	..	..	..	1	..	..	..
..	..	..	..	..	..	..	..	..	..
79	2	107	2	7	3	12	6	..	..
71	1	102	2	7	2	10	4	..	..
8	1	5	..	..	1	2	2	..	..
..	..	..	..	..	..	..	..	..	..
7	9	2	3	3	..	2	1	1	1
5	7	2	3	1	..	..	..	1	1
1	2	..	..	2	..	2	1	..	..
..	..	..	..	..	..	..	..	..	..
108	14	35	8	18	14	9	5	..	1
106	7	28	5	14	9	8	1	..	1
2	7	7	3	4	5	1	4	..	..
..	..	..	..	..	..	..	..	..	..
159	91	82	59	33	13	80	27	8	1
133	65	59	49	19	10	58	12	6	..
26	26	23	10	10	3	22	15	2	1
..	..	..	..	4	..	..	..	..	..
285	77	246	107	128	57	110	45	..	..
200	46	173	58	90	36	82	35	..	..
85	31	73	49	38	21	28	10	..	..
..	..	..	..	..	..	..	..	..	..
205	110	194	101	152	102	199	84	88	7
194	106	186	94	140	97	195	84	72	7
11	4	8	7	12	5	3	..	16	..
..	..	..	..	..	..	1	..	..	..
166	46	186	40	79	33	65	33	..	1
150	35	169	29	70	22	54	30	..	1
16	11	17	11	9	11	11	3	..	..
..	..	..	..	..	..	..	..	..	..
..	..	..	..	..	..	..	..	..	..
..	..	..	..	..	..	..	..	..	..
..	..	..	..	..	..	..	..	..	..
..	..	..	..	..	..	..	..	..	..
..	..	..	..	..	..	..	..	..	..
..	..	..	..	..	..	..	..	..	..
..	..	..	..	..	..	..	..	..	..

TABLE D-III—MIGRANTS CLASSIFIED BY PLACE OF BIRTH AND DURATION OF RESIDENCE IN PLACE OF ENUMERATION—*contd.*

Where born		Rural Urban	Total Migrants		Duration of residence in place of Enumeration in years											
					Less than 1		1—5		6—10		11—15		16 and over		Period not stated	
			Males	Females	Males	Females	Males	Females	Males	Females	Males	Females	Males	Females	Males	Females
1		2	3	4	5	6	7	8	9	10	11	12	13	14	15	16
WEST DINAJPUR DISTRICT—*contd.*																
Delhi		Rural	6	2	4	..	1	2	..	..	..	..	..	..	1	..
	R		3	..	2	..	..	..	..	..	..	..	..	..	1	..
	U		3	2	2	..	1	2	..	..	..	..	..	..	..	..
	Unclassifiable		..	..	..	..	..	..	..	..	..	..	..	..	..	..
		Urban	4	15	1	2	..	6	1	3	2	1	..	3	..	..
	R		..	3	..	1	..	2	..	..	..	..	..	..	..	..
	U		4	12	1	1	..	4	1	3	2	1	..	3	..	..
	Unclassifiable		..	..	..	..	..	..	..	..	..	..	..	..	..	..
Himachal Pradesh		Rura	..	..	..	..	..	..	..	..	..	..	..	..	..	..
	R		..	..	..	..	..	..	..	..	..	..	..	..	..	..
	U		..	..	..	..	..	..	..	..	..	..	..	..	..	..
	Unclassifiable		..	..	..	..	..	..	..	..	..	..	..	..	..	..
		Urban	..	1	..	..	..	1	..	..	..	..	..	..	..	..
	R		..	..	..	..	..	..	..	..	..	..	..	..	..	..
	U		..	1	..	..	..	1	..	..	..	..	..	..	..	..
	Unclassifiable		..	..	..	..	..	..	..	..	..	..	..	..	..	..
Laccadive, Minicoy and Amindivi Islands		Rural	..	..	..	..	..	..	..	..	..	..	..	..	..	..
	R		..	..	..	..	..	..	..	..	..	..	..	..	..	..
	U		..	..	..	..	..	..	..	..	..	..	..	..	..	..
	Unclassifiable		..	..	..	..	..	..	..	..	..	..	..	..	..	..
		Urban	..	..	..	..	..	..	..	..	..	..	..	..	..	..
	R		..	..	..	..	..	..	..	..	..	..	..	..	..	..
	U		..	..	..	..	..	..	..	..	..	..	..	..	..	..
	Unclassifiable		..	..	..	..	..	..	..	..	..	..	..	..	..	..
Manipur		Rural	..	..	..	..	..	..	..	..	..	..	..	..	..	..
	R		..	..	..	..	..	..	..	..	..	..	..	..	..	..
	U		..	..	..	..	..	..	..	..	..	..	..	..	..	..
	Unclassifiable		..	..	..	..	..	..	..	..	..	..	..	..	..	..
		Urban	1	..	..	..	..	..	1	..	..	..	..	..	..	..
	R		..	..	..	..	..	..	..	..	..	..	..	..	..	..
	U		1	..	..	..	..	..	1	..	..	..	..	..	..	..
	Unclassifiable		..	..	..	..	..	..	..	..	..	..	..	..	..	..
Tripura		Rural	7	12	..	3	..	1	..	3	6	5	1	..	..	..
	R		7	12	..	3	..	1	..	3	6	5	1	..	..	..
	U		..	..	..	..	..	..	..	..	..	..	..	..	..	..
	Unclassifiable		..	..	..	..	..	..	..	..	..	..	..	..	..	..
		Urban	2	8	1	..	..	..	1	6	..	2	..	..	..	..
	R		1	4	1	..	..	..	..	3	..	1	..	..	..	..
	U		1	4	..	..	..	..	1	3	..	1	..	..	..	..
	Unclassifiable		..	..	..	..	..	..	..	..	..	..	..	..	..	..
Dadra and Nagar Haveli		Rural	..	..	..	..	..	..	..	..	..	..	..	..	..	..
	R		..	..	..	..	..	..	..	..	..	..	..	..	..	..
	U		..	..	..	..	..	..	..	..	..	..	..	..	..	..
	Unclassifiable		..	..	..	..	..	..	..	..	..	..	..	..	..	..
		Urban	..	..	..	..	..	..	..	..	..	..	..	..	..	..
	R		..	..	..	..	..	..	..	..	..	..	..	..	..	..
	U		..	..	..	..	..	..	..	..	..	..	..	..	..	..
	Unclassifiable		..	..	..	..	..	..	..	..	..	..	..	..	..	..
Goa, Daman and Diu		Rural	..	..	..	..	..	..	..	..	..	..	..	..	..	..
	R		..	..	..	..	..	..	..	..	..	..	..	..	..	..
	U		..	..	..	..	..	..	..	..	..	..	..	..	..	..
	Unclassifiable		..	..	..	..	..	..	..	..	..	..	..	..	..	..
		Urban	..	..	..	..	..	..	..	..	..	..	..	..	..	..
	R		..	..	..	..	..	..	..	..	..	..	..	..	..	..
	U		..	..	..	..	..	..	..	..	..	..	..	..	..	..
	Unclassifiable		..	..	..	..	..	..	..	..	..	..	..	..	..	..

TABLE D-III—MIGRANTS CLASSIFIED BY PLACE OF BIRTH AND DURATION OF RESIDENCE IN PLACE OF ENUMERATION—*contd.*

Where born	Rural Urban	Total Migrants		Duration of residence in place of Enumeration in years									
				Less than 1		1—5		6—10		11—15		16 and over		Period not stated	
		Males	Females	Males	Females	Males	Females	Males	Females	Males	Females	Males	Females	Males	Females
1	2	3	4	5	6	7	8	9	10	11	12	13	14	15	16
						WEST DINAJPUR—*concld.*									
Pondicherry	Rural	..	..	..	..	..	..	..	..	..	..	..	..	..	..
	R	..	..	..	..	..	..	..	..	..	..	..	..	..	..
	U	..	..	..	..	..	..	..	..	..	..	..	..	..	..
	Unclassifiable	..	..	..	..	..	..	..	..	..	..	..	..	..	..
	Urban	..	..	..	..	..	..	..	..	..	..	..	..	..	..
	R	..	..	..	..	..	..	..	..	..	..	..	..	..	..
	U	..	..	..	..	..	..	..	..	..	..	..	..	..	..
	Unclassifiable	..	..	..	..	..	..	..	..	..	..	..	..	..	..
North-East Frontier Agency	Rural	..	..	..	..	..	..	..	..	..	..	..	..	..	..
	R	..	..	..	..	..	..	..	..	..	..	..	..	..	..
	U	..	..	..	..	..	..	..	..	..	..	..	..	..	..
	Unclassifiable	..	..	..	..	..	..	..	..	..	..	..	..	..	..
	Urban	..	..	..	..	..	..	..	..	..	..	..	..	..	..
	R	..	..	..	..	..	..	..	..	..	..	..	..	..	..
	U	..	..	..	..	..	..	..	..	..	..	..	..	..	..
	Unclassifiable	..	..	..	..	..	..	..	..	..	..	..	..	..	..
Nagaland	Rural	..	..	..	..	..	..	..	..	..	..	..	..	..	..
	R	..	..	..	..	..	..	..	..	..	..	..	..	..	..
	U	..	..	..	..	..	..	..	..	..	..	..	..	..	..
	Unclassifiable	..	..	..	..	..	..	..	..	..	..	..	..	..	..
	Urban	..	..	..	..	..	..	..	..	..	..	..	..	..	..
	R	..	..	..	..	..	..	..	..	..	..	..	..	..	..
	U	..	..	..	..	..	..	..	..	..	..	..	..	..	..
	Unclassifiable	..	..	..	..	..	..	..	..	..	..	..	..	..	..
Sikkim	Rural	1	..	..	..	..	..	1	..	..	..	..	..	..	..
	R	..	..	..	..	..	..	..	..	..	..	..	..	..	..
	U	..	..	..	..	..	..	..	..	..	..	..	..	..	..
	Unclassifiable	1	..	..	..	..	..	1	..	..	..	..	..	..	..
	Urban	1	..	..	..	..	..	1	..	..	..	..	..	..	..
	R	..	..	..	..	..	..	..	..	..	..	..	..	..	..
	U	..	..	..	..	..	..	..	..	..	..	..	..	..	..
	Unclassifiable	1	..	..	..	..	..	1	..	..	..	..	..	..	..
Born in Nepal	Rural	237	76	47	6	81	24	40	20	22	11	36	12	11	3
	Urban	380	54	60	11	104	16	141	14	71	7	3	5	1	1
Born in Pakistan	Rural	63,491	61,664	1,949	1,628	11,741	11,517	24,598	17,835	20,261	21,182	4,030	8,786	912	716
	Urban	24,998	22,054	1,281	904	4,544	3,432	10,258	8,152	8,033	8,642	882	873	..	81
Born in other countries outside India	Rural	13	8	2	..	4	4	..	1	..	1	4	2	3	..
	Urban	8	7	2	1	2	1	2	1	1	3	1	1	..	..
Birth place unclassifiable	Rural	1,621	1,955	419	231	59	134	68	162	53	123	28	241	994	1,064
	Urban	..	18	..	1	..	7	..	6	..	4	..	..	..	..

TABLE D-III—MIGRANTS CLASSIFIED BY PLACE OF BIRTH AND

Where born	Rural Urban	Total Migrants Males	Total Migrants Females	Duration of Less than 1 Males	Duration of Less than 1 Females
1	2	3	4	5	6
					MALDA
TOTAL	Total	112,562	242,726	9,709	7,942
	Rural	100,920	232,981	8,831	6,991
	Urban	11,642	9,745	878	951
Born elsewhere in the District of Enumeration	Rural	52,760	178,499	4,283	4,710
R		52,101	176,843	4,189	4,634
U		556	1,029	88	67
Unclassifiable		103	627	6	9
	Urban	2,370	1,939	311	289
R		1,365	1,521	193	226
U		1,005	418	118	63
Unclassifiable		..	..	..	..
Born outside the District but within the State of Enumeration	Rural	6,689	10,026	773	580
R		6,066	9,264	596	435
U		611	733	176	144
Unclassifiable		12	29	1	1
	Urban	1,515	1,450	127	202
R		793	522	35	81
U		722	928	92	121
Unclassifiable		..	..	..	..
Born in another State					
Andhra Pradesh	Rural	8	1	6	..
R		3	1	1	..
U		5	..	5	..
Unclassifiable		..	..	..	..
	Urban	4	..	..	..
R		3	..	..	..
U		1	..	..	..
Unclassifiable		..	..	..	..
Assam	Rural	95	75	39	25
R		72	45	26	10
U		23	30	13	15
Unclassifiable		..	..	..	..
	Urban	19	71	9	16
R		6	21	2	2
U		13	50	7	14
Unclassifiable		..	..	..	..
Bihar	Rural	9,885	14,482	1,981	699
R		9,664	14,031	1,908	638
U		210	416	71	59
Unclassifiable		11	35	2	2
	Urban	1,611	1,101	153	110
R		1,157	659	116	87
U		454	442	37	23
Unclassifiable		..	..	..	..
Gujarat	Rural	7	..	7	..
R		7	..	7	..
U		..	..	..	..
Unclassifiable		..	..	..	..
	Urban	3	24	..	..
R		3	15	..	..
U		..	9	..	..
Unclassifiable		..	..	..	..

DURATION OF RESIDENCE IN PLACE OF ENUMERATION—*contd.*

residence in place of Enumeration in years									
1—5		6—10		11—15		16 and over		Period not stated	
Males	Females	Males	Females	Males	Females	Males	Females	Males	Females
7	8	9	10	11	12	13	14	15	16
DISTRICT									
26,460	41,789	21,423	44,690	23,401	44,423	26,775	96,045	4,794	7,837
24,314	39,887	16,918	41,848	20,601	41,859	25,481	94,559	4,775	7,837
2,146	1,902	4,505	2,842	2,800	2,564	1,294	1,486	19	..
16,439	30,947	6,961	29,487	6,143	26,897	16,643	80,688	2,291	5,770
16,173	30,591	6,854	29,216	6,086	26,638	16,541	80,108	2,258	5,656
222	295	98	194	50	169	74	254	24	50
44	61	9	77	7	90	28	326	9	64
549	327	751	471	436	454	304	398	19	..
296	261	460	366	250	355	159	313	7	..
253	66	291	105	186	99	145	85	12	..
..	..	..	..	..	..	..	..	..	..
1,527	2,152	739	1,574	528	1,295	2,914	4,239	208	186
1,250	1,846	667	1,471	498	1,215	2,883	4,125	172	172
272	301	67	103	30	77	30	97	36	11
5	5	5	..	..	3	1	17	..	3
420	362	600	332	261	341	98	213	..	..
203	115	385	125	129	125	41	76	..	..
226	247	215	207	132	216	57	137	..	..
..	..	..	..	..	..	..	..	..	..
..	..	..	..	..	..	..	..	2	1
..	..	..	..	..	..	..	..	2	1
..	..	..	..	..	..	..	..	..	..
..	..	..	..	..	..	..	..	..	..
..	..	2	..	2	..	..	..	..	..
..	..	2	..	1	..	..	..	..	..
..	..	..	..	1	..	..	..	..	..
..	..	..	..	..	..	..	..	..	..
32	24	5	10	1	2	12	12	6	2
27	14	2	8	1	2	12	11	4	..
5	10	3	2	..	..	..	1	2	2
..	..	..	..	..	..	..	..	..	..
3	19	2	13	4	15	1	8	..	..
1	6	..	5	2	6	1	2	..	..
2	13	2	8	2	9	..	6	..	..
..	..	..	..	..	..	..	..	..	..
2,168	2,492	1,202	2,475	946	2,222	3,222	6,119	366	475
2,113	2,419	1,171	2,410	929	2,166	3,192	5,953	351	445
50	71	31	61	17	49	30	148	11	28
5	2	..	4	..	7	..	18	4	2
322	215	529	321	414	267	193	188	..	..
267	127	380	183	258	161	136	101	..	..
55	88	149	138	156	106	57	87	..	..
..	..	..	..	..	..	..	..	..	..
..	..	..	..	..	..	..	..	..	..
..	..	..	..	..	..	..	..	..	..
..	..	..	..	..	..	..	..	..	..
..	..	..	..	..	..	..	..	..	..
2	11	..	..	..	13	1	..	..	..
2	9	..	..	..	6	1	..	..	..
..	2	..	..	..	7	..	..	..	..
..	..	..	..	..	..	..	..	..	..

TABLE D-III—MIGRANTS CLASSIFIED BY PLACE OF BIRTH AND DURATION OF RESIDENCE IN PLACE OF ENUMERATION—*contd.*

Where born	Rural Urban	Total Migrants		Duration of residence in place of Enumeration in years: Less than 1		1–5		6—10		11—15		16 and over		Period not stated	
		Males	Females	Males	Females	Males	Females	Males	Females	Males	Females	Males	Females	Males	Females
1	2	3	4	5	6	7	8	9	10	11	12	13	14	15	16
					MALDA	DISTRICT—*contd.*									
Jammu and Kashmir	Rural	..	3	..	..	..	2	..	..	..	..	..	..	..	1
R		..	3	..	..	..	2	..	..	..	..	..	..	..	1
U		..	..	..	..	..	..	..	..	..	..	..	..	..	..
Unclassifiable		..	..	..	..	..	..	..	..	..	..	..	..	..	..
	Urban	2	..	..	..	2	..	..	..	..	..	..	..	..	..
R		..	..	..	..	..	..	..	..	..	..	..	..	..	..
U		2	..	..	..	2	..	..	..	..	..	..	..	..	..
Unclassifiable		..	..	..	..	..	..	..	..	..	..	..	..	..	..
Kerala	Rural	5	..	4	..	1	..	..	..	..	..	..	..	..	..
R		5	..	4	..	1	..	..	..	..	..	..	..	..	..
U		..	..	..	..	..	..	..	..	..	..	..	..	..	..
Unclassifiable		..	..	..	..	..	..	..	..	..	..	..	..	..	..
	Urban	22	..	1	..	6	..	7	..	6	..	2	..	..	..
R		5	..	1	..	..	..	1	..	3	..	..	..	..	..
U		17	..	..	..	6	..	6	..	3	..	2	..	..	..
Unclassifiable		..	..	..	..	..	..	..	..	..	..	..	..	..	..
Madhya Pradesh	Rural	15	4	5	1	..	2	5	1	..	..	5	..	..	..
R		13	4	3	1	..	2	5	1	..	..	5	..	..	..
U		2	..	2	..	..	..	..	..	..	..	..	..	..	..
Unclassifiable		..	..	..	..	..	..	..	..	..	..	..	..	..	..
	Urban	28	..	10	..	..	..	..	..	18	..	..	..	..	..
R		28	..	10	..	..	..	..	..	18	..	..	..	..	..
U		..	..	..	..	..	..	..	..	..	..	..	..	..	..
Unclassifiable		..	..	..	..	..	..	..	..	..	..	..	..	..	..
Madras	Rural	10	1	2	..	2	..	1	..	..	1	1	..	4	..
R		8	1	1	..	2	..	..	..	..	1	1	..	4	..
U		2	..	1	..	..	..	1	..	..	..	..	..	..	..
Unclassifiable		..	..	..	..	..	..	..	..	..	..	..	..	..	..
	Urban	7	32	..	5	4	11	..	9	3	3	..	4	..	..
R		3	19	..	3	2	6	..	6	1	1	..	3	..	..
U		4	13	..	2	2	5	..	3	2	2	..	1	..	..
Unclassifiable		..	..	..	..	..	..	..	..	..	..	..	..	..	..
Maharashtra	Rural	2	..	1	..	1	..	..	..	..	..	..	..	..	..
R		..	..	..	..	..	..	..	..	..	..	..	..	..	..
U		2	..	1	..	1	..	..	..	..	..	..	..	..	..
Unclassifiable		..	..	..	..	..	..	..	..	..	..	..	..	..	..
	Urban	6	6	1	..	1	3	1	2	2	1	1	..	..	..
R		3	3	1	..	1	2	1	1	..	..	..	..	..	..
U		3	3	..	..	..	1	..	1	2	1	1	..	..	..
Unclassifiable		..	..	..	..	..	..	..	..	..	..	..	..	..	..
Mysore	Rural	43	3	1	..	3	..	20	..	11	3	8	..	..	..
R		2	3	..	..	..	..	..	..	..	3	2	..	..	..
U		..	..	..	..	..	..	..	..	..	..	..	..	..	..
Unclassifiable		41	..	1	..	3	..	20	..	11	..	6	..	..	..
	Urban	2	..	..	..	..	..	..	..	1	..	1	..	..	..
R		1	..	..	..	..	..	..	..	1	..	..	..	..	..
U		1	..	..	..	..	..	..	..	..	..	1	..	..	..
Unclassifiable		..	..	..	..	..	..	..	..	..	..	..	..	..	..
Orissa	Rural	162	13	128	1	8	6	4	5	2	..	2	1	18	..
R		159	7	128	1	7	2	3	3	2	..	2	1	17	..
U		3	6	..	..	1	4	1	2	..	..	..	..	1	..
Unclassifiable		..	..	..	..	..	..	..	..	..	..	..	..	..	..
	Urban	134	24	8	4	33	12	37	5	50	2	6	1	..	..
R		112	12	8	3	29	4	36	3	34	2	5	..	..	..
U		22	12	..	1	4	8	1	2	16	..	1	1	..	..
Unclassifiable		..	..	..	..	..	..	..	..	..	..	..	..	..	..

TABLE D-III—MIGRANTS CLASSIFIED BY PLACE OF BIRTH AND DURATION OF RESIDENCE IN PLACE OF ENUMERATION—*contd.*

MALDA DISTRICT—*contd.*

Where born		Rural Urban	Total Migrants Males	Total Migrants Females	Less than 1 Males	Less than 1 Females	1—5 Males	1—5 Females	6—10 Males	6—10 Females	11—15 Males	11—15 Females	16 and over Males	16 and over Females	Period not stated Males	Period not stated Females
1		2	3	4	5	6	7	8	9	10	11	12	13	14	15	16
Punjab		Rural	68	15	43	10	8	..	3	..	1	1	3	4	10	..
	R		65	12	41	10	7	..	3	..	1	..	3	2	10	..
	U		3	3	2	..	1	..	..	..	..	1	..	2	..	..
	Unclassifiable		..	..	..	..	..	..	..	..	..	..	..	..	..	..
		Urban	73	20	11	2	20	6	22	5	11	6	9	1	..	..
	R		10	10	..	1	7	2	10	5	2	2	..	..	..	..
	U		54	10	11	1	13	4	12	..	9	4	9	1	..	..
	Unclassifiable		..	..	..	..	..	..	..	..	..	..	..	..	..	..
Rajasthan		Rural	158	109	11	1	45	33	32	23	16	14	50	33	4	5
	R		129	95	9	1	32	25	23	19	14	14	47	31	4	5
	U		29	14	2	..	13	8	9	4	2	..	3	2	..	..
	Unclassifiable		..	..	..	..	..	..	..	..	..	..	..	..	..	..
		Urban	10	28	2	1	8	13	..	4	..	6	..	4	..	..
	R		4	16	2	1	2	6	..	3	..	6	..	..	..	..
	U		6	12	..	..	6	7	..	1	..	..	..	4	..	..
	Unclassifiable		..	..	..	..	..	..	..	..	..	..	..	..	..	..
Uttar Pradesh		Rural	1,124	550	345	94	225	106	104	104	122	104	210	130	118	12
	R		1,083	526	336	90	210	100	99	99	114	99	207	128	117	10
	U		39	24	9	4	13	6	5	5	8	5	3	2	1	2
	Unclassifiable		2	..	..	..	2	..	..	..	..	..	..	..	..	..
		Urban	58	735	6	56	21	153	18	232	10	194	3	100	..	..
	R		43	571	6	45	13	107	12	176	9	163	3	80	..	..
	U		15	164	..	11	8	46	6	56	1	31	..	20	..	..
	Unclassifiable		..	..	..	..	..	..	..	..	..	..	..	..	..	..
Andaman and Nicobar Islands		Rural	..	..	..	..	..	..	..	..	..	..	..	..	..	..
	R		..	..	..	..	..	..	..	..	..	..	..	..	..	..
	U		..	..	..	..	..	..	..	..	..	..	..	..	..	..
	Unclassifiable		..	..	..	..	..	..	..	..	..	..	..	..	..	..
		Urban	..	..	..	..	..	..	..	..	..	..	..	..	..	..
	R		..	..	..	..	..	..	..	..	..	..	..	..	..	..
	U		..	..	..	..	..	..	..	..	..	..	..	..	..	..
	Unclassifiable		..	..	..	..	..	..	..	..	..	..	..	..	..	..
Delhi		Rural	4	2	..	..	..	..	..	..	..	..	4	2	..	..
	R		..	1	..	..	..	..	..	..	..	..	..	1	..	..
	U		4	1	..	..	..	..	..	..	..	..	4	1	..	..
	Unclassifiable		..	..	..	..	..	..	..	..	..	..	..	..	..	..
		Urban	148	2	4	..	39	..	61	..	21	1	23	1		..
	R		66	2	4	..	18	..	23	..	9	1	12	1	..	..
	U		82	..	..	..	21	..	38	..	12	..	11	..	..	..
	Unclassifiable		..	..	..	..	..	..	..	..	..	..	..	..	..	..
Himachal Pradesh		Rural	..	..	..	..	..	..	..	..	..	..	..	..	..	..
	R		..	..	..	..	..	..	..	..	..	..	..	..	..	..
	U		..	..	..	..	..	..	..	..	..	..	..	..	..	..
	Unclassifiable		..	..	..	..	..	..	..	..	..	..	..	..	..	..
		Urban	3	..	..	..	..	..	1	..	2	..	..	..	..	..
	R		3	..	..	..	..	..	1	..	2	..	..	..	..	..
	U		..	..	..	..	..	..	..	..	..	..	..	..	..	..
	Unclassifiable		..	..	..	..	..	..	..	..	..	..	..	..	..	..
Laccadive, Minicoy and Amindivi Islands		Rural	..	..	..	..	..	..	..	..	..	..	..	..	..	..
	R		..	..	..	..	..	..	..	..	..	..	..	..	..	..
	U		..	..	..	..	..	..	..	..	..	..	..	..	..	..
	Unclassifiable		..	..	..	..	..	..	..	..	..	..	..	..	..	..
		Urban	..	..	..	..	..	..	..	..	..	..	..	..	..	..
	R		..	..	..	..	..	..	..	..	..	..	..	..	..	..
	U		..	..	..	..	..	..	..	..	..	..	..	..	..	..
	Unclassifiable		..	..	..	..	..	..	..	..	..	..	..	..	..	..

TABLE D-III—MIGRANTS CLASSIFIED BY PLACE OF BIRTH AND DURATION OF RESIDENCE IN PLACE OF ENUMERATION—*contd.*

Where born	Rural Urban	Total Migrants		Duration of residence in place of Enumeration in years: Less than 1		1–5		6–10		11–15		16 and over		Period not stated	
		Males	Females	Males	Females	Males	Females	Males	Females	Males	Females	Males	Females	Males	Females
1	2	3	4	5	6	7	8	9	10	11	12	13	14	15	16
					MALDA DISTRICT—*contd.*										
Manipur	Rural	..	..	..	..	..	..	..	..	..	..	..	..	..	..
	R	..	..	..	..	..	..	..	..	..	..	..	..	..	..
	U	..	..	..	..	..	..	..	..	..	..	..	..	..	..
	Unclassifiable	..	..	..	..	..	..	..	..	..	..	..	..	..	..
	Urban	..	..	..	..	..	..	..	..	..	..	..	..	..	..
	R	..	..	..	..	..	..	..	..	..	..	..	..	..	..
	U	..	..	..	..	..	..	..	..	..	..	..	..	..	..
	Unclassifiable	..	..	..	..	..	..	..	..	..	..	..	..	..	..
Tripura	Rural	4	5	1	1	1	2	1	2	1	..	..	..	..	..
	R	4	3	1	..	1	2	1	1	1	..	..	..	..	..
	U	..	2	..	1	..	..	..	1	..	..	..	..	..	..
	Unclassifiable	..	..	..	..	..	..	..	..	..	..	..	..	..	..
	Urban	..	..	..	..	..	..	..	..	..	..	..	..	..	..
	R	..	..	..	..	..	..	..	..	..	..	..	..	..	..
	U	..	..	..	..	..	..	..	..	..	..	..	..	..	..
	Unclassifiable	..	..	..	..	..	..	..	..	..	..	..	..	..	..
Dadra and Nagar Haveli	Rural	..	..	..	..	..	..	..	..	..	..	..	..	..	..
	R	..	..	..	..	..	..	..	..	..	..	..	..	..	..
	U	..	..	..	..	..	..	..	..	..	..	..	..	..	..
	Unclassifiable	..	..	..	..	..	..	..	..	..	..	..	..	..	..
	Urban	..	..	..	..	..	..	..	..	..	..	..	..	..	..
	R	..	..	..	..	..	..	..	..	..	..	..	..	..	..
	U	..	..	..	..	..	..	..	..	..	..	..	..	..	..
	Unclassifiable	..	..	..	..	..	..	..	..	..	..	..	..	..	..
Goa, Daman and Diu	Rural	..	..	..	..	..	..	..	..	..	..	..	..	..	..
	R	..	..	..	..	..	..	..	..	..	..	..	..	..	..
	U	..	..	..	..	..	..	..	..	..	..	..	..	..	..
	Unclassifiable	..	..	..	..	..	..	..	..	..	..	..	..	..	..
	Urban	..	..	..	..	..	..	..	..	..	..	..	..	..	..
	R	..	..	..	..	..	..	..	..	..	..	..	..	..	..
	U	..	..	..	..	..	..	..	..	..	..	..	..	..	..
	Unclassifiable	..	..	..	..	..	..	..	..	..	..	..	..	..	..
Pondicherry	Rural	..	..	..	..	..	..	..	..	..	..	..	..	..	..
	R	..	..	..	..	..	..	..	..	..	..	..	..	..	..
	U	..	..	..	..	..	..	..	..	..	..	..	..	..	..
	Unclassifiable	..	..	..	..	..	..	..	..	..	..	..	..	..	..
	Urban	..	..	..	..	..	..	..	..	..	..	..	..	..	..
	R	..	..	..	..	..	..	..	..	..	..	..	..	..	..
	U	..	..	..	..	..	..	..	..	..	..	..	..	..	..
	Unclassifiable	..	..	..	..	..	..	..	..	..	..	..	..	..	..
North-East Frontier Agency	Rural	..	..	..	..	..	..	..	..	..	..	..	..	..	..
	R	..	..	..	..	..	..	..	..	..	..	..	..	..	..
	U	..	..	..	..	..	..	..	..	..	..	..	..	..	..
	Unclassifiable	..	..	..	..	..	..	..	..	..	..	..	..	..	..
	Urban	..	..	..	..	..	..	..	..	..	..	..	..	..	..
	R	..	..	..	..	..	..	..	..	..	..	..	..	..	..
	U	..	..	..	..	..	..	..	..	..	..	..	..	..	..
	Unclassifiable	..	..	..	..	..	..	..	..	..	..	..	..	..	..
Nagaland	Rural	..	..	..	..	..	..	..	..	..	..	..	..	..	..
	R	..	..	..	..	..	..	..	..	..	..	..	..	..	..
	U	..	..	..	..	..	..	..	..	..	..	..	..	..	..
	Unclassifiable	..	..	..	..	..	..	..	..	..	..	..	..	..	..
	Urban	..	..	..	..	..	..	..	..	..	..	..	..	..	..
	R	..	..	..	..	..	..	..	..	..	..	..	..	..	..
	U	..	..	..	..	..	..	..	..	..	..	..	..	..	..
	Unclassifiable	..	..	..	..	..	..	..	..	..	..	..	..	..	..

TABLE D-III—MIGRANTS CLASSIFIED BY PLACE OF BIRTH AND DURATION OF RESIDENCE IN PLACE OF ENUMERATION—*contd.*

Where born	Rural Urban	Total Migrants Males	Total Migrants Females	Duration of residence in place of Enumeration in years: Less than 1 Males	Less than 1 Females	1—5 Males	1—5 Females	6—10 Males	6—10 Females	11-15 Males	11-15 Females	16 and over Males	16 and over Females	Period not stated Males	Period not stated Females
1	2	3	4	5	6	7	8	9	10	11	12	13	14	15	16
				MALDA		DISTRICT—*contd.*									
Sikkim	Rural	1	..	..	..	..	..	1	..	..	..	..	..	..	..
R		..	..	..	..	..	..	..	..	..	..	..	..	..	..
U		..	..	..	..	..	..	..	..	..	..	..	..	..	..
Unclassifiable		1	..	..	..	..	..	1	..	..	..	..	..	..	..
	Urban	..	..	..	..	..	..	..	..	..	..	..	..	..	..
R		..	..	..	..	..	..	..	..	..	..	..	..	..	..
U		..	..	..	..	..	..	..	..	..	..	..	..	..	..
Unclassifiable		..	..	..	..	..	..	..	..	..	..	..	..	..	..
Born in Nepal	Rural	107	37	39	8	27	6	12	7	7	2	18	14	4	..
	Urban	61	1	1	1	24	..	22	..	14	..	..	..	..	..
Born in Pakistan	Rural	27,741	26,857	991	646	3,674	3,918	7,758	7,969	12,682	11,161	2,329	2,724	307	433
	Urban	5,564	4,312	234	265	682	770	2,451	1,448	1,545	1,261	652	568	..	..
Born in other countries outside India	Rural	5	12	3	8	2	1	..	..	..	2	..	4	..	2
	Urban	2	..	..	..	1	..	1	..	..	..	..	..	..	..
Birth place unclassifiable	Rural	2,027	2,287	168	212	151	196	70	191	141	155	60	589	1,437	944
	Urban	..	..	..	..	..	..	..	..	..	..	..	..	..	..
				MURSHIDABAD		DISTRICT									
TOTAL	Total	160,507	423,139	13,198	17,118	43,091	77,884	31,099	71,536	30,322	69,184	36,336	173,038	6,461	14,379
	Rural	128,045	386,567	10,615	14,892	36,013	67,984	21,578	65,401	23,252	64,478	30,417	[160,524	6,170	13,288
	Urban	32,462	36,572	2,583	2,226	7,078	9,900	9,521	6,135	7,070	4,706	5,919	12,514	291	1,091
Born elsewhere in the District of Enumeration	Rural	83,277	312,951	6,142	11,446	24,810	53,121	13,661	52,095	10,332	47,924	24,821	138,286	3,511	10,079
R		80,065	308,609	5,831	11,147	23,972	52,118	13,183	51,264	10,124	47,307	24,436	136,830	3,419	9,883
U		2,158	3,727	304	285	783	911	464	734	183	466	345	1,178	79	153
Unclassifiable		154	615	7	14	55	92	14	97	25	91	40	278	13	43
	Urban	11,950	21,586	984	1,165	2,751	4,876	3,514	3,374	2,066	1,917	2,533	9,602	102	652
R		9,070	16,231	759	998	2,127	3,503	2,634	2,294	1,655	1,537	1,847	7,373	48	528
U		2,871	5,355	225	167	624	1,373	877	1,080	411	380	685	2,229	49	126
Unclassifiable		9	..	..	..	..	..	3	..	..	..	1	..	5	..
Born outside the District but within the State of Enumeration	Rural	12,345	39,046	1,383	1,558	3,724	7,322	2,021	7,044	1,522	5,887	3,451	16,389	244	946
R		10,912	37,043	1,111	1,319	3,119	6,681	1,782	6,660	1,412	5,634	3,283	16,492	205	857
U		1,421	1,971	271	239	603	638	238	379	108	247	164	382	37	86
Unclassifiable		12	32	1	..	2	3	1	5	2	6	4	15	2	3
	Urban	5,575	5,008	632	516	1,571	1,397	1,468	840	945	933	958	1,254	1	63
R		3,438	3,136	291	308	906	893	1,026	526	620	581	594	793	1	35
U		2,137	1,867	341	208	665	504	442	314	325	352	364	461	..	28
Unclassifiable		..	..	..	..	..	..	..	..	..	..	..	..	..	..
Born in another State															
Andhra Pradesh	Rural	6	..	..	..	6	..	..	..	..	..	..	..	..	..
R		6	..	..	..	6	..	..	..	..	..	..	..	..	..
U		..	..	..	..	..	..	..	..	..	..	..	..	..	..
Unclassifiable		..	..	..	..	..	..	..	..	..	..	..	..	..	..
	Urba	4	..	..	..	2	..	2	..	..	..	..	..	..	..
R		4	..	..	..	2	..	2	..	..	..	..	..	..	..
U		..	..	..	..	..	..	..	..	..	..	..	..	..	..
Unclassifiable		..	..	..	..	..	..	..	..	..	..	..	..	..	..

TABLE D-III—MIGRANTS CLASSIFIED BY PLACE OF BIRTH AND

Where born		Rural Urban	Total Migrants		Duration of Less than 1	
			Males	Females	Males	Females
1		2	3	4	5	6
						MURSHIDABAD
Assam		Rural	42	29	12	3
	R		23	17	8	1
	U		19	12	4	2
	Unclassifiable		..	..	..	..
		Urban	70	115	14	18
	R		47	42	5	4
	U		23	73	9	14
	Unclassifiable		..	..	..	..
Bihar		Rural	5,183	7,304	1,785	1,048
	R		4,889	6,963	1,709	1,020
	U		291	335	74	27
	Unclassifiable		3	6	2	1
		Urban	3,230	1,272	411	111
	R		2,087	836	191	65
	U		1,116	436	220	46
	Unclassifiable		27	..	..	..
Gujarat		Rural	10	..	..	..
	R		8	..	..	..
	U		2	..	..	..
	Unclassifiable		..	..	..	..
		Urban	36	15	3	3
	R		19	10	1	3
	U		17	5	2	..
	Unclassifiable		..	..	..	..
Jammu and Kashmir		Rural	1	1	..	..
	R		1	..	..	..
	U		..	1	..	..
	Unclassifiable		..	..	..	..
		Urban	1	..	1	..
	R		..	..	..	..
	U		1	..	1	..
	Unclassifiable		..	..	..	..
Kerala		Rural	1	1	..	..
	R		1	1	..	..
	U		..	..	..	..
	Unclassifiable		..	..	..	..
		Urban	12	..	..	..
	R		4	..	..	..
	U		8	..	..	..
	Unclassifiable		..	..	..	..
Madhya Pradesh		Rural	22	13	3	3
	R		17	8	3	2
	U		5	5	..	1
	Unclassifiable		..	..	..	..
		Urban	125	10	2	1
	R		97	6	1	1
	U		28	4	1	..
	Unclassifiable		..	..	..	..
Madras		Rural	11	13	7	5
	R		8	8	5	4
	U		3	5	2	1
	Unclassifiable		..	..	..	..
		Urban	10	68	3	5
	R		7	55	3	4
	U		3	13	..	1
	Unclassifiable		..	..	..	..

DURATION OF RESIDENCE IN PLACE OF ENUMERATION—*contd.*

residence in place of Enumeration in years									
1—5		6—10		11—15		16 and over		Period not stated	
Males	Females	Males	Females	Males	Females	Males	Females	Males	Females
7	8	9	10	11	12	13	14	15	16
DISTRICT—*contd.*									
14	10	10	8	3	2	1	5	2	1
9	9	3	3	..	..	1	3	2	1
5	1	7	5	3	2	..	2	..	..
..	..	..	..	..	..	..	..	..	..
26	38	24	24	3	14	2	19	..	2
19	10	18	11	3	7	2	9	..	1
8	28	6	13	..	7	..	10	..	1
..	..	..	..	..	..	..	..	..	..
993	1,172	590	1,112	480	1,059	1,122	2,723	213	190
899	1,064	547	1,040	458	1,024	1,071	2,636	205	179
94	108	43	70	21	35	51	84	8	11
..	..	..	2	1	..	..	3	..	..
824	430	763	193	536	201	607	328	89	9
565	292	548	120	350	130	376	225	57	4
258	138	207	73	179	71	222	103	30	5
1	..	8	..	7	..	9	..	2	..
9	..	1	..	..	..	..	..	..	..
7	..	1	..	..	..	..	..	..	..
2	..	..	..	..	..	..	..	..	..
..	..	..	..	..	..	..	..	..	..
8	5	10	3	8	2	7	2	..	..
4	3	9	3	4	1	1	..	..	..
4	2	1	..	4	1	6	2	..	..
..	..	..	..	..	..	..	..	..	..
..	1	..	..	1	..	..	..	..	..
..	..	..	..	1	..	..	..	..	..
..	1	..	..	..	..	..	..	..	..
..	..	..	..	..	..	..	..	..	..
..	..	..	..	..	..	..	..	..	..
..	1	1	..	..	..	..	..	..	..
..	1	1	..	..	..	..	..	..	..
..	..	..	..	..	..	..	..	..	..
..	..	..	..	..	..	..	..	..	..
1	..	1	..	4	..	5	..	1	..
1	..	..	..	2	..	1	..	..	..
..	..	1	..	2	..	4	..	1	..
..	..	..	..	..	..	..	..	..	..
10	6	2	..	2	4	5	..	..	..
7	5	2	..	2	1	3	..	..	..
3	1	..	..	..	3	2	..	..	..
..	..	..	..	..	..	..	..	..	..
44	7	41	2	21	..	17	..	..	..
31	3	37	2	18	..	10	..	..	..
13	4	4	..	3	..	7	..	..	..
..	..	..	..	..	..	..	..	..	..
3	6	..	1	..	..	..	1	1	..
2	2	..	1	..	..	..	1	1	..
1	4	..	..	..	..	..	..	..	..
..	..	..	..	..	..	..	..	..	..
4	8	2	12	1	15	..	28	..	..
3	6	..	10	1	13	..	22	..	..
1	2	2	2	..	2	..	6	..	..
..	..	..	..	..	..	..	..	..	..

TABLE D-III—MIGRANTS CLASSIFIED BY PLACE OF BIRTH AND

Where born	Rural Urban	Total Migrants		Duration of residence in place of Enumeration in years: Less than 1	
		Males	Females	Males	Females
1	2	3	4	5	6
					MURSHIDABAD
Maharashtra	Rural	5	5	1	..
R		..	1	..	..
U		5	4	1	..
Unclassifiable		..	..	..	..
	Urban	22	19	1	3
R		10	5	..	1
U		12	14	1	2
Unclassifiable		..	..	..	..
Mysore	Rural	..	..	..	..
R		..	..	..	..
U		..	..	..	..
Unclassifiable		..	..	..	..
	Urban	2	1	1	1
R		..	1	..	1
U		2	..	1	..
Unclassifiable		..	..	..	..
Orissa	Rural	78	27	7	4
R		64	17	5	3
U		14	10	2	1
Unclassifiable		..	..	..	..
	Urban	193	96	18	2
R		148	15	14	2
U		45	81	4	..
Unclassifiable		..	..	..	..
Punjab	Rural	11	13	3	5
R		9	9	1	2
U		2	4	2	3
Unclassifiable		..	..	..	..
	Urban	49	64	1	12
R		30	30	..	5
U		17	34	1	7
Unclassifiable		2	..	..	..
Rajasthan	Rural	124	38	14	4
R		95	29	9	..
U		29	8	5	4
Unclassifiable		..	1	..	..
	Urban	300	228	35	42
R		192	114	25	29
U		103	114	10	13
Unclassifiable		5	..	..	..
Uttar Pradesh	Rural	352	120	120	20
R		302	93	111	12
U		48	36	9	8
Unclassifiable		2	..	..	..
	Urban	602	180	73	27
R		411	93	48	18
U		184	87	25	9
Unclassifiable		7	..	..	..
Andaman and Nicobar Islands	Rural	3	2	..	..
R		3	..	..	..
U		—	2	..	..
Unclassifiable		—	—	..	..
	Urban	—	—	—	..
R		..	..	..	..
U		..	..	..	..
Unclassifiable		..	..	..	..

DURATION OF RESIDENCE IN PLACE OF ENUMERATION—*contd.*

residence in place of Enumeration in years: 1—5		6—10		11—15		16 and over		Period not stated	
Males	Females	Males	Females	Males	Females	Males	Females	Males	Females
7	8	9	10	11	12	13	14	15	16
DISTRICT—*contd.*									
2	1	2	1	..	..	..	1	..	2
..	..	..	1	..	..	..	..	..	..
2	1	2	..	..	..	..	1	..	2
..	..	..	..	..	..	..	..	..	..
2	8	2	4	8	1	8	2	1	1
..	3	..	..	6	1	3	..	1	..
2	5	2	4	2	..	5	2	..	1
..	..	..	..	..	..	..	..	..	..
..	..	..	..	..	..	..	..	..	..
..	..	..	..	..	..	..	..	..	..
..	..	..	..	..	..	..	..	..	..
..	..	..	..	..	..	..	..	..	..
1	..	..	..	..	..	..	..	..	..
..	..	..	..	..	..	..	..	..	..
1	..	..	..	..	..	..	..	..	..
..	..	..	..	..	..	..	..	..	..
28	12	16	5	9	3	13	2	5	1
22	8	16	2	9	2	8	1	4	1
6	4	..	3	..	1	5	1	1	..
35	13	64	14	51	16	20	50	5	1
31	4	50	4	34	1	17	4	2	..
4	9	14	10	17	15	3	46	3	1
..	..	..	..	..	..	..	..	..	..
5	3	..	2	..	2	3	1	..	..
5	3	..	2	..	1	3	1	..	..
..	..	..	..	..	1	..	..	..	..
..	..	..	..	..	..	..	..	..	..
11	17	10	5	6	12	19	18	2	..
4	9	7	3	1	2	18	11	..	..
7	8	3	2	5	10	1	7	..	..
..	..	..	..	..	..	..	2	..	..
42	14	34	7	9	2	19	10	..	1
38	10	23	7	8	1	17	10	..	1
10	3	11	..	1	1	2	..	..	..
..	1	..	..	..	..	..	..	..	..
107	82	68	26	26	30	61	47	3	1
79	41	33	13	15	7	38	24	2	..
26	41	32	13	11	23	23	23	1	1
2	..	3	..	..	..	..	..	..	..
81	39	38	18	43	13	50	24	20	15
66	35	27	13	39	11	42	16	17	6
14	4	11	5	3	2	8	8	3	9
1	..	..	..	1	..	..	..	..	..
113	44	187	29	91	18	129	58	9	4
83	31	141	17	52	3	82	22	5	2
28	13	45	12	37	15	47	36	2	2
2	..	1	..	2	..	..	..	2	..
..	..	..	2	..	..	3	..	..	..
..	..	..	2	..	..	3	..	..	..
..	..	..	..	..	..	..	..	..	..
..	..	..	..	..	..	..	..	..	..
..	..	..	..	..	..	..	..	..	..
..	..	..	..	..	..	..	..	..	..
..	..	..	..	..	..	..	..	..	..

TABLE D-III—MIGRANTS CLASSIFIED BY PLACE OF BIRTH AND DURATION OF RESIDENCE IN PLACE OF ENUMERATION—*contd.*

MURSHIDABAD DISTRICT—*contd.*

Where born		Rural / Urban	Total Migrants Males	Total Migrants Females	Duration of residence in place of Enumeration in years: Less than 1 Males	Less than 1 Females	1—5 Males	1—5 Females	6—10 Males	6—10 Females	11—15 Males	11—15 Females	16 and over Males	16 and over Females	Period not stated Males	Period not stated Females
1		2	3	4	5	6	7	8	9	10	11	12	13	14	15	16
Delhi		Rural	6	6	..	..	2	2	1	2	..	..	3	2	..	..
	R		3	1	..	..	2	..	1	1	..	..	..	..	..	..
	U		3	5	..	..	..	2	..	1	..	..	3	2	..	..
	Unclassifiable		..	..	..	..	..	..	..	..	..	..	..	..	..	..
		Urban	8	9	..	1	3	4	3	4	..	..	2	..	..	..
	R		1	1	..	..	..	..	1	1	..	..	..	..	..	..
	U		7	8	..	1	3	4	2	3	..	..	2	..	..	..
	Unclassifiable		..	..	..	..	..	..	..	..	..	..	..	..	..	..
Himachal Pradesh		Rural	..	..	..	..	..	..	..	..	..	..	..	..	..	..
	R		..	..	..	..	..	..	..	..	..	..	..	..	..	..
	U		..	..	..	..	..	..	..	..	..	..	..	..	..	..
	Unclassifiable		..	..	..	..	..	..	..	..	..	..	..	..	..	..
		Urban	..	..	..	..	..	..	..	..	..	..	..	..	..	..
	R		..	..	..	..	..	..	..	..	..	..	..	..	..	..
	U		..	..	..	..	..	..	..	..	..	..	..	..	..	..
	Unclassifiable		..	..	..	..	..	..	..	..	..	..	..	..	..	..
Laccadive, Minicoy and Amindivi Islands		Rural	..	..	..	..	..	..	..	..	..	..	..	..	..	..
	R		..	..	..	..	..	..	..	..	..	..	..	..	..	..
	U		..	..	..	..	..	..	..	..	..	..	..	..	..	..
	Unclassifiable		..	..	..	..	..	..	..	..	..	..	..	..	..	..
		Urban	..	..	..	..	..	..	..	..	..	..	..	..	..	..
	R		..	..	..	..	..	..	..	..	..	..	..	..	..	..
	U		..	..	..	..	..	..	..	..	..	..	..	..	..	..
	Unclassifiable		..	..	..	..	..	..	..	..	..	..	..	..	..	..
Manipur		Rural	..	1	..	..	..	1	..	..	..	..	..	..	..	..
	R		..	..	..	..	..	..	..	..	..	..	..	..	..	..
	U		..	1	..	..	..	1	..	..	..	..	..	..	..	..
	Unclassifiable		..	..	..	..	..	..	..	..	..	..	..	..	..	..
		Urban	11	..	..	..	2	..	1	..	..	..	8	..	..	..
	R		10	..	..	..	2	..	1	..	..	..	7	..	..	..
	U		1	..	..	..	..	..	..	..	..	..	1	..	..	..
	Unclassifiable		..	..	..	..	..	..	..	..	..	..	..	..	..	..
Tripura		Rural	13	14	3	2	2	5	4	4	3	2	1	..	..	1
	R		10	11	2	2	2	2	4	4	2	2	..	..	..	1
	U		3	3	1	..	..	3	..	..	1	..	1	..	..	..
	Unclassifiable		..	..	..	..	..	..	..	..	..	..	..	..	..	..
		Urban	26	14	..	..	2	2	12	7	9	3	3	2	..	..
	R		21	8	..	..	2	1	10	3	6	3	3	1	..	..
	U		2	6	..	..	..	1	..	4	2	..	..	1	..	..
	Unclassifiable		3	..	..	..	..	..	2	..	1	..	..	..	..	..
Dadra and Nagar Haveli		Rural	..	..	..	..	..	..	..	..	..	..	..	..	..	..
	R		..	..	..	..	..	..	..	..	..	..	..	..	..	..
	U		..	..	..	..	..	..	..	..	..	..	..	..	..	..
	Unclassifiable		..	..	..	..	..	..	..	..	..	..	..	..	..	..
		Urban	..	..	..	..	..	..	..	..	..	..	..	..	..	..
	R		..	..	..	..	..	..	..	..	..	..	..	..	..	..
	U		..	..	..	..	..	..	..	..	..	..	..	..	..	..
	Unclassifiable		..	..	..	..	..	..	..	..	..	..	..	..	..	..
Goa, Daman and Diu		Rural	..	..	..	..	..	..	..	..	..	..	..	..	..	..
	R		..	..	..	..	..	..	..	..	..	..	..	..	..	..
	U		..	..	..	..	..	..	..	..	..	..	..	..	..	..
	Unclassifiable		..	..	..	..	..	..	..	..	..	..	..	..	..	..
		Urban	..	..	..	..	..	..	..	..	..	..	..	..	..	..
	R		..	..	..	..	..	..	..	..	..	..	..	..	..	..
	U		..	..	..	..	..	..	..	..	..	..	..	..	..	..
	Unclassifiable		..	..	..	..	..	..	..	..	..	..	..	..	..	..

TABLE D-III—MIGRANTS CLASSIFIED BY PLACE OF BIRTH AND DURATION OF RESIDENCE IN PLACE OF ENUMERATION—*contd.*

Where born		Rural Urban	Total Migrants		Duration of residence in place of Enumeration in years: Less than 1		1—5		6—10		11—15		16 and over		Period not stated	
			Males	Females	Males	Females	Males	Females	Males	Females	Males	Females	Males	Females	Males	Females
1		2	3	4	5	6	7	8	9	10	11	12	13	14	15	16
MURSHIDABAD DISTRICT—*concld.*																
Pondicherry		Rural	..	..	..	..	..	..	..	..	..	..	..	..	..	..
	R		..	..	..	..	..	..	..	..	..	..	..	..	..	..
	U		..	..	..	..	..	..	..	..	..	..	..	..	..	..
	Unclassifiable		..	..	..	..	..	..	..	..	..	..	..	..	..	..
		Urban	..	..	..	..	..	..	..	..	..	..	..	..	..	..
	R		..	..	..	..	..	..	..	..	..	..	..	..	..	..
	U		..	..	..	..	..	..	..	..	..	..	..	..	..	..
	Unclassifiable		..	..	..	..	..	..	..	..	..	..	..	..	..	..
North-East Frontier Agency		Rural	..	..	..	..	..	..	..	..	..	..	..	..	..	..
	R		..	..	..	..	..	..	..	..	..	..	..	..	..	..
	U		..	..	..	..	..	..	..	..	..	..	..	..	..	..
	Unclassifiable		..	..	..	..	..	..	..	..	..	..	..	..	..	..
		Urban	..	..	..	..	..	..	..	..	..	..	..	..	..	..
	R		..	..	..	..	..	..	..	..	..	..	..	..	..	..
	U		..	..	..	..	..	..	..	..	..	..	..	..	..	..
	Unclassifiable		..	..	..	..	..	..	..	..	..	..	..	..	..	..
Nagaland		Rural	..	..	..	..	..	..	..	..	..	..	..	..	..	..
	R		..	..	..	..	..	..	..	..	..	..	..	..	..	..
	U		..	..	..	..	..	..	..	..	..	..	..	..	..	..
	Unclassifiable		..	..	..	..	..	..	..	..	..	..	..	..	..	..
		Urban	..	..	..	..	..	..	..	..	..	..	..	..	..	..
	R		..	..	..	..	..	..	..	..	..	..	..	..	..	..
	U		..	..	..	..	..	..	..	..	..	..	..	..	..	..
	Unclassifiable		..	..	..	..	..	..	..	..	..	..	..	..	..	..
Sikkim		Rural	..	..	..	..	..	..	..	..	..	..	..	..	..	..
	R		..	..	..	..	..	..	..	..	..	..	..	..	..	..
	U		..	..	..	..	..	..	..	..	..	..	..	..	..	..
	Unclassifiable		..	..	..	..	..	..	..	..	..	..	..	..	..	..
		Urban	..	..	..	..	..	..	..	..	..	..	..	..	..	..
	R		..	..	..	..	..	..	..	..	..	..	..	..	..	..
	U		..	..	..	..	..	..	..	..	..	..	..	..	..	..
	Unclassifiable		..	..	..	..	..	..	..	..	..	..	..	..	..	..
Born in Nepal		Rural	40	12	9	2	14	5	8	1	8	1	1	3	..	..
		Urban	97	12	17	3	41	4	24	2	5	3	4	..	6	..
Born in Pakistan		Rural	23,974	23,319	791	556	6,149	6,018	5,119	4,883	10,774	9,402	873	2,124	268	336
		Urban	10,132	7,437	386	286	1,528	2,018	3,325	1,574	3,289	1,530	1,532	1,070	72	59
Born in other countries outside India		Rural	13	17	5	3	3	4	2	5	1	2	2	3	..	..
		Urban	7	16	1	..	1	7	..	3	1	2	4	4	..	..
Birth place unclassifiable		Rural	2,528	3,026	330	233	110	241	68	211	65	175	49	450	1,906	1,716
		Urban	..	427	..	30	..	40	..	19	..	9	..	30	..	299

TABLE D-III—MIGRANTS CLASSIFIED BY PLACE OF BIRTH AND DURATION OF RESIDENCE IN PLACE OF ENUMERATION—*contd.*

Where born	Rural Urban	Total Migrants		Duration of residence in place of Enumeration in years: Less than 1		1—5		6—10		11—15		16 and over		Period not stated	
		Males	Females	Males	Females	Males	Females	Males	Females	Males	Females	Males	Females	Males	Females
1	2	3	4	5	6	7	8	9	10	11	12	13	14	15	16
					NADIA										DISTRICT
TOTAL	**Total**	**352,247**	**434,328**	**21,606**	**18,658**	**73,596**	**85,532**	**107,197**	**119,068**	**112,524**	**119,329**	**28,062**	**81,100**	**9,262**	**10,641**
	Rural	**267,282**	**350,833**	**16,889**	**15,351**	**54,864**	**70,050**	**79,984**	**93,141**	**88,914**	**94,065**	**18,785**	**68,624**	**7,846**	**9,602**
	Urban	**84,965**	**83,495**	**4,717**	**3,307**	**18,732**	**15,482**	**27,213**	**25,927**	**23,610**	**25,264**	**9,277**	**12,476**	**1,416**	**1,039**
Born elsewhere in the District of Enumeration	Rural	41,048	125,139	3,494	4,342	11,498	24,016	7,013	22,696	5,301	19,308	10,444	49,551	3,298	5,226
	R	38,622	120,959	3,204	4,056	10,693	22,901	6,572	21,934	5,117	18,722	10,108	48,471	2,928	4,875
	U	2,218	3,842	283	279	790	1,074	430	730	178	561	331	1,008	206	190
	Unclassifiable	208	338	7	7	15	41	11	32	6	25	5	72	164	161
	Urban	6,711	9,251	508	556	2,068	2,306	1,138	1,746	958	1,999	1,591	2,422	388	222
	R	3,863	5,791	320	320	1,087	1,580	632	1,075	609	995	1,059	1,719	156	102
	U	2,836	3,441	247	236	978	724	504	671	349	992	529	698	229	120
	Unclassifiable	12	19	1	..	3	2	2	..	..	12	3	5	3	..
Born outside the District but within the State of Enumeration	Rural	17,422	33,051	2,799	2,204	5,385	7,606	3,202	6,131	1,720	4,887	3,618	11,030	608	1,103
	R	13,082	27,723	2,140	1,537	3,716	5,931	2,224	4,875	1,327	4,291	3,214	10,167	461	922
	U	4,314	5,254	655	663	1,664	1,746	1,064	1,248	389	587	397	839	145	171
	Unclassifiable	26	74	4	4	5	19	4	8	4	9	7	24	2	10
	Urban	8,655	10,994	1,075	879	3,131	4,049	1,733	2,592	1,145	1,783	1,359	1,453	212	285
	R	3,866	5,106	530	346	1,292	1,583	709	1,377	587	1,015	664	675	84	110
	U	4,774	5,853	542	533	1,829	2,460	1,023	1,212	558	764	694	758	128	126
	Unclassifiable	15	35	3	..	10	6	1	3	..	4	1	20	..	2
Born in another State															
Andhra Pradesh	Rural	5	4	1	1	2	1	1	1	1	..	..	1	..	..
	R	3	1	1	..	1	..	..	1	1	..	..	..	..	..
	U	2	3	..	1	1	1	1	..	..	..	..	1	..	..
	Unclassifiable	..	..	..	..	..	..	..	..	..	..	..	..	..	..
	Urban	3	3	..	..	3	2	..	..	..	1	..	..	..	..
	R	..	2	..	..	..	1	..	..	..	1	..	..	..	..
	U	3	1	..	..	3	1	..	..	..	..	..	..	..	..
	Unclassifiable	..	..	..	..	..	..	..	..	..	..	..	..	..	..
Assam	Rural	688	666	440	416	125	124	63	57	29	40	20	16	11	13
	R	451	442	294	294	79	83	40	31	19	23	11	7	8	4
	U	237	222	146	122	46	41	23	24	10	17	9	9	3	9
	Unclassifiable	..	2	..	..	..	..	..	2	..	..	..	..	..	..
	Urban	311	275	75	58	104	109	61	53	36	25	33	26	2	4
	R	126	113	22	21	50	41	29	30	8	10	17	11	..	..
	U	185	161	53	37	54	67	32	23	28	15	16	15	2	4
	Unclassifiable	..	1	..	..	..	1	..	..	..	..	..	..	..	..
Bihar	Rural	7,284	2,749	3,717	1,107	1,352	491	841	506	496	272	426	262	452	111
	R	6,968	2,463	3,635	1,060	1,265	415	776	440	460	235	388	211	444	102
	U	308	283	80	47	85	75	61	65	36	37	38	51	8	8
	Unclassifiable	8	3	2	..	2	1	4	1	..	..	..	..	..	1
	Urban	5,556	1,401	555	130	1,529	357	1,252	337	1,086	281	923	234	211	62
	R	4,151	898	439	90	1,109	216	978	220	786	192	704	162	135	18
	U	1,401	500	116	40	420	141	273	117	300	89	219	72	73	41
	Unclassifiable	4	3	..	..	..	..	1	..	..	..	..	..	3	
Gujarat	Rural	7	9	5	..	..	2	..	4	..	2	2	..	..	1
	R	7	3	5	..	..	..	..	2	..	2	2	..	..	1
	U	..	6	..	..	..	2	..	4	..	..	..	..	..	..
	Unclassifiable	..	..	..	..	..	..	..	..	..	..	..	..	..	..
	Urban	45	24	4	6	28	9	7	8	1	1	4	..	1	..
	R	31	9	3	2	21	3	3	4	1	..	3	..	..	..
	U	14	15	1	4	7	6	4	4	..	1	1	..	1	..
	Unclassifiable	..	..	..	..	..	..	..	..	..	..	..	..	..	..

TABLE D-III—MIGRANTS CLASSIFIED BY PLACE OF BIRTH AND

Where born	Rural Urban	Total Migrants		Duration of Less than 1	
		Males	Females	Males	Females
1	2	3	4	5	6
					NADIA
Jammu and Kashmir	Rural	..	2	..	1
R		..	2	..	1
U		..	..	..	..
Unclassifiable		..	..	..	..
	Urban	2	1	..	..
R		1	1	..	..
U		1	..	..	..
Unclassifiable		..	..	..	..
Kerala	Rural	1	7	..	1
R		1	3	..	..
U		..	4	..	1
Unclassifiable		..	..	..	..
	Urban	11	63	3	4
R		3	49	..	..
U		8	14	3	4
Unclassifiable		..	..	..	..
Madhya Pradesh	Rural	104	88	60	57
R		85	69	58	55
U		17	19	2	2
Unclassifiable		2	..	..	..
	Urban	33	33	2	1
R		19	22	2	..
U		14	10	..	1
Unclassifiable		..	1	..	..
Madras	Rural	21	15	4	5
R		10	7	4	3
U		11	8	..	2
Unclassifiable		..	..	..	..
	Urban	323	52	64	4
R		195	24	48	1
U		126	27	16	3
Unclassifiable		2	1	..	..
Maharastra	Rural	33	35	9	23
R		5	17	2	16
U		28	18	7	7
Unclassifiable		..	..	..	..
	Urban	18	10	2	..
R		9	..	2	..
U		9	10	..	..
Unclassifiable		..	..	..	..
Mysore	Rural	5	6	3	2
R		4	6	3	2
U		1	..	..	..
Unclassifiable		..	..	..	..
	Urban	4	2	1	..
R		..	..	..	..
U		4	2	1	..
Unclassifiable		..	..	..	..
Orissa	Rural	1,174	638	230	102
R		1,142	605	223	100
U		28	32	5	2
Unclassifiable		4	1	2	..
	Urban	720	204	95	11
R		498	146	60	9
U		221	58	35	2
Unclassifiable		1	..	..	..

DURATION OF RESIDENCE IN PLACE OF ENUMERATION—*contd.*

residence in place of Enumeration in years									
1—5		6—10		11—15		16 and over		Period not stated	
Males	Females	Males	Females	Males	Females	Males	Females	Males	Females
7	8	9	10	11	12	13	14	15	16
DISTRICT—*contd.*									
..	..	..	..	..	..	..	1	..	..
..	..	..	..	..	..	..	1	..	..
..	..	..	..	..	..	..	..	..	..
..	..	..	..	..	..	..	..	..	..
..	1	..	..	1	..	..	..	1	..
..	1	..	..	1	..	..	..	..	..
..	..	..	..	..	..	..	..	1	..
..	..	..	..	..	..	..	..	..	..
1	6	..	..	..	..	..	..	..	..
1	3	..	..	..	..	..	..	..	..
..	3	..	..	..	..	..	..	..	..
..	..	..	..	..	..	..	..	..	..
7	13	1	19	..	12	..	15	..	..
3	13	..	16	..	10	..	10	..	..
4	..	1	3	..	2	..	5	..	..
..	..	..	..	..	..	..	..	..	..
22	14	7	4	1	6	8	3	6	4
14	9	6	..	1	..	2	1	4	4
6	5	1	4	..	6	6	2	2	..
2	..	..	..	..	..	..	..	..	..
11	10	8	4	3	9	9	9	..	..
5	4	3	2	2	..	7	7	..	..
6	6	5	1	1	..	2	2	..	..
..	..	..	1	..	..	..	..	..	..
9	7	2	1	2	2	2	..	2	..
3	3	..	..	1	1	1	..	1	..
6	4	2	1	1	1	1	..	1	..
..	..	..	..	..	..	..	..	..	..
164	11	42	19	26	8	23	8	4	2
95	5	19	8	16	6	17	4	..	..
69	6	23	11	10	2	6	4	2	1
..	..	..	..	..	..	..	..	2	1
12	9	10	2	..	1	2	..	..	..
2	..	1	..	..	1	..	..	..	..
10	9	9	2	..	..	2	..	..	..
..	..	..	..	..	..	..	..	..	..
4	4	7	4	3	..	1	2	1	..
1	..	4	..	1	..	1	..	..	..
3	4	3	4	2	..	..	2	1	..
..	..	..	..	..	..	..	..	..	..
1	4	1	..	..	..	..	..	..	..
1	4	..	..	..	..	..	..	..	..
..	..	1	..	..	..	..	..	..	..
..	..	..	..	..	..	..	..	..	..
3	..	..	..	..	2	..	..	..	..
..	..	..	..	..	..	..	..	..	..
3	..	..	..	..	..	..	..	..	..
..	..	..	..	..	..	..	..	..	..
377	219	183	125	151	82	181	104	52	6
369	205	174	118	147	78	177	98	52	6
7	14	9	7	3	4	4	5	..	..
1	..	..	..	1	..	..	1	..	..
208	81	188	49	107	26	114	37	8	..
147	59	138	35	68	15	77	28	8	..
60	22	50	14	39	11	37	9	..	..
1	..	..	..	..	..	..	..	..	..

TABLE D-III—MIGRANTS CLASSIFIED BY PLACE OF BIRTH AND DURATION OF RESIDENCE IN PLACE OF ENUMERATION—*contd.*

Where born		Rural Urban	Total Migrants		Duration of residence in place of Enumeration in years: Less than 1		1—5		6—10		11—15		16 and over		Period not stated	
			Males	Females	Males	Females	Males	Females	Males	Females	Males	Females	Males	Females	Males	Females
1		2	3	4	5	6	7	8	9	10	11	12	13	14	15	16
						NADIA	DISTRICT—*contd.*									
Punjab		Rural	80	27	15	..	41	14	14	8	1	2	8	3	1	..
	R		63	11	13	..	34	8	8	2	1	..	7	1	..	..
	U		17	16	2	..	7	6	6	6	..	2	1	2	1	..
	Unclassifiable		..	..	..	..	..	..	..	..	..	..	..	..	..	..
		Urban	96	41	14	..	35	15	14	10	14	11	19	1	..	4
	R		54	21	11	..	19	5	3	4	5	9	16	..	..	3
	U		42	20	3	..	16	10	11	6	9	2	3	1	..	1
	Unclassifiable		..	..	..	..	..	..	..	..	..	..	..	..	..	..
Rajasthan		Rural	118	66	28	17	54	17	9	11	3	10	10	10	14	1
	R		99	42	23	11	45	15	9	7	2	5	6	3	14	1
	U		19	24	5	6	9	2	..	4	1	5	4	7	..	..
	Unclassifiable		..	..	..	..	..	..	..	..	..	..	..	..	..	..
		Urban	40	13	8	1	20	7	4	2	2	2	6	1	..	..
	R		23	7	6	..	11	5	3	1	1	..	2	1	..	..
	U		17	6	2	1	9	2	1	1	1	2	4	..	..	..
	Unclassifiable		..	..	..	..	..	..	..	..	..	..	..	..	..	..
Uttar Pradesh		Rural	1,616	538	652	198	362	109	191	82	128	56	184	85	99	8
	R		1,499	443	629	175	324	80	168	61	114	44	169	76	95	7
	U		114	94	23	23	36	28	22	21	14	12	15	9	4	1
	Unclassifiable		3	1	..	..	2	1	1	..	..	..	..	..	..	..
		Urban	865	400	128	59	214	103	186	96	104	62	190	78	43	2
	R		620	221	108	37	142	60	127	51	78	38	130	35	35	..
	U		243	179	20	22	71	43	59	45	25	24	60	43	8	2
	Unclassifiable		2	..	..	..	1	..	..	..	1	..	..	..	..	..
Andaman and Nicobar Islands		Rural	1	2	..	1	1	1	..	..	..	..	..	..	..	..
	R		1	1	..	..	1	1	..	..	..	..	..	..	..	..
	U		..	1	..	1	..	..	..	..	..	..	..	..	..	..
	Unclassifiable		..	..	..	..	..	..	..	..	..	..	..	..	..	..
		Urban	1	..	..	..	1	..	..	..	..	..	..	..	..	..
	R		1	..	..	..	1	..	..	..	..	..	..	..	..	..
	U		..	..	..	..	..	..	..	..	..	..	..	..	..	..
	Unclassifiable		..	..	..	..	..	..	..	..	..	..	..	..	..	..
Delhi		Rural	16	18	2	3	10	4	4	1	..	2	..	8	..	..
	R		4	4	1	2	3	..	..	..	..	..	..	2	..	..
	U		12	14	1	1	7	4	4	1	..	2	..	6	..	..
	Unclassifiable		..	..	..	..	..	..	..	..	..	..	..	..	..	..
		Urban	28	25	5	4	14	9	6	5	..	3	3	3	..	1
	R		9	4	2	1	5	3	..	..	..	1	2	..	..	..
	U		19	21	3	3	9	7	6	5	..	2	1	3	..	1
	Unclassifiable		..	..	..	..	..	..	..	..	..	..	..	..	..	..
Himachal Pradesh		Rural	1	..	..	..	..	..	1	..	..	..	..	..	..	..
	R		1	..	..	..	..	..	1	..	..	..	..	..	..	..
	U		..	..	..	..	..	..	..	..	..	..	..	..	..	..
	Unclassifiable		..	..	..	..	..	..	..	..	..	..	..	..	..	..
		Urban	10	..	2	..	5	..	..	..	1	..	2	..	..	..
	R		4	..	1	..	2	..	..	..	..	..	1	..	..	..
	U		6	..	1	..	3	..	..	..	1	..	1	..	..	..
	Unclassifiable		..	..	..	..	..	..	..	..	..	..	..	..	..	..
Laccadive, Minicoy and Amindivi Islands		Rural	2	..	..	..	..	..	1	..	1	..	..	..	..	..
	R		2	..	..	..	..	..	1	..	1	..	..	..	..	..
	U		..	..	..	..	..	..	..	..	..	..	..	..	..	..
	Unclassifiable		..	..	..	..	..	..	..	..	..	..	..	..	..	..
		Urban	..	..	..	..	..	..	..	..	..	..	..	..	..	..
	R		..	..	..	..	..	..	..	..	..	..	..	..	..	..
	U		..	..	..	..	..	..	..	..	..	..	..	..	..	..
	Unclassifiable		..	..	..	..	..	..	..	..	..	..	..	..	..	..

TABLE D-III—MIGRANTS CLASSIFIED BY PLACE OF BIRTH AND DURATION OF RESIDENCE IN PLACE OF ENUMERATION—*contd.*

Where born		Rural Urban	Total Migrants		Duration of residence in place of Enumeration in years											
					Less than 1		1—5		6—10		11—15		16 and over		Period not stated	
			Males	Females	Males	Females	Males	Females	Males	Females	Males	Females	Males	Females	Males	Females
1		2	3	4	5	6	7	8	9	10	11	12	13	14	15	16
						NADIA DISTRICT—*contd.*										
Manipur		Rural	..	8	..	5	..	1	..	2	..	..	..	..	..	..
	R		..	3	..	..	..	1	..	2	..	..	..	..	..	..
	U		..	5	..	5	..	..	..	..	..	..	..	..	..	..
	Unclassifiable		..	..	..	..	..	..	..	..	..	..	..	..	..	..
		Urban	9	33	2	..	3	9	2	15	..	7	2	2	..	..
	R		3	16	1	..	1	7	..	7	..	..	1	2	..	..
	U		6	17	1	..	2	2	2	8	..	7	1	..	..	..
	Unclassifiable		..	..	..	..	..	..	..	..	..	..	..	..	..	..
Tripura		Rural	201	215	7	10	66	79	100	93	16	16	..	11	12	6
	R		194	201	6	7	63	70	98	91	15	16	..	11	12	6
	U		7	14	1	3	3	9	2	2	1	..	..	..	..	..
	Unclassifiable		..	..	..	..	..	..	..	..	..	..	..	..	..	..
		Urban	107	39	12	2	42	6	22	15	21	6	10	10	..	..
	R		73	27	6	2	28	5	16	10	15	5	8	5	..	..
	U		34	12	6	..	14	1	6	5	6	1	2	5	..	..
	Unclassifiable		..	..	..	..	..	..	..	..	..	..	..	..	..	..
Dadra and Nagar Haveli		Rural	..	..	..	..	..	..	..	..	..	..	..	..	..	..
	R		..	..	..	..	..	..	..	..	..	..	..	..	..	..
	U		..	..	..	..	..	..	..	..	..	..	..	..	..	..
	Unclassifiable		..	..	..	..	..	..	..	..	..	..	..	..	..	..
		Urban	..	..	..	..	..	..	..	..	..	..	..	..	..	..
	R		..	..	..	..	..	..	..	..	..	..	..	..	..	..
	U		..	..	..	..	..	..	..	..	..	..	..	..	..	..
	Unclassifiable		..	..	..	..	..	..	..	..	..	..	..	..	..	..
Goa, Daman and Diu		Rural	..	..	..	..	..	..	..	..	..	..	..	..	..	..
	R		..	..	..	..	..	..	..	..	..	..	..	..	..	..
	U		..	..	..	..	..	..	..	..	..	..	..	..	..	..
	Unclassifiable		..	..	..	..	..	..	..	..	..	..	..	..	..	..
		Urban	..	..	..	..	..	..	..	..	..	..	..	..	..	..
	R		..	..	..	..	..	..	..	..	..	..	..	..	..	..
	U		..	..	..	..	..	..	..	..	..	..	..	..	..	..
	Unclassifiable		..	..	..	..	..	..	..	..	..	..	..	..	..	..
Pondicherry		Rural	..	..	..	..	..	..	..	..	..	..	..	..	..	..
	R		..	..	..	..	..	..	..	..	..	..	..	..	..	..
	U		..	..	..	..	..	..	..	..	..	..	..	..	..	..
	Unclassifiable		..	..	..	..	..	..	..	..	..	..	..	..	..	..
		Urban	..	..	..	..	..	..	..	..	..	..	..	..	..	..
	R		..	..	..	..	..	..	..	..	..	..	..	..	..	..
	U		..	..	..	..	..	..	..	..	..	..	..	..	..	..
	Unclassifiable		..	..	..	..	..	..	..	..	..	..	..	..	..	..
North-East Frontier Agency		Rural	..	..	..	..	..	..	..	..	..	..	..	..	..	..
	R		..	..	..	..	..	..	..	..	..	..	..	..	..	..
	U		..	..	..	..	..	..	..	..	..	..	..	..	..	..
	Unclassifiable		..	..	..	..	..	..	..	..	..	..	..	..	..	..
		Urban	..	..	..	..	..	..	..	..	..	..	..	..	..	..
	R		..	..	..	..	..	..	..	..	..	..	..	..	..	..
	U		..	..	..	..	..	..	..	..	..	..	..	..	..	..
	Unclassifiable		..	..	..	..	..	..	..	..	..	..	..	..	..	..
Nagaland		Rural	..	..	..	..	..	..	..	..	..	..	..	..	..	..
	R		..	..	..	..	..	..	..	..	..	..	..	..	..	..
	U		..	..	..	..	..	..	..	..	..	..	..	..	..	..
	Unclassifiable		..	..	..	..	..	..	..	..	..	..	..	..	..	..
		Urban	..	..	..	..	..	..	..	..	..	..	..	..	..	..
	R		..	..	..	..	..	..	..	..	..	..	..	..	..	..
	U		..	..	..	..	..	..	..	..	..	..	..	..	..	..
	Unclassifiable		..	..	..	..	..	..	..	..	..	..	..	..	..	..

TABLE D-III—MIGRANTS CLASSIFIED BY PLACE OF BIRTH AND

Where born		Rural Urban	Total Migrants Males	Total Migrants Females	Duration of Less than 1 Males	Duration of Less than 1 Females
1		2	3	4	5	6
						NADIA
Sikkim		Rural	..	..	..	..
	R		..	..	..	..
	U		..	..	..	..
	Unclassifiable		..	..	..	..
		Urban	..	..	..	..
	R		..	..	..	..
	U		..	..	..	..
	Unclassifiable		..	..	..	..
Born in Nepal		Rural	198	31	58	2
		Urban	149	44	9	10
Born in Pakistan		Rural	195,453	185,556	5,165	6,697
		Urban	61,142	60,494	2,084	1,579
Born in other countries outside India		Rural	38	58	6	5
		Urban	57	53	2	2
Birth place unclassifiable		Rural	1,766	1,905	194	152
		Urban	69	40	7	1
						24-PARGANAS
TOTAL		Total	1,094,480	1,444,820	90,043	81,682
		Rural	415,532	962,292	32,474	42,793
		Urban	678,948	482,528	57,569	38,889
Born elsewhere in the District of Enumeration		Rural	167,250	745,411	13,146	30,737
	R		163,640	735,247	12,730	30,032
	U		3,584	10,047	414	701
	Unclassifiable		17	117	2	4
		Urban	102,911	90,882	8,778	9,625
	R		60,013	55,368	4,9722	5,582
	U		42,807	35,048	3,802	4,017
	Unclassifiable		91	466	4	26
Born outside the District but within the State of Enumeration		Rural	67,407	62,112	3,525	3,259
	R		60,536	53,339	2,706	2,470
	U		6,781	8,762	729	789
	Unclassifiable		90	11	..	..
		Urban	99,063	80,397	9,648	9,640
	R		52,666	38,138	4,936	4,232
	U		46,280	41,915	4,706	5,387
	Unclassifiable		117	344	6	21
Born in another State						
Andhra Pradesh		Rural	107	36	49	8
	R		103	28	49	6
	U		4	8	..	2
	Unclassifiable		..	..	..	..
		Urban	2,129	1,265	258	75
	R		1,506	1,060	146	51
	U		632	199	112	21
	Unclassifiable		1	6	..	3

DURATION OF RESIDENCE IN PLACE OF ENUMERATION—*contd.*

Where born		Rural Urban	residence in place of Enumeration in years: 1—5 Males	1—5 Females	6—10 Males	6—10 Females	11—15 Males	11—15 Females	16 and over Males	16 and over Females	Period not stated Males	Period not stated Females
1		2	7	8	9	10	11	12	13	14	15	16
							DISTRICT—*concld.*					
Sikkim		Rural	..	..	..	..	..	..	..	..	..	..
	R		..	..	..	..	..	..	..	..	..	..
	U		..	..	..	..	..	..	..	..	..	..
	Unclassifiable		..	..	..	..	..	..	..	..	..	..
		Urban	..	..	..	..	..	..	..	..	..	..
	R		..	..	..	..	..	..	..	..	..	..
	U		..	..	..	..	..	..	..	..	..	..
	Unclassifiable		..	..	..	..	..	..	..	..	..	..
Born in Nepal		Rural	83	13	31	6	19	6	3	4	4	..
		Urban	75	18	29	6	17	9	11	1	8	..
Born in Pakistan		Rural	35,245	36,946	67,932	63,088	80,843	69,070	3,803	7,254	2,465	2,501
		Urban	11,030	8,345	22,493	20,927	20,066	20,998	4,963	8,154	506	491
Born in other countries outside India		Rural	9	13	17	11	5	15	1	9	..	5
		Urban	18	12	11	10	13	10	13	17	..	2
Birth place unclassifiable		Rural	209	264	271	312	197	288	73	272	822	617
		Urban	15	6	9	10	6	9	1	3	31	11
TOTAL		Total	278,405	347,252	255,809	314,993	220,318	253,640	231,185	418,865	18,720	28,388
		Rural	105,663	192,911	95,684	186,981	75,726	159,017	93,427	357,801	12,558	22,789
		Urban	172,742	154,341	160,125	128,012	144,592	94,623	137,758	61,064	6,162	5,599
Born elsewhere in the District of Enumeration		Rural	48,956	142,235	31,628	132,705	22,455	109,723	43,443	311,374	7,622	18,637
	R		47,551	138,354	30,757	131,027	22,017	108,007	43,050	309,342	7,544	18,485
	U		1,400	3,849	868	1,657	438	1,708	391	1,988	73	144
	Unclassifiable		5	32	3	21	..	8	2	44	5	8
		Urban	26,774	28,091	22,337	21,246	18,837	14,140	24,560	15,525	1,625	2,255
	R		14,766	16,518	13,649	11,947	11,083	9,057	14,693	10,566	850	1,698
	U		11,984	11,502	8,662	9,224	7,724	4,941	9,862	4,833	773	531
	Unclassifiable		24	71	26	75	30	142	5	126	2	26
Born outside the District but within the State of Enumeration		Rural	13,522	13,992	9,286	10,107	7,012	8,051	32,620	25,590	1,442	1,113
	R		10,615	10,915	7,736	8,167	6,345	6,948	31,935	23,944	1,109	895
	U		2,900	3,069	1,540	1,940	992	1,101	617	1,645	333	218
	Unclassifiable		7	8	10	..	5	2	68	1	..	..
		Urban	28,166	29,426	21,000	17,726	16,384	11,933	23,203	10,849	662	823
	R		13,260	13,092	11,240	8,204	9,316	6,006	13,626	6,241	288	363
	U		14,859	16,247	9,727	9 443	7,059	5,860	9,564	4,537	365	441
	Unclassifiable		47	87	33	79	9	67	13	71	9	19
Born in another State												
Andhra Pradesh		Rural	24	23	7	4	8	1	19	..	..	..
	R		21	17	7	4	7	1	19	..	..	..
	U		3	6	..	..	1	..	..	..	..	..
	Unclassifiable		..	..	..	..	..	..	..	..	..	..
		Urban	625	334	409	289	279	225	543	338	25	4
	R		455	249	307	258	188	190	412	312	3	..
	U		170	85	101	29	90	34	131	26	22	4
	Unclassifiable		..	..	1	2	..	1	..	..	..	..

TABLE D-III—MIGRANTS CLASSIFIED BY PLACE OF BIRTH AND DURATION OF RESIDENCE IN PLACE OF ENUMERATION—*contd.*

Where born	Rural Urban	Total Migrants		Duration of residence in place of Enumeration in years: Less than 1		1—5		6—10		11—15		16 and over		Period not stated	
		Males	Females	Males	Females	Males	Females	Males	Females	Males	Females	Males	Females	Males	Females
1	2	3	4	5	6	7	8	9	10	11	12	13	14	15	16
						24-PARGANAS—*contd.*									
Assam	Rural	567	497	120	100	212	215	114	88	66	48	36	37	19	9
R		380	292	84	69	126	115	77	54	52	22	27	24	14	8
U		186	202	35	31	86	98	37	33	14	26	9	13	5	1
Unclassifiable		1	3	1	..	..	2	..	1	..	..	..	..	..	..
	Urban	2,312	1,982	342	388	831	839	557	449	371	198	191	100	20	8
R		1,196	933	180	172	447	404	272	202	202	87	88	62	7	6
U		1,111	1,040	158	214	383	435	285	240	169	111	103	38	13	2
Unclassifiable		5	9	4		1	..	..	7	..	..	..	..	..	..
Bihar	Rural	15,773	6,341	6,806	2,783	3,642	1,247	2,089	733	1,133	392	1,560	892	483	294
R		15,389	5,940	6,809	2,753	3,481	1,096	2,014	639	1,099	354	1,517	806	469	292
U		381	399	55	30	160	151	75	92	34	38	43	86	14	2
Unclassifiable		3	2	2	..	1	..	..	2	..	..	..	..	..	..
	Urban	117,907	42,514	14,015	5,313	30,029	13,583	23,323	8,095	23,954	6,663	25,544	8,358	1,042	502
R		92,674	32,982	11,779	4,189	23,396	10,411	18,055	6,384	19,259	5,145	19,351	6,571	834	332
U		25,095	9,261	2,219	1,102	6,595	3,104	5,240	1,712	4,668	1,484	6,173	1,734	200	125
Unclassifiable		138	271	17	22	38	68	28	49	27	34	20	53	8	45
Gujarat	Rural	50	10	14	1	11	2	18	4	2	..	4	3	1	..
R		39	9	8	..	9	2	16	4	2	..	3	3	1	..
U		11	1	6	1	2	..	2	..	..	..	1	..	..	..
Unclassifiable		..	..	..	..	..	..	..	..	..	..	..	..	..	..
	Urban	803	100	41	2	1	3	2	..	..	..	..	..	1	..
R		553	55	34	..	1	..	..	..	..	..	1	..	..	..
U		249	45	7	2	..	3	2	..	..	..	..	..	..	..
Unclassifiable		1	..	..	..	..	..	..	..	..	..	..	..	..	..
Jammu and Kashmir	Rural	5	3	..	..	74	18	43	1	54	4	48	6	..	..
R		3	..	..	..	59	2	31	..	38	1	46	..	..	..
U		2	3	..	..	15	16	12	1	16	3	2	6	..	..
Unclassifiable		..	..	..	..	..	..	..	..	..	..	..	..	..	..
	Urban	279	55	60	26	42	3	9	1	2	..	5	..	11	..
R		221	20	47	17	36	3	6	1	1	..	5	..	7	..
U		58	35	13	9	6	..	3	..	1	..	..	..	4	..
Unclassifiable		..	..	..	..	..	..	..	..	..	..	..	..	..	..
Kerala	Rural	86	9	17	5	346	150	169	45	122	16	118	3	..	..
R		68	6	13	2	195	83	100	21	65	..	85	..	..	..
U		18	3	4	3	151	67	69	24	57	16	33	3	..	..
Unclassifiable		..	..	..	..	..	..	..	..	..	..	..	..	..	..
	Urban	898	239	143	25	82	261	68	168	24	57	19	26	8	14
R		521	115	76	11	62	240	59	151	23	49	16	19	6	11
U		377	124	67	14	20	21	9	17	1	8	3	7	2	3
Unclassifiable		..	..	..	..	..	..	..	..	..	..	..	..	..	..
Madhya Pradesh	Rural	408	681	207	155	2,395	624	2,025	404	1,571	212	1,747	199	81	21
R		371	618	205	148	1,864	447	1,551	269	1,047	185	1,121	156	49	13
U		37	63	2	7	528	177	474	134	523	77	624	43	32	8
Unclassifiable		..	..	..	..	3	..	..	1	1	..	2	..	..	..
	Urban	8,752	1,630	933	170	79	114	80	69	9	30	9	17	8	1
R		6,408	1,169	776	149	74	96	28	60	8	28	9	17	6	1
U		2,338	460	157	21	5	18	2	9	1	2	..	..	2	..
Unclassifiable		6	1	..	..	..	..	..	..	..	..	..	..	..	..
Madras	Rural	159	257	24	26	1,010	734	748	396	546	375	463	578	51	34
R		145	225	20	23	621	464	395	268	304	288	287	477	38	9
U		14	32	4	3	366	262	342	112	237	78	172	91	12	11
Unclassifiable		..	..	..	..	23	8	11	16	5	9	4	10	1	14
	Urban	3,225	2,301	407	184										
R		1,896	1,602	251	96										
U		1,250	637	121	83										
Unclassifiable		79	62	35	5										

TABLE D-III—MIGRANTS CLASSIFIED BY PLACE OF BIRTH AND

Where born	Rural Urban	Total Migrants		Duration of Less than 1	
		Males	Females	Males	Females
1	2	3	4	5	6
					24-PARGANAS
Maharashtra	Rural	64	23	10	3
R		41	6	7	1
U		23	17	3	2
Unclassifiable		..	..	..	..
	Urban	1,397	434	144	45
R		776	192	106	22
U		611	237	38	23
Unclassifiable		10	4	..	..
Mysore	Rural	14	..	2	..
R		9	..	2	..
U		5	..	..	..
Unclassifiable		..	..	..	..
	Urban	484	206	82	50
R		234	71	34	14
U		250	135	48	36
Unclassifiable		..	..	..	..
Orissa	Rural	3,223	1,255	702	84
R		3,042	1,160	678	79
U		177	95	23	5
Unclassifiable		4	..	1	..
	Urban	22,624	5,210	2,014	613
R		18,123	4,163	1,677	471
U		4,435	1,038	327	142
Unclassifiable		66	9	10	..
Punjab	Rural	184	56	33	6
R		153	35	29	2
U		31	21	4	4
Unclassifiable		..	..	..	..
	Urban	4,919	1,308	676	189
R		3,183	904	351	149
U		1,731	401	325	40
Unclassifiable		5	3	..	..
Rajasthan	Rural	91	32	13	1
R		82	28	12	1
U		9	4	1	..
Unclassifiable		..	..	..	..
	Urban	2,098	817	197	65
R		1,558	581	154	49
U		516	221	43	15
Unclassifiable		24	15	..	1
Uttar Pradesh	Rural	3,533	1,521	1,035	312
R		3,288	1,343	975	304
U		242	178	60	8
Unclassifiable		3	..	..	..
	Urban	47,363	15,729	4,426	1,069
R		37,646	12,779	3,437	840
U		9,649	2,905	983	225
Unclassifiable		68	45	6	4
Andaman and Nicobar Islands	Rural	2	..	..	..
R		2	..	..	..
U		..	..	..	..
Unclassifiable		..	..	..	..
	Urban	3	21	1	1
R		1	13	..	..
U		2	8	1	1
Unclassifiable		..	..	..	..

DURATION OF RESIDENCE IN PLACE OF ENUMERATION—*contd.*

residence in place of Enumeration in years									
1—5		6—10		11—15		16 and over		Period not stated	
Males	Females	Males	Females	Males	Females	Males	Females	Males	Females
7	8	9	10	11	12	13	14	15	16
DISTRICT—*contd.*									
20	6	13	7	6	2	5	4	1	1
14	..	13	2	3	2	3	1	1	..
15	6	..	5	3	..	2	3	..	1
..	..	..	..	..	..	..	..	..	..
344	212	265	88	267	56	372	30	5	3
159	101	149	32	170	20	189	17	3	1
183	111	116	54	93	34	179	13	2	2
2	..	..	2	4	2	4	..	..	..
7	..	4	..	1	..	..	..	..	..
4	..	3	..	..	..	..	..	..	..
3	..	1	..	1	..	..	..	..	..
..	..	..	..	..	..	..	..	..	..
186	115	93	19	61	8	60	8	2	6
89	34	49	12	17	5	43	4	2	2
97	81	44	7	44	3	17	4	..	4
..	..	..	..	..	..	..	..	..	..
842	369	624	260	337	159	666	372	52	11
779	318	579	241	315	152	641	360	50	10
61	51	45	19	22	7	25	12	1	1
2	..	..	..	..	..	..	..	1	..
5,067	1,805	5,135	974	4,911	803	4,385	970	212	45
4,810	1,344	4,261	768	3,826	608	3,363	845	186	37
1,130	459	860	204	1,076	105	1,018	123	24	5
27	2	14	2	9	..	4	2	2	3
84	26	22	10	10	6	26	8	9	..
64	18	21	9	5	4	25	2	9	..
20	8	1	1	5	2	1	6	..	..
..	..	..	..	..	..	..	..	..	..
1,523	560	1,088	277	904	176	708	85	20	21
966	382	779	176	624	123	444	58	19	16
556	176	306	101	279	53	264	26	1	5
1	2	3	..	1	..	..	1	..	..
26	14	19	11	14	1	13	5	6	..
24	12	17	10	13	..	11	5	5	..
2	2	2	1	1	1	2	..	1	..
..	..	..	..	..	..	..	..	..	..
604	251	618	219	357	176	317	93	5	13
451	163	497	162	256	135	195	62	5	10
143	82	112	52	96	40	122	31	..	1
10	6	9	5	5	1	..	..	..	2
719	526	576	318	438	165	420	151	345	49
644	461	526	274	417	137	386	121	340	46
73	65	50	44	21	28	33	30	5	3
2	..	..	..	..	..	1	..	..	..
13,164	4,581	10,019	4,033	8,377	2,649	11,243	3,177	134	220
10,083	3,517	7,817	3,423	6,901	2,181	9,294	2,643	114	175
3,055	1,059	2,190	602	1,461	461	1,940	521	20	37
26	5	12	8	15	7	9	13	..	8
1	..	..	..	1	..	..	..	..	..
1	..	..	..	1	..	..	..	..	..
..	..	..	..	..	..	..	..	..	..
..	..	..	..	..	..	..	..	..	..
1	10	1	6	..	4	..	..	..	..
1	6	..	4	..	3	..	..	..	..
..	4	1	2	..	1	..	..	..	..
..	..	..	..	..	..	..		..	..

TABLE D-III—MIGRANTS CLASSIFIED BY PLACE OF BIRTH AND

Where born		Rural Urban	Total Migrants		Duration of Less than 1	
			Males	Females	Males	Females
1		2	3	4	5	6
						24-PARGANAS
Delhi		Rural	49	84	8	13
	R		21	31	5	4
	U		28	53	3	9
	Unclassifiable		..	..	..	..
		Urban	818	286	55	37
	R		200	44	5	2
	U		617	241	49	35
	Unclassifiable		1	1	1	..
Himachal Pradesh		Rural	..	3	..	..
	R		..	..	..	..
	U		..	3	..	..
	Unclassifiable		..	..	..	..
		Urban	129	52	12	13
	R		79	39	12	10
	U		50	13	..	3
	Unclassifiable		..	..	..	..
Laccadive, Minicoy and Amindivi Islands		Rural	..	..	..	..
	R		..	..	..	..
	U		..	..	..	..
	Unclassifiable		..	..	..	..
		Urban	..	..	..	..
	R		..	..	..	..
	U		..	..	..	..
	Unclassifiable		..	..	..	..
Manipur		Rural	15	2	6	..
	R		11	..	4	..
	U		4	2	2	..
	Unclassifiable		..	..	..	..
		Urban	27	2	1	..
	R		15	..	..	..
	U		12	2	1	..
	Unclassifiable		..	..	..	..
Tripura		Rural	187	188	24	14
	R		168	176	19	9
	U		19	12	5	5
	Unclassifiable		..	..	..	..
		Urban	359	301	51	28
	R		521	293	30	21
	U		337	92	21	7
	Unclassifiable		1	6	..	..
Dadra and Nagar Haveli		Rural	..	..	..	..
	R		..	..	..	..
	U		..	..	..	..
	Unclassifiable		..	..	..	..
		Urban	..	..	..	..
	R		..	..	..	..
	U		..	..	..	..
	Unclassifiable		..	..	..	..
Goa, Daman and Diu		Rural	..	..	..	..
	R		..	..	..	..
	U		..	..	..	..
	Unclassifiable		..	..	..	..
		Urban	4	..	..	..
	R		..	..	..	..
	U		4	..	..	..
	Unclassifiable		..	..	..	..

DURATION OF RESIDENCE IN PLACE OF ENUMERATION—*contd.*

residence in place of Enumeration in years									
1—5		6—10		11—15		16 and over		Period not stated	
Males	Females	Males	Females	Males	Females	Males	Females	Males	Females
7	8	9	10	11	12	13	14	15	16
DISTRICT—*contd.*									
14	32	14	17	4	9	5	12	4	1
3	11	9	4	1	4	2	7	1	1
11	21	5	13	3	5	3	5	3	..
..	..	..	..	..	..	..	..	..	..
224	124	231	74	158	27	149	23	1	1
55	18	54	11	53	6	33	7	..	..
169	105	177	63	105	21	116	16	1	1
..	1	..	..	..	..	..	..	..	..
..	..	..	..	..	1	..	2	..	..
..	..	..	..	..	..	..	..	..	..
..	..	..	..	..	1	..	2	..	..
..	..	..	..	..	..	..	..	..	..
20	32	29	5	34	2	34	..	..	..
13	25	18	4	20	..	16	..	..	..
7	7	11	1	14	2	18	..	..	..
..	..	..	..	..	..	..	..	..	..
..	..	..	..	..	..	..	..	..	..
..	..	..	..	..	..	..	..	..	..
..	..	..	..	..	..	..	..	..	..
..	..	..	..	..	..	..	..	..	..
6	1	3	1	..	..	..	..	..	..
5	..	2	..	..	..	..	..	..	..
1	1	1	1	..	..	..	..	..	..
..	..	..	..	..	..	..	..	..	..
12	2	8	..	5	..	1	..	..	..
8	..	5	..	1	..	1	..	..	..
4	2	3	..	4	..	..	..	..	..
..	..	..	..	..	..	..	..	..	..
74	53	35	35	23	51	26	24	5	11
68	48	31	34	23	51	22	23	5	11
6	5	4	1	..	..	4	1	..	..
..	..	..	..	..	..	..	..	..	..
239	150	219	106	199	72	132	32	19	3
148	103	134	81	120	62	73	24	16	2
90	45	85	23	79	10	59	6	3	1
1	2	..	2	..	..	..	2	..	..
..	..	..	..	..	..	..	..	..	..
..	..	..	..	..	..	..	..	..	..
..	..	..	..	..	..	..	..	..	..
..	..	..	..	..	..	..	..	..	..
..	..	..	..	..	..	..	..	..	..
..	..	..	..	..	..	..	..	..	..
..	..	..	..	..	..	..	..	..	..
..	..	..	..	..	..	..	..	..	..
..	..	..	..	..	..	..	..	..	..
..	..	..	..	..	..	..	..	..	..
..	..	..	..	..	..	..	..	..	..
..	..	..	..	..	..	..	..	..	..
..	..	..	..	..	..	..	..	..	..
..	..	4	..	..	..	..	..	..	..
..	..	..	..	..	..	..	..	..	..
..	..	4	..	..	..	..	..	..	..
..	..	..	..	..	..	..	..	..	..

TABLE D-III—MIGRANTS CLASSIFIED BY PLACE OF BIRTH AND DURATION OF RESIDENCE IN PLACE OF ENUMERATION—*contd.*

Where born	Rural Urban	Total Migrants Males	Total Migrants Females	Duration of residence in place of Enumeration in years: Less than 1 Males	Less than 1 Females	1—5 Males	1—5 Females	6—10 Males	6—10 Females	11—15 Males	11—15 Females	16 and over Males	16 and over Females	Period not stated Males	Period not stated Females
1	2	3	4	5	6	7	8	9	10	11	12	13	14	15	16
						24-PARGANAS—*contd.*									
Pondicherry	Rural	..	..	..	..	..	..	..	..	..	..	..	..	..	..
R		..	..	..	..	..	..	..	..	..	..	..	..	..	..
U		..	..	..	..	..	..	..	..	..	..	..	..	..	..
Unclassifiable		..	..	..	..	..	..	..	..	..	..	..	..	..	..
	Urban	3	..	..	..	..	..	3	..	..	..	..	..	..	..
R		..	..	..	..	..	..	..	..	..	..	..	..	..	..
U		3	..	..	..	..	..	3	..	..	..	..	..	..	..
Unclassifiable		..	..	..	..	..	..	..	..	..	..	..	..	..	..
North-East Frontier Agency	Rural	..	..	..	..	..	..	..	..	..	..	..	..	..	..
R		..	..	..	..	..	..	..	..	..	..	..	..	..	..
U		..	..	..	..	..	..	..	..	..	..	..	..	..	..
Unclassifiable		..	..	..	..	..	..	..	..	..	..	..	..	..	..
	Urban	6	..	..	..	..	..	..	..	2	..	4	..	..	..
R		6	..	..	..	..	..	..	..	2	..	4	..	..	..
U		..	..	..	..	..	..	..	..	..	..	..	..	..	..
Unclassifiable		..	..	..	..	..	..	..	..	..	..	..	..	..	..
Nagaland	Rural	1	1	1	..	..	1	..	..	..	..	..	..	..	..
R		1	..	1	..	..	..	..	..	..	..	..	..	..	..
U		..	1	..	..	..	1	..	..	..	..	..	..	..	..
Unclassifiable		..	..	..	..	..	..	..	..	..	..	..	..	..	..
	Urban	22	..	4	..	2	..	1	..	7	..	8	..	..	..
R		9	..	1	..	1	..	..	..	4	..	3	..	..	..
U		13	..	3	..	1	..	1	..	3	..	5	..	..	..
Unclassifiable		..	..	..	..	..	..	..	..	..	..	..	..	..	..
Sikkim	Rural	..	..	..	..	..	..	..	..	..	..	..	..	..	..
R		..	..	..	..	..	..	..	..	..	..	..	..	..	..
U		..	..	..	..	..	..	..	..	..	..	..	..	..	..
Unclassifiable		..	..	..	..	..	..	..	..	..	..	..	..	..	..
	Urban	..	..	..	..	..	..	..	..	..	..	..	..	..	..
R		..	..	..	..	..	..	..	..	..	..	..	..	..	..
U		..	..	..	..	..	..	..	..	..	..	..	..	..	..
Unclassifiable		..	..	..	..	..	..	..	..	..	..	..	..	..	..
Born in Nepal	Rural	346	42	60	8	105	18	50	11	24	2	35	3	12	..
	Urban	3,411	1,154	408	159	1,026	429	983	299	557	168	421	89	16	10
Born in Pakistan	Rural	155,025	142,139	6,471	5,174	37,041	33,652	51,013	42,238	44,098	40,148	14,403	18,927	1,999	2,000
	Urban	255,716	233,781	14,773	10,999	58,865	71,975	70,341	73,045	66,334	56,548	43,187	20,478	2,216	736
Born in other countries outside India	Rural	257	110	15	10	27	23	27	19	26	21	67	35	95	2
	Urban	556	472	35	27	139	180	149	126	109	88	116	44	8	7
Birth place unclassifiable	Rural	729	1,479	126	94	57	95	33	175	33	150	45	319	435	646
	Urban	220	1,300	65	146	61	70	16	63	8	65	53	73	17	888

TABLE D-III—MIGRANTS CLASSIFIED BY PLACE OF BIRTH AND

Where born	Rural Urban	Total Migrants Males	Total Migrants Females	Duration of Less than 1 Males	Duration of Less than 1 Females
1	2	3	4	5	6
					CAL
TOTAL	Urban	**1,066,091**	**475,652**	**63,514**	**24,276**
Born outside the district but within the State of Enumeration	Urban	193,756	116,208	14,185	7,305
R		145,173	88,548	9,886	5,320
U		48,464	27,671	4,286	1,970
Unclassifiable		119	89	13	5
Born in another State					
Andhra Pradesh	Urban	4,414	1,777	294	170
R		2,800	1,053	205	97
U		1,611	724	89	73
Unclassifiable		3	..	..	..
Assam	Urban	5,391	3,227	550	345
R		2,995	1,488	311	155
U		2,394	1,735	239	190
Unclassifiable		2	4	..	..
Bihar	Urban	288,924	56,42	17,893	3,524
R		240,522	44,224	14,462	2,749
U		48,153	12,110	3,422	770
Unclassifiable		249	91	9	5
Gujarat	Urban	7,540	5,976	323	408
R		4,906	3,685	196	222
U		2,629	2,282	127	186
Unclassifiable		5	9	..	..
Jammu and Kashmir	Urban	580	244	72	22
R		324	95	48	8
U		256	140	24	14
Unclassifiable		..	..	..	..
Kerala	Urban	5,892	2,079	494	244
R		3,409	1,076	318	124
U		2,480	999	176	120
Unclassifiable		3	4	..	..
Madhya Pradesh	Urban	13,879	3,119	630	226
R		10,415	1,878	449	127
U		3,460	1,240	181	99
Unclassifiable		4	1	..	..
Madras	Urban	10,090	4,474	1,029	379
R		5,771	2,013	619	193
U		4,309	2,451	409	186
Unclassifiable		10	10	1	..
Maharashtra	Urban	5,650	3,359	750	273
R		3,181	1,136	480	96
U		2,464	2,217	270	177
Unclassifiable		5	6	..	..
Mysore	Urban	1,228	951	130	118
R		591	322	66	48
U		633	629	64	70
Unclassifiable		4	..	..	..
Orissa	Urban	50,405	6,400	4,231	654
R		41,196	4,777	3,249	512
U		9,189	1,615	982	142
Unclassifiable		20	8	..	..
Punjab	Urban	17,409	7,074	1,233	476
R		12,322	4,681	869	311
U		5,143	2,390	364	165
Unclassifiable		4	3	..	..

DURATION OF RESIDENCE IN PLACE OF ENUMERATION—*contd.*

residence in place of Enumeration in years									
1—5		6—10		11—15		16 and over		Period not stated	
Males	Females	Males	Females	Males	Females	Males	Females	Males	Females
7	8	9	10	11	12	13	14	15	16
CUTTA									
234,969	**89,596**	**260,127**	**111,209**	**263,115**	**129,986**	**239,917**	**118,525**	**4,449**	**2,060**
49,546	27,218	44,322	25,053	38,864	23,710	46,015	32,477	824	545
36,580	20,610	33,057	19,498	29,416	17,825	35,609	24,896	625	389
12,932	6,595	11,244	5,541	9,434	5,869	10,384	7,550	184	146
34	13	21	14	14	16	22	31	15	10
1,203	485	1,202	405	888	369	804	336	23	12
812	306	767	254	577	217	430	176	9	3
390	179	435	151	310	152	373	160	14	9
1	..	..	..	1	..	1	..	..	..
1,525	846	1,306	713	1,104	595	876	711	30	17
878	408	753	349	593	273	445	300	15	3
647	435	552	364	510	322	431	411	15	13
..	3	1	..	1	..	..	..	..	1
66,179	12,551	69,386	13,293	64,633	11,444	68,881	15,221	1,952	392
53,246	9,833	58,892	10,535	54,293	9,113	57,892	11,672	1,737	322
12,853	2,696	10,448	2,738	10,312	2,321	10,916	3,528	202	57
80	22	46	20	28	10	73	21	13	13
1,910	1,791	2,091	1,264	1,570	1,081	1,640	1,380	6	52
1,233	1,018	1,396	802	1,028	675	1,050	931	3	37
674	772	695	462	541	406	589	448	3	8
3	1	..	..	1	..	1	1	..	7
214	60	96	43	93	58	103	61	2	..
138	21	36	10	54	20	48	36	..	..
76	39	60	33	39	38	55	25	2	..
..	..	..	..	..	..	..	..	..	..
1,875	701	1,441	416	1,025	336	1,049	363	8	19
1,115	379	700	243	602	154	581	167	3	9
700	320	649	173	422	182	468	194	5	10
..	2	2	..	1	..	..	2	..	..
5,377	717	3,285	740	2,353	622	2,224	804	10	10
4,497	411	2,364	476	1,684	377	1,412	482	9	5
880	306	918	264	668	245	812	321	1	5
..	..	3	..	1	..	..	1	..	..
2,889	1,246	2,530	931	1,750	774	1,857	1,121	35	23
1,636	573	1,509	411	995	393	994	436	18	7
1,251	672	1,020	517	751	378	862	685	16	13
2	1	1	3	4	3	1	..	1	3
1,944	906	1,122	679	868	602	939	826	27	13
1,230	295	604	245	412	232	436	265	19	3
712	611	518	433	455	426	501	560	8	10
2	..	..	1	1	4	2	1	..	..
399	273	256	193	226	166	217	197	..	4
175	106	127	61	122	60	101	45	..	2
224	167	129	132	103	106	113	152	..	2
..	..	..	..	1	..	3	..	..	..
12,808	1,817	11,905	1,248	10,390	1,247	10,961	1,412	110	22
10,249	1,374	9,855	900	8,570	923	9,174	1,047	99	21
2,555	441	2,042	347	1,818	323	1,783	361	9	1
4	2	8	1	2	1	4	4	2	..
5,132	1,800	4,457	1,737	3,282	1,397	3,339	1,639	26	25
3,746	1,251	3,192	1,195	2,258	904	2,235	1,005	22	15
1,386	548	1,265	542	1,024	493	1,100	634	4	8
..	1	..	..	..	..	4	..	..	2

TABLE D-III—MIGRANTS CLASSIFIED BY PLACE OF BIRTH AND DURATION OF RESIDENCE IN PLACE OF ENUMERATION—*contd.*

Where born	Rural Urban	Total Migrants		Duration of residence in place of Enumeration in years: Less than 1		1—5		6—10		11—15		16 and over		Period not stated	
		Males	Females	Males	Females	Males	Females	Males	Females	Males	Females	Males	Females	Males	Females
1	2	3	4	5	6	7	8	9	10	11	13	13	14	15	16
					CAL	CUTTA—*contd.*									
Rajasthan	Urban	18,415	17,143	1,194	1,414	4,000	3,758	4,662	3,960	3,821	3,146	4,113	5,096	26	69
	R	13,327	11,620	878	827	3,478	2,466	3,204	2,807	2,673	2,215	2,985	3,269	19	36
	U	5,474	5,791	316	586	1,508	1,285	1,367	1,148	1,148	928	1,128	1,825	7	19
	Unclassifiable	14	32	..	1	13	7	1	5	..	3	..	2	..	14
Uttar Pradesh	Urban	100,589	29,975	6,531	2,133	23,574	7,006	24,455	6,859	21,078	5,775	24,530	8,085	421	117
	R	80,235	21,906	5,242	1,575	18,247	5,205	19,609	4,921	16,851	4,295	19,905	5,833	381	77
	U	20,219	8,039	1,285	557	5,273	1,797	4,811	1,937	4,207	1,468	4,604	2,243	39	37
	Unclassifiable	135	30	4	1	54	4	35	1	20	12	21	9	1	3
Andaman and Nicobar Islands	Urban	17	35	1	1	4	6	6	7	4	20	2	1	..	..
	R	6	27	1	..	1	2	2	5	1	19	1	1	..	..
	U	11	8	..	1	3	4	4	2	3	1	1	..	..	..
	Unclassifiable	..	..	..	..	..	..	..	..	..	..	..	..	..	..
Delhi	Urban	2,923	1,794	233	133	786	468	737	371	560	335	605	478	7	9
	R	858	388	64	22	213	78	221	80	176	65	184	142	..	1
	U	2,070	1,404	169	111	573	390	516	291	384	269	421	336	7	7
	Unclassifiable	..	2	..	..	..	..	..	..	..	1	..	..	..	1
Himachal Pradesh	Urban	205	85	18	11	49	34	60	24	37	11	41	5	..	..
	R	112	44	15	8	23	16	32	12	24	6	18	2	..	..
	U	93	41	3	3	26	18	28	12	13	5	23	3	..	..
	Unclassifiable	..	..	..	..	..	..	..	..	..	..	..	..	..	..
Laccadive, Minicoy and Amindivi Islands	Urban	30	..	4	..	4	..	12	..	7	..	3	..	..	..
	R	30	..	4	..	4	..	12	..	7	..	3	..	..	..
	U	..	..	..	..	..	..	..	..	..	..	..	..	..	..
	Unclassifiable	..	..	..	..	..	..	..	..	..	..	..	..	..	..
Manipur	Urban	144	45	25	3	49	11	24	13	27	17	19	1	..	..
	R	124	28	23	1	39	4	23	5	22	17	17	1	..	..
	U	20	17	2	2	10	7	1	8	5	..	2	..	..	..
	Unclassifiable	..	..	..	..	..	..	..	..	..	..	..	..	..	..
Tripura	Urban	727	284	34	17	191	75	205	67	177	64	119	58	1	3
	R	506	148	19	11	139	48	135	27	120	31	92	29	1	2
	U	221	132	15	6	52	27	70	36	57	33	27	29	..	1
	Unclassifiable	..	4	..	..	..	..	..	4	..	..	..	..	..	..
Dadra and Nagar Haveli	Urban	..	..	..	..	..	..	..	..	..	..	..	..	..	..
	R	..	..	..	..	..	..	..	..	..	..	..	..	..	..
	U	..	..	..	..	..	..	..	..	..	..	..	..	..	..
	Unclassifiable	..	..	..	..	..	..	..	..	..	..	..	..	..	..
Goa, Daman and Diu	Urban	151	44	8	1	54	15	36	11	25	10	28	7	..	..
	R	64	14	4	1	19	2	16	5	11	4	14	2	..	..
	U	87	29	4	..	35	13	20	6	14	5	14	5	..	..
	Unclassifiable	..	1	..	..	..	..	..	..	..	1	..	..	..	..
Pondicherry	Urban	9	12	2	..	5	4	1	4	..	2	1	2	..	..
	R	8	10	2	..	5	4	1	4	..	..	..	2	..	..
	U	1	2	..	..	..	..	..	..	..	2	1	..	..	..
	Unclassifiable	..	..	..	..	..	..	..	..	..	..	..	..	..	..
North-East Frontier Agency	Urban	..	..	..	..	..	..	..	..	..	..	..	..	..	..
	R	..	..	..	..	..	..	..	..	..	..	..	..	..	..
	U	..	..	..	..	..	..	..	..	..	..	..	..	..	..
	Unclassifiable	..	..	..	..	..	..	..	..	..	..	..	..	..	..
Nagaland	Urban	26	3	4	1	17	1	3	..	..	1	1	..	1	..
	R	12	2	..	..	11	1	1	..	..	1	..	..	..	..
	U	14	1	4	1	6	..	2	..	..	..	1	..	1	..
	Unclassifiable	..	..	..	..		..	..	..	..	..	..	..	..	..
Sikkim	Urban	5	7	..	..	2	..	1	1	1	..	..	..	1	6
	R	..	..	..	..	..	..	..	..	..	..	..	..	..	..
	U	..	..	..	..	..	..	..	..	..	..	..	..	..	..
	Unclassifiable	5	7	..	..	2	..	1	1	1	..	..	..	1	6
Born in Nepal	Urban	8,718	2,502	686	152	2,307	686	2,378	578	1,739	500	1,587	579	21	7
Born in Pakistan	Urban	321,475	206,730	11,281	5,925	50,541	26,103	82,960	51,404	107,354	76,522	68,463	46,133	876	643
Born in other countries outside India	Urban	6,523	5,074	1,437	291	1,275	936	1,109	1,180	1,205	1,097	1,467	1,509	30	61
Birth Place unclassifiable	Urban	511	206	242	50	111	82	79	15	34	25	33	23	12	11

TABLE D-III—MIGRANTS CLASSIFIED BY PLACE OF BIRTH AND

Where born		Rural Urban	Total Migrants Males	Total Migrants Females	Duration of Less than 1 Males	Duration of Less than 1 Females
1		2	3	4	5	6
						BURDWAN
TOTAL		**Total**	**1,838,432**	**3,555,073**	**197,406**	**208.132**
		Rural	**1,025,828**	**2,991,588**	**124,656**	**155,593**
		Urban	**812,604**	**563,485**	**72,750**	**52,539**
Born elsewhere in the District of Enumeration		Rural	553,020	2,386,807	56,414	111,928
	R		530,982	2,343,425	53,836	107,412
	U		22,382	42,015	2,537	4,460
	Unclassifiable		256	1,367	41	56
		Urban	168,490	168,570	15,189	15,683
	R		119,840	117,069	10,306	9,206
	U		48,495	51,340	4,873	6,472
	Unclassifiable		161	161	10	5
Born outside the District but within the State of Enumeration		Rural	158,458	370,332	23,456	22,453
	R		133,525	332,535	10,073	10,093
	U		24,769	37,471	3,449	3,346
	Unclassifiable		164	326	34	14
		Urban	148,328	135,759	15,519	12,305
	R		91,015	65,357	9,425	5,963
	U		56,898	70,156	6,062	6,419
	Unclassifiable		415	246	32	13
Born in another State						
Andhra Pradesh		Rural	1,429	965	203	121
	R		1,156	763	153	76
	U		271	200	50	45
	Unclassifiable		2	2	..	..
		Urban	5,185	7,163	377	481
	R		3,706	5,041	259	361
	U		1,482	2,119	118	120
	Unclassifiable		3	3	..	..
Assam		Rural	988	844	107	143
	R		650	566	132	96
	U		307	274	65	47
	Unclassifiable		31	1	..	..
		Urban	2,805	1,744	384	280
	R		1,516	766	220	125
	U		1,376	971	164	154
	Unclassifiable		3	7	..	1
Bihar		Rural	144,274	100,807	25,306	11,608
	R		137,793	104,699	24,362	11,071
	U		6,359	5,032	1,011	525
	Unclassifiable		122	76	23	12
		Urban	188,967	77,427	18,407	9,442
	R		157,862	57,161	15,442	7,173
	U		30,787	20,170	2,906	2,267
	Unclassifiable		318	96	59	2
Gujarat		Rural	595	246	92	25
	R		447	173	69	17
	U		146	72	23	8
	Unclassifiable		2	1	..	..
		Urban	1,695	952	176	94
	R		1,075	429	107	37
	U		620	523	69	57
	Unclassifiable		..	..	..	..

DURATION OF RESIDENCE IN PLACE OF ENUMERATION—*contd.*

residence in place of Enumeration in years										
1—5		6—10		11—15		16 and over		Period not stated	
Males	Females	Males	Females	Males	Females	Males	Females	Males	Females
7	8	9	10	11	12	13	14	15	16
DIVISION									
525,765	**731,786**	**374,434**	**631,629**	**291,370**	**569,998**	**409,754**	**1,355,348**	**39,703**	**58,180**
298,157	**583,648**	**186,294**	**514,957**	**142,311**	**465,441**	**247,826**	**1,223,215**	**26.584**	**48,734**
227,608	**148,138**	**188,140**	**116,672**	**149,059**	**104,557**	**161,928**	**132,133**	**13.119**	**9,446**
158,267	446,605	89,456	393,876	70,124	368,293	166,084	1,029,351	13,281	36,754
151,215	435,616	85,225	386,293	67,050	361,851	161,065	1,016,313	12,591	35,940
6,987	10,780	4,191	7,378	3,053	6,230	4,950	12,485	664	682
65	209	34	205	21	212	69	553	26	132
44,163	38,653	30,779	28,243	23,816	25,301	49,705	55,797	4,847	4,893
29,250	26,208	20,282	19,515	16,941	16,716	41,409	42,687	1,652	2,737
14,873	12,417	10,486	8,717	6,871	8,566	8,288	13,080	3,104	2,088
40	28	11	11	4	19	8	30	91	68
48,198	76,223	25,622	64,066	18,119	56,681	39,878	145,673	3,185	5,236
38,044	65,454	21,099	57,014	15,459	51,409	35,306	134,882	2,744	4,683
9,226	10,706	4,478	7,022	2,648	5,231	4,544	10,666	424	500
28	63	45	30	12	41	28	125	17	53
47,103	38,289	31,175	27,416	24,127	21,968	28,105	33,529	2,299	2,162
27,792	18,275	18,954	12,763	15,703	10,569	17,840	16,857	1,301	930
19,188	19,952	12,157	14,609	8,389	11,370	10,192	16,642	910	1,164
123	62	64	44	35	29	73	30	88	68
549	310	290	211	205	150	167	164	15	9
426	220	248	184	174	135	143	141	12	7
123	90	40	26	31	15	24	22	3	2
..	..	2	1	..	..	..	1	..	..
1,447	1,950	1,215	1,503	962	1,539	1,167	1,630	17	60
996	1,278	922	1,075	693	1,013	817	1,295	13	29
450	672	292	426	268	525	350	345	4	31
1	..	1	2	1	1	..	..	..	..
290	307	198	175	136	96	133	109	34	14
190	228	147	111	95	57	83	73	3	4
100	78	50	64	41	39	50	36	1	10
..	1	1	..	..	..	..	..	30	..
1,088	617	707	379	437	194	258	251	21	23
565	280	305	163	239	78	116	110	11	10
521	335	341	213	198	115	142	141	10	13
2	2	1	3	..	1	..	..	..	..
43,561	26,397	26,451	20,622	19,504	15,613	25,333	32,914	4,029	2,653
41,338	24,994	25,349	19,668	18,663	14,810	24,198	31,593	3,883	2,563
2,188	1,384	1,085	945	832	795	1,122	1,304	121	79
35	19	17	9	9	8	13	17	25	11
52,026	22,086	45,231	16,099	33,606	13,330	36,669	15,600	3,028	870
43,293	16,465	38,140	11,950	27,927	9,546	30,415	11,512	2,645	515
8,642	5,598	7,038	4,109	5,645	3,773	6,206	4,078	350	345
91	23	53	40	34	11	48	10	33	10
201	117	126	54	76	23	97	26	8	1
145	82	94	36	58	18	79	20	2	..
56	35	31	17	18	5	18	6	..	1
..	..	1	1	..	..	..	..	1	..
553	260	494	277	246	152	215	103	11	66
355	112	320	142	151	69	136	54	6	15
198	148	174	135	95	83	79	49	5	51
..	..	..	..	..	..	..	..	..	..

TABLE D-III—MIGRANTS CLASSIFIED BY PLACE OF BIRTH AND

Where born	Rural Urban	Total Migrants		Duration of Less than 1	
		Males	Females	Males	Females
1	2	3	4	5	6
					BURDWAN
Jammu and Kashmir	Rural	32	14	4	1
R		14	8	2	1
U		18	6	2	..
Unclassifiable		..	..	..	..
	Urban	87	595	5	55
R		38	220	1	10
U		49	375	4	45
Unclassifiable		..	..	..	..
Kerala	Rural	482	141	71	34
R		336	84	51	19
U		145	56	20	15
Unclassifiable		1	1	..	..
	Urban	1,327	716	84	44
R		699	425	56	18
U		628	321	28	26
Unclassifiable		..	..	..	..
Madhya Pradesh	Rural	2,853	1,649	372	217
R		2,505	1,372	313	180
U		347	277	59	37
Unclassifiable		1	..	..	..
	Urban	5,699	5,341	650	476
R		4,040	3,772	501	349
U		1,657	1,564	148	127
Unclassifiable		2	6	1	..
Madras	Rural	1,367	746	284	120
R		1,081	514	232	88
U		286	230	52	32
Unclassifiable		..	2	..	..
	Urban	7,634	7,095	701	386
R		5,129	5,143	470	234
U		2,495	1,945	231	151
Unclassifiable		10	7	..	1
Maharashtra	Rural	456	218	87	44
R		207	62	50	16
U		249	155	37	28
Unclassifiable		..	1	..	..
	Urban	1,439	1,454	109	122
R		679	657	45	60
U		749	794	62	62
Unclassifiable		11	3	2	..
Mysore	Rural	140	69	36	16
R		79	34	15	9
U		61	35	21	7
Unclassifiable		..	..	..	..
	Urban	387	488	63	79
R		173	280	41	51
U		212	208	21	28
Unclassifiable		2	..	1	..
Orissa	Rural	26,031	17,158	4,732	1,124
R		24,383	16,464	4,492	1,050
U		1,637	691	238	74
Unclassifiable		11	3	2	..
	Urban	33,436	10,154	3,002	802
R		28,241	7,338	3,424	630
U		5,133	2,802	477	172
Unclassifiable		62	14	1	..

DURATION OF RESIDENCE IN PLACE OF ENUMERATION— *contd.*

residence in place of Enumeration in years									
1—5		6—10		11—15		16 and over		Period not stated	
Males	Females	Males	Females	Males	Females	Males	Females	Males	Females
7	8	9	10	11	12	13	14	15	16
DIVISION—contd.									
20	11	5	1	1	1	1	..	1	..
6	5	4	1	1	1	..	..	1	..
14	6	1	..	..	..	1	..	..	..
..	..	..	..	..	..	..	..	..	..
36	162	26	144	14	117	6	117	..	..
22	71	8	48	4	17	3	74	..	..
14	91	18	96	10	100	3	43	..	..
..	..	..	..	..	..	..	..	..	..
218	60	80	18	28	12	50	13	35	4
141	34	53	14	21	8	45	8	25	1
77	26	26	3	7	4	5	5	10	3
..	..	1	1	..	..	..	..	..	..
511	222	261	173	240	162	229	140	2	5
281	123	120	98	82	94	153	92	2	..
225	99	141	75	158	68	76	48	..	5
..	..	..	..	..	..	..	..	..	..
714	568	486	280	540	230	720	333	21	21
577	447	438	239	499	200	660	296	18	10
136	121	48	41	41	30	60	37	3	11
1	..	..	..	..	..	..	..	..	..
1,775	1,404	1,352	1,043	830	1,057	1,080	1,339	12	22
1,154	1,008	985	706	617	693	775	1,003	8	13
621	395	366	336	213	361	305	336	4	9
..	1	1	1	..	3	..	..	..	..
583	303	235	154	157	82	110	75	39	12
402	185	200	126	122	61	99	51	26	3
131	117	35	28	35	20	20	24	13	9
..	1	..	..	..	1	..	..	..	..
2,409	1,572	2,062	1,889	1,315	1,522	1,090	1,679	57	47
1,563	1,103	1,435	1,292	899	1,218	745	1,266	17	30
843	468	621	592	415	304	345	413	40	17
3	1	6	5	1	..	..	..	..	..
222	94	71	39	27	16	38	20	11	5
85	25	33	7	11	4	20	9	8	1
137	69	38	31	16	12	18	11	3	4
..	..	..	1	..	..	..	..	..	..
542	339	389	418	192	281	192	269	15	25
237	174	186	142	114	158	93	116	4	7
302	163	203	275	72	123	99	153	11	18
3	2	..	1	6	..	..	..	..	..
50	27	20	9	22	10	9	6	3	1
18	7	18	7	19	7	8	3	1	1
32	20	2	2	3	3	1	3	2	..
..	..	..	..	..	..	..	..	..	..
192	137	59	137	25	41	29	57	19	37
68	72	20	76	14	26	18	45	12	10
123	65	39	61	11	15	11	12	7	27
1	..	..	..	..	..	..	..	..	..
7,412	3,918	4,123	3,178	3,695	2,224	5,271	6,234	798	480
6,731	3,714	3,801	3,041	3,483	2,126	5,082	6,058	788	475
680	204	321	135	211	98	181	175	6	5
1	..	1	2	1	..	2	1	4	..
10,706	2,868	7,807	2,412	5,062	1,871	5,576	2,127	383	74
8,781	2,099	6,702	1,695	4,263	1,282	4,770	1,597	301	35
1,903	768	1,082	717	795	586	800	523	76	35
22	..	23	..	4	3	6	7	6	

TABLE D-III—MIGRANTS CLASSIFIED BY PLACE OF BIRTH AND

Where born	Rural Urban	Total Migrants		Duration of Less than 1	
		Males	Females	Males	Females
1	2	3	4	5	6
					BURDWAN
Punjab	Rural	2,687	1,635	391	197
R		2,158	1,201	319	119
U		520	339	71	48
Unclassifiable		9	5	1	..
	Urban	8,075	4,447	771	411
R		5,263	2,599	540	261
U		2,797	1,841	231	150
Unclassifiable		15	7	..	..
Rajasthan	Rural	1,727	1,020	265	126
R		1,469	829	227	96
U		255	189	38	30
Unclassifiable		3	2	..	..
	Urban	7,934	4,157	562	359
R		5,158	2,587	377	205
U		2,766	1,565	185	154
Unclassifiable		10	5	..	..
Uttar Pradesh	Rural	21,615	6,176	3,813	1,099
R		19,790	5,154	3,524	942
U		1,805	1,018	287	157
Unclassifiable		20	4	2	..
	Urban	76,846	24,046	7,442	2,751
R		64,876	17,822	6,338	2,074
U		11,864	6,189	1,098	670
Unclassifiable		106	35	6	7
Andaman and Nicobar Islands	Rural	2	6	1	1
R		1	4	..	..
U		1	2	1	1
Unclassifiable		..	..	..	..
	Urban	8	5	..	..
R		5	..	..	..
U		3	5	..	..
Unclassifiable		..	..	..	..
Delhi	Rural	280	196	44	34
R		57	30	12	5
U		222	166	32	29
Unclassifiable		1	..	..	..
	Urban	920	610	87	60
R		218	131	28	20
U		711	477	59	40
Unclassifiable		..	2	..	..
Himachal Pradesh	Rural	4	8	..	1
R		2	5	..	..
U		2	3	..	1
Unclassifiable		..	..	..	..
	Urban	45	5	5	2
R		26	2	..	1
U		18	3	5	1
Unclassifiable		1	..	..	..
Laccadive, Minicoy and Amindivi Islands	Rural	..	..	..	..
R		..	..	..	..
U		..	..	..	..
Unclassifiable		..	..	..	..
	Urban	..	..	..	..
R		..	..	..	..
U		..	..	..	..
Unclassifiable		..	..	..	..

DURATION OF RESIDENCE IN PLACE OF ENUMERATION—*contd.*

residence in place of Enumeration in years									
1—5		6—10		11—15		16 and over		Period not stated	
Males	Females	Males	Females	Males	Females	Males	Females	Males	Females
7	8	9	10	11	12	13	14	15	16
DIVISION—contd.									
1,181	716	473	317	266	206	290	162	86	37
900	556	396	251	227	176	245	129	71	30
277	158	75	65	38	29	45	33	14	6
4	2	2	1	1	1	..	..	1	1
2,880	1,404	2,145	1,214	1,199	757	1,028	588	52	73
1,844	812	1,404	742	709	407	728	332	38	45
1,028	591	740	467	484	350	300	255	14	28
8	1	1	5	6	..	..	1	..	..
672	387	346	275	151	92	233	120	60	20
565	305	292	235	129	78	199	97	57	18
106	82	53	39	22	13	33	23	3	2
1	..	1	1	..	1	1	..	..	..
2,405	1,309	1,847	878	1,287	682	1,783	860	50	69
1,486	825	1,254	580	852	417	1,167	528	22	32
917	483	590	294	432	265	615	332	27	37
2	1	3	4	3	..	1	..	1	..
6,428	2,035	4,447	1,148	2,608	750	3,733	1,052	586	92
5,781	1,690	4,183	969	2,411	641	3,360	828	531	84
645	343	259	178	196	109	371	223	47	8
2	2	5	1	1	..	2	1	8	..
22,348	7,297	18,085	5,263	13,183	3,711	14,774	4,874	1,014	150
18,537	5,439	15,592	3,949	11,232	2,684	12,384	3,584	793	92
3,784	1,843	2,473	1,308	1,931	1,024	2,375	1,289	203	55
27	15	20	6	20	3	15	1	18	3
..	2	..	1	1	1	..	1	..	..
..	1	..	1	1	1	..	1	..	..
..	1	..	..	..	..	..	..	..	..
..	..	..	..	..	..	..	..	..	..
7	4	1	..	..	1	..	..	..	..
4	..	1	..	..	..	..	..	..	..
3	4	..	..	..	1	..	..	..	..
..	..	..	..	..	..	..	..	..	..
128	82	51	27	27	25	26	25	4	3
25	6	9	9	4	3	6	5	1	2
102	76	42	18	23	22	20	20	3	1
1	..	..	..	..	..	..	..	..	..
278	195	266	130	165	92	125	105	8	19
65	52	59	22	40	14	26	17	..	6
213	142	207	117	125	77	99	88	8	13
..	1	..	..	..	1	..	..	..	..
2	5	..	1	1	..	1	1	..	..
..	4	..	..	1	..	1	1	..	..
2	1	..	1	..	..	..	..	..	..
..	..	..	..	..	..	..	..	..	..
18	3	8	..	7	..	7	..	..	..
10	1	5	..	7	..	4	..	..	..
8	2	3	..	..	..	2	..	..	..
..	..	..	..	..	..	1	..	..	..
..	..	..	..	..	..	..	..	..	..
..	..	..	..	..	..	..	..	..	..
..	..	..	..	..	..	..	..	..	..
..	..	..	..	..	..	..	..	..	..
..	..	..	..	..	..	..	..	..	..
..	..	..	..	..	..	..	..	..	..
..	..	..	..	..	..	..	..	..	..
..	..	..	..	..	..	..	..	..	..

TABLE D-III—MIGRANTS CLASSIFIED BY PLACE OF BIRTH AND DURATION OF RESIDENCE IN PLACE OF ENUMERATION—*contd.*

Where born	Rural Urban	Total Migrants		Duration of residence in place of Enumeration in years: Less than 1		1—5		6—10		11—15		16 and over		Period not stated	
		Males	Females	Males	Females	Males	Females	Males	Females	Males	Females	Males	Females	Males	Females
1	2	3	4	5	6	7	8	9	10	11	12	13	14	15	16
BURDWAN DIVISION—contd.															
Manipur	Rural	43	2	8	..	24	..	4	2	1	..	4	..	2	..
R		26	2	3	..	15	..	3	2	1	..	3	..	1	..
U		17	..	5	..	9	..	1	..	..	..	1	..	1	..
Unclassifiable		..	..	..	..	..	..	..	..	..	..	..	..	..	..
	Urban	20	5	..	..	11	..	7	..	2	..	..	4	..	1
R		4	4	..	..	2	..	2	..	..	..	..	3	..	1
U		16	1	..	..	9	..	5	..	2	..	..	1	..	..
Unclassifiable		..	..	..	..	..	..	..	..	..	..	..	..	..	..
Tripura	Rural	428	329	67	41	158	127	95	92	81	41	26	21	1	7
R		370	281	60	35	137	106	81	83	68	37	23	15	1	5
U		58	46	7	6	21	20	14	9	13	4	8	6	..	1
Unclassifiable		..	2	..	..	..	1	..	..	..	..	..	..	..	1
	Urban	452	318	42	27	158	116	100	86	96	68	38	14	17	7
R		311	219	33	21	106	80	74	62	64	43	20	10	14	3
U		141	99	10	6	52	36	26	24	32	25	18	4	3	4
Unclassifiable		..	..	..	..	..	..	..	..	..	..	..	..	..	..
Dadra and Nagar Haveli	Rural	..	..	..	..	..	..	..	..	..	..	..	..	..	..
R		..	..	..	..	..	..	..	..	..	..	..	..	..	..
U		..	..	..	..	..	..	..	..	..	..	..	..	..	..
Unclassifiable		..	..	..	..	..	..	..	..	..	..	..	..	..	..
	Urban	..	..	..	..	..	..	..	..	..	..	..	..	..	..
R		..	..	..	..	..	..	..	..	..	..	..	..	..	..
U		..	..	..	..	..	..	..	..	..	..	..	..	..	..
Unclassifiable		..	..	..	..	..	..	..	..	..	..	..	..	..	..
Goa, Daman and Diu	Rural	3	..	1	..	2	..	..	..	..	..	..	..	..	..
R		3	..	1	..	2	..	..	..	..	..	..	..	..	..
U		..	..	..	..	..	..	..	..	..	..	..	..	..	..
Unclassifiable		..	..	..	..	..	..	..	..	..	..	..	..	..	..
	Urban	8	14	1	1	2	7	2	1	..	2	3	3	..	..
R		3	6	..	..	..	3	1	1	..	1	2	1	..	..
U		4	6	1	1	1	2	1	..	..	1	1	2	..	..
Unclassifiable		1	2	..	..	1	2	..	..	..	..	..	..	..	..
Pondicherry	Rural	1	..	..	..	..	..	1	..	..	..	..	..	..	..
R		1	..	..	..	..	..	1	..	..	..	..	..	..	..
U		..	..	..	..	..	..	..	..	..	..	..	..	..	..
Unclassifiable		..	..	..	..	..	..	..	..	..	..	..	..	..	..
	Urban	11	8	..	..	1	1	2	5	2	2	6	..	..	..
R		5	..	..	..	..	..	..	..	2	..	3	..	..	..
U		6	8	..	..	1	1	2	5	..	2	3	..	..	..
Unclassifiable		..	..	..	..	..	..	..	..	..	..	..	..	..	..
North-East Frontier Agency	Rural	..	..	..	..	..	..	..	..	..	..	..	..	..	..
R		..	..	..	..	..	..	..	..	..	..	..	..	..	..
U		..	..	..	..	..	..	..	..	..	..	..	..	..	..
Unclassifiable		..	..	..	..	..	..	..	..	..	..	..	..	..	..
	Urban	..	..	..	..	..	..	..	..	..	..	..	..	..	..
R		..	..	..	..	..	..	..	..	..	..	..	..	..	..
U		..	..	..	..	..	..	..	..	..	..	..	..	..	..
Unclassifiable		..	..	..	..	..	..	..	..	..	..	..	..	..	..
Nagaland	Rural	1	2	..	..	..	..	..	..	..	..	1	2	..	..
R		1	..	..	..	..	..	..	..	..	..	1	..	..	..
U		..	2	..	..	..	..	..	..	..	..	..	2	..	..
Unclassifiable		..	..	..	..	..	..	..	..	..	..	..	..	..	..
	Urban	1	3	..	..	..	..	..	3	1	..	..	..	..	..
R		1	1	..	..	..	..	..	1	1	..	..	..	..	..
U		..	2	..	..	..	..	..	2	..	..	..	..	..	..
Unclassifiable		..	..	..	..	..	..	..	..	..	..	..	..	..	..

TABLE D-III—MIGRANTS CLASSIFIED BY PLACE OF BIRTH AND DURATION OF RESIDENCE IN PLACE OF ENUMERATION—*contd.*

Where born		Rural Urban	Total Migrants Males	Total Migrants Females	Duration of Less than 1 Males	Duration of Less than 1 Females	residence in place of Enumeration in years 1—5 Males	1—5 Females	6—10 Males	6—10 Females	11—15 Males	11—15 Females	16 and over Males	16 and over Females	Period not stated Males	Period not stated Females
1		2	3	4	5	6	7	8	9	10	11	12	13	14	15	16
						BURDWAN	***DIVISION***—concld.									
Sikkim		Rural	3	..	..	..	..	..	..	..	1	..	2	..	..	..
	R		..	..	..	..	..	..	..	..	..	..	..	..	..	..
	U		..	..	..	..	..	..	..	..	..	..	..	..	..	..
	Unclassifiable		3	..	..	..	..	..	..	..	1	..	2	..	..	..
		Urban	3	..	..	..	..	..	..	..	..	..	3	..	..	..
	R		..	..	..	..	..	..	..	..	..	..	..	..	..	..
	U		..	..	..	..	..	..	..	..	..	..	..	..	..	..
	Unclassifiable		3	..	..	..	..	..	..	..	..	..	3	..	..	..
Born in Nepal		Rural	2,313	661	395	70	989	240	438	169	251	95	191	61	49	26
		Urban	6,705	1,779	599	181	2,120	596	1,830	438	1,303	269	794	265	59	30
Born in Pakistan		Rural	100,014	86,374	7,426	5,595	27,665	24,354	32,977	29,623	26,005	20,402	5,064	5,705	787	695
		Urban	144,478	109,544	7,566	8,350	34,395	28,396	41,938	28,100	40,687	31,293	18,808	12,631	1,084	774
Born in other countries outside India		Rural	419	281	54	22	128	111	83	42	45	32	74	60	35	14
		Urban	1,297	947	97	54	393	230	325	382	242	133	223	131	17	17
Birth place unclassifiable		Rural	5,563	5,902	847	573	545	649	222	577	149	366	281	1,087	3,519	2,650
		Urban	214	109	11	4	41	21	27	30	13	12	15	20	107	22
						HOWRAH										
TOTAL		Total	345,390	421,543	39,841	26,244	103,635	83,675	78,631	75,445	53,945	67,627	60,096	162,234	9,242	6,318
		Rural	64,569	263,710	12,751	10,178	19,048	43,018	11,685	43,697	6,534	38,837	12,564	124,840	1,987	3,140
		Urban	280,821	157,833	27,090	16,066	84,587	40,657	66,946	31,748	47,411	28,790	47,532	37,394	7,255	3,178
Born elsewhere in the district of Enumeration		Rural	31,32	219,801	4,524	6,512	9,431	33,759	4,995	34,763	2,991	32,478	8,260	109,719	1,124	2,570
	R		29,374	214,754	4,250	6,167	8,624	32,558	4,639	33,860	2,830	31,720	7,960	108,002	1,071	2,447
	U		1,936	4,773	273	340	802	1,164	353	870	159	733	297	1,627	52	39
	Unclassifiable		15	274	1	5	5	37	3	33	2	25	3	90	1	84
		Urban	42,074	45,857	5,240	5,700	12,961	9,841	8,479	7,462	5,384	6,829	7,381	14,412	3,529	1,613
	R		28,658	28,504	3,301	2,545	8,612	5,687	6,126	5,171	3,931	4,584	5,619	9,840	1,069	677
	U		14,211	17,253	1,937	3,154	4,315	4,146	2,350	2,283	1,449	2,237	1,760	4,556	2,400	877
	Unclassifiable		105	100	2	1	34	8	3	8	4	8	2	16	60	59
Born outside the district but within the State of Enumeration		Rural	10,128	32,507	1,608	1,546	3,474	6,416	1,679	5,303	1,027	4,813	2,194	14,037	146	392
	R		7,023	27,419	1,198	1,148	2,200	4,900	1,062	4,406	711	4,162	1,739	12,490	112	319
	U		3,096	4,994	407	396	1,271	1,502	616	898	316	643	453	1,513	33	42
	Unclassifiable		9	94	3	2	3	14	1	5	..	8	2	34	..	31
		Urban	48,175	42,593	5,303	3,554	15,005	11,738	10,434	8,533	6,943	6,647	9,315	11,135	1,085	986
	R		30,949	20,943	3,342	1,618	9,672	5,527	6,815	3,957	4,586	3,592	6,008	5,855	526	394
	U		17,007	21,499	1,950	1,927	5,306	6,187	3,586	4,562	2,336	3,040	3,259	5,255	510	528
	Unclassifiable		219	151	11	9	57	24	33	14	21	15	48	25	49	64
Born in another State																
Andhra Pradesh		Rural	459	433	44	41	190	135	86	98	87	68	52	90	..	1
	R		353	338	33	20	142	81	71	90	63	62	44	84	..	1
	U		106	95	11	21	48	54	15	8	24	6	8	6	..	..
	Unclassifiable		..	..	..	..	..	..	..	..	..	..	..	..	..	..
		Urban	1,359	1,217	94	101	335	296	380	291	278	220	267	308	5	1
	R		1,038	944	77	78	266	217	284	250	216	173	193	231	2	..
	U		318	273	17	28	68	79	95	41	61	47	74	77	3	1
	Unclassifiable		3	..	..	..	1	..	1	..	1	..	..	..	..	..

TAPLE D-III MIGRANTS CLASSIFIED BY PLACE OF BIRTH AND

Where born		Rural Urban	Total Migrants Males	Total Migrants Females	Duration of Less than 1 Males	Duration of Less than 1 Females
1		2	3	4	5	6
						HOWRAH
Assam		Rural	72	68	13	20
	R		33	35	6	12
	U		39	33	7	8
	Unclassifiable		..	..	..	..
		Urban	510	327	73	48
	R		259	151	38	23
	U		248	173	35	25
	Unclassifiable		3	3	..	..
Bihar		Rural	7,016	2,581	3,481	1,438
	R		6,679	2,376	3,437	1,408
	U		334	204	43	30
	Unclassifiable		3	1	1	..
		Urban	71,415	18,811	6,444	2,517
	R		62,837	15,268	5,598	2,064
	U		8,465	3,529	841	452
	Unclassifiable		113	24	5	1
Gujarat		Rural	14	6	1	..
	R		8	3	1	..
	U		6	3	..	..
	Unclassifiable		..	..	..	..
		Urban	464	177	41	44
	R		303	65	26	18
	U		161	112	15	26
	Unclassifiable		..	..	..	..
Jammu and Kashmir		Rural	3	1	1	..
	R		1	1	1	..
	U		2	..	..	..
	Unclassifiable		..	..	..	..
		Urban	41	11	2	3
	R		19	1	1	..
	U		22	10	1	3
	Unclassifiable		..	..	..	..
Kerala		Rural	24	6	10	1
	R		22	5	9	1
	U		2	1	1	..
	Unclassifiable		..	..	..	..
		Urban	279	71	10	9
	R		174	3a	8	2
	U		105	36	2	7
	Unclassifiable		..	..	..	..
Madhya Pradesh		Rural	200	158	66	25
	R		156	128	59	23
	U		44	30	7	2
	Unclassifiable		..	..	..	..
		Urban	2,085	652	331	100
	R		1,644	466	262	87
	U		440	186	69	13
	Unclassifiable		1	..	..	..
Madras		Rural	218	147	17	26
	R		196	128	16	22
	U		22	19	1	4
	Unclassifiable		..	..	..	..
		Urban	3,129	1,914	321	125
	R		2,517	1,480	272	80
	U		604	434	49	45
	Unclassifiable		8	..	..	..

DURATION OF RESIDENCE IN PLACE OF ENUMERATION—*contd.*

residence in place of Enumaration in years									
1—5		6—10		11—15		16 and over		Period not stated	
Males	Females	Males	Females	Males	Females	Males	Females	Males	Females
7	8	9	10	11	12	13	14	15	16
DISTRICT—*contd.*									
26	20	21	10	5	10	7	8	..	..
10	12	10	3	3	5	4	3	..	..
16	8	11	7	2	5	3	5	..	..
..	..	..	..	..	..	..	..	..	..
183	100	124	80	63	35	65	60	2	4
100	48	71	40	29	13	20	26	1	1
81	52	52	38	34	21	45	34	1	3
2	..	1	2	..	1	..	..	..	..
1,567	360	756	312	463	153	678	309	71	9
1,449	301	686	282	426	131	612	247	69	7
118	59	69	30	37	22	65	62	2	1
..	..	1	..	..	..	1	..	..	1
22.004	5,696	18,443	3,828	10,896	2,651	12,612	3,929	1,016	190
19,473	4,714	16,352	3,120	9,506	2,102	11,120	3,130	788	128
2,481	978	2,073	699	1,381	546	1,474	797	215	57
50	4	18	9	9	3	18	2	13	5
5	3	5	3	1	..	2	..	..	..
3	2	1	1	1	..	2	..	..	..
2	1	4	2	..	..	..	..	..	..
..	..	..	..	..	..	..	..	..	..
147	67	135	32	99	20	40	14	2	..
107	18	78	15	65	8	26	6	1	..
40	49	57	17	34	12	14	8	1	..
..	..	..	..	..	..	..	..	..	..
1	..	..	1	..	..	1	..	..	..
..	..	..	1	..	..	..	..	..	..
1	..	..	..	..	..	1	..	..	..
..	..	..	..	..	..	..	..	..	..
27	4	3	1	7	2	2	1	..	..
17	1	1	..	..	..	..	..	..	..
10	3	2	1	7	2	2	1	..	..
..	..	..	..	..	..	..	..	..	..
12	3	1	1	..	..	1	..	..	1
11	3	1	1	..	..	1	..	..	..
1	..	..	..	..	..	..	..	..	1
..	..	..	..	..	..	..	..	..	..
92	35	65	15	53	9	57	3	2	..
57	18	43	8	24	6	40	2	2	..
35	17	22	7	29	3	17	1	..	..
..	..	..	..	..	..	..	..	..	..
49	50	24	35	23	20	36	26	2	2
29	36	17	28	18	16	32	23	1	2
20	14	7	7	5	4	4	3	1	..
..	..	..	..	..	..	..	..	..	..
706	153	427	108	331	132	286	151	4	8
542	98	337	87	262	69	238	119	3	6
164	55	89	21	69	63	48	32	1	2
..	..	1	..	..	..	..	..	..	..
67	60	74	21	29	25	28	14	3	1
59	49	69	21	26	21	23	14	3	1
8	11	5	..	3	4	5	..	..	..
..	..	..	..	..	..	..	..	..	..
1,021	524	790	560	530	293	445	378	22	34
820	430	639	439	431	218	342	286	13	27
199	94	146	121	98	75	103	92	9	7
2	..	5	..	1	..	..	..	..	..

TABLE D-III—MIGRANTS CLASSIFIED BY PLACE OF BIRTH AND

Where born	Rural Urban	Total Migrants		Duration of Less than 1	
		Males	Females	Males	Females
1	2	3	4	5	6
					HOWRAH
Maharashtra	Rural	43	32	6	1
R		10	5	3	..
U		33	27	3	1
Unclassifiable		..	..	..	..
	Urban	382	129	33	19
R		224	44	20	8
U		157	85	13	11
Unclassifiable		1	..	..	..
Mysore	Rural	8	3	5	2
R		6	..	4	..
U		2	3	1	2
Unclassifiable		..	..	..	..
	Urban	97	140	41	22
R		82	98	39	10
U		13	42	1	12
Unclassifiable		2	..	1	..
Orissa	Rural	3,420	567	915	87
R		3,250	511	864	85
U		170	55	51	2
Unclassifiable		..	1	..	..
	Urban	17,348	2,726	2,204	254
R		15,528	2,051	2,066	203
U		1,769	665	137	51
Unclassifiable		51	10	1	..
Punjab	Rural	52	14	12	..
R		41	10	11	..
U		11	4	1	..
Unclassifiable		..	..	..	..
	Urban	2,296	1,061	241	115
R		1,665	543	178	59
U		624	517	63	56
Unclassifiable		7	1	..	..
Rajasthan	Rural	54	10	5	3
R		46	9	3	2
U		8	1	2	1
Unclassifiable		..	..	..	..
	Urban	1,992	1,643	160	211
R		1,565	1,048	111	99
U		426	595	58	112
Unclassifiable		1	..	..	..
Uttar Pradesh	Rural	2,688	558	1,238	145
R		2,545	475	1,182	120
U		141	83	56	25
Unclassifiable		2	..	..	..
	Urban	45,892	11,732	4,328	1,453
R		41,144	9,342	3,848	1,137
U		4,689	2,385	478	316
Unclassifiable		59	5	2	..
Andaman and Nicobar Islands	Rural	..	3	..	..
R		..	3	..	..
U		..	..	..	..
Unclassifiable		..	..	..	..
	Urban	..	..	..	..
R		..	..	..	..
U		..	..	..	..
Unclassifiable		..	..	..	..

DURATION OF RESIDENCE IN PLACE OF ENUMERATION—*contd.*

residence in place of Enumeration in years									
1—5		6—10		11—15		16 and over		Period not stated	
Males	Females	Males	Females	Males	Females	Males	Females	Males	Females
7	8	9	10	11	12	13	14	15	16
DISTRICT—*contd.*									
15	15	11	11	4	4	6	1	1	..
1	1	4	1	1	2	1	1	..	..
14	14	7	10	3	2	5	..	1	..
..	..	..	..	..	..	..	..	..	..
120	42	91	30	53	14	77	23	8	1
66	8	50	13	38	6	38	9	3	..
53	34	32	17	15	8	39	14	5	1
1	..	..	..	..	..	..	..	..	..
1	..	1	..	..	..	1	1	..	..
1	..	1	..	..	..	..	..	..	..
..	..	..	..	..	..	1	1	..	..
..	..	..	..	..	..	..	..	..	..
17	23	11	67	9	13	7	14	12	1
12	10	8	55	5	9	6	13	12	1
4	13	3	12	4	4	1	1	..	..
1	..	..	..	..	..	..	..	..	..
1,025	178	610	123	377	99	442	78	51	2
986	167	571	110	363	88	417	59	49	2
39	11	39	12	14	11	25	19	2	..
..	..	..	1	..	..	..	..	..	..
5,685	821	4,012	537	2,503	416	2,667	670	277	28
4,047	632	3,683	397	2,234	328	2,347	477	251	14
721	189	311	140	266	88	314	186	20	11
17	..	18	..	3	..	6	7	6	3
27	9	8	3	3	..	2	2	..	..
22	5	5	3	2	..	1	2	..	..
5	4	3	..	1	..	1	..	..	..
..	..	..	..	..	..	..	..	..	..
760	384	631	262	337	145	307	155	20	..
550	191	474	141	231	82	213	70	19	..
208	193	157	121	101	63	94	84	1	
2	..	..	..	5	..	..	1	..	..
11	2	7	3	12	..	19	2	..	..
10	2	5	3	12	..	16	2	..	..
1	..	2	..	..	..	3	..	..	..
..	..	..	..	..	..	..	..	..	..
559	660	531	337	306	212	412	214	15	9
427	387	448	257	237	150	330	150	12	5
132	273	83	80	68	62	82	64	3	4
..	..	..	..	1	..	..	..	..	..
544	138	421	102	191	61	287	109	7	3
505	124	399	82	181	55	273	91	5	3
38	14	22	20	10	6	14	18		..
1	..	..	..	..	..	..	..	1	..
13,583	3,687	10,527	2,446	7,632	1,514	9,097	2,551	815	81
12,173	2,916	9,637	1,981	6,872	1,168	7,968	2,079	646	61
1,397	767	881	465	752	346	1,026	472	155	19
13	4	9	..	8	..	13	..	14	1
..	1	..	1	..	1	..	..	..	..
..	1	..	1	..	1	..	..	..	..
..	..	..	..	..	..	..	..	..	..
..	..	..	..	..	..	..	..	..	..
..	..	..	..	..	..	..	..	..	..
..	..	..	..	..	..	..	..	..	..
..	..	..	..	..	..	..	..	..	..

TABLE D-III—MIGRANTS CLASSIFIED BY PLACE OF BIRTH AND DURATION OF RESIDENCE IN PLACE OF ENUMERATION—*contd.*

Where born	Rural Urban	Total Migrants		Duration of residence in place of Enumeration in years: Less than 1		1—5		6—10		11—15		16 and over		Period not stated	
		Males	Females	Males	Females	Males	Females	Males	Females	Males	Females	Males	Females	Males	Females
1	2	3	4	5	6	7	8	9	10	11	12	13	14	15	16
HOWRAH DISTRICT—*contd.*															
Delhi	Rural	14	17	4	5	4	4	4	4	2	2	..	2	..	..
	R	..	1	..	..	..	1	..	..	..	..	..	..	..	..
	U	14	16	4	5	4	3	4	4	2	2	..	2	..	..
	Unclassifiable	..	..	..	..	..	..	..	..	..	..	..	..	..	..
	Urban	284	161	33	21	98	45	70	29	40	31	42	34	1	1
	R	44	5	8	..	11	..	14	2	7	1	4	2	..	..
	U	240	156	25	21	87	45	56	27	33	30	38	32	1	1
	Unclassifiable	..	..	..	..	..	..	..	..	..	..	..	..	..	..
Himachal Pradesh	Rural	1	..	..	..	..	..	..	..	1	..	..	..	..	..
	R	1	..	..	..	..	..	..	..	1	..	..	..	..	..
	U	..	..	..	..	..	..	..	..	..	..	..	..	..	..
	Unclassifiable	..	..	..	..	..	..	..	..	..	..	..	..	..	..
	Urban	15	1	..	1	10	..	1	..	2	..	2	..	..	..
	R	12	..	..	..	9	..	1	..	2	..	..	..	..	..
	U	3	1	..	1	1	..	..	..	..	..	2	..	..	..
	Unclassifiable	..	..	..	..	..	..	..	..	..	..	..	..	..	..
Laccadive, Minicoy and Amindivi Islands	Rural	..	..	..	..	..	..	..	..	..	..	..	..	..	..
	R	..	..	..	..	..	..	..	..	..	..	..	..	..	..
	U	..	..	..	..	..	..	..	..	..	..	..	..	..	..
	Unclassifiable	..	..	..	..	..	..	..	..	..	..	..	..	..	..
	Urban	..	..	..	..	..	..	..	..	..	..	..	..	..	..
	R	..	..	..	..	..	..	..	..	..	..	..	..	..	..
	U	..	..	..	..	..	..	..	..	..	..	..	..	..	..
	Unclassifiable	..	..	..	..	..	..	..	..	..	..	..	..	..	..
Manipur	Rural	..	..	..	..	..	..	..	..	..	..	..	..	..	..
	R	..	..	..	..	..	..	..	..	..	..	..	..	..	..
	U	..	..	..	..	..	..	..	..	..	..	..	..	..	..
	Unclassifiable	..	..	..	..	..	..	..	..	..	..	..	..	..	..
	Urban	8	2	..	..	4	..	4	..	..	..	..	2	..	..
	R	2	1	..	..	..	..	2	..	..	..	..	1	..	..
	U	6	1	..	..	4	..	2	..	..	..	..	1	..	..
	Unclassifiable	..	..	..	..	..	..	..	..	..	..	..	..	..	..
Tripura	Rural	21	57	1	3	7	21	9	25	1	3	3	4	..	1
	R	10	54	1	3	7	20	7	25	1	2	3	3	..	1
	U	2	3	..	..	..	1	2	..	..	1	..	1	..	..
	Unclassifiable	..	..	..	..	..	..	..	..	..	..	..	..	..	..
	Urban	119	66	11	5	29	20	28	18	35	16	14	4	2	3
	R	86	54	5	3	20	17	24	15	28	13	8	4	1	2
	U	33	12	6	2	9	3	4	3	7	3	6	..	1	1
	Unclassifiable	..	..	..	..	..	..	..	..	..	..	..	..	..	..
Dadra and Nagar Haveli	Rural	..	..	..	..	..	..	..	..	..	..	..	..	..	..
	R	..	..	..	..	..	..	..	..	..	..	..	..	..	..
	U	..	..	..	..	..	..	..	..	..	..	..	..	..	..
	Unclassifiable	..	..	..	..	..	..	..	..	..	..	..	..	..	..
	Urban	..	..	..	..	..	..	..	..	..	..	..	..	..	..
	R	..	..	..	..	..	..	..	..	..	..	..	..	..	..
	U	..	..	..	..	..	..	..	..	..	..	..	..	..	..
	Unclassifiable	..	..	..	..	..	..	..	..	..	..	..	..	..	..
Goa, Daman and Diu	Rural	..	..	..	..	..	..	..	..	..	..	..	..	..	..
	R	..	..	..	..	..	..	..	..	..	..	..	..	..	..
	U	..	..	..	..	..	..	..	..	..	..	..	..	..	..
	Unclassifiable	..	..	..	..	..	..	..	..	..	..	..	..	..	..
	Urban	3	1	..	..	..	..	1	..	..	..	2	1	..	..
	R	2	1	..	..	..	..	1	..	..	..	1	1	..	..
	U	1	..	..	..	..	..	..	..	..	..	1	..	..	..
	Unclassifiable	..	..	..	..	..	..	..	..	..	..	..	..	..	..

TABLE D-III—MIGRANTS CLASSIFIED BY PLACE OF BIRTH AND

Where born		Rural Urban	Total Migrants		Duration of Less than 1	
			Males	Females	Males	Females
1		2	3	4	5	6
						HOWRAH
Pondicherry		Rural	..	..	..	..
	R		..	..	..	..
	U		..	..	..	..
	Unclassifiable		..	..	..	..
		Urban	..	2	..	..
	R		..	..	..	..
	U		..	2	..	..
	Unclassifiable		..	..	..	..
North-East Frontier Agency		Rural	..	..	..	..
	R		..	..	..	..
	U		..	..	..	..
	Unclassifiable		..	..	..	..
		Urban	..	..	..	..
	R		..	..	..	..
	U		..	..	..	..
	Unclassifiable		..	..	..	..
Nagaland		Rural	..	..	..	..
	R		..	..	..	..
	U		..	..	..	..
	Unclassifiable		..	..	..	..
		Urban	..	..	..	..
	R		..	..	..	..
	U		..	..	..	..
	Unclassifiable		..	..	..	..
Sikkim		Rural	1	..	..	..
	R		..	..	..	..
	U		..	..	..	..
	Unclassifiable		1	..	..	..
		Urban	2	..	..	..
	R		..	..	..	..
	U		..	..	..	..
	Unclassifiable		2	..	..	..
Born in Nepal		Rural	287	106	57	10
		Urban	2,624	520	206	50
Born in Pakistan		Rural	7,485	6,202	432	237
		Urban	38,897	27,645	1,037	1,698
Born in other countries outside India		Rural	93	56	15	5
		Urban	344	288	27	12
Birth place unclassifiable		Rural	943	377	206	71
		Urban	87	86	1	4

DURATION OF RESIDENCE IN PLACE OF ENUMERATION—*contd.*

residence in place of Enumeration in years									
1—5		6—10		11—15		16 and over		Period not stated	
Males	Females	Males	Females	Males	Females	Males	Females	Males	Females
7	8	9	10	11	12	13	14	15	16
DISTRICT—*concld.*									
..	..	..	..	..	..	..	..	..	..
..	..	..	..	..	..	..	..	..	..
..	..	..	..	..	..	..	..	..	..
..	..	..	..	..	..	..	..	..	..
..	..	..	2	..	..	..	..	..	..
..	..	..	..	..	..	..	..	..	..
..	..	..	2	..	..	..	..	..	..
..	..	..	..	..	..	..	..	..	..
..	..	..	..	..	..	..	..	..	..
..	..	..	..	..	..	..	..	..	..
..	..	..	..	..	..	..	..	..	..
..	..	..	..	..	..	..	..	..	..
..	..	..	..	..	..	..	..	..	..
..	..	..	..	..	..	..	..	..	..
..	..	..	..	..	..	..	..	..	..
..	..	..	..	..	..	1	..	..	..
..	..	..	..	..	..	..	..	..	..
..	..	..	..	..	..	1	..	..	..
..	..	..	..	..	..	2	..	..	..
..	..	..	..	..	..	..	..	..	..
..	..	..	..	..	..	2	..	..	..
114	24	53	34	24	18	35	19	4	1
657	188	771	125	637	62	322	95	31	..
2,419	1,781	2,887	2,797	1,233	1,043	432	308	82	36
10,410	6,238	10,908	6,904	11,194	9,471	4,117	3,140	331	194
20	14	22	15	13	7	23	5	..	10
72	81	75	58	79	49	81	80	10	8
39	25	11	32	47	32	54	106	496	111
12	14	5	23	..	9	3	20	66	16

TABLE D-III—MIGRANTS CLASSIFIED BY PLACE OF BIRTH AND

Where born		Rural Urban	Total Migrants Males	Total Migrants Females	Duration of Less than 1 Males	Duration of Less than 1 Females
1		2	3	4	5	6
						HOOGHLY
TOTAL		Total	348,799	518,510	42,131	29,999
		Rural	146,988	373,073	22,675	14,667
		Urban	201,811	145,437	19,456	15,332
Born elsewhere in the District of Enumeration		Rural	52,616	260,278	5,508	6,940
	R		49,505	253,071	5,114	6,402
	U		3,050	7,058	367	535
	Unclassifiable		61	149	27	3
		Urban	23,026	30,754	2,898	3,141
	R		14,319	16,757	1,813	1,609
	U		8,696	13,990	1,083	1,532
	Unclassifiable		5	7	2	..
Born outside the District but within the State of Enumeration		Rural	43,147	83,541	7,282	4,501
	R		35,620	71,588	6,363	3,684
	U		7,489	11,894	912	872
	Unclassifiable		38	59	7	5
		Urban	40,533	39,287	4,874	3,734
	R		22,466	15,061	2,858	1,461
	U		18,047	24,218	2,016	2,273
	Unclassifiable		20	8	..	..
Born in another State						
Andhra Pradesh		Rural	148	115	21	20
	R		119	111	15	19
	U		27	3	6	1
	Unclassifiable		2	1	..	..
		Urban	641	732	25	58
	R		558	591	21	39
	U		83	142	4	19
	Unclassifiable		..	..	..	..
Assam		Rural	143	140	37	32
	R		77	63	24	15
	U		66	77	13	17
	Unclassifiable		..	..	..	..
		Urban	706	637	161	106
	R		393	230	102	42
	U		313	405	59	63
	Unclassifiable		..	2	..	1
Bihar		Rural	20,806	7,632	5,813	1,439
	R		19,935	6,736	5,674	1,344
	U		817	877	125	88
	Unclassifiable		54	19	14	7
		Urban	52,589	17,076	5,775	2,571
	R		44,420	12,270	5,215	2,076
	U		8,153	4,789	559	495
	Unclassifiable		16	8	1	..
Gujarat		Rural	58	32	23	10
	R		42	22	15	7
	U		15	9	8	3
	Unclassifiable		1	1	..	..
		Urban	137	241	18	26
	R		85	107	11	6
	U		52	134	7	20
	Unclassifiable		..	..	..	..

DURATION OF RESIDENCE IN PLACE OF ENUMERATION—*contd.*

residence in place of Enumeration in years: 1—5 Males	1—5 Females	6—10 Males	6—10 Females	11—15 Males	11—15 Females	16 and over Males	16 and over Females	Period not stated Males	Period not stated Females
7	8	9	10	11	12	13	14	15	16
DISTRICT									
89,294	106,569	74,271	91,854	61,392	77,298	71,611	204,353	10,100	8,437
37,540	62,395	25,525	59,900	18,052	50,598	35,389	177,806	7,807	7,707
51,754	44,174	48,746	31,954	43,340	26,700	36,222	26,547	2,293	730
14,250	40,266	8,625	39,790	5,483	34,080	16,642	133,746	2,128	5,456
13,326	38,618	8,024	38,603	5,128	33,008	15,983	131,104	1,930	5,336
907	1,616	598	1,164	332	1,054	651	2,572	195	117
17	32	3	23	3	18	8	70	3	3
7,074	8,804	4,045	6,134	4,034	4,658	4,788	7,732	181	285
4,683	4,981	2,399	3,255	2,475	2,352	2,907	4,410	42	150
2,391	3,816	1,644	2,879	1,559	2,306	1,880	3,322	139	135
..	7	2	..	..	..	1	..	..	..
10,725	14,613	5,949	12,453	4,013	10,508	13,589	39,913	1,589	1,493
8,331	11,678	4,611	10,416	3,199	8,886	11,710	35,620	1,406	1,304
2,385	2,922	1,333	2,030	812	1,615	1,871	4,269	176	186
9	13	5	7	2	7	8	24	7	3
12,648	11,940	7,924	8,031	7,515	6,004	7,262	9,426	310	152
6,301	4,537	4,313	2,942	5,010	2,386	3,826	3,681	156	54
6,343	7,395	3,607	5,089	2,503	3,618	3,430	5,745	148	98
4	8	4	..	2	..	6	..	4	..
48	29	41	34	27	24	5	7	6	1
38	28	31	33	27	23	4	7	4	1
10	1	8	..	..	1	1	..	2	..
..	..	2	1	..	..	..	..	..	..
108	196	136	142	132	117	240	195	..	25
85	182	117	120	115	83	220	172	..	15
23	34	19	22	17	34	20	23	..	10
..	..	..	..	..	..	..	..	..	..
41	40	26	25	10	15	29	26	..	2
20	20	16	9	3	7	14	11	..	1
21	20	10	16	7	8	15	15	..	1
..	..	..	..	..	..	..	..	..	..
281	219	140	136	61	97	50	73	13	6
161	74	65	45	37	45	20	20	8	4
120	144	75	91	24	52	30	53	5	2
..	1	..	..	..	..	..	..	..	..
4,966	1,941	2,796	1,228	1,707	1,068	3,384	1,783	2,140	173
4,730	1,703	2,637	1,058	1,624	948	3,185	1,521	2,082	162
226	232	154	170	81	119	187	259	44	9
10	6	5	..	2	1	9	3	14	2
11,543	4,849	11,627	3,380	10,582	3,185	11,740	3,092	1,322	49
9,661	3,532	9,739	2,325	8,987	2,103	9,514	2,196	1,304	47
1,875	1,316	1,884	1,050	1,595	1,080	2,224	896	16	2
7	1	4	5	..	2	2	..	2	..
23	18	9	3	1	1	..	..	2	..
18	14	7	1	1	..	..	..	1	..
5	4	2	1	..	1	..	..	..	..
..	..	..	1	..	..	..	..	1	..
46	70	31	37	26	50	16	38	..	20
33	23	18	12	13	32	10	22	..	12
13	47	13	25	13	18	6	16	..	8
..	..	..	..	..	..	..	..	..	..

TABLE D-III—MIGRANTS CLASSIFIED BY PLACE OF BIRTH AND DURATION OF RESIDENCE IN PLACE OF ENUMERATION—*contd.*

Where born	Rural Urban	Total Migrants		Duration of residence in place of Enumeration in years: Less than 1		1—5		6—10		11—15		16 and over		Period not stated	
		Males	Females	Males	Females	Males	Females	Males	Females	Males	Females	Males	Females	Males	Females
1	2	3	4	5	6	7	8	9	10	11	12	13	14	15	16
					HOOGHLY										
Jammu and Kashmir	Rural	8	5	..	..	4	4	2	..	1	1	..	..	1	..
R		4	5	..	..	1	4	1	..	1	1	..	..	1	..
U		4	..	..	..	3	..	1	..	..	..	..	..	..	..
Unclassifiable		..	..	..	..	..	..	..	..	..	..	..	..	..	..
	Urban	10	553	..	50	1	144	6	131	1	113	2	115	..	..
R		4	208	..	9	..	62	2	47	1	16	1	74	..	..
U		6	345	..	41	1	82	4	84	..	97	1	41	..	..
Unclassifiable		..	..	..	..	..	..	..	..	..	..	..	..	..	..
Kerala	Rural	58	19	7	1	27	9	18	9	4	..	..	..	2	..
R		25	11	1	..	13	4	10	7	1	..	..	..	..	..
U		32	7	6	1	14	5	7	1	3	..	..	..	2	..
Unclassifiable		1	1	—	—	..	..	1	1	..	..	..	..	..	..
	Urban	173	187	14	15	68	52	37	71	37	29	17	20	..	..
R		123	103	11	4	42	37	32	40	28	16	10	6	..	..
U		50	84	3	11	26	15	5	31	9	13	7	14	..	..
Unclassifiable		—	—	—	..	..	..	..	..	..	..	..	..	..	..
Madhya Pradesh	Rural	239	161	48	36	91	60	31	26	23	16	34	21	12	2
R		205	133	43	33	70	49	27	19	21	12	27	18	11	2
U		33	28	5	3	14	11	4	7	2	4	7	3	1	..
Unclassifiable		1	—	—	—	1	..	..	..	..	..	..	..	..	..
	Urban	1,200	1,085	148	233	289	408	287	449	239	454	235	432	2	9
R		969	1,523	123	176	226	341	237	297	205	340	176	362	2	7
U		231	462	25	57	63	67	50	152	34	114	59	70	..	2
Unclassifiable		—	—	—	—	..	..	..	..	..	..	..	..	..	..
Madras	Rural	174	118	34	13	58	30	36	45	28	16	11	8	7	6
R		138	92	28	9	41	21	30	42	25	13	10	6	4	1
U		36	24	6	4	17	8	6	3	3	2	1	2	3	5
Unclassifiable		..	2	—	..	..	1	..	..	..	1	..	..	..	..
	Urban	1,340	1,120	121	77	203	328	378	239	255	184	292	291	1	1
R		945	655	85	48	206	222	269	117	185	117	205	150	1	1
U		395	464	36	28	93	106	109	122	70	67	87	141	..	..
Unclassifiable		..	1	—	1	..	..	..	..	..	..	..	..	..	..
Maharashtra	Rural	41	47	11	8	16	19	5	12	3	2	6	5	..	1
R		17	8	7	..	5	4	3	2	1	..	1	2	..	..
U		24	38	4	8	11	15	2	9	2	2	5	3	..	1
Unclassifiable		..	1	—	—	..	..	..	1	..	..	..	..	..	..
	Urban	167	467	14	15	67	103	46	120	19	111	21	118	..	..
R		76	215	6	8	27	55	24	35	12	73	7	44	..	..
U		91	252	8	7	40	48	22	85	7	38	14	74	..	..
Unclassifiable		..	..	..	..	..	..	..	..	..	..	..	..	..	..
Mysore	Rural	21	12	4	—	9	2	5	6	3	3	..	..	..	1
R		12	9	1	..	4	..	4	5	3	3	..	..	..	1
U		9	3	3	—	5	2	1	1	..	..	..	..	..	..
Unclassifiable		—	—	—	—	..	..	..	..	..	..	..	..	..	..
	Urban	21	1	—	—	9	..	5	1	3	..	4	..	..	..
R		10	1	..	..	5	..	..	1	3	..	2	..	..	..
U		11	..	..	..	4	..	5	..	..	..	2	..	..	..
Unclassifiable		..	—	—	—	..	..	..	..	..	..	..	..	..	..
Orissa	Rural	3,871	419	1,712	72	736	129	351	67	185	62	313	82	574	7
R		3,770	351	1,695	61	707	110	328	57	176	51	297	67	567	5
U		95	68	15	11	29	19	23	10	9	11	16	15	3	2
Unclassifiable		6	..	2	—	..	..	..	..	..	..	..	..	4	..
	Urban	9,983	3,271	1,120	285	2,917	856	2,359	786	1,502	728	2,041	611	44	5
R		8,293	2,491	936	251	2,356	709	1,958	609	1,262	444	1,776	475	5	3
U		1,683	780	184	34	556	147	399	177	240	284	265	136	39	2
Unclassifiable			..	—	—	5	..	2	..	..	..	..	..	..	..

TABLE D-III—MIGRANTS CLASSIFIED BY PLACE OF BIRTH AND

Where born	Rural Urban	Total Migrants		Duration of Less than 1	
		Males	Females	Males	Females
1	2	3	4	5	6
					HOOGHLY
Punjab	Rural	336	195	48	13
R		323	149	40	10
U		62	45	8	3
Unclassifiable		1	1	..	..
	Urban	1,076	892	115	60
R		714	466	85	35
U		361	426	30	31
Unclassifiable		1	..	..	..
Rajasthan	Rural	450	169	90	14
R		388	153	83	9
U		62	34	7	5
Unclassifiable		..	2	..	..
	Urban	3,254	575	174	56
R		1,883	344	111	38
U		1,367	230	63	18
Unclassifiable		4	1	..	..
Uttar Pradesh	Rural	2,910	952	437	200
R		2,567	742	395	184
U		339	207	42	16
Unclassifiable		4	3	..	..
	Urban	14,283	5,435	1,526	519
R		11,832	3,783	1,332	410
U		2,448	1,644	194	106
Unclassifiable		3	8	..	3
Andaman and Nicobar Islands	Rural	1	1	1	..
R		..	1	..	..
U		1	..	1	..
Unclassifiable		..	..	..	..
	Urban	..	4	..	..
R		..	..	..	..
U		..	4	..	..
Unclassifiable		..	..	..	..
Delhi	Rural	62	57	6	8
R		14	17	2	2
U		48	40	4	6
Unclassifiable		..	..	..	..
	Urban	355	188	40	12
R		119	52	19	2
U		236	135	21	10
Unclassifiable		..	1	..	..
Himachal Pradesh	Rural	..	4	..	..
R		..	3	..	..
U		..	1	..	..
Unclassifiable		..	..	..	..
	Urban	19	..	4	..
R		7	..	..	..
U		11	..	4	..
Unclassifiable		1	..	..	..
Laccadive, Minicoy and Amindivi Islands	Rural	..	..	..	..
R		..	..	..	..
U		..	..	..	..
Unclassifiable		..	..	..	..
	Urban	..	..	..	..
R		..	..	..	..
U		..	..	..	..
Unclassifiable		..	..	..	..

DURATION OF RESIDENCE IN PLACE OF ENUMERATION—*contd.*

residence in place of Enumeration in years									
1—5		6—10		11—15		16 and over		Period not stated	
Males	Females	Males	Females	Males	Females	Males	Females	Males	Females
7	8	9	10	11	12	13	14	15	16
DISTRICT—*contd.*									
158	74	78	57	42	27	42	13	18	11
122	57	71	42	37	22	36	9	17	9
36	17	7	15	4	4	6	4	1	2
..	..	..	..	1	1	..	..	..	..
312	235	212	225	222	254	215	100	..	12
227	125	130	145	139	104	133	52	..	5
84	110	82	80	83	150	82	48	..	7
1	..	..	..	..	..	..	..	..	..
177	58	95	62	14	8	24	10	50	17
148	48	77	46	11	5	21	9	45	16
29	10	18	15	3	2	3	1	2	1
..	..	..	1	..	1	..	..	..	..
992	222	726	137	551	81	794	70	17	9
555	137	444	77	342	54	431	32	..	6
435	85	282	59	208	27	363	38	16	3
2	..	..	1	1	..	..	..	1	..
946	288	542	174	266	97	436	170	283	23
845	235	473	121	229	77	351	105	274	20
101	51	66	53	37	20	85	64	8	3
..	2	3	..	..	..	..	1	1	..
3,556	1,587	3,386	1,184	2,569	1,159	3,174	971	72	15
2,927	1,172	2,872	803	2,159	778	2,485	608	57	12
628	410	513	381	410	381	689	363	14	3
1	5	1	..	..	..	..	..	1	..
..	..	..	..	..	..	..	1	..	..
..	..	..	..	..	..	..	1	..	..
..	..	..	..	..	..	..	..	..	..
..	..	..	..	..	..	..	..	..	..
..	4	..	..	..	..	..	..	..	..
..	..	..	..	..	..	..	..	..	..
..	4	..	..	..	..	..	..	..	..
..	..	..	..	..	..	..	..	..	..
23	17	18	10	7	10	7	11	1	1
6	4	4	5	1	2	1	3	..	1
17	13	14	5	6	8	6	8	1	..
..	..	..	..	..	..	..	..	..	..
102	57	109	42	54	32	50	40	..	5
38	16	24	13	26	9	12	9	..	3
64	40	85	29	28	23	38	31	..	2
..	1	..	..	..	..	..	..	..	..
..	3	..	..	..	..	..	1	..	..
..	2	..	..	..	..	..	1	..	..
..	1	..	..	..	..	..	..	..	..
..	..	..	..	..	..	..	..	..	..
5	..	5	..	2	..	3	..	..	..
1	..	2	..	2	..	2	..	..	..
4	..	3	..	..	..	..	..	..	..
..	..	..	..	..	..	1	..	..	..
..	..	..	..	..	..	..	..	..	..
..	..	..	..	..	..	..	..	..	..
..	..	..	..	..	..	..	..	..	..
..	..	..	..	..	..	..	..	..	..
..	..	..	..	..	..	..	..	..	..
..	..	..	..	..	..	..	..	..	..
..	..	..	..	..	..	..	..	..	..
..	..	..	..	..	..	..	..	..	..
..	..	..	..	..	..	..	..	..	..

TABLE D-III—MIGRANTS CLASSIFIED BY PLACE OF BIRTH AND

Where born		Rural Urban	Total Migrants Males	Total Migrants Females	Duration of Less than 1 Males	Duration of Less than 1 Females
1		2	3	4	5	6
						HOOGHLY
Manipur .		Rural	4	..	2	..
	R		2	..	1	..
	U		2	..	1	..
	Unclassifiable		..	..	..	..
		Urban	2	..	..	..
	R		..	..	..	..
	U		2	..	..	..
	Unclassifiable		..	..	..	..
Tripura		Rural	153	84	20	8
	R		144	76	17	7
	U		9	7	3	1
	Unclassifiable		..	1	..	..
		Urban	123	119	23	14
	R		92	84	21	12
	U		31	35	2	2
	Unclassifiable		..	..	..	..
Dadra and Nagar Haveli		Rural	..	..	..	..
	R		..	..	..	..
	U		..	..	..	..
	Unclassifiable		..	..	..	..
		Urban	..	..	..	..
	R		..	..	..	..
	U		..	..	..	..
	Unclassifiable		..	..	..	..
Goa, Daman and Diu		Rural	..	..	..	..
	R		..	..	..	..
	U		..	..	..	..
	Unclassifiable		..	..	..	..
		Urban	1	3	..	..
	R		..	..	..	..
	U		..	1	..	..
	Unclassifiable		1	2	..	..
Pondicherry		Rural	..	..	..	..
	R		..	..	..	..
	U		..	..	..	..
	Unclassifiable		..	..	..	..
		Urban	..	3	..	..
	R		..	..	..	..
	U		..	3	..	..
	Unclassifiable		..	..	..	..
North-East Frontier Agency		Rural	..	..	..	..
	R		..	..	..	..
	U		..	..	..	..
	Unclassifiable		..	..	..	..
		Urban	..	..	..	..
	R		..	..	..	..
	U		..	..	..	..
	Unclassifiable		..	..	..	..
Nagaland		Rural	1	..	..	..
	R		1	..	..	..
	U		..	..	..	..
	Unclassifiable		..	..	..	..
		Urban	1	..	..	..
	R		1	..	..	..
	U		..	..	..	..
	Unclassifiable		..	..	..	..

DURATION OF RESIDENCE IN PLACE OF ENUMERATION—*contd.*

Residence in place of Enumeration in years									
1—5		6—10		11—15		16 and over		Period not stated	
Males	Females	Males	Females	Males	Females	Males	Females	Males	Females
7	8	9	10	11	12	13	14	15	16
DISTRICT—*contd.*									
2	..	..	..	..	..	..	..	..	..
1	..	..	..	..	..	..	..	..	..
1	..	..	..	..	..	..	..	..	..
..	..	..	..	..	..	..	..	..	..
2	..	..	..	..	..	..	..	..	..
..	..	..	..	..	..	..	..	..	..
2	..	..	..	..	..	..	..	..	..
..	..	..	..	..	..	..	..	..	..
84	47	35	17	11	6	3	3	..	3
81	42	33	16	10	5	3	3	..	3
3	4	2	1	1	1	..	..	..	..
..	1	..	..	..	..	..	..	..	..
37	51	32	31	23	22	8	1	..	..
29	38	22	24	13	10	7	..	..	..
8	13	10	7	10	12	1	1	..	..
..	..	..	..	..	..	..	..	..	..
..	..	..	..	..	..	..	..	..	..
..	..	..	..	..	..	..	..	..	..
..	..	..	..	..	..	..	..	..	..
..	..	..	..	..	..	..	..	..	..
..	..	..	..	..	..	..	..	..	..
1	2	..	..	..	..	..	1	..	..
..	..	..	..	..	..	..	..	..	..
1	2	..	..	..	..	..	1	..	..
..	..	..	..	..	..	..	..	..	..
..	..	..	..	..	..	..	..	..	..
..	..	..	..	..	..	..	..	..	..
..	1	..	1	..	1	..	..	..	..
..	1	..	1	..	1	..	..	..	..
..	..	..	..	..	..	..	..	..	..
..	..	..	..	..	..	..	..	..	..
..	..	..	..	..	..	..	..	..	..
..	..	..	..	..	..	..	..	..	..
..	..	..	..	..	..	..	..	..	..
..	..	..	..	..	..	1	..	..	..
..	..	..	..	..	..	1	..	..	..
..	..	..	..	..	..	..	..	..	..

TABLE D-III—MIGRANTS CLASSIFIED BY PLACE OF BIRTH AND DURATION OF RESIDENCE IN PLACE OF ENUMERATION—*contd.*

Where born		Rural Urban	Total Migrants Males	Total Migrants Females	Duration of residence in place of Enumeration in years: Less than 1 Males	Less than 1 Females	1–5 Males	1–5 Females	6–10 Males	6–10 Females	11–15 Males	11–15 Females	16 and over Males	16 and over Females	Period not stated Males	Period not stated Females
1		2	3	4	5	6	7	8	9	10	11	12	13	14	15	16
										HOOGHLY						
										DISTRICT—*concld.*						
Sikkim		Rural	..	..	..	..	..	..	..	..	..	..	..	..	..	..
	R		..	..	..	..	..	..	..	..	..	..	..	..	..	..
	U		..	..	..	..	..	..	..	..	..	..	..	..	..	..
	Unclassifiable		..	..	..	..	..	..	..	..	..	..	..	..	..	..
		Urban	..	..	..	..	..	..	..	..	..	..	..	..	..	..
	R		..	..	..	..	..	..	..	..	..	..	..	..	..	..
	U		..	..	..	..	..	..	..	..	..	..	..	..	..	..
	Unclassifiable		..	..	..	..	..	..	..	..	..	..	..	..	..	..
Born in Nepal		Rural	255	55	45	9	102	21	48	9	19	7	23	8	18	1
		Urban	781	468	112	50	250	137	209	113	125	92	84	71	1	5
Born in Pakistan		Rural	20,465	18,198	1,417	1,204	4,956	4,624	6,767	5,807	6,201	4,589	812	1,856	312	118
		Urban	51,068	41,220	2,270	4,288	11,060	13,843	16,982	10,507	15,328	9,338	5,108	3,113	320	131
Born in other countries outside India		Rural	96	68	5	3	16	21	25	13	12	12	13	18	25	1
		Urban	284	217	20	16	81	66	54	57	55	41	73	37	1	..
Birth place unclassifiable		Rural	875	771	104	76	82	82	23	53	12	46	15	124	639	390
		Urban	44	1	4	..	12	..	10	..	4	..	5	..	9	1
TOTAL		Total	544,620	637,254	53,666	45,885	149,768	144,041	117,664	124,192	98,606	108,985	117,700	204,592	7,21	9,560
		Rural	344,034	505 075	39,880	34,575	99,103	113,881	69,937	95,603	60.333	84 091	69,796	168.459	4,98	8,466
		Urban	200 586	132,179	13,786	11,310	50,665	30,159	47,727	28,589	38,273	24,894	47,904	36,133	2,23.	1,094
										BURDWAN						
Born elsewhere in the District of Enumeration		Rural	120,946	316,042	13,658	18,804	32,176	65,878	19,969	54,240	18,785	50,403	34,090	121,143	2,268	5,574
	R		112,511	305,824	12,729	17,733	29,461	62,968	18,365	52,475	17,499	48,741	32,513	118,620	1,974	5,289
	U		8,354	10,029	926	1,061	2,700	2,877	1,596	1,733	1,283	1,630	1,566	2,450	283	278
	Unclassifiable		51	189	3	10	15	33	8	34	3	32	11	73	11	7
		Urban	49,277	34,656	2,321	2,561	7,972	5,853	8,550	4,569	6,507	4,421	23,579	17,006	348	246
	R		38,956	26,807	1,526	1,663	5,244	3,802	5,317	3,158	4,656	2,794	22,016	15,231	197	159
	U		10,270	7,832	789	896	2,723	2,046	3,227	1,410	1,851	1,626	1,559	1,774	121	80
	Unclassifiable		51	17	6	2	6	5	6	1	..	1	4	1	30	7
Born outside the District but within the State of Enumeration		Rural	58,716	100,961	8,034	7,978	18,830	23,257	10,592	17,086	7,860	16,019	12,814	34,496	586	1,225
	R		51,122	91,760	6,987	6,988	15,978	20,357	9,142	16,254	6,956	14,482	11,580	32,598	479	1,081
	U		7,566	9,143	1,046	980	2,848	2,883	1,446	1,725	898	1,526	1,225	1,883	103	137
	Unclassifiable		28	58	1	1	4	17	4	7	6	11	9	15	4	7
		Urban	32,024	28,786	2,713	2,925	10,392	7,501	7,402	6,182	5,966	4,877	5,869	7,094	582	207
	R		21,201	16,530	1,724	1,709	6,674	4,558	4,596	3,501	3,892	2,506	4,045	4,100	360	156
	U		11,501	12,228	974	1,214	3,693	2,940	2,779	2,670	2,062	2,363	1,806	2,994	187	47
	Unclassifiable		132	28	15	2	25	3	27	11	12	8	18	..	35	4
Born in another State																
Andhra Pradesh		Rural	217	99	34	17	59	48	38	10	50	10	36	11	..	3
	R		173	84	20	15	45	39	35	9	45	9	28	9	..	3
	U		44	15	14	2	14	9	3	1	5	1	8	2	..	..
	Unclassifiable		..	..	..	..	..	..	..	..	..	..	..	..	..	..
		Urban	707	319	58	24	218	114	216	126	92	42	111	13	12	..
	R		409	196	35	17	87	66	135	83	68	25	73	5	11	..
	U		298	120	23	7	131	48	81	41	24	16	38	8	1	..
	Unclassifiable		..	3	..	..	..	..	..	2	..	1	..	..	..	..

TABLE D-III MIGRANTS CLASSIFIED BY PLACE OF BIRTH AND

Where born	Rural Urban	Total Migrants		Duration of Less than 1	
		Males	Females	Males	Females
1	2	3	4	5	6
					BURDWAN
Assam	Rural	302	378	69	64
R		233	314	58	55
U		69	64	11	9
Unclassifiable		..	..	..	..
	Urban	1,015	566	52	99
R		459	205	21	51
U		556	270	31	48
Unclassifiable		..	1	..	..
Bihar	Rural	88,149	42,314	12,114	4,461
R		84,326	40,383	11,507	4,267
U		3,769	1,911	599	194
Unclassifiable		54	17	8	..
	Urban	50,593	29,125	4,750	3,217
R		40,377	21,435	3,665	2,150
U		10,029	7,626	1,032	1,066
Unclassifiable		187	64	53	1
Gujarat	Rural	380	166	49	15
R		294	109	40	10
U		85	57	9	5
Unclassifiable		1	..	..	..
	Urban	800	327	62	19
R		496	187	32	12
U		304	140	30	7
Unclassifiable		..	..	..	..
Jammu and Kashmir	Rural	10	7	2	1
R		8	2	1	1
U		2	5	1	..
Unclassifiable		..	..	..	..
	Urban	27	28	3	2
R		13	10	..	1
U		14	18	3	1
Unclassifiable		..	..	..	..
Kerala	Rural	203	55	29	21
R		147	41	23	13
U		56	14	6	8
Unclassifiable		..	..	..	..
	Urban	630	178	48	16
R		245	65	33	8
U		385	113	15	8
Unclassifiable		..	..	..	..
Madhya Pradesh	Rural	2,104	960	195	97
R		1,927	836	173	77
U		177	124	22	20
Unclassifiable		..	..	..	..
	Urban	1,548	311	91	38
R		823	204	62	28
U		724	102	28	10
Unclassifiable		1	5	1	..
Madras	Rural	485	219	70	32
R		377	158	54	24
U		108	61	16	8
Unclassifiable		..	..	..	..
	Urban	1,766	798	105	89
R		1,030	349	64	39
U		734	444	41	50
Unclassifiable		2	5	..	..

DURATION OF RESIDENCE IN PLACE OF ENUMERATION—*contd.*

residence in place of Enumeration in years									
1—5		6—10		11—15		16 and over		Period not stated	
Males	Females	Males	Females	Males	Females	Males	Females	Males	Females
7	8	9	10	11	12	13	14	15	16
DISTRICT—*contd.*									
84	157	56	77	39	35	52	44	2	1
66	138	41	61	30	24	37	35	1	1
18	19	15	16	9	11	15	9	1	..
..	..	..	..	..	..	..	..	..	..
404	213	281	135	184	40	89	78	5	1
165	123	133	67	92	13	46	40	2	1
239	90	148	67	92	27	43	38	3	..
..	..	..	1	..	..	..	..	..	..
28,431	12,585	17,371	9,060	13,868	6,297	15,049	9,045	1,316	866
27,092	12,041	16,704	8,741	13,322	5,939	14,425	8,550	1,276	845
1,319	538	659	315	540	357	623	491	29	19
20	6	8	4	6	1	1	4	11	2
14,019	8,300	12,509	6,571	9,990	5,149	8,667	5,678	658	210
11,094	6,152	10,220	4,957	7,950	3,680	6,902	4,336	537	160
2,892	2,130	2,258	1,588	2,006	1,463	1,737	1,334	104	45
33	18	31	26	25	6	28	8	17	5
146	81	77	35	50	15	57	19	1	1
105	53	62	22	41	11	45	13	1	..
41	28	14	13	9	4	12	6	..	1
..	..	1	..	..	..	..	..	..	..
255	75	288	103	93	48	94	22	8	..
149	49	202	95	53	22	55	9	5	..
106	26	86	68	40	26	39	13	3	..
..	..	..	..	..	..	..	..	..	..
5	6	3	..	..	..	..	..	..	..
4	1	3	..	..	..	..	..	..	..
1	5	..	..	..	..	..	..	..	..
..	..	..	..	..	..	..	..	..	..
6	13	12	11	4	1	2	1	..	..
4	8	4	1	3	..	2	..	..	..
2	5	8	10	1	1	..	1	..	..
..	..	..	..	..	..	..	..	..	..
76	21	50	3	16	6	32	4	..	..
51	19	33	1	13	5	27	3	..	..
25	2	17	2	3	1	5	1	..	..
..	..	..	..	..	..	..	..	..	..
292	79	144	46	137	28	9	9	..	..
151	24	35	21	23	10	3	2	..	..
141	55	109	25	114	18	6	7	..	..
..	..	..	..	..	..	..	..	..	..
477	321	378	171	465	155	586	216	3	..
410	256	353	157	437	145	551	201	3	..
67	65	25	14	28	10	35	15	..	..
..	..	..	..	..	..	..	..	..	..
518	118	480	83	169	44	285	28	5	..
201	67	303	63	86	28	169	18	2	..
317	50	177	19	83	13	116	10	3	..
..	1	..	1	..	3	..	..	..	..
251	123	79	36	56	15	20	13	..	..
198	86	65	29	37	9	23	10	..	..
53	37	14	7	19	6	6	3	..	..
..	..	..	..	..	..	..	..	..	..
587	241	590	309	288	121	192	37	4	1
317	115	353	133	102	42	134	20	..	..
269	126	236	171	126	79	58	17	4	1
1	..	1	5	..	..	..	..	..	..

TABLE D-III– MIGRANTS CLASSIFIED BY PLACE OF BIRTH AND DURATION OF RESIDENCE IN PLACE OF ENUMERATION– *contd.*

Where born	Rural Urban	Total Migrants		Duration of residence in place of Enumeration in years: Less than 1		1—5		6—10		11—15		16 and over		Period not stated	
		Males	Females	Males	Females	Males	Females	Males	Females	Males	Females	Males	Females	Males	Females
1	2	3	4	5	6	7	8	9	10	11	12	13	14	15	16
					BURDWAN	DISTRICT—*contd.*									
Maharashtra	Rural	236	51	33	8	121	28	48	9	13	3	19	3	2	..
R		128	16	21	3	58	10	23	2	7	1	17	..	2	..
U		108	35	12	5	63	18	25	7	6	2	2	3	..	..
Unclassifiable		..	..	..	..	..	..	..	..	..	..	..	..	..	..
	Urban	767	377	52	63	317	120	217	106	112	47	62	26	7	15
R		336	211	14	36	135	73	92	50	61	26	33	22	1	4
U		421	163	36	27	180	45	125	55	45	21	29	4	6	11
Unclassifiable		10	3	2	..	2	2	..	1	6	..	..	..	..	..
Mysore	Rural	26	18	8	4	13	9	2	2	2	1	1	2	..	..
R		16	13	5	2	9	6	1	2	..	1	1	2	..	..
U		10	5	3	2	4	3	1	..	2	..	..	..	..	..
Unclassifiable		..	..	..	..	..	..	..	..	..	..	..	..	..	..
	Urban	241	291	21	57	163	108	39	49	8	18	3	29	7	30
R		68	161	2	41	50	61	12	10	4	15	..	25	..	9
U		173	130	19	16	113	47	27	39	4	3	3	4	7	21
Unclassifiable		..	..	..	..	..	..	..	..	..	..	..	..	..	..
Orissa	Rural	8,287	800	889	79	2,619	290	1,352	195	1,733	94	1,679	119	15	23
R		7,325	653	775	61	2,138	233	1,188	158	1,607	81	1,603	97	14	23
U		961	147	114	18	480	57	164	37	126	13	76	22	1	..
Unclassifiable		1	..	..	..	1	..	..	..	..	..	..	..	..	..
	Urban	3,227	737	270	97	1,134	229	848	198	600	97	338	114	37	2
R		2,327	550	188	71	757	170	627	148	471	68	260	92	24	1
U		896	183	82	26	377	59	218	50	128	26	78	22	13	..
Unclassifiable		4	4	..	..	..	..	3	..	1	3	..	..	..	1
Punjab	Rural	1,723	1,060	226	117	762	509	335	196	176	122	176	97	48	19
R		1,419	871	185	90	627	409	276	156	146	117	146	84	39	15
U		296	185	40	27	131	98	57	39	30	5	30	13	8	3
Unclassifiable		8	4	1	..	4	2	2	1	..	..	..	..	1	1
	Urban	4,071	1,924	350	216	1,620	635	1,162	579	558	264	349	186	26	44
R		2,503	1,246	239	160	942	399	710	366	298	167	297	123	17	31
U		1,568	674	117	56	678	236	452	209	260	97	52	63	9	13
Unclassifiable		..	4	..	..	..	..	..	4	..	..	..	..	..	..
Rajasthan	Rural	744	296	113	40	345	131	163	62	67	32	52	31	4	..
R		662	220	99	33	311	88	150	52	57	26	41	21	4	..
U		79	76	14	7	33	43	12	10	10	6	10	10	..	..
Unclassifiable		3	..	..	..	1	..	1	..	..	..	1	..	..	..
	Urban	1,490	857	126	56	476	220	352	208	271	169	251	198	14	6
R		1,043	585	110	36	297	167	224	128	195	120	209	128	8	6
U		445	270	16	20	179	53	126	78	76	49	42	70	6	..
Unclassifiable		2	2	..	..	..	..	2	2	..	..	..	..	..	..
Uttar Pradesh	Rural	13,842	3,360	1,677	517	4,286	1,218	3,058	617	1,968	452	2,608	503	245	58
R		12,853	2,861	1,550	453	3,924	1,062	2,920	551	1,855	404	2,397	440	207	51
U		975	498	125	64	361	156	136	65	112	48	209	63	32	2
Unclassifiable		14	1	2	..	1	..	2	1	1	..	2	..	6	..
	Urban	13,010	4,594	1,094	559	4,008	1,513	3,525	1,026	2,400	659	1,866	814	117	28
R		9,403	3,034	801	346	2,709	1,000	2,595	699	1,785	435	1,427	545	86	9
U		3,564	1 538	289	209	1,286	507	920	321	603	221	438	268	28	12
Unclassifiable		43	22	4	4	13	6	10	6	12	3	1	1	3	2
Andaman and Nicobar Islands	Rural	1	..	..	..	..	..	..	..	1	..	..	..	..	..
R		1	..	..	..	..	..	..	..	1	..	..	..	..	..
U		..	..	..	..	..	..	..	..	..	..	..	..	..	..
Unclassifiable		..	..	..	..	..	..	..	..	..	..	..	..	..	..
	Urban	1	..	..	..	1	..	..	..	..	..	..	..	..	..
R		..	..	..	..	..	..	..	..	..	..	..	..	..	..
U		1	..	..	..	1	..	..	..	..	..	..	..	..	..
Unclassifiable		..	..	..	..	..	..	..	..	..	..	..	..	..	..

TABLE D-III—MIGRANTS CLASSIFIED BY PLACE OF BIRTH AND

Where born	Rural Urban	Total Migrants		Duration of Less than 1	
		Males	Females	Males	Females
1	2	3	4	5	6
					BURDWAN
Delhi	Rural	125	47	19	10
R		36	4	8	1
U		88	43	11	9
Unclassifiable		1	..	..	..
	Urban	242	193	8	24
R		38	65	1	16
U		204	127	7	8
Unclassifiable		..	1	..	..
Himachal Pradesh	Rural	..	3	..	..
R		..	2	..	..
U		..	1	..	..
Unclassifiable		..	..	..	..
	Urban	7	2	.	1
R		7	1	..	1
U		..	1	..	..
Unclassifiable		..	..	..	..
Laccadive, Minicoy and Amindivi Islands	Rural	..	..	..	..
R		..	..	..	..
U		..	..	..	..
Unclassifiable		..	..	..	..
	Urban	..	..	..	..
R		..	..	..	..
U		..	..	..	..
Unclassifiable		..	..	..	..
Manipur	Rural	11	1	..	..
R		9	1	..	..
U		2	..	..	..
Unclassifiable		..	..	..	..
	Urban	10	..	..	..
R		2	..	..	..
U		8	..	..	..
Unclassifiable		..	..	..	..
Tripura	Rural	153	80	15	5
R		120	70	12	4
U		33	9	3	1
Unclassifiable		..	1	..	..
	Urban	155	75	4	5
R		105	51	4	5
U		50	24	..	..
Unclassifiable		..	..	..	..
Dadra and Nagar Haveli	Rural	..	..	..	..
R		..	..	..	..
U		..	..	..	..
Unclassifiable		..	..	..	..
	Urban	..	..	..	..
R		..	..	..	..
U		..	..	..	..
Unclassifiable		..	..	..	..
Goa, Daman and Diu	Rural	..	..	..	..
R		..	..	..	..
U		..	..	..	..
Unclassifiable		..	..	..	..
	Urban	3	5	..	1
R		1	4	..	..
U		2	1	..	1
Unclassifiable		..	..	..	..

DURATION OF RESIDENCE IN PLACE OF ENUMERATION—*contd.*

residence in place of Enumeration in years									
1—5		6—10		11—15		16 and over		Period not stated	
Males	Females	Males	Females	Males	Females	Males	Females	Males	Females
7	8	9	10	11	12	13	14	15	16
DISTRICT—*contd.*									
49	24	23	8	17	3	16	2	1	..
14	..	5	3	3	..	5	..	1	..
34	24	18	5	14	3	11	2	..	..
1	..	..	..	..	..	..	..	..	..
66	74	76	45	63	24	22	17	7	9
13	33	15	5	5	4	4	4	..	3
53	41	61	40	58	19	18	13	7	6
..	..	..	..	..	1	..	..	..	..
..	2	..	1	..	..	..	..	..	..
..	2	..	..	..	..	..	..	..	..
..	..	..	1	..	..	..	..	..	..
..	..	..	..	..	..	..	..	..	..
..	1	2	..	3	..	2	..	..	..
..	..	2	..	3	..	2	..	..	..
..	1	..	..	..	..	..	..	..	..
..	..	..	..	..	..	..	..	..	..
..	..	..	..	..	..	..	..	..	..
..	..	..	..	..	..	..	..	..	..
..	..	..	..	..	..	..	..	..	..
..	..	..	..	..	..	..	..	..	..
..	..	..	..	..	..	..	..	..	..
..	..	..	..	..	..	..	..	..	..
3	..	3	1	1	..	4	..	..	..
3	..	2	1	1	..	3	..	..	..
..	..	1	..	..	..	1	..	..	..
..	..	..	..	..	..	..	..	..	..
5	..	3	..	2	..	..	..	..	..
2	..	..	..	..	..	..	..	..	..
3	..	3	..	2	..	..	..	..	..
..	..	..	..	..	..	..	..	..	..
37	28	32	24	59	19	9	3	1	1
26	25	26	22	48	19	7	..	1	..
11	3	6	2	11	..	2	3	..	..
..	..	..	..	..	..	..	..	..	1
70	22	31	27	23	17	13	3	14	1
47	14	24	16	15	13	3	2	12	1
23	8	7	11	8	4	10	1	2	..
..	..	..	..	..	..	..	..	..	..
..	..	..	..	..	..	..	..	..	..
..	..	..	..	..	..	..	..	..	..
..	..	..	..	..	..	..	..	..	..
..	..	..	..	..	..	..	..	..	..
..	..	..	..	..	..	..	..	..	..
..	..	..	..	..	..	..	..	..	..
..	..	..	..	..	..	..	..	..	..
..	..	..	..	..	..	..	..	..	..
..	..	..	..	..	..	..	..	..	..
..	..	..	..	..	..	..	..	..	..
..	..	..	..	..	..	..	..	..	..
..	..	..	..	..	..	..	..	..	..
..	..	..	..	..	..	..	..	..	..
1	2	1	1	..	1	1	..	..	..
..	2	..	1	..	1	1	..	..	..
1	..	1	..	..	..	..	..	..	..
..	..	..	..	..	..	..	..	..	..

TABLE D-III—MIGRANTS CLASSIFIED BY PLACE OF BIRTH AND

Where born		Rural Urban	Total Migrants Males	Total Migrants Females	Duration of Less than 1 Males	Duration of Less than 1 Females
1		2	3	4	5	6
						BURDWAN
Pondicherry		Rural	..	..	..	..
	R		..	..	..	..
	U		..	..	..	..
	Unclassifiable		..	..	..	..
		Urban	4	3	..	..
	R		3	..	..	..
	U		1	3	..	..
	Unclassifiable		..	..	..	..
North-East Frontier Agency		Rural	..	..	..	..
	R		..	..	..	..
	U		..	..	..	..
	Unclassifiable		..	..	..	..
		Urban	..	..	..	..
	R		..	..	..	..
	U		..	..	..	..
	Unclassifiable		..	..	..	..
Nagaland		Rural	..	1	..	..
	R		..	..	..	..
	U		..	1	..	..
	Unclassifiable		..	..	..	..
		Urban	..	3	..	..
	R		..	1	..	..
	U		..	2	..	..
	Unclassifiable		..	..	..	..
Sikkim		Rural	1	..	..	..
	R		..	..	..	..
	U		..	..	..	..
	Unclassifiable		1	..	..	..
		Urban	..	..	..	..
	R		..	..	..	..
	U		..	..	..	..
	Unclassifiable		..	..	..	..
Born in Nepal		Rural	1,101	319	177	27
		Urban	1,803	578	84	60
Born in Pakistan		Rural	45,079	36,762	2,222	2,147
		Urban	35,814	27,049	1,551	1,163
Born in other countries outside India		Rural	128	94	11	10
		Urban	412	375	13	18
Birth place unclassifiable		Rural	1,065	982	236	121
		Urban	42	22	4	..

DURATION OF RESIDENCE IN PLACE OF ENUMERATION—*contd.*

residence in place of Enumeration in years									
1—5		6—10		11—15		16 and over		Period not stated	
Males	Females	Males	Females	Males	Females	Males	Females	Males	Females
7	8	9	10	11	12	13	14	15	16
DISTRICT—*concld.*									
..	..	..	..	..	..	..	..	..	..
..	..	..	..	..	..	..	..	..	..
..	..	..	..	..	..	..	..	..	..
..	..	..	..	..	..	..	..	..	..
1	..	..	2	2	1	1	..	..	..
..	..	..	..	2	..	1	..	..	..
1	..	..	2	..	1	..	..	..	..
..	..	..	..	..	..	..	..	..	..
..	..	..	..	..	..	..	..	..	..
..	..	..	..	..	..	..	..	..	..
..	..	..	..	..	..	..	..	..	..
..	..	..	..	..	..	..	..	..	..
..	..	..	..	..	..	..	..	..	..
..	..	..	..	..	..	..	..	..	..
..	..	..	..	..	..	..	..	..	..
..	..	..	..	..	..	..	1	..	..
..	..	..	..	..	..	..	..	..	..
..	..	..	..	..	..	..	1	..	..
..	..	..	..	..	..	..	..	..	..
..	..	..	3	..	..	..	..	..	..
..	..	..	1	..	..	..	..	..	..
..	..	..	2	..	..	..	..	..	..
..	..	..	..	..	..	..	..	..	..
..	..	..	..	..	..	1	..	..	..
..	..	..	..	..	..	..	..	..	..
..	..	..	..	..	..	1	..	..	..
..	..	..	..	..	..	..	..	..	..
..	..	..	..	..	..	..	..	..	..
..	..	..	..	..	..	..	..	..	..
488	123	219	79	121	43	74	24	22	23
892	207	527	143	57	79	226	64	17	25
9,513	8,793	15,922	12,675	14,918	10,299	2,290	2,565	214	282
7,081	4,453	10,320	7,751	10,676	8,712	5,847	4,710	339	260
54	54	20	5	13	5	26	17	4	3
160	61	146	249	64	32	23	6	6	9
278	105	147	111	55	63	96	101	253	391
7	7	6	7	4	3	3	..	18	5

TABLE D-III—MIGRANTS CLASSIFIED BY PLACE OF BIRTH AND

Where born		Rural Urban	Total Migrants Males	Total Migrants Females	Duration of Less than 1 Males	Duration of Less than 1 Females
1		2	3	4	5	6
						BIRBHUM
TOTAL		Total	110,317	292,832	10,626	10,122
		Rural	83,750	273,136	7,872	8,006
		Urban	26,567	19,696	2,754	2,116
Born elsewhere in the District of Enumeration		Rural	49,481	205,178	3,785	5,097
	R		48,558	202,736	3,636	4,960
	U		882	2,040	144	132
	Unclassifiable		41	402	5	5
		Urban	8,186	8,523	614	746
	R		6,816	6,879	525	636
	U		1,369	1,616	89	110
	Unclassifiable		1	28	..	..
Born outside the District but within the State of Enumeration		Rural	13,258	39,092	1,444	1,233
	R		11,493	36,726	1,175	1,000
	U		1,754	2,274	267	230
	Unclassifiable		11	92	2	3
		Urban	6,817	4,622	772	464
	R		4,385	2,555	443	321
	U		2,432	2,041	329	143
	Unclassifiable		..	26	..	..
Born in another State						
Andhra Pradesh		Rural	6	3	1	..
	R		3	1	..	..
	U		3	2	1	..
	Unclassifiable		..	..	..	..
		Urban	3	..	3	..
	R		3	..	3	..
	U		..	..	..	..
	Unclassifiable		..	..	..	..
Assam		Rural	90	68	22	12
	R		40	26	9	6
	U		49	41	13	6
	Unclassifiable		1	1	..	..
		Urban	403	45	49	5
	R		275	25	38	3
	U		128	19	11	2
	Unclassifiable		..	1	..	..
Bihar		Rural	10,653	10,211	1,333	941
	R		10,198	18,528	1,209	878
	U		444	647	64	58
	Unclassifiable		11	36	..	5
		Urban	3,615	3,248	326	587
	R		3,026	2,519	283	551
	U		589	729	43	36
	Unclassifiable		..	..	..	..
Gujarat		Rural	6	..	1	..
	R		5	..	1	..
	U		1	..	..	..
	Unclassifiable		..	..	..	..
		Urban	42	33	16	..
	R		37	20	16	..
	U		5	13	..	..
	Unclassifiable		..	..	..	..

DURATION OF RESIDENCE IN PLACE OF ENUMERATION—*contd.*

residence in place of Enumeration in years										
1—5		6—10		11—15		16 and over		Period not stated		
Males	Females	Males	Females	Males	Females	Males	Females	Males	Females	
7	8	9	10	11	12	13	14	15	16	
DISTRICT										
34,458	57,096	18,360	51,385	12,859	40,739	30,102	123,488	3,912	10,002	
27,380	49,898	13,588	47,601	8,620	37,792	22,444	120,054	3,846	9,785	
7,078	7,198	4,772	3,784	4,239	2,947	7,658	3,434	66	217	
15,420	34,863	7,750	34,994	5,322	28,629	15,148	95,509	2,056	6,086	
15,059	34,265	7,613	34,536	5,233	28,277	14,989	94,701	2,028	5,997	
350	542	132	399	81	267	150	633	25	67	
11	56	5	59	8	85	9	175	3	22	
2,238	3,579	1,341	1,578	1,031	1,031	2,911	1,419	51	170	
1,719	3,000	998	1,230	790	756	2,748	1,104	36	153	
519	572	343	348	241	266	163	305	14	15	
..	7	..	..	..	9	..	10	1	2	
4,290	7,211	1,986	7,092	1,314	5,854	3,889	16,637	335	1,065	
3,566	6,492	1,703	6,633	1,112	5,588	3,638	16,015	299	998	
719	705	282	449	202	252	240	577	35	61	
5	14	1	10	..	14	2	45	1	6	
1,910	1,549	1,378	973	1,053	774	1,696	848	8	14	
1,286	916	803	494	705	365	1,141	455	7	4	
624	618	575	471	348	407	555	392	1	10	
..	15	..	8	..	2	..	1	..	..	
5	1	..	1	..	1	..	..	..	..	
3	..	..	..	..	1	..	..	..	..	
2	1	..	1	..	..	..	..	..	..	
..	..	..	..	..	..	..	..	..	..	
..	..	..	..	..	..	..	..	..	..	
..	..	..	..	..	..	..	..	..	..	
..	..	..	..	..	..	..	..	..	..	
36	18	17	16	8	7	7	10	..	5	
15	6	10	5	4	2	2	7	..	..	
21	11	6	11	4	5	5	3	..	5	
..	1	1	..	..	..	..	..	..	..	
137	29	107	5	95	3	15	3	..	..	
99	16	67	3	62	1	9	2	..	..	
38	12	40	2	33	2	6	1	..	..	
..	1	..	..	..	..	..	..	..	..	
3,639	4,157	1,672	3,198	1,029	2,497	2,742	7,180	238	1,238	
3,470	3,970	1,610	3,078	995	2,410	2,636	6,999	218	1,193	
164	180	59	116	33	81	104	173	20	39	
5	7	3	4	1	6	2	8	..	6	
890	1,119	568	539	490	367	1,335	624	6	12	
752	797	485	426	393	257	1,108	482	5	6	
138	322	83	113	97	110	227	142	1	6	
..	..	..	..	..	..	..	..	..	..	
1	..	4	..	..	..	..	..	..	..	
..	..	4	..	..	..	..	..	..	..	
1	..	..	..	..	..	..	..	..	..	
..	..	..	..	..	..	..	..	..	..	
13	13	4	8	1	10	8	2	..	..	
11	11	2	4	1	3	7	2	..	..	
2	2	2	4	..	7	1	..	..	..	
..	..	..	..	..	..	..	..	..	..	

TABLE D-III—MIGRANTS CLASSIFIED BY PLACE OF BIRTH AND

Where born	Rural Urban	Total Migrants		Duration of residence in place of Enumeration in years: Less than 1	
		Males	Females	Males	Females
1	2	3	4	5	6
					BIRBHUM
Jammu and Kashmir	Rural	1	1	..	..
R		..	..	..	..
U		1	1	..	..
Unclassifiable		..	..	..	..
	Urban	1	..	..	..
R		1	..	..	..
U		..	..	..	..
Unclassifiable		..	..	..	..
Kerala	Rural	3	1	1	..
R		2	..	..	..
U		1	1	1	..
Unclassifiable		..	..	..	..
	Urban	..	1	..	..
R		..	1	..	..
U		..	..	..	..
Unclassifiable		..	..	..	..
Madhya Pradesh	Rural	34	24	10	4
R		18	12	4	2
U		16	12	6	2
Unclassifiable		..	..	..	..
	Urban	7	22	..	1
R		5	11	..	..
U		2	11	..	1
Unclassifiable		..	..	..	..
Madras	Rural	11	11	4	1
R		5	1	1	1
U		6	10	3	..
Unclassifiable		..	..	..	..
	Urban	4	4	..	..
R		3	4	..	..
U		1	..	..	..
Unclassifiable		..	..	..	..
Maharashtra	Rural	12	14	4	2
R		3	4	1	..
U		9	10	3	2
Unclassifiable		..	..	..	..
	Urban	8	13	..	8
R		3	8	..	7
U		5	5	..	1
Unclassifiable		..	..	..	..
Mysore	Rural	5	5	..	..
R		2	..	..	..
U		3	5	..	..
Unclassifiable		..	..	..	..
	Urban	1	..	..	..
R		..	..	..	..
U		1	..	..	..
Unclassifiable		..	..	..	..
Orissa	Rural	456	74	96	33
R		428	47	91	27
U		28	27	5	6
Unclassifiable		..	..	..	..
	Urban	165	42	21	..
R		123	18	21	..
U		42	24	..	..
Unclassifiable		..	..	..	..

DURATION OF RESIDENCE IN PLACE OF ENUMERATION—*contd.*

residence in place of Enumeration in years: 1—5		6—10		11—15		16 and over		Period not stated	
Males	Females	Males	Females	Males	Females	Males	Females	Males	Females
7	8	9	10	11	12	13	14	15	16
DISTRICT—*contd.*									
1	1	..	..	..	..	..	..	..	..
..	..	..	..	..	..	..	..	..	..
1	1	..	..	..	..	..	..	..	..
..	..	..	..	..	..	..	..	..	..
1	..	..	..	..	..	..	..	..	..
1	1	..	..	..	..	..	..	..	..
..	..	..	..	..	..	..	..	..	..
..	..	..	..	..	..	..	..	..	..
1	1	1	..	..	..	..	..	..	..
1	..	1	..	..	..	..	..	..	..
..	1	..	..	..	..	..	..	..	..
..	..	..	..	..	..	..	..	..	..
..	..	..	..	..	1	..	..	..	..
..	..	..	..	..	1	..	..	..	..
..	..	..	..	..	..	..	..	..	..
..	..	..	..	..	..	..	..	..	..
9	9	3	1	1	1	10	7	1	2
4	3	..	1	1	..	8	6	1	..
5	6	3	..	..	1	2	1	..	2
..	..	..	..	..	..	..	..	..	..
1	12	1	5	..	..	5	4	..	..
1	8	1	..	..	..	3	3	..	..
..	4	..	5	..	..	2	1	..	..
..	..	..	..	..	..	..	..	..	..
2	8	2	..	1	1	2	1	..	..
2	..	..	..	1	..	1	..	..	..
..	8	2	..	..	1	1	1	..	..
..	..	..	..	..	..	..	..	..	..
1	2	2	..	..	2	1	..	..	..
1	2	1	..	..	2	1	..	..	..
..	..	1	..	..	..	..	..	..	..
..	..	..	..	..	..	..	..	..	..
3	7	3	2	1	3	1	..	..	..
2	2	..	1	..	1	..	..	..	..
1	5	3	1	1	2	1	..	..	..
..	..	..	..	..	..	..	..	..	..
..	1	..	..	1	..	4	4	..	..
..	..	..	..	1	..	2	1	..	..
3	1	..	..	..	..	2	3	..	..
..	..	..	..	..	..	..	..	..	..
3	3	..	1	2	1	..	..	..	..
1	..	..	..	1	..	..	..	..	..
2	3	..	1	1	1	..	..	..	..
..	..	..	..	..	..	..	..	..	..
..	..	..	..	..	..	1	..	..	..
..	..	..	..	..	..	..	..	..	..
..	..	..	..	..	..	1	..	..	..
..	..	..	..	..	..	..	..	..	..
259	14	55	14	14	3	10	7	22	3
246	7	48	2	12	2	9	6	22	3
13	7	7	12	2	1	1	1	..	..
..	..	..	..	..	..	..	..	..	..
95	18	17	16	10	3	22	5	..	..
71	9	8	6	6	1	17	2	..	..
24	9	9	10	4	2	5	3	..	..
..	..	..	..	..	..	..	..	..	..

TABLE D-III—MIGRANTS CLASSIFIED BY PLACE OF BIRTH AND DURATION OF RESIDENCE IN PLACE OF ENUMERATION—*contd.*

Where born	Rural Urban	Total Migrants		Duration of residence in place of Enumeration in years: Less than 1		1—5		6—10		11—15		16 and over		Period not stated	
		Males	Females	Males	Females	Males	Females	Males	Females	Males	Females	Males	Females	Males	Females
1	2	3	4	5	6	7	8	9	10	11	12	13	14	15	16
					BIRBHUM										
Punjab	Rural	28	18	8	5	10	7	2	2	..	1	5	3	3	..
R		16	9	5	3	4	3	..	1	..	1	4	1	3	..
U		12	9	3	2	6	4	2	1	..	..	1	2	..	..
Unclassifiable		..	..	..	..	..	..	..	..	..	..	..	..	..	..
	Urban	50	26	3	..	8	9	11	11	6	2	22	4	..	..
R		29	16	1	..	4	6	7	7	3	2	14	1	..	..
U		21	10	2	..	4	3	4	4	3	..	8	3	..	..
Unclassifiable		..	..	..	..	..	..	..	..	..	..	..	..	..	..
Rajasthan	Rural	119	52	11	1	39	19	12	18	9	9	47	4	1	1
R		90	26	9	..	22	4	6	11	8	9	44	2	1	..
U		29	26	2	1	17	15	6	7	1	..	3	2	..	1
Unclassifiable		..	..	..	..	..	..	..	..	..	..	..	..	..	..
	Urban	208	287	9	10	56	82	57	58	21	35	64	102	1	..
R		162	212	7	8	44	60	46	43	15	22	49	79	1	..
U		46	75	2	2	12	22	11	15	6	13	15	23	..	..
Unclassifiable		..	..	..	..	..	..	..	..	..	..	..	..	..	..
Uttar Pradesh	Rural	429	227	119	37	110	60	46	28	40	23	112	76	12	3
R		370	136	103	22	90	28	36	16	35	14	95	54	11	2
U		69	91	16	15	20	32	10	12	5	9	17	22	1	1
Unclassifiable		..	..	..	..	..	..	..	..	..	..	..	..	..	..
	Urban	540	236	74	38	151	61	78	46	140	37	97	54	..	..
R		376	165	46	32	100	40	56	32	98	25	76	36	..	..
U		164	71	28	6	51	21	22	14	42	12	21	18	..	..
Unclassifiable		..	..	..	..	..	..	..	..	..	..	..	..	..	..
Andaman and Nicobar Islands	Rural	..	1	..	1	..	..	..	..	..	..	..	..	..	..
R		..	..	..	..	..	..	..	..	..	..	..	..	..	..
U		..	1	..	1	..	..	..	..	..	..	..	..	..	..
Unclassifiable		..	..	..	..	..	..	..	..	..	..	..	..	..	..
	Urban	..	..	..	..	..	..	..	..	..	..	..	..	..	..
R		..	..	..	..	..	..	..	..	..	..	..	..	..	..
U		..	..	..	..	..	..	..	..	..	..	..	..	..	..
Unclassifiable		..	..	..	..	..	..	..	..	..	..	..	..	..	..
Delhi	Rural	21	14	5	2	12	9	1	..	..	3	3	..	..	..
R		..	..	..	..	..	..	..	..	..	..	..	..	..	..
U		21	14	5	2	12	9	1	..	..	3	3	..	..	..
Unclassifiable		..	..	..	..	..	..	..	..	..	..	..	..	..	..
	Urban	2	5	1	..	..	1	..	1	1	..	..	3	..	..
R		..	1	..	..	..	..	..	..	..	..	..	1	..	..
U		2	4	1	..	..	1	..	1	1	..	..	2	..	..
Unclassifiable		..	..	..	..	..	..	..	..	..	..	..	..	..	..
Himachal Pradesh	Rural	..	1	..	1	..	..	..	..	..	..	..	..	..	..
R		..	..	..	..	..	..	..	..	..	..	..	..	..	..
U		..	1	..	1	..	..	..	..	..	..	..	..	..	..
Unclassifiable		..	..	..	..	..	..	..	..	..	..	..	..	..	..
	Urban	..	..	..	..	..	..	..	..	..	..	..	..	..	..
R		..	..	..	..	..	..	..	..	..	..	..	..	..	..
U		..	..	..	..	..	..	..	..	..	..	..	..	..	..
Unclassifiable		..	..	..	..	..	..	..	..	..	..	..	..	..	..
Laccadive, Minicoy and Amindivi Islands	Rural	..	..	..	..	..	..	..	..	..	..	..	..	..	..
R		..	..	..	..	..	..	..	..	..	..	..	..	..	..
U		..	..	..	..	..	..	..	..	..	..	..	..	..	..
Unclassifiable		..	..	..	..	..	..	..	..	..	..	..	..	..	..
	Urban	..	..	..	..	..	..	..	..	..	..	..	..	..	..
R		..	..	..	..	..	..	..	..	..	..	..	..	..	..
U		..	..	..	..	..	..	..	..	..	..	..	..	..	..
Unclassifiable		..	..	..	..	..	..	..	..	..	..	..	..	..	..

TABLE D-III—MIGRANTS CLASSIFIED BY PLACE OF BIRTH AND DURATION OF RESIDENCE IN PLACE OF ENUMERATION—*contd.*

BIRBHUM DISTRICT—*contd.*

Where born	Rural Urban	Total Migrants Males	Total Migrants Females	Duration of residence in place of Enumeration in years: Less than 1 Males	Less than 1 Females	1—5 Males	1—5 Females	6—10 Males	6—10 Females	11—15 Males	11—15 Females	16 and over Males	16 and over Females	Period not stated Males	Period not stated Females
1	2	3	4	5	6	7	8	9	10	11	12	13	14	15	16
Manipur	Rural	6	..	2	..	4	..	..	..	..	..	..	..	..	..
	R	..	..	..	..	..	..	..	..	..	..	..	..	..	..
	U	6	..	2	..	4	..	..	..	..	..	..	..	..	..
	Unclassifiable	..	..	..	..	..	..	..	..	..	..	..	..	..	..
	Urban	..	..	..	..	..	..	..	..	..	..	..	..	..	..
	R	..	..	..	..	..	..	..	..	..	..	..	..	..	..
	U	..	..	..	..	..	..	..	..	..	..	..	..	..	..
	Unclassifiable	..	..	..	..	..	..	..	..	..	..	..	..	..	..
Tripura	Rural	52	47	21	20	13	12	11	10	2	2	5	1	..	2
	R	43	31	21	18	7	4	9	5	2	2	4	1	..	1
	U	9	16	..	2	6	8	2	5	..	..	1	..	..	1
	Unclassifiable	..	..	..	..	..	..	..	..	..	..	..	..	..	..
	Urban	1	..	..	..	1	..	..	..	..	..	..	..	..	..
	R	..	..	..	..	..	..	..	..	..	..	..	..	..	..
	U	1	..	..	..	1	..	..	..	..	..	..	..	..	..
	Unclassifiable	..	..	..	..	..	..	..	..	..	..	..	..	..	..
Dadra and Nagar Haveli	Rural	..	..	..	..	..	..	..	..	..	..	..	..	..	..
	R	..	..	..	..	..	..	..	..	..	..	..	..	..	..
	U	..	..	..	..	..	..	..	..	..	..	..	..	..	..
	Unclassifiable	..	..	..	..	..	..	..	..	..	..	..	..	..	..
	Urban	..	..	..	..	..	..	..	..	..	..	..	..	..	..
	R	..	..	..	..	..	..	..	..	..	..	..	..	..	..
	U	..	..	..	..	..	..	..	..	..	..	..	..	..	..
	Unclassifiable	..	..	..	..	..	..	..	..	..	..	..	..	..	..
Goa, Daman and Diu	Rural	..	..	..	..	..	..	..	..	..	..	..	..	..	..
	R	..	..	..	..	..	..	..	..	..	..	..	..	..	..
	U	..	..	..	..	..	..	..	..	..	..	..	..	..	..
	Unclassifiable	..	..	..	..	..	..	..	..	..	..	..	..	..	..
	Urban	..	..	..	..	..	..	..	..	..	..	..	..	..	..
	R	..	..	..	..	..	..	..	..	..	..	..	..	..	..
	U	..	..	..	..	..	..	..	..	..	..	..	..	..	..
	Unclassifiable	..	..	..	..	..	..	..	..	..	..	..	..	..	..
Pondicherry	Rural	1	..	..	..	..	..	1	..	..	..	..	..	..	..
	R	1	..	..	..	..	..	1	..	..	..	..	..	..	..
	U	..	..	..	..	..	..	..	..	..	..	..	..	..	..
	Unclassifiable	..	..	..	..	..	..	..	..	..	..	..	..	..	..
	Urban	..	..	..	..	..	..	..	..	..	..	..	..	..	..
	R	..	..	..	..	..	..	..	..	..	..	..	..	..	..
	U	..	..	..	..	..	..	..	..	..	..	..	..	..	..
	Unclassifiable	..	..	..	..	..	..	..	..	..	..	..	..	..	..
North-East Frontier Agency	Rural	..	..	..	..	..	..	..	..	..	..	..	..	..	..
	R	..	..	..	..	..	..	..	..	..	..	..	..	..	..
	U	..	..	..	..	..	..	..	..	..	..	..	..	..	..
	Unclassifiable	..	..	..	..	..	..	..	..	..	..	..	..	..	..
	Urban	..	..	..	..	..	..	..	..	..	..	..	..	..	..
	R	..	..	..	..	..	..	..	..	..	..	..	..	..	..
	U	..	..	..	..	..	..	..	..	..	..	..	..	..	..
	Unclassifiable	..	..	..	..	..	..	..	..	..	..	..	..	..	..
Nagaland	Rural	..	..	..	..	..	..	..	..	..	..	..	..	..	..
	R	..	..	..	..	..	..	..	..	..	..	..	..	..	..
	U	..	..	..	..	..	..	..	..	..	..	..	..	..	..
	Unclassifiable	..	..	..	..	..	..	..	..	..	..	..	..	..	..
	Urban	..	..	..	..	..	..	..	..	..	..	..	..	..	..
	R	..	..	..	..	..	..	..	..	..	..	..	..	..	..
	U	..	..	..	..	..	..	..	..	..	..	..	..	..	..
	Unclassifiable	..	..	..	..	..	..	..	..	..	..	..	..	..	..

TABLE D-III – MIGRANTS CLASSIFIED BY PLACE OF BIRTH AND DURATION OF RESIDENCE IN PLACE OF ENUMERATION

Where born		Rural Urban	Total Migrants Males	Total Migrants Females	Duration of residence in place of Enumeration in years: Less than 1 Males	Less than 1 Females	1—5 Males	1—5 Females	6—10 Males	6—10 Females	11—15 Males	11—15 Females	16 and over Males	16 and over Females	Period not stated Males	Period not stated Females
1		2	3	4	5	6	7	8	9	10	11	12	13	14	15	16
						BIRBHUM										DISTRICT—*concld.*
Sikkim		Rural	..	..	..	..	..	..	..	..	..	..	..	..	..	..
	R		..	..	..	..	..	..	..	..	..	..	..	..	..	..
	U		..	..	..	..	..	..	..	..	..	..	..	..	..	..
	Unclassifiable		..	..	..	..	..	..	..	..	..	..	..	..	..	..
		Urban	..	..	..	..	..	..	..	..	..	..	..	..	..	..
	R		..	..	..	..	..	..	..	..	..	..	..	..	..	..
	U		..	..	..	..	..	..	..	..	..	..	..	..	..	..
	Unclassifiable		..	..	..	..	..	..	..	..	..	..	..	..	..	..
Born in Nepal		Rural	102	23	21	3	48	10	12	7	2	1	18	1	1	1
		Urban	1,011	29	156	1	189	8	254	10	380	4	32	6	..	..
Born in Pakistan		Rural	7,141	6,758	825	510	3,369	3,285	1,974	2,023	856	609	342	245	75	86
		Urban	5,484	2,556	705	256	1,384	714	948	531	1,008	678	1,439	346	..	21
Born in other countries outside India		Rural	52	29	13	1	17	12	12	5	1	3	7	8	2	..
		Urban	19	4	5	..	..	1	6	3	2	..	6	..	..	..
Birth place unclassifiable		Rural	1,473	2,284	146	102	89	191	24	189	18	144	96	365	1,100	1,293
		Urban	..	..	..	..	..	..	..	..	..	..	..	..	..	..
						BANKURA										DISTRICT
TOTAL		Total	98,321	384,041	10,062	25,361	30,118	78,345	17,575	68,348	12,572	63,806	26,206	143,210	1,788	4,971
		Rural	80,396	362,204	8,749	23,603	24,593	73,327	15,014	64,013	9,944	59,979	20,674	137,335	1,422	3,947
		Urban	17,925	21,837	1,313	1,758	5,525	5,018	2,561	4,335	2,628	3,827	5,532	5,875	366	1,024
Born elsewhere in the District of Enumeration		Rural	57,502	307,833	5,447	20,106	16,899	60,830	10,395	52,713	7,563	51,597	16,388	119,427	810	3,160
	R		54,994	301,295	5,208	18,714	16,263	59,313	10,065	51,586	7,214	50,829	15,456	117,735	788	3,118
	U		2,498	6,481	238	1,390	635	1,512	324	1,122	349	748	931	1,676	21	33
	Unclassifiable		10	57	1	2	1	5	6	5	..	20	1	16	1	9
		Urban	8,855	13,114	617	1,024	2,667	2,751	1,189	2,511	1,388	2,248	2,876	3,066	118	614
	R		7,890	9,853	532	947	2,321	2,545	1,001	2,009	1,259	1,296	2,668	2,716	100	340
	U		964	3,252	85	75	346	205	188	500	129	951	207	1,247	9	274
	Unclassifiable		1	9	..	2	..	1	..	2	..	1	1	3	..	..
Born outside the District but within the State of Enumeration		Rural	12,588	45,938	1,915	2,822	3,964	9,928	1,878	8,932	1,494	6,981	3,104	16,773	233	502
	R		10,862	42,203	1,638	2,471	3,267	8,848	1,597	8,121	1,337	6,503	2,814	15,776	209	484
	U		1,722	3,734	276	351	694	1,080	281	811	157	478	200	996	24	18
	Unclassifiable		4	1	1	..	3	..	..	..	..	..	..	1	..	..
		Urban	4,258	5,590	377	454	1,507	1,436	655	1,106	306	767	1,200	1,391	213	346
	R		2,396	2,629	187	184	755	703	359	521	122	383	777	698	196	140
	U		1,822	2,838	185	268	717	721	296	574	184	380	423	689	17	206
	Unclassifiable		40	33	5	2	35	12	..	11	..	4	..	4	..	..
Born in another State																
Andhra Pradesh		Rural	8	30	3	4	4	5	1	7	..	9	..	5	..	..
	R		5	24	2	3	2	3	1	5	..	8	..	5	..	..
	U		3	6	1	1	2	2	..	2	..	1	..	..	..	..
	Unclassifiable		..	..	..	..	..	..	..	..	..	..	..	..	..	..
		Urban	13	5	4	2	8	2	..	1	1	..	..	..	..	..
	R		7	4	..	2	6	2	..	..	1	..	..	..	..	..
	U		6	1	1	..	2	..	..	..	..	..	..	..	..	..
	Unclassifiable		..	..	..	..	..		..	..	..	..	..	..	..	..

TABLE D-III—MIGRANTS CLASSIFIED BY PLACE OF BIRTH AND DURATION OF RESIDENCE IN PLACE OF ENUMERATION—*contd.*

Where born	Rural Urban	Total Migrants		Duration of residence in place of Enumeration in years							
				Less than 1		1—5		6—10		11—15	
		Males	Females	Males	Females	Males	Females	Males	Females	Males	Females
1	2	3	4	5	6	7	8	9	10	11	12
						BANAURA				DISTRICT—*contd.*	
Assam	Rural	92	40	7	4	30	11	24	12	17	4
	R	71	22	5	1	23	7	20	5	16	1
	U	21	18	2	3	7	4	4	7	1	3
	Unclassifiable	..	..	..	..	..	..	..	..	..	..
	Urban	43	21	6	4	10	10	17	3	5	3
	R	15	7	2	..	5	3	7	1	3	1
	U	28	17	4	4	5	7	10	2	2	2
	Unclassifiable	..	..	..	..	..	..	..	..	..	..
Bihar	Rural	2,123	2,082	461	216	573	667	367	557	166	447
	R	1,735	2,128	387	171	410	467	310	441	127	353
	U	388	554	74	45	163	142	57	116	39	94
	Unclassifiable	..	..	..	..	..	..	..	..	..	..
	Urban	1,720	995	96	81	458	197	220	190	350	221
	R	1,184	465	35	36	261	90	144	91	248	110
	U	534	530	61	45	196	107	76	96	102	111
	Unclassifiable	2	..	..	..	1	..	..	..	..	..
Gujarat	Rural	14	..	10	..	1	..	..	..	..	..
	R	10	..	9	..	..	..	..	..	..	..
	U	4	..	1	..	1	..	..	..	..	..
	Unclassifiable	..	..	..	..	..	..	..	..	..	..
	Urban	26	31	3	1	7	4	6	10	1	9
	R	9	4	..	..	..	..	2	1	1	..
	U	17	27	3	1	7	4	4	9	..	9
	Unclassifiable	..	..	..	..	..	..	..	..	..	..
Jammu and Kashmir	Rural	..	..	..	..	..	..	..	..	..	..
	R	..	..	..	..	..	..	..	..	..	..
	U	..	..	..	..	..	..	..	..	..	..
	Unclassifiable	..	..	..	..	..	..	..	..	..	..
	Urban	..	..	..	..	..	..	..	..	..	..
	R	..	..	..	..	..	..	..	..	..	..
	U	..	..	..	..	..	..	..	..	..	..
	Unclassifiable	..	..	..	..	..	..	..	..	..	..
Kerala	Rural	4	..	3	..	..	..	..	..	..	..
	R	4	..	3	..	..	..	..	..	..	..
	U	..	..	..	..	..	..	..	..	..	..
	Unclassifiable	..	..	..	..	..	..	..	..	..	..
	Urban	..	..	..	..	..	..	..	..	..	..
	R	..	..	..	..	..	..	..	..	..	..
	U	..	..	..	..	..	..	..	..	..	..
	Unclassifiable	..	..	..	..	..	..	..	..	..	..
Madhya Pradesh	Rural	32	49	4	6	14	33	4	1	3	1
	R	23	33	2	2	10	26	2	..	3	..
	U	9	16	2	4	4	7	2	1	..	1
	Unclassifiable	—	—	—	..	..	..	..	..	..	..
	Urban	29	22	1	1	13	14	3	6	9	..
	R	11	9	..	..	5	5	..	4	3	..
	U	18	13	1	1	8	9	3	2	6	..
	Unclassifiable	..	..	—	..	..	..	..	..	..	..
Madras	Rural	30	15	5	4	15	6	..	1	1	2
	R	26	14	2	4	15	6	..	1	..	1
	U	4	1	3	—	..	..	..	..	..	..
	Unclassifiable	..	—	—	..	..	..	..	..	..	..
	Urban	49	31	18	2	12	10	7	6	10	7
	R	25	18	2	1	5	4	4	2	9	7
	U	24	12	11	1	7	5	3	4	1	..
	Unclassifiable	..	1	—	..	—	1	..	..	..	..

Where born	Rural Urban	16 and over		Period not stated	
		Males	Females	Males	Females
1	2	13	14	15	16
		DISTRICT—*contd.*			
Assam	Rural	14	9	..	..
	R	7	8	..	..
	U	7	1	..	..
	Unclassifiable	..	..	..	..
	Urban	5	4	..	..
	R	1	2	..	..
	U	4	2	..	..
	Unclassifiable	..	..	..	..
Bihar	Rural	534	817	22	38
	R	455	665	16	33
	U	79	152	6	5
	Unclassifiable	..	..	..	..
	Urban	589	263	7	43
	R	490	125	6	10
	U	99	138	..	3
	Unclassifiable	..	..	1	..
Gujarat	Rural	3	..	..	..
	R	1	..	..	..
	U	2	..	..	..
	Unclassifiable	..	..	..	..
	Urban	9	7	..	..
	R	6	3	..	..
	U	3	4	..	..
	Unclassifiable	..	..	..	..
Jammu and Kashmir	Rural	..	..	..	..
	R	..	..	..	..
	U	..	..	..	..
	Unclassifiable	..	..	..	..
	Urban	..	..	..	..
	R	..	..	..	..
	U	..	..	..	..
	Unclassifiable	..	..	..	..
Kerala	Rural	1	..	..	..
	R	1	..	..	..
	U	..	..	..	..
	Unclassifiable	..	..	..	..
	Urban	..	..	..	..
	R	..	..	..	..
	U	..	..	..	..
	Unclassifiable	..	..	..	..
Madhya Pradesh	Rural	7	7	..	1
	R	6	5	..	..
	U	1	2	..	1
	Unclassifiable	..	..	..	..
	Urban	3	..	..	1
	R	3	..	..	..
	U	..	..	..	1
	Unclassifiable	..	..	..	..
Madras	Rural	9	2	..	..
	R	9	1	..	..
	U	..	1	..	..
	Unclassifiable	..	..	..	..
	Urban	7	5	..	1
	R	4	2	..	..
	U	3	3	..	1
	Unclassifiable	..	..	..	..

TABLE D-III—MIGRANTS CLASSIFIED BY PLACE OF BIRTH AND

Where born		Rural Urban	Total Migrants		Duration of Less than 1	
			Males	Females	Males	Females
1		2	3	4	5	6
						BANKURA
Maharashtra		Rural	7	6	5	2
	R		6	4	5	2
	U		1	2	..	..
	Unclassifiable		..	..	..	..
		Urban	1	8	1	3
	R		1	1	1	1
	U		..	7	..	2
	Unclassifiable		..	..	..	..
Mysore		Rural	..	..	..	..
	R		..	..	..	..
	U		..	..	..	..
	Unclassifiable		..	..	..	..
		Urban	..	1	..	..
	R		..	..	..	..
	U		..	1	..	..
	Unclassifiable		..	..	..	..
Orissa		Rural	423	155	73	12
	R		383	111	65	9
	U		39	43	8	3
	Unclassifiable		1	1	..	..
		Urban	114	70	9	6
	R		78	34	7	3
	U		36	36	2	3
	Unclassifiable		..	..	..	..
Punjab		Rural	46	7	15	..
	R		39	1	14	..
	U		7	6	1	..
	Unclassifiable		..	..	..	..
		Urban	94	34	6	1
	R		46	7	4	..
	U		41	25	2	1
	Unclassifiable		7	2	..	..
Rajasthan		Rural	36	23	3	4
	R		26	17	1	1
	U		10	6	2	3
	Unclassifiable		..	..	..	..
		Urban	208	145	12	4
	R		122	43	8	3
	U		84	100	4	1
	Unclassifiable		2	2	..	..
Uttar Pradesh		Rural	525	241	81	43
	R		429	182	65	35
	U		96	59	16	8
	Unclassifiable		..	..	..	..
		Urban	323	89	21	10
	R		207	35	18	7
	U		115	54	3	3
	Unclassifiable		1	..	..	..
Andaman and Nicobar Islands		Rural	..	1	..	..
	R		..	..	..	..
	U		..	1	..	..
	Unclassifiable		..	..	..	..
		Urban	..	1	..	..
	R		..	..	..	..
	U		..	1	..	..
	Unclassifiable		..	..	..	..

DURATION OF RESIDENCE IN PLACE OF ENUMERATION—*contd.*

residence in place of Enumeration in Years									
1—5		6—10		11—15		16 and over		Period not stated	
Males	Females	Males	Females	Males	Females	Males	Females	Males	Females
7	8	9	10	11	12	13	14	15	16
DISTRICT—*contd.*									
1	2	..	..	1	..	..	2	..	..
..	..	..	..	1	..	..	2	..	..
1	2	..	..	..	..	..	..	..	..
..	..	..	..	..	..	..	..	..	..
..	4	..	..	..	..	..	1	..	..
..	..	..	..	..	..	..	..	..	..
..	4	..	..	..	..	..	1	..	..
..	..	..	..	..	..	..	..	..	..
..	..	..	..	..	..	..	..	..	..
..	..	..	..	..	..	..	..	..	..
..	..	..	..	..	..	..	..	..	..
..	..	..	1	..	..	..	..	..	..
..	..	..	1	..	..	..	..	..	..
..	..	..	..	..	..	..	..	..	..
129	49	37	42	36	22	142	27	6	3
114	40	32	25	35	13	131	21	6	3
15	9	4	16	1	9	11	6	..	..
..	..	1	1	..	..	..	..	..	..
41	18	24	22	15	10	24	14	1	..
26	9	17	11	10	3	18	8	..	..
15	9	7	11	5	7	6	6	1	..
..	..	..	..	..	..	..	..	..	..
15	2	1	1	3	2	12	1	..	1
11	..	..	..	3	..	11	..	..	1
4	2	1	1	..	2	1	1	..	..
..	..	..	..	..	..	..	..	..	..
24	15	12	11	23	3	25	3	4	1
12	6	6	1	10	..	12	..	2	..
7	8	5	9	12	3	13	3	2	1
5	1	1	1	1	..	..	..	..	..
11	9	8	5	2	1	11	4	1	..
7	7	7	5	1	1	9	3	1	..
4	2	1	..	1	..	2	1	..	..
..	..	..	..	..	..	..	..	..	..
72	22	24	13	20	49	77	57	3	..
41	7	10	5	11	3	51	25	1	..
31	14	13	7	8	46	26	32	2	..
..	1	1	1	1	..	..	..	..	..
119	39	186	93	47	21	85	41	7	4
99	25	180	86	21	17	59	15	5	4
20	14	6	7	26	4	26	26	2	..
..	..	..	..	..	..	..	..	..	..
94	12	27	20	85	10	95	37	1	..
66	8	21	10	54	2	48	8	..	..
28	4	6	10	31	8	46	29	1	..
..	..	..	..	..	..	1	..	..	..
..	1	..	..	..	..	..	..	..	..
..	..	..	..	..	..	..	..	..	..
..	1	..	..	..	..	..	..	..	..
..	..	..	..	..	..	..	..	..	..
..	..	..	..	..	1	..	..	..	..
..	..	..	..	..	..	..	..	..	..
..	..	..	..	..	1	..	..	..	..
..	..	..	..	..	..	..	..	..	..

TABLE D-III— MIGRANTS CLASSIFIED BY PLACE OF BIRTH AND DURATION OF RESIDENCE IN PLACE OF ENUMERATION—*contd.*

BANKURA DISTRICT—*contd.*

Where born	Rural/Urban	Total Migrants		Duration of residence in place of Enumeration in years: Less than 1		1–5		6–10		11–15		16 and over		Period not stated	
		Males	Females	Males	Females	Males	Females	Males	Females	Males	Females	Males	Females	Males	Females
1	2	3	4	5	6	7	8	9	10	11	12	13	14	15	16
Delhi	Rural	11	3	..	..	5	..	5	1	1	1	..	1	..	..
	R	2	1	..	..	2	..	..	1	..	..	..	..	..	..
	U	9	2	..	..	3	..	5	..	1	1	..	1	..	..
	Unclassifiable	..	..	..	..	..	..	..	..	..	..	..	..	..	..
	Urban	3	8	1	..	1	1	1	5	..	1	..	1	..	..
	R	..	..	..	..	..	..	..	..	..	..	..	..	..	..
	U	3	8	1	..	1	1	1		..	1	..	1	..	..
	Unclassifiable	..	..	..	..	..	..	..		..	..	..	..	..	..
Himachal Pradesh	Rural	1	..	..	..	1	..	..	..	..	..	..	..	..	..
	R	..	..	..	..	..	..	..	..	..	..	..	..	..	..
	U	1	..	..	..	1	..	..	..	..	..	..	..	..	..
	Unclassifiable	..	..	..	..	..	..	..	..	..	..	..	..	..	..
	Urban	1	2	..	..	1	2	..	..	..	..	..	..	..	..
	R	..	1	..	..	..	1	..	..	..	..	..	..	..	..
	U	1	1	..	..	1	1	..	..	..	..	..	..	..	..
	Unclassifiable	..	..	..	..	..	..	..	..	..	..	..	..	..	..
Laccadive, Minicoy and Amindivi Islands	Rural	..	..	..	..	..	..	..	..	..	..	..	..	..	..
	R	..	..	..	..	..	..	..	..	..	..	..	..	..	..
	U	..	..	..	..	..	..	..	..	..	..	..	..	..	..
	Unclassifiable	..	..	..	..	..	..	..	..	..	..	..	..	..	..
	Urban	..	..	..	..	..	..	..	..	..	..	..	..	..	..
	R	..	..	..	..	..	..	..	..	..	..	..	..	..	..
	U	..	..	..	..	..	..	..	..	..	..	..	..	..	..
	Unclassifiable	..	..	..	..	..	..	..	..	..	..	..	..	..	..
Manipur	Rural	1	..	..	..	1	..	..	..	..	..	..	..	..	..
	R	..	..	..	..	..	..	..	..	..	..	..	..	..	..
	U	1	..	..	..	1	..	..	..	..	..	..	..	..	..
	Unclassifiable	..	..	..	..	..	..	..	..	..	..	..	..	..	..
	Urban	..	3	..	..	..	..	..	..	..	..	..	2	..	[illegible]
	R	..	3	..	..	..	..	..	..	..	..	..	2	..	1
	U	..	..	..	..	..	..	..	..	..	..	..	..	..	..
	Unclassifiable	..	..	..	..	..	..	..	..	..	..	..	..	..	..
Tripura	Rural	13	12	6	2	5	2	..	6	1	2	1	..	..	..
	R	11	8	5	1	4	..	..	5	1	2	..	..	..	..
	U	2	4	1	1	1	2	..	1	..	..	..	..	..	..
	Unclassifiable	..	..	..	..	..	..	..	..	..	..	..	..	..	..
	Urban	13	23	1	..	6	12	..	7	6	4	..	..	..	..
	R	7	11	1	..	2	4	..	4	4	3	..	..	..	..
	U	6	12	..	..	4	8	..	3	2	1	..	..	..	..
	Unclassifiable	..	..	..	..	..	..	..	..	..	..	..	..	..	..
Dadra and Nagar Haveli	Rural	..	..	..	..	..	..	..	..	..	..	..	..	..	..
	R	..	..	..	..	..	..	..	..	..	..	..	..	..	..
	U	..	..	..	..	..	..	..	..	..	..	..	..	..	..
	Unclassifiable	..	..	..	..	..	..	..	..	..	..	..	..	..	..
	Urban	..	..	..	..	..	..	..	..	..	..	..	..	..	..
	R	..	..	..	..	..	..	..	..	..	..	..	..	..	..
	U	..	..	..	..	..	..	..	..	..	..	..	..	..	..
	Unclassifiable	..	..	..	..	..	..	..	..	..	..	..	..	..	..
Goa, Daman and Diu	Rural	1	..	1	..	..	..	..	..	..	..	..	..	..	..
	R	1	..	1	..	..	..	..	..	..	..	..	..	..	..
	U	..	..	..	..	..	..	..	..	..	..	..	..	..	..
	Unclassifiable	..	..	..	..	..	..	..	..	..	..	..	..	..	..
	Urban	..	1	..	..	..	..	..	..	..	..	..	1	..	..
	R	..	..	..	..	..	..	..	..	..	..	..	..	..	..
	U	..	1	..	..	..	..	..	..	..	..	..	1	..	..
	Unclassifiable	..	..	..	..	..	..	..	..	..	..	..	..	..	..

TABLE D-III—MIGRANTS CLASSIFIED BY PLACE OF BIRTH AND DURATION OF RESIDENCE IN PLACE OF ENUMERATION—*contd.*

Where born		Rural Urban	Total Migrants Males	Total Migrants Females	Duration of residence in place of Enumeration in years: Less than 1 Males	Less than 1 Females	1–5 Males	1–5 Females	6–10 Males	6–10 Females	11–15 Males	11–15 Females	16 and over Males	16 and over Females	Period not stated Males	Period not stated Females
1		2	3	4	5	6	7	8	9	10	11	12	13	14	15	16
BANKURA DISTRICT—*concld.*																
Pondicherry		Rural	..	..	..	..	..	..	..	..	..	..	..	..	..	..
	R		..	..	..	..	..	..	..	..	..	..	..	..	..	..
	U		..	..	..	..	..	..	..	..	..	..	..	..	..	..
	Unclassifiable		..	..	..	..	..	..	..	..	..	..	..	..	..	..
		Urban	..	..	..	..	..	..	..	..	..	..	..	..	..	..
	R		..	..	..	..	..	..	..	..	..	..	..	..	..	..
	U		..	..	..	..	..	..	..	..	..	..	..	..	..	..
	Unclassifiable		..	..	..	..	..	..	..	..	..	..	..	..	..	..
North-East Frontier Agency		Rural	..	..	..	..	..	..	..	..	..	..	..	..	..	..
	R		..	..	..	..	..	..	..	..	..	..	..	..	..	..
	U		..	..	..	..	..	..	..	..	..	..	..	..	..	..
	Unclassifiable		..	..	..	..	..	..	..	..	..	..	..	..	..	..
		Urban	..	..	..	..	..	..	..	..	..	..	..	..	..	..
	R		..	..	..	..	..	..	..	..	..	..	..	..	..	..
	U		..	..	..	..	..	..	..	..	..	..	..	..	..	..
	Unclassifiable		..	..	..	..	..	..	..	..	..	..	..	..	..	..
Nagaland		Rural	..	1	..	..	..	..	..	..	..	..	..	1	..	..
	R		..	..	..	..	..	..	..	..	..	..	..	..	..	..
	U		..	1	..	..	..	..	..	..	..	..	..	1	..	..
	Unclassifiable		..	..	..	..	..	..	..	..	..	..	..	..	..	..
		Urban	..	..	..	..	..	..	..	..	..	..	..	..	..	..
	R		..	..	..	..	..	..	..	..	..	..	..	..	..	..
	U		..	..	..	..	..	..	..	..	..	..	..	..	..	..
	Unclassifiable		..	..	..	..	..	..	..	..	..	..	..	..	..	..
Sikkim		Rural	1	..	..	..	..	..	..	..	1	..	..	..	..	..
	R		..	..	..	..	..	..	..	..	..	..	..	..	..	..
	U		..	..	..	..	..	..	..	..	..	..	..	..	..	..
	Unclassifiable		1	..	..	..	..	..	..	..	1	..	..	..	..	..
		Urban	..	..	..	..	..	..	..	..	..	..	..	..	..	..
	R		..	..	..	..	..	..	..	..	..	..	..	..	..	..
	U		..	..	..	..	..	..	..	..	..	..	..	..	..	..
	Unclassifiable		..	..	..	..	..	..	..	..	..	..	..	..	..	..
Born in Nepal		Rural	72	9	20	1	87	8	6	3	5	2	3	..	1	..
		Urban	151	21	4	3	26	7	17	7	62	3	42	1	..	..
Born in Pakistan		Rural	6,462	4,730	667	348	2,731	1,762	2,097	1,610	598	860	354	121	15	29
		Urban	1,994	1,692	138	158	578	499	352	409	346	491	580	118	5	17
Born in other countries outside India		Rural	18	5	7	..	9	2	1	..	..	1	1	2	..	..
		Urban	13	17	2	4	4	2	7	7	..	..	..	4	..	..
Birth place unclassifiable		Rural	386	424	16	29	29	36	4	29	5	26	5	95	327	209
		Urban	17	..	1	..	1	..	..	..	1	..	..	..	14	..

TABLE D-III - MIGRANTS CLASSIFIED BY PLACE OF BIRTH AND DURATION OF RESIDENCE IN PLACE OF ENUMERATION—*contd.*

MIDNAPORE

Where born		Rural/Urban	Total Migrants Males	Total Migrants Females	Duration of residence in place of Enumeration in years: Less than 1 Males	Less than 1 Females	1—5 Males	1—5 Females	6—10 Males	6—10 Females	11—15 Males	11—15 Females	16 and over Males	16 and over Females	Period not stated Males	Period not stated Females
1		2	3	4	5	6	7	8	9	10	11	12	13	14	15	16
TOTAL		Total	307,888	1,013,424	32,509	49,188	94,093	198,242	53,575	167,453	38,383	160,962	82,546	424,481	6,782	13,098
		Rural	239,924	944,235	25,821	44,372	72,749	181,363	39,191	153,857	28,179	146,050	68,110	406,783	5,874	11,810
		Urban	67,964	69,189	6,688	4,816	21,344	16,879	14,384	13,596	10,204	14,912	14,436	17,698	908	1,288
Born elsewhere in the District of Enumeration		Rural	193,366	874,701	18,478	38,497	57,949	161,658	30,391	136,408	22,122	130,552	59,893	377,244	4,467	10,432
	R		188,785	844,019	17,927	37,593	56,589	158,868	29,578	134,501	21,508	128,924	58,798	373,850	4,385	10,283
	U		4,447	10,511	547	874	1,347	2,747	804	1,876	609	1,601	1,059	3,272	81	144
	Unclassifiable		68	258	4	30	13	43	9	31	5	27	36	122	1	5
		Urban	29,116	28,483	2,968	2,311	8,981	6,522	5,666	5,016	4,145	4,966	6,760	8,785	620	888
	R		19,809	22,713	2,361	1,663	5,539	5,164	3,995	3,938	3,085	4,033	4,630	7,339	199	576
	U		9,331	5,775	607	648	3,442	1,358	1,671	1,078	1,060	933	2,130	1,446	421	312
	Unclassifiable		..	..	..	..	..	..	..	..	..	..	..	..	..	..
Born outside the District but within the State of Enumeration		Rural	14,344	48,799	2,388	2,829	4,621	10,156	2,369	8,436	1,638	8,872	3,077	18,064	251	442
	R		11,496	44,266	1,883	2,416	3,440	8,817	1,880	7,563	1,421	8,265	2,665	16,820	201	385
	U		2,784	4,513	485	410	1,177	1,334	456	872	213	606	408	1,238	45	53
	Unclassifiable		70	20	20	3	4	5	33	1	4	1	4	6	5	4
		Urban	12,551	11,610	1,661	963	4,051	3,145	2,064	2,093	1,987	2,536	2,387	2,704	101	169
	R		8,110	6,153	717	535	2,418	1,592	1,870	1,111	1,208	1,102	1,834	1,625	54	98
	U		4,411	5,457	944	428	1,633	1,553	1,085	982	779	1,344	553	1,079	47	71
	Unclassifiable		..	..	..	..	..	..	..	..	..	..	..	..	..	..
Born in another State																
Andhra Pradesh		Rural	429	197	92	30	213	63	78	37	15	27	25	38	6	2
	R		351	141	75	14	169	43	67	29	13	24	21	29	6	2
	U		78	55	17	16	44	20	11	8	2	3	4	8	..	..
	Unclassifiable		..	1	..	..	..	..	..	..	..	..	..	1	..	..
		Urban	1,815	4,114	136	166	421	1,057	393	809	378	1,019	487	1,043	..	20
	R		1,159	2,822	85	144	239	637	315	530	229	655	291	844	..	12
	U		656	1,292	51	22	182	420	78	279	149	364	196	199	..	8
	Unclassifiable		..	..	..	..	..	..	..	..	..	..	..	..	..	..
Assam		Rural	231	124	42	9	48	56	46	28	44	17	19	8	32	6
	R		151	88	23	6	34	40	42	23	36	12	14	5	2	2
	U		50	36	19	3	14	16	4	5	8	5	5	3	..	4
	Unclassifiable		30	..	..	..	..	..	..	..	..	..	..	..	30	..
		Urban	184	76	30	11	60	30	34	11	21	5	29	13	1	6
	R		106	32	10	3	37	10	19	3	11	3	20	10	..	3
	U		78	44	20	8	23	20	15	8	10	2	9	3	1	3
	Unclassifiable		..	..	..	..	..	..	..	..	..	..	..	..	..	..
Bihar		Rural	7,137	12,051	1,430	1,009	1,830	2,179	1,233	2,322	966	1,832	1,502	4,574	176	135
	R		6,679	11,664	1,337	960	1,661	2,067	1,163	2,247	892	1,783	1,462	4,476	164	131
	U		458	385	93	49	169	112	70	74	74	49	40	97	12	4
	Unclassifiable		..	2	..	..	..	..	..	1	..	..	..	1	..	..
		Urban	6,102	6,017	660	260	1,847	1,221	1,375	1,036	846	1,424	1,346	1,022	19	54
	R		4,498	3,547	494	171	1,335	833	1,016	739	599	1,084	1,049	681	5	39
	U		1,604	1,470	175	89	512	388	359	297	247	340	297	341	14	15
	Unclassifiable		..	..	..	..	..	..	..	..	..	..	..	..	..	..
Gujarat		Rural	103	40	8	..	20	15	19	11	24	7	32	7	..	..
	R		76	37	3	..	14	13	15	10	15	7	29	7	..	..
	U		27	3	5	..	6	2	4	1	9	..	3	..	..	..
	Unclassifiable		..	..	..	..	..	..	..	..	..	..	..	..	..	..
		Urban	139	57	26	3	37	13	23	15	18	9	34	12	1	5
	R		100	20	13	..	29	4	13	7	14	2	26	7	..	..
	U		39	37	8	3	8	9	10	8	4	7	8	5	1	5
	Unclassifiable		..	..	..	..	..	..	..	..	..	..	..	..	..	..

TABLE D-III—MIGRANTS CLASSIFIED BY PLACE OF BIRTH AND

Where born	Rural Urban	Total Migrants Males	Total Migrants Females	Duration of Less than 1 Males	Duration of Less than 1 Females
1	2	3	4	5	6
					MIDNAPORE
Jammu and Kashmir	Rural	10	..	1	..
R		1	..	..	..
U		9	..	1	..
Unclassifiable		..	..	..	..
	Urban	6	2	..	..
R		1	1	..	..
U		5	1	..	..
Unclassifiable		..	..	..	..
Kerala	Rural	140	42	19	6
R		88	12	13	3
U		52	30	6	3
Unclassifiable		..	..	..	..
	Urban	188	297	5	4
R		119	217	..	4
U		69	80	5	..
Unclassifiable		..	..	..	..
Madhya Pradesh	Rural	187	151	41	16
R		129	90	29	12
U		58	52	12	4
Unclassifiable		..	..	..	..
	Urban	689	2,191	62	84
R		527	1,516	49	52
U		102	675	13	32
Unclassifiable		..	..	..	..
Madras	Rural	361	187	149	38
R		275	108	128	22
U		86	79	21	16
Unclassifiable		..	..	..	..
	Urban	1,241	3,103	126	72
R		578	2,585	44	59
U		663	518	82	13
Unclassifiable		..	..	..	..
Maharashtra	Rural	109	67	26	23
R		38	25	12	11
U		71	42	14	12
Unclassifiable		..	..	..	..
	Urban	81	405	2	5
R		25	169	..	..
U		56	236	2	5
Unclassifiable		..	..	..	..
Mysore	Rural	76	30	18	10
R		40	11	5	7
U		36	19	13	3
Unclassifiable		..	..	..	..
	Urban	26	4	..	..
R		13	1	..	..
U		13	3	..	..
Unclassifiable		..	..	..	..
Orissa	Rural	9,312	14,847	1,017	796
R		8,985	14,536	972	770
U		324	310	45	26
Unclassifiable		3	1	..	..
	Urban	2,202	2,964	232	102
R		1,705	2,020	183	67
U		587	944	49	35
Unclassifiable		..	..	..	..

DURATION OF RESIDENCE IN PLACE OF ENUMERATION—*contd.*

Residence in place of Enumeration in years: 1—5 Males	1—5 Females	6—10 Males	6—10 Females	11—15 Males	11—15 Females	16 and over Males	16 and over Females	Period not stated Males	Period not stated Females
7	8	9	10	11	12	13	14	15	16
DISTRICT—*contd.*									
9	..	..	..	..	..	..	..	..	..
1	..	..	..	..	..	..	..	..	..
8	..	..	..	..	..	..	..	..	..
..	..	..	..	..	..	..	..	..	..
..	..	5	1	1	1	..	..	..	..
..	..	1	..	..	1	..	..	..	..
..	..	4	1	1	..	..	..	..	..
..	..	..	..	..	..	..	..	..	..
87	23	2	1	..	3	..	7	32	2
50	5	1	1	..	..	..	3	24	..
37	18	1	..	..	3	..	4	8	2
..	..	..	..	..	..	..	..	..	..
15	51	13	40	9	94	146	108	..	..
7	41	8	28	4	62	100	82	..	..
8	10	5	12	5	32	46	26	..	..
..	..	..	..	..	..	..	..	..	..
58	39	36	26	16	21	34	45	2	4
34	25	29	15	11	12	24	32	2	3
24	14	7	11	5	9	10	13	..	1
..	..	..	..	..	..	..	..	..	..
188	654	131	364	69	394	238	693	1	2
148	477	96	244	52	250	181	493	1	..
40	177	35	120	17	144	57	200	..	2
..	..	..	..	..	..	..	..	..	..
114	45	32	45	23	19	19	35	24	5
66	22	25	30	20	14	17	19	19	1
48	23	7	15	3	5	2	16	5	4
..	..	..	..	..	..	..	..	..	..
437	429	290	747	217	897	141	958	30	..
204	310	168	594	105	824	54	798	3	..
233	119	122	153	112	73	87	160	27	..
..	..	..	..	..	..	..	..	..	..
62	22	3	5	5	4	5	9	8	4
17	8	2	1	1	..	..	4	6	1
45	14	1	4	4	4	5	5	2	3
..	..	..	..	..	..	..	..	..	..
20	55	28	157	5	98	26	90	..	..
2	36	8	44	2	51	13	38	..	..
18	19	20	113	3	47	13	52	..	..
..	..	..	..	..	..	..	..	..	..
24	13	12	..	15	5	4	2	3	..
3	1	12	..	15	3	4	..	1	..
21	12	..	..	..	2	..	2	2	..
..	..	..	..	..	..	..	..	..	..
3	..	4	2	5	1	14	1	..	..
1	..	..	1	2	..	10	..	..	..
2	..	4	1	3	1	4	1	..	..
..	..	..	..	..	..	..	..	..	..
2,562	3,156	1,074	2,683	1,301	1,898	2,628	5,879	130	435
2,466	3,074	1,593	2,641	1,249	1,848	2,575	5,771	130	432
96	82	81	42	51	50	51	107	..	3
..	..	..	..	1	..	2	1	..	..
704	851	497	784	392	560	443	618	24	19
542	534	377	496	261	405	321	508	21	10
162	317	120	288	131	155	122	110	3	9
..	..	..	..	..	..	..	..	..	..

TABLE D-III —MIGRANTS CLASSIFIED BY PLACE OF BIRTH AND

Where born		Rural Urban	Total Migrants		Duration of Less than 1	
			Males	Females	Males	Females
1		2	3	4	5	6
						MIDNAPORE
Punjab		Rural	263	136	67	13
	R		141	72	46	5
	U		122	64	16	8
	Unclassifiable		..	..	..	..
		Urban	371	453	37	8
	R		251	293	31	5
	U		120	160	6	3
	Unclassifiable		..	..	..	..
Rajasthan		Rural	231	113	29	13
	R		172	92	18	10
	U		59	21	11	3
	Unclassifiable		..	..	..	..
		Urban	374	243	38	7
	R		233	183	25	7
	U		141	70	13	..
	Unclassifiable		..	..	..	..
Uttar Pradesh		Rural	847	340	186	70
	R		684	228	156	52
	U		163	112	30	18
	Unclassifiable		..	..	..	..
		Urban	2,327	1,558	326	130
	R		1,627	1,252	264	112
	U		700	306	62	18
	Unclassifiable		..	..	..	..
Andaman and Nicobar Islands		Rural	..	..	..	..
	R		..	..	..	..
	U		..	..	..	..
	Unclassifiable		..	..	..	..
		Urban	7	..	..	..
	R		5	..	..	..
	U		2	..	..	..
	Unclassifiable		..	..	..	..
Delhi		Rural	45	53	10	9
	R		5	7	2	2
	U		40	46	8	7
	Unclassifiable		..	..	..	..
		Urban	27	25	4	3
	R		17	4	..	2
	U		10	21	4	1
	Unclassifiable		..	..	..	..
Himachal Pradesh		Rural	2	..	..	..
	R		1	..	..	..
	U		1	..	..	..
	Unclassifiable		..	..	..	..
		Urban	2	..	..	..
	R		..	..	..	..
	U		2	..	..	..
	Unclassifiable		..	..	..	..
Laccadive, Minicoy and Amindivi Islands		Rural	..	..	..	..
	R		..	..	..	..
	U		..	..	..	..
	Unclassifiable		..	..	..	..
		Urban	..	..	..	..
	R		..	..	..	..
	U		..	..	..	..
	Unclassifiable		..	..	..	..

DURATION OF RESIDENCE IN PLACE OF ENUMERATION—*contd.*

residence in place of Enumeration in years									
1—5		6—10		11—15		16 and over		Period not stated	
Males	Females	Males	Females	Males	Females	Males	Females	Males	Females
7	8	9	10	11	12	13	14	15	16
DISTRICT— *contd.*									
155	55	9	16	9	26	11	26	17	..
63	30	6	11	6	12	8	14	12	..
92	25	3	5	3	14	3	12	5	..
..	..	..	..	..	..	..	..	..	..
108	114	92	115	37	84	98	132	2	..
87	78	62	77	19	51	55	82	..	..
21	36	30	38	18	33	43	50	2	..
..	..	..	..	..	..	..	..	..	..
76	31	48	12	30	14	45	43	3	..
55	27	36	8	24	11	36	36	3	..
21	4	12	4	6	3	9	7	..	..
..	..	..	..	..	..	..	..	..	..
118	60	94	50	44	64	80	72	..	..
75	49	63	41	23	40	47	46	..	..
43	11	31	9	21	24	33	26	..	..
..	..	..	..	..	..	..	..	..	..
334	115	121	39	47	25	129	86	30	5
238	66	109	28	41	16	113	63	27	3
96	49	12	11	6	9	16	23	3	2
..	..	..	..	..	..	..	..	..	..
760	346	489	470	281	279	462	315	9	18
444	255	372	378	214	246	320	251	4	10
316	91	117	92	67	33	133	64	5	8
..	..	..	..	..	..	..	..	..	..
..	..	..	..	..	..	..	..	..	..
..	..	..	..	..	..	..	..	..	..
..	..	..	..	..	..	..	..	..	..
..	..	..	..	..	..	..	..	..	..
6	..	1	..	..	..	..	..	..	..
4	..	1	..	..	..	..	..	..	..
2	..	..	..	..	..	..	..	..	..
..	..	..	..	..	..	..	..	..	..
35	24	..	3	..	6	..	9	..	2
3	1	..	..	..	1	..	2	..	1
32	23	..	3	..	5	..	7	..	1
..	..	..	..	..	..	..	..	..	..
5	5	6	9	3	..	9	8	..	..
3	..	6	1	2	..	6	1	..	..
2	5	..	8	1	..	3	7	..	..
..	..	..	..	..	..	..	..	..	..
1	..	..	..	..	..	1	..	..	..
..	..	..	..	..	..	1	..	..	..
1	..	..	..	..	..	..	..	..	..
..	..	..	..	..	..	..	..	..	..
2	..	..	..	..	..	..	..	..	..
..	..	..	..	..	..	..	..	..	..
2	..	..	..	..	..	..	..	..	..
..	..	..	..	..	..	..	..	..	..
..	..	..	..	..	..	..	..	..	..
..	..	..	..	..	..	..	..	..	..
..	..	..	..	..	..	..	..	..	..
..	..	..	..	..	..	..	..	..	..
..	..	..	..	..	..	..	..	..	..
..	..	..	..	..	..	..	..	..	..
..	..	..	..	..	..	..	..	..	..
..	..	..	..	..	..	..	..	..	..
..	..	..	..	..	..	..	..	..	..
..	..	..	..	..	..	..	..	..	..
..	..	..	..	..	..	..	..	..	..

TABLE D-III—MIGRANTS CLASSIFIED BY PLACE OF BIRTH AND DURATION OF RESIDENCE IN PLACE OF ENUMERATION—*contd.*

Where born		Rural Urban	Total Migrants		Duration of residence in place of Enumeration in years: Less than 1		1—5		6—10		11—15		16 and over		Period not stated	
			Males	Females	Males	Females	Males	Females	Males	Females	Males	Females	Males	Females	Males	Females
1		2	3	4	5	6	7	8	9	10	11	12	13	14	15	16
							MIDNAPORE									
Manipur		Rural	19	1	4	..	13	..	..	1	..	..	..	..	2	..
	R		13	1	2	..	10	..	..	1	..	..	..	..	1	..
	U		6	..	2	..	3	..	..	..	..	..	..	..	1	..
	Unclassifiable		..	..	..	..	..	..	..	..	..	..	..	..	..	..
		Urban	..	..	..	..	..	..	..	..	..	..	..	..	..	..
	R		..	..	..	..	..	..	..	..	..	..	..	..	..	..
	U		..	..	..	..	..	..	..	..	..	..	..	..	..	..
	Unclassifiable		..	..	..	..	..	..	..	..	..	..	..	..	..	..
Tripura		Rural	25	44	3	3	8	12	5	10	4	9	5	10	..	..
	R		23	38	3	2	8	11	4	10	3	7	5	8	..	..
	U		2	6	..	1	..	1	1	..	1	2	..	2	..	..
	Unclassifiable		..	..	..	..	..	..	..	..	..	..	..	..	..	..
		Urban	20	15	2	2	9	5	7	1	7	6	3	1	1	..
	R		16	9	1	1	6	4	3	1	3	3	2	..	1	..
	U		13	6	1	1	3	1	4	..	4	3	1	1	..	..
	Unclassifiable		..	..	..	..	..	..	..	..	..	..	..	..	..	..
Dadra and Nagar Haveli		Rural	..	..	..	..	..	..	..	..	..	..	..	..	..	..
	R		..	..	..	..	..	..	..	..	..	..	..	..	..	..
	U		..	..	..	..	..	..	..	..	..	..	..	..	..	..
	Unclassifiable		..	..	..	..	..	..	..	..	..	..	..	..	..	..
		Urban	..	..	..	..	..	..	..	..	..	..	..	..	..	..
	R		..	..	..	..	..	..	..	..	..	..	..	..	..	..
	U		..	..	..	..	..	..	..	..	..	..	..	..	..	..
	Unclassifiable		..	..	..	..	..	..	..	..	..	..	..	..	..	..
Goa, Daman and Diu		Rural	2	..	..	..	2	..	..	..	..	..	..	..	..	..
	R		2	..	..	..	2	..	..	..	..	..	..	..	..	..
	U		..	..	..	..	..	..	..	..	..	..	..	..	..	..
	Unclassifiable		..	..	..	..	..	..	..	..	..	..	..	..	..	..
		Urban	..	..	..	..	..	..	..	..	..	..	..	..	..	..
	R		..	..	..	..	..	..	..	..	..	..	..	..	..	..
	U		..	..	..	..	..	..	..	..	..	..	..	..	..	..
	Unclassifiable		..	..	..	..	..	..	..	..	..	..	..	..	..	..
Pondicherry		Rural	..	..	..	..	..	..	..	..	..	*	..	..	..	..
	R		..	..	..	..	..	..	..	..	..	..	..	..	..	..
	U		..	..	..	..	..	..	..	..	..	..	..	..	..	..
	Unclassifiable		..	..	..	..	..	..	..	..	..	..	..	..	..	..
		Urban	7	..	..	..	..	..	2	..	..	..	5	..	..	..
	R		2	..	..	..	..	..	..	..	..	..	..	..	..	..
	U		5	..	..	..	..	..	2	..	..	..	3	..	..	..
	Unclassifiable		..	..	..	..	..	..	..	..	..	..	..	..	..	..
North-East Frontier Agency		Rural	..	..	..	..	..	..	..	..	..	..	..	..	..	..
	R		..	..	..	..	..	..	..	..	..	..	..	..	..	..
	U		..	..	..	..	..	..	..	..	..	..	..	..	..	..
	Unclassifiable		..	..	..	..	..	..	..	..	..	..	..	..	..	..
		Urban	..	..	..	..	..	..	..	..	..	..	..	..	..	..
	R		..	..	..	..	..	..	..	..	..	..	..	..	..	..
	U		..	..	..	..	..	..	..	..	..	..	..	..	..	..
	Unclassifiable		..	..	..	..	..	..	..	..	..	..	..	..	..	..
Nagaland		Rural	..	..	..	..	..	..	..	..	..	..	..	..	..	..
	R		..	..	..	..	..	..	..	..	..	..	..	..	..	..
	U		..	..	..	..	..	..	..	..	..	..	..	..	..	..
	Unclassifiable		..	..	..	..	..	..	..	..	..	..	..	..	..	..
		Urban	..	..	..	..	..	..	..	..	..	..	..	..	..	..
	R		..	..	..	..	..	..	..	..	..	..	..	..	..	..
	U		..	..	..	..	..	..	..	..	..	..	..	..	..	..
	Unclassifiable		..	..	..	..	..	..	..	..	..	..	..	..	..	..

TABLE D-III—MIGRANTS CLASSIFIED BY PLACE OF BIRTH AND DURATION OF RESIDENCE IN PLACE OF ENUMERATION— *contd.*

Where born		Rural Urban	Total Migrants Males	Total Migrants Females	Duration of residence in place of Enumeration in years: Less than 1 Males	Less than 1 Females	1–5 Males	1–5 Females	6–10 Males	6–10 Females	11–15 Males	11–15 Females	16 and over Males	16 and over Females	Period not stated Males	Period not stated Females
1		2	3	4	5	6	7	8	9	10	11	12	13	14	15	16
								MIDNAPORE								
Sikkim		Rural	..	..	..	..	..	..	..	..	..	..	..	..	..	..
	R		..	..	..	..	..	..	..	..	..	..	..	..	..	..
	U		..	..	..	..	..	..	..	..	..	..	..	..	..	..
	Unclassifiable		..	..	..	..	..	..	..	..	..	..	..	..	..	..
		Urban	..	..	..	..	..	..	..	..	..	..	..	..	..	..
	R		..	..	..	..	..	..	..	..	..	..	..	..	..	..
	U		..	..	..	..	..	..	..	..	..	..	..	..	..	..
	Unclassifiable		..	..	..	..	..	..	..	..	..	..	..	..	..	..
Born in Nepal		Rural	355	132	60	20	105	55	90	29	61	23	16	5	3	..
		Urban	219	81	25	7	52	14	35	28	26	20	71	12	10	..
Born in Pakistan		Rural	11,679	11,215	1,706	858	4,387	3,548	3,007	3,682	1,844	2,638	640	410	86	129
		Urban	9,922	8,452	890	677	3,456	2,297	2,198	1,846	1,607	2,447	1,613	1,078	89	107
Born in other countries outside India		Rural	27	25	3	5	10	7	3	4	3	4	4	7	4	..
		Urban	198	24	30	1	55	10	31	2	42	8	40	3	..	..
Birth place unclassifiable		Rural	740	820	19	140	26	91	13	59	12	48	12	275	598	207
		Urban	24	..	1	..	9	..	6	..	4	..	4	..	..	..
								PURULIA								
TOTAL		Total	83,097	287,469	8,571	21,333	24,399	63,819	14,358	52,952	13,613	50,581	21,493	92,990	663	5,794
		Rural	66,167	270,188	6,908	20,192	17,744	59,766	11,384	50,286	10,649	48,094	18,849	87,938	663	3,879
		Urban	16,930	17,314	1,663	1,141	6,655	4,053	3,004	2,666	2,964	2,487	2,644	5,052	..	1,915
Born elsewhere in the District of Enumeration		Rural	48,450	222,884	5,014	15,972	12,142	40,351	7,325	40,968	7,878	40,554	15,663	72,563	428	3,470
	R		47,225	221,726	4,972	15,842	11,893	40,026	6,941	40,734	7,638	40,352	15,366	72,301	415	3,470
	U		1,215	1,120	42	128	240	322	384	214	240	197	296	255	7	4
	Unclassifiable		10	38	..	1	3	3	..	20	..	5	1	7	6	2
		Urban	7,047	7,178	531	200	2,270	1,303	1,509	973	1,327	1,148	1,410	2,477	..	1,077
	R		3,392	5,556	248	143	1,132	1,029	440	754	745	901	821	2,047	..	682
	U		3,651	1,622	283	57	1,137	274	1,063	219	582	247	589	430	..	395
	Unclassifiable		4	..	..	..	1	..	..	..	..	..	..	..	..	..
Born outside the District but within the State of Enumeration		Rural	6,277	19,494	785	1,484	2,204	4,642	1,169	3,864	773	3,634	1,211	5,753	45	117
	R		5,915	18,573	729	1,386	2,162	4,362	1,104	3,627	723	3,523	1,160	5,563	37	112
	U		358	919	56	98	132	280	64	237	50	111	48	190	8	3
	Unclassifiable		4	2	..	..	..	..	1	..	..	..	3	..	..	2
		Urban	3,070	3,361	419	301	1,500	980	418	498	357	363	376	931	..	288
	R		1,418	1,486	154	135	686	442	180	237	180	145	209	443	..	84
	U		1,648	1,875	264	166	812	538	229	261	177	218	166	488	..	204
	Unclassifiable		4	..	1	..	2	..	..	..	..	..	1	..	..	..
Born in another State																
Andhra Pradesh		Rural	162	88	8	9	30	29	46	24	26	11	49	12	3	2
	R		152	64	8	5	27	26	43	18	26	8	46	7	2	..
	U		10	24	..	4	3	3	3	6	..	3	3	6	1	2
	Unclassifiable		..	..	..	..	..	..	..	..	..	..	..	..	..	..
		Urban	647	775	57	130	357	285	90	134	81	141	62	71	..	14
	R		526	484	38	80	313	194	71	92	64	77	40	32	..	2
	U		121	291	19	44	44	91	19	42	17	64	22	38	..	12
	Unclassifiable		..	..	..	..	..	..	..	..	..	..	..	..	..	..

TABLE D-III MIGRANTS CLASSIFIED BY PLACE OF BIRTH AND

Where born	Rural Urban	Total Migrants		Duration of Less than 1	
		Males	Females	Males	Females
1	2	3	4	5	6
					PURULIA
Assam	Rural	58	26	7	2
R		45	21	7	1
U		13	5	..	1
Unclassifiable		..	..	..	..
	Urban	34	69	4	7
R		9	26	..	3
U		25	43	4	4
Unclassifiable		..	..	..	..
Bihar	Rural	8,390	23,336	764	2,104
R		8,241	22,884	751	2,043
U		149	451	13	61
Unclassifiable		..	1	..	..
	Urban	2,933	3,155	347	209
R		1,520	1,658	152	125
U		1,413	1,497	195	84
Unclassifiable		..	..	..	..
Gujarat	Rural	20	2	..	..
R		12	2	..	..
U		8	..	..	..
Unclassifiable		..	..	..	..
	Urban	87	86	10	1
R		45	26	4	1
U		42	60	6	..
Unclassifiable		..	..	..	..
Jammu and Kashmir	Rural	..	..	..	..
R		..	..	..	..
U		..	..	..	..
Unclassifiable		..	..	..	..
	Urban	2	1	..	..
R		..	..	..	..
U		2	1	..	..
Unclassifiable		..	..	..	..
Kerala	Rural	50	18	2	5
R		48	15	2	2
U		2	3	..	3
Unclassifiable		..	..	..	..
	Urban	57	12	7	..
R		38	4	4	..
U		19	8	3	..
Unclassifiable		..	..	..	..
Madhya Pradesh	Rural	57	146	8	33
R		47	131	3	31
U		10	15	5	2
Unclassifiable		..	..	..	..
	Urban	141	158	17	19
R		61	43	5	6
U		80	115	12	13
Unclassifiable		..	..	..	..
Madras	Rural	88	49	5	6
R		64	13	3	6
U		24	36	2	..
Unclassifiable		..	..	..	..
	Urban	105	125	15	21
R		31	52	3	7
U		74	73	12	14
Unclassifiable		..	..	..	..

DURATION OF RESIDENCE IN PLACE OF ENUMERATION—*contd.*

residence in place of Enumeration in years									
1—5		6—10		11—15		16 and over		Period not stated	
Males	Females	Males	Females	Males	Females	Males	Females	Males	Females
7	8	9	10	11	12	13	14	15	16
DISTRICT—*contd.*									
25	5	8	7	13	8	5	4	..	..
22	5	8	5	3	6	5	4	..	..
3	..	..	2	10	2	..	..	..	..
..	..	..	..	..	..	..	..	..	..
13	16	4	9	8	11	5	20	..	6
1	6	3	4	5	2	..	10	..	1
12	10	1	5	3	9	5	10	..	5
..	..	..	..	..	..	..	..	..	..
2,555	4,568	2,256	3,945	1,305	3,319	1,444	9,206	66	194
2,496	4,447	2,239	3,821	1,277	3,246	1,420	9,135	58	192
59	121	17	124	28	73	24	70	8	2
..	..	..	..	..	..	..	1	..	..
1,265	704	489	555	452	383	380	992	..	312
717	347	184	280	235	210	232	562	..	125
548	357	305	266	217	173	148	430	..	187
..	..	..	..	..	..	..	..	..	..
5	..	12	2	..	..	3	..	..	..
5	..	5	2	..	..	2	..	..	..
..	..	7	..	..	..	1	..	..	..
..	..	..	..	..	..	..	..	..	..
48	18	7	12	8	6	14	8	..	41
26	7	5	8	4	2	6	1	..	7
22	11	2	4	4	4	8	7	..	34
..	..	..	..	..	..	..	..	..	..
..	..	..	..	..	..	..	..	..	..
..	..	..	..	..	..	..	..	..	..
..	..	..	..	..	..	..	..	..	..
..	..	..	..	..	..	..	..	..	..
1	1	..	..	1	..	..	..	..	..
..	..	..	..	..	..	..	..	..	..
1	1	..	..	1	..	..	..	..	..
..	..	..	..	..	..	..	..	..	..
15	3	8	4	8	3	16	2	1	1
15	3	7	4	7	3	16	2	1	1
..	..	1	..	1	..	..	..	..	..
..	..	..	..	..	..	..	..	..	..
44	5	2	1	4	1	..	..	..	5
20	3	2	1	3	..	..	..	..	..
16	2	..	..	1	1	..	..	..	5
..	..	..	..	..	..	..	..	..	..
16	56	10	20	9	16	13	11	1	10
14	52	10	19	8	15	12	11	..	3
2	4	..	1	1	1	1	..	1	7
..	..	..	..	..	..	..	..	..	..
60	45	23	28	13	33	28	31	..	2
31	12	11	11	9	6	5	8	..	..
29	33	12	17	4	27	23	23	..	2
..	..	..	..	..	..	..	..	..	..
26	31	12	6	19	4	21	2	5	..
21	1	11	3	13	2	16	1	..	..
5	30	1	3	6	2	5	1	5	..
..	..	..	..	..	..	..	..	..	..
58	38	5	28	15	18	12	10	..	10
16	20	1	7	7	8	4	8	..	2
42	18	4	21	8	10	8	2	..	8
..	..	..	..	..	..	..	..	..	..

TABLE D-III—MIGRANTS CLASSIFIED BY PLACE OF BIRTH AND

Where born	Rural Urban	Total Migrants		Duration of Less than 1	
		Males	Females	Males	Females
1	2	3	4	5	6
					PURULIA
Maharashtra	Rural	8	1	2	..
R		5	..	1	..
U		3	1	1	..
Unclassifiable		..	..	..	..
	Urban	33	55	7	9
R		14	9	4	..
U		19	46	3	9
Unclassifiable		..	..	..	..
Mysore	Rural	4	1	1	..
R		3	1	..	..
U		1	..	1	..
Unclassifiable		..	..	..	..
	Urban	1	51	1	..
R		..	19	..	..
U		1	32	1	..
Unclassifiable		..	..	..	..
Orissa	Rural	262	296	30	45
R		242	255	30	37
U		20	41	..	8
Unclassifiable		..	..	..	..
	Urban	307	344	46	58
R		187	174	23	35
U		120	170	23	23
Unclassifiable		..	..	..	..
Punjab	Rural	189	205	20	49
R		179	179	18	41
U		10	26	2	8
Unclassifiable		..	..	..	..
	Urban	114	57	13	5
R		52	28	2	2
U		62	29	11	3
Unclassifiable		..	..	..	..
Rajasthan	Rural	93	357	14	51
R		85	332	14	41
U		8	25	..	10
Unclassifiable		..	..	..	..
	Urban	408	397	34	15
R		150	172	5	14
U		257	225	29	1
Unclassifiable		1	..	..	..
Uttar Pradesh	Rural	304	498	75	87
R		342	430	73	76
U		22	68	2	11
Unclassifiable		..	..	..	..
	Urban	471	402	73	42
R		287	211	29	30
U		184	191	44	12
Unclassifiable		..	..	..	..
Andaman and Nicobar Islands	Rural	..	..	..	..
R		..	..	..	..
U		..	..	..	..
Unclassifiable		..	..	..	..
	Urban	..	..	..	..
R		..	..	..	..
U		..	..	..	..
Unclassifiable		..	..	..	..

DURATION OF RESIDENCE IN PLACE OF ENUMERATION—*contd.*

residence in place of Enumeration in years									
1—5		6—10		11—15		16 and over		Period not stated	
Males	Females	Males	Females	Males	Females	Males	Females	Males	Females
7	8	9	10	11	12	13	14	15	16
DISTRICT—*contd.*									
4	1	1	..	..	..	1	..	..	..
2	..	1	..	..	..	1	..	..	..
2	1	..	..	..	..	..	..	..	..
..	..	..	..	..	..	..	..	..	..
15	14	7	5	2	11	2	7	..	9
7	2	3	..	..	2	..	2	..	3
8	12	4	5	2	9	2	5	..	6
..	..	..	..	..	..	..	..	..	..
..	..	..	..	..	..	3	1	..	..
..	..	..	..	..	..	3	1	..	..
..	..	..	..	..	..	..	..	..	..
..	..	..	..	..	..	..	..	..	..
..	6	..	17	..	9	..	13	..	6
..	1	..	9	..	2	..	7	..	..
..	5	..	8	..	7	..	6	..	6
..	..	..	..	..	..	..	..	..	..
82	102	44	54	49	46	57	42	..	7
74	83	41	48	41	43	56	37	..	7
8	19	3	6	8	3	1	5	..	..
..	..	..	..	..	..	..	..	..	..
130	75	50	69	40	57	41	65	..	20
82	36	32	28	19	33	31	35	..	7
48	39	18	41	21	24	10	30	..	13
..	..	..	..	..	..	..	..	..	..
54	60	40	42	33	28	42	20	..	6
51	52	38	38	33	24	39	19	..	5
3	8	2	4	..	4	3	1	..	1
..	..	..	..	..	..	..	..	..	..
48	12	25	11	16	5	12	8	..	16
22	7	15	5	9	1	4	4	..	9
26	5	10	6	7	4	8	4	..	7
..	..	..	..	..	..	..	..	..	..
13	137	13	113	17	28	35	26	1	2
12	129	11	110	16	26	32	24	..	2
1	8	2	3	1	2	3	2	1	..
..	..	..	..	..	..	..	..	..	..
132	43	63	75	74	72	105	147	..	45
47	18	19	29	29	28	50	68	..	15
85	25	44	46	45	44	54	79	..	30
..	..	..	..	..	..	1	..	..	..
89	177	73	95	49	71	76	67	2	1
80	150	66	85	49	58	72	60	2	1
9	27	7	10	..	13	4	7	..	..
..	..	..	..	..	..	..	..	..	..
196	91	53	71	76	53	73	132	..	13
118	48	30	46	50	30	51	57	..	..
78	43	14	25	26	23	22	75	..	13
..	..	..	..	..	..	—	—	..	..
..	..	..	..	..	..	..	..	..	..
..	..	..	..	..	..	..	..	..	..
..	..	..	..	..	..	..	..	..	..
..	..	..	..	..	..	..	..	..	..
..	..	..	..	..	..	..	..	..	..
..	..	..	..	..	..	..	..	..	..
..	..	..	..	..	..	..	..	..	..
..	..	..	..	..	..	..	..	..	..
..	..	..	..	..	..	..	..	..	..

TABLE D-III MIGRANTS CLASSIFIED BY PLACE OF BIRTH AND DURATION OF RESIDENCE IN PLACE OF ENUMERATION—*contd.*

Where born		Rural Urban	Total Migrants		Duration of residence in place of Enumeration in years: Less than 1		1–5		6–10		11–15		16 and over		Period not stated	
			Males	Females	Males	Females	Males	Females	Males	Females	Males	Females	Males	Females	Males	Females
1		2	3	4	5	6	7	8	9	10	11	12	13	14	15	16
PURULIA DISTRICT—contd.																
Delhi		Rural	2	5	..	..	..	4	..	1	..	..	..	..	2	..
	R		..	..	..	..	..	..	..	..	..	..	..	..	..	..
	U		2	6	..	..	..	4	..	1	..	..	..	..	2	..
	Unclassifiable		..	..	..	..	..	..	..	..	..	..	..	..	..	..
		Urban	16	30	..	..	6	12	4	8	4	4	2	2	..	4
	R		..	4	..	..	..	3	..	1	..	..	..	..	..	..
	U		16	26	..	..	6	9	4	7	4	4	2	2	..	4
	Unclassifiable		..	..	..	..	..	..	..	..	..	..	..	..	..	..
Himachal Pradesh		Rural	..	..	..	..	..	..	..	..	..	..	..	..	..	..
	R		..	..	..	..	..	..	..	..	..	..	..	..	..	..
	U		..	..	..	..	..	..	..	..	..	..	..	..	..	..
	Unclassifiable		..	..	..	..	..	..	..	..	..	..	..	..	..	..
		Urban	1	..	1	..	..	..	..	..	..	..	..	..	..	..
	R		..	..	..	..	..	..	..	..	..	..	..	..	..	..
	U		1	..	1	..	..	..	..	..	..	..	..	..	..	..
	Unclassifiable		..	..	..	..	..	..	..	..	..	..	..	..	..	..
Laccadive, Minicoy and Amindivi Islands		Rural	..	..	..	..	..	..	..	..	..	..	..	..	..	..
	R		..	..	..	..	..	..	..	..	..	..	..	..	..	..
	U		..	..	..	..	..	..	..	..	..	..	..	..	..	..
	Unclassifiable		..	..	..	..	..	..	..	..	..	..	..	..	..	..
		Urban	..	..	..	..	..	..	..	..	..	..	..	..	..	..
	R		..	..	..	..	..	..	..	..	..	..	..	..	..	..
	U		..	..	..	..	..	..	..	..	..	..	..	..	..	..
	Unclassifiable		..	..	..	..	..	..	..	..	..	..	..	..	..	..
Manipur		Rural	2	..	..	..	1	..	1	..	..	..	..	..	..	..
	R		2	..	..	..	1	..	1	..	..	..	..	..	..	..
	U		..	..	..	..	..	..	..	..	..	..	..	..	..	..
	Unclassifiable		..	..	..	..	..	..	..	..	..	..	..	..	..	..
		Urban	..	..	..	..	..	..	..	..	..	..	..	..	..	..
	R		..	..	..	..	..	..	..	..	..	..	..	..	..	..
	U		..	..	..	..	..	..	..	..	..	..	..	..	..	..
	Unclassifiable		..	..	..	..	..	..	..	..	..	..	..	..	..	..
Tripura		Rural	11	5	1	..	4	5	3	..	3	..	..	..	..	..
	R		10	4	1	..	4	4	2	..	3	..	..	..	..	..
	U		1	1	..	..	..	1	1	..	..	..	..	..	..	..
	Unclassifiable		..	..	..	..	..	..	..	..	..	..	..	..	..	..
		Urban	12	20	2	1	6	6	2	2	2	3	..	5	..	3
	R		5	10	1	..	2	3	1	2	1	1	..	4	..	..
	U		7	10	1	1	4	3	1	..	1	2	..	1	..	3
	Unclassifiable		..	..	..	..	..	..	..	..	..	..	..	..	..	..
Dadra and Nagar Haveli		Rural	..	..	..	..	..	..	..	..	..	..	..	..	..	..
	R		..	..	..	..	..	..	..	..	..	..	..	..	..	..
	U		..	..	..	..	..	..	..	..	..	..	..	..	..	..
	Unclassifiable		..	..	..	..	..	..	..	..	..	..	..	..	..	..
		Urban	..	..	..	..	..	..	..	..	..	..	..	..	..	..
	R		..	..	..	..	..	..	..	..	..	..	..	..	..	..
	U		..	..	..	..	..	..	..	..	..	..	..	..	..	..
	Unclassifiable		..	..	..	..	..	..	..	..	..	..	..	..	..	..
Goa, Daman and Diu		Rural	..	..	..	..	..	..	..	..	..	..	..	..	..	..
	R		..	..	..	..	..	..	..	..	..	..	..	..	..	..
	U		..	..	..	..	..	..	..	..	..	..	..	..	..	..
	Unclassifiable		..	..	..	..	..	..	..	..	..	..	..	..	..	..
		Urban	1	4	1	..	..	3	..	..	..	1	..	..	..	..
	R		..	1	..	..	..	1	..	..	..	..	..	..	..	..
	U		1	3	1	..	..	2	..	..	..	1	..	..	..	..
	Unclassifiable		..	..	..	..	..	..	..	..	..	..	..	..	..	..

TABLE D-III—MIGRANTS CLASSIFIED BY PLACE OF BIRTH AND DURATION OF RESIDENCE IN PLACE OF ENUMERATION—*contd.*

Where born	Rural Urban	Total Migrants		Duration of residence in place of Enumeration in years									
				Less than 1		1—5		6—10		11—15		16 and over		Period not stated	
		Males	Females	Males	Females	Males	Females	Males	Females	Males	Females	Males	Females	Males	Females
1	2	3	4	5	6	7	8	9	10	11	12	13	14	15	16
						PURULIA DISTRICT—*concld.*									
Pondicherry	Rural	..	..	..	..	..	..	..	..	..	..	..	..	..	..
	R	..	..	..	..	..	..	..	..	..	..	..	..	..	..
	U	..	..	..	..	..	..	..	..	..	..	..	..	..	..
	Unclassifiable	..	..	..	..	..	..	..	..	..	..	..	..	..	..
	Urban	..	..	..	..	..	..	..	..	..	..	..	..	..	..
	R	..	..	..	..	..	..	..	..	..	..	..	..	..	..
	U	..	..	..	..	..	..	..	..	..	..	..	..	..	..
	Unclassifiable	..	..	..	..	..	..	..	..	..	..	..	..	..	..
North-East Frontier Agency	Rural	..	..	..	..	..	..	..	..	..	..	..	..	..	..
	R	..	..	..	..	..	..	..	..	..	..	..	..	..	..
	U	..	..	..	..	..	..	..	..	..	..	..	..	..	..
	Unclassifiable	..	..	..	..	..	..	..	..	..	..	..	..	..	..
	Urban	..	..	..	..	..	..	..	..	..	..	..	..	..	..
	R	..	..	..	..	..	..	..	..	..	..	..	..	..	..
	U	..	..	..	..	..	..	..	..	..	..	..	..	..	..
	Unclassifiable	..	..	..	..	..	..	..	..	..	..	..	..	..	..
Nagaland	Rural	..	..	..	..	..	..	..	..	..	..	..	..	..	..
	R	..	..	..	..	..	..	..	..	..	..	..	..	..	..
	U	..	..	..	..	..	..	..	..	..	..	..	..	..	..
	Unclassifiable	..	..	..	..	..	..	..	..	..	..	..	..	..	..
	Urban	..	..	..	..	..	..	..	..	..	..	..	..	..	..
	R	..	..	..	..	..	..	..	..	..	..	..	..	..	..
	U	..	..	..	..	..	..	..	..	..	..	..	..	..	..
	Unclassifiable	..	..	..	..	..	..	..	..	..	..	..	..	..	..
Sikkim	Rural	..	..	..	..	..	..	..	..	..	..	..	..	..	..
	R	..	..	..	..	..	..	..	..	..	..	..	..	..	..
	U	..	..	..	..	..	..	..	..	..	..	..	..	..	..
	Unclassifiable	..	..	..	..	..	..	..	..	..	..	..	..	..	..
	Urban	1	..	..	..	..	..	..	..	..	..	1	..	..	..
	R	..	..	..	..	..	..	..	..	..	..	..	..	..	..
	U	..	..	..	..	..	..	..	..	..	..	1	..	..	..
	Unclassifiable	1	..	..	..	..	..	..	..	..	..	..	..	..	..
Born in Nepal	Rural	161	17	15	..	95	4	10	8	19	1	22	4	..	..
	Urban	116	82	12	10	54	35	17	12	16	9	17	16	..	..
Born in Pakistan	Rural	1,403	2,479	157	311	290	561	323	1,029	445	364	185	200	3	14
	Urban	1,299	930	66	110	431	352	230	152	468	156	104	116	..	44
Born in other countries outside India	Rural	5	4	..	..	2	1	..	..	3	..	..	3	..	..
	Urban	27	22	..	3	21	9	6	6	..	3	..	1	..	..
Birth place unclassifiable	Rural	111	244	..	34	2	20	..	104	..	7	3	21	106	49
	Urban	..	..	..	..	..	..	..	..	..	..	..	..	..	..

TABLE D-III—MIGRANTS CLASSIFIED BY PLACE OF BIRTH AND

Where born	Rural Urban	Total Migrants		Duration of Less than 1	
		Males	Females	Males	Females
1	2	3	4	5	6
					SIK
TOTAL	Total	11,157	7,955	1,129	728
	Rural	8,947	6,618	805	503
	Urban	2,210	1,337	324	225
Born elsewhere in the District of Enumeration	Rural	3,215	3,915	197	338
R		3,022	3,874	166	338
U		122	37	22	..
Unclassifiable		71	4	9	..
	Urban	287	213	95	91
R		287	213	95	91
U		..	..	..	..
Unclassifiable		..	..	..	..
Born in another State					
Andhra Pradesh	Rural	9	1	..	..
R		1			
U		4	..	..	..
Unclassifiable		4	..	..	..
	Urban	2	2	..	..
R					
U		1	..	..	..
Unclassifiable		1	2	..	..
Assam	Rural	96	..	..	..
R					
U		84	..	..	..
Unclassifiable		8	..	..	..
		4	..	..	..
	Urban	14	15	..	..
R					
U		..	6	..	..
Unclassifiable		14	9	..	..
		..	..	..	..
Bihar	Rural	469	1	52	..
R					
U		361	..	25	..
Unclassifiable		98	1	23	..
		10	..	4	..
	Urban	307	28	23	2
R					
U		175	12	18	2
Unclassifiable		130	16	5	..
		2	..	..	..
Jammu and Kashmir	Rural	10	..	..	..
R					
U		9	..	..	..
Unclassifiable		10	..	..	..
		..	..	..	..
	Urban	4	..	..	..
R					
U		2	..	..	..
Unclassifiable		2	..	..	..
		..	..	..	..
Kerala	Rural	53	2	1	..
R					
U		28	..	..	..
Unclassifiable		18	..	..	..
		7	2	1	..
	Urban	3	2	..	..
R					
U		..	..	..	..
Unclassifiable		3	2	..	..
		..	..	..	..

DURATION OF RESIDENCE IN PLACE OF ENUMERATION—*contd.*

residence in place of Enumeration in years									
1–5		6–10		11–15		16 and over		Period not stated	
Males	Females	Males	Females	Males	Females	Males	Females	Males	Females
7	8	9	10	11	12	13	14	15	16
KIM									
1,653	881	1,241	1,389	1,040	1,072	2,700	2,036	3,394	1,849
1,031	541	768	1,052	803	908	2,146	1,765	3,394	1,849
622	340	473	337	237	164	554	271	..	..
224	311	119	421	111	491	697	768	1,837	1,586
211	307	112	405	133	472	660	768	1,740	1,584
11	2	6	15	3	19	29	..	51	1
2	2	1	1	5	..	8	..	46	1
17	35	48	12	22	6	105	69	..	..
17	35	48	12	22	6	105	69	..	..
..	..	..	..	..	..	..	..	..	..
..	..	..	..	..	..	..	..	..	..
..	..	..	..	..	..	..	1	9	..
..	..	..	..	..	..	..	..	1	..
..	..	..	..	..	..	..	..	4	..
..	..	..	..	..	..	..	1	4	..
..	..	2	2	..	..	..	..	..	..
..	..	1	..	..	..	..	..	..	..
..	..	1	2	..	..	..	..	..	..
..	..	..	..	..	..	..	..	..	..
1	..	16	..	8	..	66	..	5	..
..	..	15	..	7	..	61	..	1	..
1	..	1	..	1	..	5	..	..	..
..	..	..	..	..	..	..	..	4	..
..	..	6	9	7	4	1	2	..	..
..	..	..	2	..	4	..	..	..	..
..	..	6	7	7	..	1	2	..	..
..	..	..	..	..	..	..	..	..	..
89	..	72	..	146	1	55	..	55	..
73	..	47	..	133	..	45	..	38	..
16	..	25	..	12	1	9	..	13	..
..	..	..	..	1	..	1	..	4	..
122	9	89	9	21	4	52	4	..	..
71	6	44	3	11	1	31	..	..	..
50	3	45	6	10	3	20	4	..	..
1	..	..	..	..	..	1	..	..	..
..	..	..	..	..	..	..	..	19	..
..	..	..	..	..	..	..	..	9	..
..	..	..	..	..	..	..	..	10	..
..	..	..	..	..	..	..	..	..	..
..	..	4	..	..	..	..	..	..	..
..	..	2	..	..	..	..	..	..	..
..	..	2	..	..	..	..	..	..	..
..	..	..	..	..	..	..	..	..	..
..	..	..	..	..	..	..	..	52	2
..	..	..	..	..	..	..	..	28	..
..	..	..	..	..	..	..	..	18	..
..	..	..	..	..	..	..	..	6	2
..	..	2	2	1	..	..	..	..	..
..	..	..	..	..	..	..	..	..	..
..	..	2	2	1	..	..	..	..	..
..	..	..	..	..	..	..	..	..	..

TABLE D-III—MIGRANTS CLASSIFIED BY PLACE OF BIRTH AND

Where born	Rural Urban	Total Migrants		Duration of Less than 1	
		Males	Females	Males	Females
1	2	3	4	5	6
					SIK
Madhya Pradesh	Rural	6	1	..	..
R		3	..	..	..
U		2	..	..	..
Unclassifiable		1	1	..	..
	Urban	12	..	2	..
R		5	..	2	..
U		7	..	..	..
Unclassifiable		..	..	..	..
Madras	Rural	22	..	1	..
R		13	..	1	..
U		6	..	..	..
Unclassifiable		3	..	..	..
	Urban	1	3	..	..
R		..	..	..	..
U		1	3	..	..
Unclassifiable		..	..	..	..
Maharashtra	Rural	15	..	..	..
R		2	..	..	..
U		9	..	..	..
Unclassifiable		4	..	..	..
	Urban	8	9	1	..
R		4	..	1	..
U		4	9	..	..
Unclassifiable		..	..	..	..
Mysore	Rural	6	..	..	..
R		2	..	..	..
U		4	..	..	..
Unclassifiable		..	..	..	..
	Urban	2	..	..	..
R		..	..	..	..
U		2	..	..	..
Unclassifiable		..	..	..	..
Orissa	Rural	2	..	..	..
R		..	..	..	..
U		1	..	..	..
Unclassifiable		1	..	..	..
	Urban	1	..	..	..
R		..	..	..	..
U		1	..	..	..
Unclassifiable		..	..	..	..
Punjab	Rural	142	2	3	..
R		111	..	3	..
U		30	..	..	..
Unclassifiable		1	2	..	..
	Urban	133	77	10	6
R		85	50	7	3
U		48	27	3	3
Unclassifiable		..	..	..	..
Rajasthan	Rural	60	..	8	..
R		44	..	7	..
U		15	..	1	..
Unclassifiable		1	..	..	..
	Urban	112	50	6	1
R		101	47	5	..
U		11	3	1	1
Unclassifiable		..	..	..	..

DURATION OF RESIDENCE IN PLACE OF ENUMERATION—*contd.*

residence in place of Enumeration in years									
1—5		6—10		11—15		16 and over		Period not stated	
Males	Females	Males	Females	Males	Females	Males	Females	Males	Females
7	8	9	10	11	12	13	14	15	16
KIM—*contd.*									
								5	1
1	..	..	..	..	..	..	..		
								3	..
..	..	..	..	..	..	..	..	1	..
1	..	..	..	..	..	..	..	1	1
..	..	..	..						
7	..	2	..	1	..	..	..	..	..
3	..	..	..	..	..	..	..	..	..
4	..	2	..	1	..	..	..	..	..
..	..	..	..	..	..	..	..	..	..
5	..	1	..	..	..	3	..	12	..
5	..	1	..	..	..	3	..	3	..
..	..	..	..	..	..	..	..	6	..
..	..	..	..	..	..	..	..	3	..
..	..	..	2	1	1	..	..	..	..
..	..	..	2	1	1	..	..	..	..
..	..	..	..	..	..	..	..	..	..
..	..	..	..	..	..	..	..	15	..
..	..	..	..	..	..	..	..	2	..
..	..	..	..	..	..	..	..	9	..
..	..	..	..	..	..	..	..	4	..
3	..	4	9	..	..	..	..	..	..
..	..	..	..	..	..	..	..	..	..
..	..	..	..	..	..	..	..	..	..
..	..	..	..	..	..	..	..	6	..
..	..	..	..	..	..	..	..	2	..
..	..	..	..	..	..	..	..	4	..
..	..	..	..	..	..	..	..	..	..
..	..	..	..	..	..	2	..	..	..
..	..	..	..	..	..	..	..	..	..
..	..	..	..	..	..	..	..	..	..
..	..	..	..	..	..	..	..	2	..
..	..	..	..	..	..	..	..	..	..
..	..	..	..	..	..	..	..	1	..
..	..	..	..	..	..	..	..	1	..
..	..	..	..	..	..	..	..	..	..
..	..	..	..	..	..	1	..	..	..
..	..	..	..	..	..	1	..	..	..
..	..	..	..	..	..	..	..	..	..
4	2	1	..	8	..	67	..	59	..
3	..	1	..	6	..	60	..	39	..
1	..	..	..	2	..	7	..	19	..
..	2	..	..	..	..	..	..	1	..
44	26	27	22	9	3	43	20	..	..
37	20	22	13	6	..	13	14	..	..
7	6	5	9	3	3	30	6	..	..
..	..	..	..	..	..	..	..	..	..
9	..	8	..	5	..	14	..	16	..
8	..	6	..	4	..	12	..	7	..
1	..	2	..	1	..	2	..	8	..
..	..	..	..	..	..	..	..	1	..
32	24	36	12	19	4	19	9	..	..
27	24	35	12	18	3	16	8	..	..
5	..	1	..	1	1	3	1	..	..
..	..	..	..	..	..	..	..	..	..

TABLE D-III—MIGRANTS CLASSIFIED BY PLACE OF BIRTH AND DURATION OF RESIDENCE IN PLACE OF ENUMERATION—*concld.*

SIKKIM—*concld.*

Where born		Rural Urban	Total Migrants Males	Total Migrants Females	Less than 1 Males	Less than 1 Females	1—5 Males	1—5 Females	6—10 Males	6—10 Females	11—15 Males	11—15 Females	16 and over Males	16 and over Females	Period not stated Males	Period not stated Females
1		2	3	4	5	6	7	8	9	10	11	12	13	14	15	16
Uttar Pradesh		Rural	157	..	13	..	10	..	12	..	11	..	40	..	71	..
	R		104	..	10	..	8	..	8	..	9	..	31	..	38	..
	U		40	..	2	..	2	..	4	..	2	..	7	..	23	..
	Unclasssifiable		13	..	1	..	..	..	..	..	..	..	2	..	10	..
		Urban	32	16	5	5	13	8	9	1	1	..	4	2	..	..
	R		15	3	..	2	7	1	5	..	..	..	3	..	..	..
	U		16	13	4	3	6	7	4	1	1	..	1	2	..	..
	Unclassifiable		1	..	1	..	..	..	..	..	..	..	..	..	..	..
West Bengal		Rural	305	23	32	..	68	5	55	14	79	4	71	..	..	..
	R		305	11	32	..	68	2	55	7	79	2	71	..	..	..
	U		..	12	..	..	..	3	..	7	..	2	..	..	..	..
	Unclassifiable		..	..	..	..	..	..	..	..	..	..	..	..	..	..
		Urban	437	345	30	17	127	104	117	85	43	69	120	70	..	..
	R		72	38	3	4	25	7	30	11	14	16	..	..	..	..
	U		362	288	27	13	101	79	85	73	29	53	120	70	..	..
	Unclassifiable		3	19	..	..	1	18	2	1	..	..	..	..	..	..
Delhi		Rural	19	..	..	..	1	..	2	..	..	..	3	..	13	..
	R		8	..	..	..	1	..	2	..	..	..	3	..	2	..
	U		11	..	..	..	..	..	..	..	..	..	..	..	11	..
	Unclassifiable		..	..	..	..	..	..	..	..	..	..	..	..	..	..
		Urban	11	12	..	..	..	..	10	11	..	..	1	1	..	..
	R		..	1	..	..	..	..	..	1	..	..	..	..	..	..
	U		10	9	..	..	..	..	9	8	..	..	1	1	..	..
	Unclassifiable		1	2	..	..	..	..	1	2	..	..	..	..	..	..
Himachal Pradesh		Rural	2	..	..	..	..	..	..	..	..	..	..	..	2	..
	R		2	..	..	..	..	..	..	..	..	..	..	..	2	..
	U		..	..	..	..	..	..	..	..	..	..	..	..	..	..
	Unclassifiable		..	..	..	..	..	..	..	..	..	..	..	..	..	..
		Urban	..	..	..	..	..	..	..	..	..	..	..	..	..	..
	R		..	..	..	..	..	..	..	..	..	..	..	..	..	..
	U		..	..	..	..	..	..	..	..	..	..	..	..	..	..
	Unclassifiable		..	..	..	..	..	..	..	..	..	..	..	..	..	..
Manipur		Rural	..	..	..	..	..	..	..	..	..	..	..	..	..	..
	R		..	..	..	..	..	..	..	..	..	..	..	..	..	..
	U		..	..	..	..	..	..	..	..	..	..	..	..	..	..
	Unclassifiable		..	..	..	..	..	..	..	..	..	..	..	..	..	..
		Urban	1	..	..	..	..	..	..	..	..	..	1	..	..	..
	R		..	..	..	..	..	..	..	..	..	..	..	..	..	..
	U		1	..	..	..	..	..	..	..	..	..	1	..	..	..
	Unclassifiable		..	..	..	..	..	..	..	..	..	..	..	..	..	..
Tripura		Rural	1	..	..	..	..	..	..	..	..	..	..	..	1	..
	R		1	..	..	..	..	..	..	..	..	..	..	..	1	..
	U		..	..	..	..	..	..	..	..	..	..	..	..	..	..
	Unclassifiable		..	..	..	..	..	..	..	..	..	..	..	..	..	..
		Urban	..	..	..	..	..	..	..	..	..	..	..	..	..	..
	R		..	..	..	..	..	..	..	..	..	..	..	..	..	..
	U		..	..	..	..	..	..	..	..	..	..	..	..	..	..
	Unclassifiable		..	..	..	..	..	..	..	..	..	..	..	..	..	..
Born in Nepal		Rural	3,072	1,936	477	125	431	184	316	337	277	194	1,046	839	525	257
		Urban	256	88	33	12	76	23	60	22	21	8	66	23	..	..
Born in Pakistan		Rural	83	14	4	2	5	4	10	7	37	1	7	..	20	..
		Urban	61	31	6	4	6	3	2	3	..	1	47	20	..	..
Born in other countries outside India		Rural	748	305	17	36	180	24	156	86	91	31	77	128	227	..
		Urban	526	446	113	87	175	108	55	136	91	64	92	51	..	..
Birth place unclassifiable		Rural	446	418	..	2	3	11	..	187	..	186	..	29	443	3
		Urban	..	..	..	..	..	..	..	..	..	..	..	..	..	..

NOTE : There are no migrants to Sikkim from the following States/Territories and as such they have been eliminated from the table relating to Sikkim : Gujarat ; Andaman and Nicobar Islands ; Laccadive, Minicoy and Amindivi Islands ; Dadra and Nagar Haveli ; Goa, Daman and Diu ; Pondicherry ; North-East Frontier Agency ; Nagaland.

MGIPC—S8—3(a) RGI(PB)/64—18-5-66—1,500.

LIST OF AGENTS FOR THE SALE OF GOVERNMENT OF INDIA PUBLICATIONS

(as on 17 February 1964)

AGARTALA—Laxmi Bhandar Books & Scientific Sales . (Rest.)

AGRA—
1 National Book House, Jeoni Mandi . . . . . (Reg.)
2 Wadhawa & Co., 45, Civil Lines . . . . . (Reg.)
3 Banwari Lal Jain, Publishers, Moti Katra . . . (Rest.)
4 English Book Depot, Sadar Bazar, Agra Cantt. . . (Rest.)

AHMADNAGAR—V.T. Jorakar, Prop., Rama General Stores, Navi Path . . . . . (Rest.)

AHMEDABAD—
1 Balgovind Kuber Dass & Co., Gandhi Road . . . (Reg.)
2 Chandra Kant Chiman Lal Vora, Gandhi Road . . (Reg.)
3 New Order Book Co., Ellis Bridge . . . . (Reg.)
4 Mahajan Bros., Opp. Khadia Police Gate . . . (Rest.)
5 Sastu Kitab Ghar, Near Relief Talkies, Patthar Kuva, Relief Road . . . . . (Reg.)

AJMER—
1 Book-Land, 663, Madar Gate . . . . . (Reg.)
2 Rajputana Book House, Station Road . . . . (Reg.)
3 Law Book House, 271, Hathi Bhata . . . . . (Reg.)
4 Vijaya Bros., Kutchery Road . . . . . (Rest.)
5 Krishna Bros., Kutchery Road . . . . . (Rest.)

ALIGARH—Friends' Book House, Muslim University Market (Reg.)

ALLAHABAD
1 Superintendent, Printing & Stationery, U.P.
2 Kitabistan, 17-A, Kamla Nehru Road . . . . . (Reg.)
3 Law Book Co., Sardar Patel Marg, P. Box 4 . . . (Reg.)
4 Ram Narain Lal Beni Modho, 2-A, Katra Road . . (Reg.)
5 Universal Book Co., 20, M.G. Road . . . . (Reg.)
6 The University Book Agency (of Lahore), Elgin Road . (Reg.)
7 Wadhawa & Co., 23, M.G. Marg . . . . . (Rest.)
8 Bharat Law House, 15, Mahatma Gandhi Marg . . (Rest.)
9 Ram Narain Lal Beni Prashad, 2-A, Katra Road . . (Rest.)

AMBALA—
1 English Book Depot, Ambala Cantt. . . . . (Reg.)
2 Seth Law House, 8719, Railway Road, Ambala Cantt. . (Rest.)

AMRITSAR—
1 The Law Book Agency, G. T. Road, Putligarh . . (Reg.)
2 S. Gupta, Agent, Government Publications, Near P.O. Majith Mandi . . . . . (Reg.)
3 Amar Nath & Sons, Near P.O. Majith Mandi . . (Reg.)

ANAND—
1 Vijaya Stores, Station Road
2 Charto Book Stall, Tulsi Sadan, Stn. Road . . . (Rest.)

ASANSOL—D. N. Roy & R. K. Roy, Booksellers, Atwal Building . . . . . (Rest.)

BANGALORE—
1 The Bangalore Legal Practitioner Co-op. Society Ltd., Bar Association Building . . . . . (Reg.)
2 S. S. Book Emporium, 118, Mount Joy Road . . . (Reg.)
3 The Bangalore Press, Lake View, Mysore Road, P.O. Box 507 . . . . . (Reg.)
4 The Standard Book Depot, Avenue Road . . . (Reg.)
5 Vichara Sahitya Private Ltd., Balepet . . . . (Reg.)
6 Makkala Pustaka Press, Balamandira, Gandhinagar . (Reg.)
7 Maruthi Book Depot, Avenue Road . . . . (Rest.)
8 International Book House P. Ltd., 4-F, Mahatma Gandhi Road . . . . . (Reg.)
9 Navakarnataka Pubns. Private Ltd., Majestic Circle . (Rest.)

BAREILLY—Agarwal Brothers, Bara Bazar . . . (Reg.)

BARODA—
1 Shri Chandrakant Mohan Lal Shah, Raopura . . (Rest.)
2 Good Companions Booksellers, Publishers & Sub-Agent . (Rest.)
3 New Medical Book House, 540, Madan Zampa Road . (Rest.)

BEAWAR—The Secretary, S.D. College, Co-operative Stores Ltd. . . . . (Rest.)

BELGHARIA—Granthlok, Antiquarian Booksellers & Publishers (24-Parganas), 5/1 Ambica Mukherjee Road . . (Reg.)

BHAGALPUR—Paper Stationery Stores, D. N. Singh Road . (Reg.)

BHOPAL—
1 Superintendent, State Government Press
2 Lyall Book Depot, Mohd. Din Bldg., Sultania Road . (Reg.)
3 Delite Books, Opp. Bhopal Talkies . . . . (Rest.)

BHUBANESWAR—Ekamra Vidyabhaban, Eastern Tower, Room No. 3 . . . . . (Rest.)

BIJAPUR—Shri D. V. Deshpande, Recognised Law Booksellers, Prop., Vinod Book Depot, Near Shiralshetti Chowk (Rest.)

BIKANER—Bhandani Bros. . . . . (Rest.)

BILASPUR—Sharma Book Stall, Sadar Bazar . . . (Rest.)

BOMBAY—
1 Supdt., Printing and Stationery, Queens Road
2 Charles Lambert and Co., 101, Mahatma Gandhi Road . (Reg.)
3 Co-operator's Book Depot, 5/32 Ahmed Sailor Bldg., Dadar . . . . . (Reg.)
4 Current Book House, Maruti Lane, Raghunath Dadaji St. (Reg.)
5 Current Technical Literature Co. P. Ltd., India House, 1st Floor . . . . . (Reg.)
6 International Book House Ltd., 9, Ash Lane, M.G. Road (Reg.)
7 Lakkani Book Depot, Girgaum . . . . . (Reg.)
8 Elpees Agencies, 24, Bhangwadi, Kalbadevi . . . (Reg.)
9 P. P. H. Book Stall, 190-B, Khetwadi Main Road . (Reg.)
10 New Book Co., 188-190, Dr. Dadabhai Naoroji Road . (Reg.)
11 Popular Book Depot, Lamington Road . . . . (Reg.)
12 Sunder Das Gian Chand, 601, Girgaum Road, Near Princess Street . . . . . (Reg.)
13 D. B. Taraporewala Sons and Co. (P) Ltd., 210, Dr Dadabhai Naoroji Road . . . . . (Reg.)
14 Thacker and Co., Rampart Row . . . . . (Reg.)
15 N. M. Tripathi Private Ltd., Princess Street . . (Reg.)
16 The Kothari Book Depot, King Edward Road . . (Reg.)
17 P. H. Rama Krishna and Sons, 147, Rajaram Bhuvan, Shivaji Park Road No. 5 . . . . . (Rest.)
18 C. Jamnadas and Co., Booksellers, 146-C, Princess St. . (Reg.)
19 Indo Nath and Co., A-6, Daulat Nagar Borivli . . (Reg.)
20 Minerva Book Shop, Shop No. 1/80, N. Subhas Road . (Reg.)
21 Academic Book Co., Association Building, Girgaum Road (Rest.)
22 Dominion Publishers, 23, Bell Building, Sir P.M. Road . (Rest.)
23 Bombay National History Society, 91, Walkeshwar Road (Rest.)
24 Dowamadeo and Co., 16, Naziria Building, Ballard Estate (Rest.)
25 Asian Trading Co., 310, the Mirabali, P.B. 1505 . . (Rest.)

CALCUTTA—
1 Chatterjee and Co., 3/1, Bacharam Chatterjee Lane . (Reg.)
2 Dass Gupta and Co. Ltd., 54/3, College Street . . (Reg.)
3 Hindu Library, 69-A, Bolaram De Street . . . (Reg.)
4 S.K. Lahiri and Co. Private Ltd., College Street . . (Reg.)
5 M.C. Sarkar and Sons Private Ltd., 14, Bankim Chatterjee Street . . . . . (Reg.)
6 W. Newman and Co. Ltd., 3, Old Court House Street . (Reg.)
7 Oxford Book and Stationery Co., 17, Park Street . . (Reg.)
8 R. Chambray and Co. Ltd., Kent House, P. 33, Mission Road Extension . . . . . (Reg.)
9 S.C. Sarkar and Sons Private Ltd., 1C, College Square . (Reg.)
10 Thacker Spink and Co. (1933) P. Ltd., 3, Esplanade East (Reg.)
11 Firma K. L. Mukhopadhaya, 6/1A, Banchha Ram Akrur Lane . . . . . (Reg.)
12 K.K. Roy, P. Box No. 10210, Calcutta-19 . . . (Rest.)
13 Sm. P.D. Upadhyay, 77, Muktaram Babu Street . . (Rest.)
14 Universal Book Dist., 8/2, Hastings Street . . . (Rest.)
15 Modern Book Depot, 9, Chowringhee Centre . . . (Rest.)
16 Soor and Co., 125, Canning Street . . . . (Rest.)
17 S. Bhattacharjee, 49, Dharamtala Street . . . (Rest.)
18 Mukherjee Library, 10, Sarba Khan Road . . . (Rest.)
19 Current Literature Co., 208, Mahatma Gandhi Road . (Reg.)
20 The Book Depository, 4/1, Madan Street (1st Floor) . (Reg.)
21 Scientific Book Agency, Netaji Subhas Road . . (Rest.)
22 Reliance Trading Co., 17/1 Banku Bihari Ghose Lane, District Howrah . . . . . (Rest.)
23 Indian Book Dist. Co., 6512, Mahatma Gandhi Road . (Rest.)

CALICUT—Touring Book Stall . . . . . (Rest.)

CHANDIGARH—
1 Supdt., Govt. Printing and Stationery, Punjab
2 Jain Law Agency, Flat No. 8, Sector No. 22 . . . (Reg.)
3 Rama News Agency Booksellers, Sector No. 22 . . (Reg.)
4 Universal Book Store, Booth 25, Sector 22 D . . (Reg.)
5 English Book Shop, 34, Sector 22 D . . . . (Rest.)
6 Mehta Bros., 15-Z, Sector 22 B . . . . . (Rest.)
7 Tandan Book Depot, Shopping Centre, Sector 16 . . (Rest.)
8 Kailash Law Publishers, Sector 22 B . . . . (Rest.)

CHHINDWARA—The Verma Book Depot . . . . (Rest.)

COCHIN—Saraswat Corporation Ltd., Palliarakav Road . (Reg.)

CUTTACK—
1 Press Officer, Orissa Sectt.
2 Cuttack Law Times . . . . . (Reg.)
3 Prabhat K. Mahapatra, Mangalabag, P.B. 35 . . (Reg.)
4 D.P. Sur & Sons, Mangalabag . . . . . (Rest.)
5 Utkal Stores, Balu Bazar . . . . . (Rest.)

DEHRA DUN—
1 Jugal Kishore & Co., Rajpur Road . . . . (Reg.)
2 National News Agency, Paltan Bazar . . . . (Reg.)
3 Bishan Singh and Mahendra Pal Singh, 318, Chukhuwala (Reg.)
4 Utam Pustak Bhandar, Paltan Bazar . . . . (Rest.)

DELHI—
1 J. M. Jaina & Brothers, Mori Gate . . . . (Reg.)
2 Atma Ram & Sons, Kashmere Gate . . . . (Reg.)
3 Federal Law Book Depot, Kashmere Gate . . . (Reg.)
4 Bahri Bros., 188, Lajpat Rai Market . . . . (Reg.)
5 Bawa Harkishan Dass Bedi (Vijaya General Agencies) P.B. 2027, Abata Kedara, Chamalian Road . . (Reg.)
6 Book-Well, 4, Sant Narankari Colony, P.B. 1565 . (Reg.)
7 Imperial Publishing Co., 3, Faiz Bazar, Daryaganj . (Reg.)
8 Metropolitan Book Co., 1, Faiz Bazar . . . . (Reg.)
9 Publication Centre, Subzimandi . . . . . (Reg.)
10 Youngman & Co., Nai Sarak . . . . . (Reg.)
11 Indian Army Book Depot, 3, Daryaganj . . . (Reg.)
12 All India Educational Supply Co., Shri Ram Buildings, Jawahar Nagar . . . . . (Rest.)
13 Dhanwant Medical & Law Book House, 1522, Lajpat Rai Market . . . . . (Rest.)
14 University Book House, 15, U. B. Bangalore Road, Jawahar Nagar . . . . . (Rest.)
15 Law Literature House, 2646, Balimaran . . . . (Rest.)
16 Summer Brothers, P.O. Birla Lines . . . . (Rest.)
17 Universal Book & Stationery Co., 16 Netaji Subhash Marg . . . . . (Reg.)
18 B. Nath & Bros., 3808, Charakhawalan (Chowri Bazar) (Rest.)
19 Rajkamal Prakashan P. Ltd., 8, Faiz Bazar . . . (Reg.)
20 Premier Book Co., Printers, Publishers & Booksellers, Nai Sarak . . . . . (Rest.)
21 Universal Book Traders, 80, Gokhale Market . . (Reg.)
22 Tech. & Commercial Book Coy., 75, Gokhale Market . (Rest.)
23 Saini Law Publishing Co., 1416, Chabiganj, Kashmere Gate . . . . . (Rest.)
24 G.M. Ahuja, Booksellers & Stationers, 309, Nehru Bazar (Rest.)
25 Sat Narain & Sons, 3141, Mohd. Ali Bazar, Mori Gate . (Reg.)
26 Kitab Mahal (Wholesale Div.) P. Ltd., 28, Faiz Bazar . (Reg).
27 Hindu Sahitya Sansar, Nai Sarak . . . . (Rest.)
28 Munshi Ram Manohar Lal, Oriental Booksellers & Publishers, P.B. 1165, Nai Sarak . . . . . (Rest.)
29 K.L. Seth, Suppliers of Law, Commercial Tech. Books, Shanti Nagar, Ganeshpura . . . . . (Rest.)
30 Adarsh Publishing Service, 5A/10, Ansari Road . . (Rest.)

DHANBAD—
1 Ismag Co-operative Stores Ltd., P.O. Indian School of Mines . . . . . (Reg.)
2 New Sketch Press, Post Box 26 . . . . . (Rest.)

DHARWAR—
1 The Agricultural College Consumers Co-op. Society . (Rest.)
2 Rameshraya Book Depot, Subhas Road . . . . (Rest.)
3 Karnatakaya Sahitya Mandira of Publishers and Booksellers.

ERNAKULAM—
1 Pai & Co., Cloth Bazar Road . . . . . (Rest.)
2 South India Traders, C/o. Constitutional Journal . . (Reg.)

FEROZEPUR—English Book Depot, 78, Jhoke Road . . (Reg.)
GAUHATI—Mokshada Pustakalaya . . . . . (Reg.)
GAYA—Sahitya Sadan, Gautam Budha Marg . . . (Reg.)
GHAZIABAD—Jayana Book Agency . . . . . (Rest.)
GORAKHPUR—Vishwa Vidyalaya Prakashan, Nakhes Road (Reg.)
GUDUR—The General Manager, The N.D.C. Publishing & Ptg. Society Ltd. . . . . (Rest.)
GUNTUR—Book Lovers Private Ltd., Kadriguda, Chowrasta (Reg.)

GWALIOR—
1 Supdt., Printing & Stationery, M.B.
2 Loyal Book Depot, Patankar Bazar, Laskhar . . (Reg.)
3 M.C. Daftari, Prop. M. B. Jain & Bros., Booksellers, Sarafa, Lashkar . . . . . (Rest.)

HUBLI—Pervaje's Book House, Koppikar Road . . . (Reg.)

HYDERABAD—
1 Director, Govt. Press
2 The Swaraj Book Depot, Lakdikapul . . . . (Reg.)
3 Book Lovers Private Ltd. . . . . (Rest.)
4 Labour Law Publications, 873, Sultan Bazar . . (Rest.)

IMPHAL—Tikendra & Sons, Bookseller . . . . (Rest.)

INDORE—
1 Wadhawa & Co., 56, M.G. Road . . . . . (Reg.)
2 Swarup Brother's, Khajuri Bazar . . . . (Rest.)
3 Madhya Pradesh Book Centre, 41, Ahilya Pura . . (Rest.)
4 Modern Book House, Shiv Vilas Palace . . . (Rest.)
5 Navyug Sahitya Sadan, Publishers & Booksellers, 10, Khajuri Bazar . . . . . (Rest.)

JABALPUR—
1 Modern Book House, 286, Jawaharganj . . . (Reg.)
2 National Book House, 155, Jai Prakash Narain Marg . (R.)

JAIPUR—
1 Government Printing and Stationery Department, Rajasthan.
2 Bharat Law House, Booksellers & Publishers, Opp. Prem Prakash Cinema . . . . . (Reg.)
3 Garg Book Co., Tripolia Bazar . . . . . (Reg.)
4 Vani Mandir, Sawai Mansingh Highway . . . (Reg.)
5 Kalyan Mal & Sons, Tripolia Bazar . . . . (Rest.)
6 Popular Book Depot, Chaura Rasta . . . . (Reg.)
7 Krishna Book Depot, Chaura Rasta . . . . (Rest.)
8 Dominion Law Depot, Shah Building, P.B. No. 23 . (Rest.)

JAMNAGAR—Swadeshi Vastu Bhandar . . . . (Reg.)

JAMSHEDPUR—
1 Amar Kitab Ghar, Diagonal Road, P.B. 78 . . . (Reg.)
2 Gupta Stores, Dhatkidih . . . . . (Reg.)
3 Sanyal Bros., Booksellers & News Agents, Bistapur Market . . . . . (Rest.)

JAWALAPUR—Sahyog Book Depot . . . . . (Rest.)

JHUNJHUNU—
1 Shashi Kumar Sarat Chand . . . . . (Rest.)
2 Kapram Prakashan Prasaran, 1/90, Namdha Niwas, Azad Marg . . . . . (R.)

JODHPUR—
1 Dwarka Das Rathi, Wholesale Books and News Agents . (Reg.)
2 Kitab-Ghar, Sojati Gate . . . . . (Reg.)
3 Chopra Brothers, Tripolia Bazar . . . . . (Reg.)

JULLUNDUR—
1 Hazoora Bros., Mai Hiran Gate . . . . . (Rest.)
2 Jain General House, Bazar Bansanwala . . . (Reg.)
3 University Publishers, Railway Road . . . (Rest.)

KANPUR—
1 Advani & Co., P. Box. 100, The Mall . . . . (Reg.)
2 Sahitya Niketan, Shradhanand Park . . . . (Reg.)
3 The Universal Book Stall, The Mall . . . . (Reg.)
4 Raj Corporation, Raj House, P.B. 200, Chowk . . (Rest.)

KARUR—Shri V. Nagaraja Rao, 26, Srinivasapuram . . (Rest.)

KODARMA—The Bhagwati Press, P.O. Jhumri Tilaiya, Dt. Hazaribagh . . . . . (Reg.)

KOLHAPUR—Maharashtra Granth Bhandar, Mahadwar Road (Rest.)

KOTA—Kota Book Depot . . . . . (Rest.)

KUMTA—S.V. Kamat, Booksellers & Stationers (N. Kanara) . (Reg.)

LUCKNOW—
Soochna Sahitya Depot (State Book Depot)
2 Balkrishna Book Co. Ltd., Hazratganj . . .

LUCKNOW—*contd.*

3 British Book Depot, 84, Hazratganj . . . . (Reg.)
4 Ram Advani, Hazratganj, P.B. 154 . . . . (Reg.)
5 Universal Publishers (P.) Ltd., Hazratganj . . . (Reg.)
6 Eastern Book Co., Lalbagh Road . . . . (Reg.)
7 Civil & Military Educational Stores, 106/B, Sadar Bazar (Rest.)
8 Acquarium Supply Co., 213, Faizabad Road . . . (Rest.)
9 Law Book Mart, Amin-Ud-Daula Park . . . (Rest.)

LUDHIANA—

1 Lyall Book Depot, Chaura Bazar . . . . (Reg.)
2 Mohindra Brothers, Katcheri Road . . . . (Rest.)
3 Nanda Stationery Bhandar, Pustak Bazar . . . (Rest.)
4 The Pharmacy News, Pindi Street . . . . (Rest.)

MADRAS—

1 Supdt., Govt. Press, Mount Road
2 Account Test Institute, P.O. 760 Egmore . . . (Reg.)
3 C. Subbiah Chetty & Co., Triplicane . . . . (Reg.)
4 K. Krishnamurty, Post Box 384 . . . . . (Reg.)
5 Presidency Book Supplies, 8, Pycrofts Road, Triplicane . (Reg.)
6 P. Vardhachary & Co., 8, Linghi Chetty Street . . (Reg.)
7 Palani Parchuram, 3, Pycrofts Road, Triplicane . . (Reg.)
8 NCBH Private Ltd., 199, Mount Road . . . . (Rest.)
9 V. Sadanand, The Personal Bookshop, 10, Congress Building, 111, Mount Road . . . . . (Rest.)

MADURAI—

1 Oriental Book House, 258, West Masi Street . . . (Reg.)
2 Vivekananda Press, 48, West Masi Street . . . (Reg.)

MANDYA SUGAR TOWN—K. N. Narimhe Gowda & Sons . (Rest.)

MANGALORE—U.R. Shenoye Sons, Car Street, P. Box 128 . (Reg.)

MANJESHWAR—Mukenda Krishna Nayak . . . (Rest.)

MATHURA—Rath & Co., Tilohi Building, Bengali Ghat . (Rest.)

MEERUT—

1 Prakash Educational Stores, Subhas Bazar . . . (Reg.)
2 Hind Chitra Press, West Kutchery Road . . . (Reg.)
3 Layal Book Depot, Chhipi Tank . . . . . (Reg.)
4 Bharat Educational Stores, Chhipi Tank . . . (Rest.)
5 Universal Book Depot, Booksellers & News Agents . . (Rest.)

MONGHYR—Anusandhan, Minerva Press Building . . (Rest.)

MUSSOORIE—

1 Cambridge Book Depot, The Mall . . . . . (Rest.)
2 Hind Traders . . . . . (Rest.)

MUZAFFARNAGAR—

1 Mittal & Co., 85-C, New Mandi . . . . . (Rest.)
2 B.S. Jain & Co., 71, Abupura . . . . . (Rest.)

MUZAFFARPUR—

1 Scientific & Educational Supply Sy[illegible] . . (Reg.)
2 Legal Corner, Tikmanlo House[illegible] . . (Rest.)
3 Tirhut Book Depot . . . . . (Rest.)

MYSORE—

1 H. Venkataramiah & S[illegible], New Statue Circle . . (Reg.)
2 Peoples Book House, C[illegible] Jagan Mohan Palace . (Reg.)
3 Geeta Book House, Bo[illegible]sellers & Publishers, Krishnamurthipuram . . . . . (Rest.)
4 News Papers House, [illegible]adown Building . . . (Rest.)
5 Indian Mercantile Co[illegible]ration, Toy Palace Ramvilas . (Rest.)

NADIAD—R.S. Desay, Sta[illegible]n Road . . . (Rest.)

NAGPUR—

1 Supdt., Govt. Press & [illegible]epot . . . . (Reg.)
2 Western Book Depot, Re[illegible]nce Road . . . (Reg.)
3 The Asstt. Secretary, Mi[illegible]ation, Mineral House . . . . . (Rest.)

NAINITAL—Coural Book Depot, Bara Bazar . . . (Rest.)

NANDED—

1 Book Centre, College Law General Books, Station Road . . . . . (Rest.)
2 Hindusthan General Stores, Paper & Stationery Merchants, P. B. No. 51 . . . . . (Rest.)
3 Sanjoy Book Agency, Vazirabad . . . . (Rest.)

NEW DELHI—

1 Amrit Book Co., Connaught Circus . . . . (Reg.)
2 Bhawani & Sons, 8 F, Connaught Place . . . (Reg.)
3 Central News Agency, 23/90, Connaught Circus . . (Reg.)

NEW DELHI—*contd.*

4 Empire Book Depot, 278, Alganj . . . . (Reg.)
5 English Book Stores, 7-L, Connaught Circus, P.O.B. 328 . (Reg.)
6 Faqir Chand & Sons, 15-A, Khan Market . . . (Reg.)
7 Jain Book Agency, C-9, Prem House, Connaught Place . (Reg.)
8 Oxford Book & Stationery Co., Scindia House . . (Reg.)
9 Ramkrishna & Sons (of Lahore), 16/B, Connaught Place . (Reg.)
10 Sikh Publishing House, 7-C, Connaught Place . . . (Reg.)
11 Suneja Book Centre, 24/90, Connaught Circus . . (Reg.)
12 United Book Agency, 31, Municipal Market, Connaught Circus . . . . . (Reg.)
13 Jayana Book Depot, Chhaparwala Kuan, Karol Bagh . (Reg.)
14 Navayug Traders, Desh Bandhu Gupta Road, Dev Nagar (Reg.)
15 Saraswati Book Depot, 15, Lady Harding Road . . (Reg.)
16 The Secretary, Indian Met. Society, Lodi Road . . (Reg.)
17 New Book Depot, Latest Books, Periodicals, Sty. & Novelles, P.B. 96, Connaught Place . . . . . (Reg.)
18 Mehra Brothers, 50-G, Kalkaji . . . . . (Reg.)
19 Luxmi Book Stores, 42, Janpath . . . . . (Rest.)
20 Hindi Book House, 82, Janpath . . . . . (Rest.)
21 People Publishing House (P.) Ltd., Rani Jhansi Road . (Reg.)
22 R. K. Publishers, 23, Beadon Pura, Karol Bagh . . (Rest.)
23 Sharma Bros., 17, New Market, Moti Nagar . . . (Reg.)
24 Aapki Dukan, 5/5777, Dev Nagar . . . . . (Rest.)
25 Sarvodaya Service, 66A-1, Rohtak Road, P.B. 2521 . (Rest.)
26 H. Chandson, P.B. No. 3034 . . . . . (Rest.)
27 The Secretary, Federation of Association of Small Industry of India, 23-B/2, Rohtak Road . . . . . (Rest.)
28 Standard Booksellers & Stationers, Palam Enclave . . (Rest.)
29 Lakshmi Book Depot, 57, Regarpura . . . . (Rest.)
30 Sant Ram, Booksellers, 16, New Municipal Market, Lody Colony . . . . . (Rest.)

PANJIM—

1 Singhals Book House, P.O.B. 70, Near the Church . . (Rest.)
2 Sagoon Gaydev Dhoud, Booksellers, 5-7 Rua, 3 Ide Jameria . . . . . (Rest.)

PATHANKOT—The Krishna Book Depot, Main Bazar . . (Rest.)

PATIALA—

1 Supdt., Bhupendra State Press
2 Jain & Co., 17, Shah Nashin Bazar . . . . (Reg.)

PATNA—

1 Supdt., Govt. Printing (Bihar)
2 J.N.P. Agarwal & Co., Padri-Ki-Haveli, Raghunath Bhawan . . . . . (Reg.)
3 Luxmi Trading Co., Padri-Ki-Haveli . . . . (Reg.)
4 Moti Lal Banarsi Dass, Bankipore . . . . (Reg.)
5 Bengal Law House, Chowhatta . . . . . (Rest.)

PITHORAGARH—Manjram Punetha & Sons . . . (Rest.)

PONDICHERRY—M/s. Honesty Book House, 9 Rue Duplix . (R.)

POONA—

1 Deccan Book Stall, Deccan Gymkhana . . . . (Reg.)
2 Imperial Book Depot, 266, M.G. Road . . . . (R.)
3 International Book Service, Deccan, Gymkhana . . (Reg.)
4 Raka Book Agency, Opp. Natu's Chawl, Near Appa Balwant Chowk . . . . . (Reg.)
5 Utility Book Depot, 1389, Shivaji Nagar . . . (Rest.)

PUDUKOTTAI—Shri P. N. Swaminathan Sivan & Co., East Main Road . . . . . (Rest.)

RAJKOT—Mohan Lal Dosabhai Shah, Booksellers and Sub-Agents . . . . . (Reg.)

RANCHI—

1 Crown Book Depot, Upper Bazar . . . . . (Reg.)
2 Pustak Mahal, Upper Bazar . . . . . (Rest.)

REWA—Supdt., Govt. State Emporium, V.P.

ROURKELA—The Rourkela Review . . . . . (Rest.)

SAHARANPUR—Chandra Bharata Pustak Bhandar, Court Road . . . . . (Rest.)

SECUNDERABAD—Hindustan Diary Publishers, Market Street . . . . . (Reg.)

SILCHAR—Shri Nishitto Sen, Nazirpatti . . . . (Rest.)

SIMLA—

1 Supdt., Himachal Pradesh Govt.
2 Minerva Book Shop, The Mall . . . . . (Reg.)
3 The New Book Depot, 70, The Mall . . . . (Reg.)

SINNAR—Shri N. N. Jakhadi, Agent, Times of India, Sinnar (Nasik) . . . . . (Rest.)