# CENSUS OF INDIA 1961

VOLUME IX

## MADRAS

PART XI-A

## HANDLOOMS IN MADRAS STATE

P. K. NAMBIAR

*of the Indian Administrative Service*

*Superintendent of Census Operations, Madras*

1964

81843

## CENSUS OF INDIA, 1961

**(Census Report—Vol. No. IX will relate to Madras only. Under this series will be issued the following publications)**

| | | | |
|---|---|---|---|
| Part | I-A | ... | General Report |
| | I-B | ... | Demography and Vital Statistics. |
| | I-C | ... | Subsidiary Tables. |
| Part | II-A | ... | General Population Tables. |
| | II-B | ... | Economic Tables. |
| | II-C | ... | Cultural and Migration Tables. |
| Part | III | ... | Household Economic Tables. |
| Part | IV-A | ... | Report on Housing and Establishments. |
| | IV-B | ... | Housing and Establishment Tables. |
| Part | V-A | .. | Scheduled Castes and Tribes (Report & Tables). |
| | V-B | ... | Ethnographic notes on Scheduled Tribes. |
| | V-C | ... | Todas. |
| | V-D | ... | Ethnographic notes on Scheduled Castes. |
| | V-E | ... | Ethnographic notes on denotified and nomadic tribes. |
| Part | VI | ... | Village Survey Monographs (40 Nos.) |
| Part | VII-A | ... | Crafts and Artisans. (9 Nos.) |
| | VII-B | ... | Fairs and Festivals. |
| Part | VIII-A | ... | Administration Report—Enumeration } For official use only. |
| | VIII-B | ... | Administration Report—Tabulation } For official use only. |
| Part | IX | ... | Atlas of the Madras State. |
| Part | X | ... | Madras City (2 Volumes) |
| | | | District Census Handbooks on twelve districts. |
| Part | XI | ... | Reports on Special Studies. |
| | A | ... | Handlooms in Madras State. |
| | B | ... | Food Habits in Madras State. |
| | C | ... | Slums of Madras City. |
| | D | ... | Temples of Madras State (5 Volumes). |
| | E | ... | Physically Handicapped of Madras State. |
| | F | ... | Family Planning Attitudes : A Survey. |
| Part | XII | ... | Languages of Madras State. |

As indicated in my Preface, this survey has been made possible by the experience and industry of Sri K. V. Sivasankaran whose earlier acquaintance with the working of the Co-operative and Textile Departments has been of immense value. I should also place on record my appreciation of the good work done by the following assistants of his:

1. Sri M. V. Ramanathan, Supervisor.
2. Sri K. Ganesan, Lower Division Clerk.

Printing has been ably supervised by Sri K. C. Narayana Kurup, Deputy Superintendent of Census Operations.

I wish to place on record my appreciation of the good work done by Messrs Janatha Printing & Publishing Co. (Private) Ltd., in completing the printing of this Volume in good time.

Messrs. Klein & Peyerl have also done good work in preparing the blocks for the photographs, maps and charts which are exhibited in this Volume.

P. K. NAMBIAR.

## CONTENTS


| | | Page |
|---|---|---|
| Preface | | i to iv |
| | **PART I** | |
| CHAPTER | | |
| I | The age of Handspun yarn ... ... | 1 |
| II | The new Handloom ... ... | 6 |
| III | Controls ... ... | 15 |
| IV | The All India Handloom Board and the Cess Fund ... ... | 28 |
| V | The Co-operative Movement vis-a-vis Handloom Industry ... ... | 37 |
| VI | Present position of Handloom Industry ... .. | |
| SECTION | I — Number of looms ... ... | 57 |
| SECTION | II — Classification of looms ... ... | 59 |
| SECTION | III — The Handloom weaver ... ... | 63 |
| SECTION | IV — Cost of production of Handloom cloth ... ... | 71 |
| SECTION | V — Production of Handloom cloth ... ... | 86 |
| SECTION | VI — Powerlooms and their impact on handlooms relating to Madras State | 94 |
| SECTION | VII — Weavers' castes in Madras ... ... | 96 |
| SECTION | VIII — Raw cotton ... ... | 100 |
| | **PART II** | |
| Silk Handlooms | ... ... | 104 |

## PART III

### KHADI HANDLOOMS


| CHAPTER | | Page |
|---|---|---|
| I | SECTION A — Decline in Hand spinning ... ... | 125 |
| | SECTION B — Birth of Khadi ... ... | 128 |
| II | Khadi production ... | 134 |
| III | Khadi producers ... ... | |
| | SECTION A — Government (State K and V.I.B.) Khadi Scheme ... ... | 142 |
| | SECTION B — The Tamilnad Sarvodhaya Sangh (T.N.S.S.) ... ... | 149 |
| | SECTION C — Gandhi Ashram, Tiruchengode ... ... | 152 |
| | SECTION D — Conclusion ... ... | 154 |


## PART IV

### ART SILK HANDLOOMS


| CHAPTER | | |
|---|---|---|
| I | Rayon yarn ... ... | 157 |
| II | Art Silk Handloom Fabrics ... ... | 163 |


## PART V


| | | |
|---|---|---|
| | Woollen Handloom Industry ... ... | 170 |




## STATEMENTS AND TABLES

## PART-I

### COTTON HAND LOOMS


| | | | Page |
|---|---|---|---|
| STATEMENT | I | Comparative Prices of English and Indian Yarn ... ... | 5 |
| ,, | II | Export of cloth from and Import of cloth and yarn into India ... | 5 |
| ,, | III | Progress of the Mill Industry ... ... ... | 6 |
| ,, | IV | Production of Mill and Handloom cloth upto 1925-26 ... | 7 |
| ,, | V | Yarn consumption by Mill and Handlooms ... ... | 8 |
| ,, | VI | Total cloth production (1922 to 1938) ... ... | 9 |
| ,, | VII | Proportion of yarn consumed by Mill and Handlooms ... | 9 |
| ,, | VIII | Count - Group - wise consumption of cotton yarn by handlooms .... | 9 |
| ,, | IX | Value of Handloom cloth produced in India and Madras ... | 11 |
| ,, | X | Monthly income of weavers according to the Fact Finding Committee ... | 11 |
| ,, | XI | Spinners and Weavers as returned in the Census Reports (1871 to 1911) ... | 12 |
| ,, | XII | Number of hand weavers and handlooms according to Census Reports in 1900-1901 and 1921 ... ... ... | 13 |
| ,, | XIII | Production of Handloom cloth in the Co-operative Sector in 1960-61 ... | 14 |
| ,, | XIV | Cloth available for internal consumption ... ... | 15 |
| ,, | XV | Quantity of mill cloth imported, exported and supplied to armed forces ... | 15 |
| ,, | XVI | Prevailing weaving wages for handloom cloth (1940 to 1946) ... | 16 |
| ,, | XVII | Wholesale prices of yarn upto 1945 ... ... | 16 |
| ,, | XVIII | Wholesale prices of yarn from 1945 to 1948 ... .. | 17 |
| ,, | XIX | Wholesale yarn rates during the second control period ... | 17 |
| ,, | XX | Formula for yarn ration in 1945 and 1946 ... ... | 19 |
| ,, | XXI | Formula for yarn ration in 1947 ... ... ... | 19 |
| ,, | XXII | Quantity of yarn required per warp. ... ... | 19 |
| ,, | XXIII | Handloom weaving wages in 1939, 1946 & 1947 ... ... | 20 |
| ,, | XXIV | Retail selling prices of handloom cloth in 1939, 1946 and 1947 ... | 21 |
| ,, | XXV | Maximum weaving wages fixed under the Madras Handloom Cloth Production (Control) Order, 1947 ... ... | 22 |
| ,, | XXVI | Production and Exports of Mill cloth ... ... | 28 |
| ,, | XXVII | Exports of mill cloth from India and Japan ... ... | |
| ,, | XXVIII | Number of weavers' Co-operatives and looms in the Co-operative fold | 29 |
| ,, | XXIX | Credit limits sanctioned and drawn by the Co-operative Sector ... | 30 |
| ,, | XXX | Target of production of handloom cloth ... ... | |
| ,, | XXXI | Production of handloom cloth by the Co-operative Sector (1956 to 1959) | 31 |
| ,, | XXXII | Export of Handloom cloth. (1951-1960) ... ... | |
| ,, | XXXIII | Sales of Handloom cloth by the Madras Handloom house ... | 33 |
| ,, | XXXIV | Sales of Handloom cloth in Overseas sales Emporia ... | |
| ,, | XXXV | Exports of handloom cloth to traditional and new markets ... | 34 |
| ,, | XXXVI | Exports of handloom cloth to United States of America ... | 35 |
| ,, | XXXVII | Expenditure incurred by the Madras State out of the Cess Fund ... | 37 |
| ,, | XXXVIII | Progress made by the Co-operative Sector ... ... | 39 |
| ,, | XXXIX | Enrolment of looms in the Co-operatives ... ... | 38 |

| | | | Page |
|---|---|---|---|
| STATEMENT | XL | Average production per loom in the Co-operative Sector ... | 39 |
| ,, | XLI | Proprotion of average production per loom by the Co-operatives to normal production ... ... | 40 |
| ,, | XLII | Average monthly income per loom ... ... | 42 |
| ,, | XLIII | Sale of handloom cloth of primary Societies through the Apex Society | |
| ,, | XLIV | Yarn transaction by the Apex Society ... ... | 43 |
| ,, | XLV | Procurement of handloom cloth by the Apex Society ... | |
| ,, | XLVI | Sale of handloom cloth effected by the Appex Society ... | 44 |
| ,, | XLVII | Value of handloom cloth sold by the Primary Co-operative in each Deputy Registrar's Circle ... ... | |
| ,, | XLVIII | Quantity of cloth and yarn processed by the Apex Society ... | 45 |
| ,, | XLIX | Quantity of handloom cloth calendered in the yarn and cloth processing centre, Erode ... ... | |
| ,, | L | Progress of housing colonies for weavers ... ... | 46 |
| ,, | LI | Improved weaving appliances supplied to Co-operatives ... | |
| ,, | LII | Expenditure, out of Cess Fund by Madras and Rest of India ... | 47 |
| ,, | LIII | Production of handloom cloth in the Co-operative Sector in Madras and Rest of India ... ... | |
| ,, | LIV | Number of looms in the Co-operative Sector in India, Madras and Rest of India ... ... | |
| ,, | LV | Looms not registered in the societies selected for special study ... | 48 |
| ,, | LVI | Loom not registered in 9 societies selected for special study ... | |
| ,, | LVII | Production of handloom cloth in selected societies ... | |
| ,, | LVIII | Average income per loom in the selected societies ... | |
| ,, | LVIX | Yarn purchase and cloth sale in selected societies ... | |
| ,, | XL | Progress of pilot scheme in Salem District ... ... | 49 |
| ,, | LXI | Production of powerloom cloth in the Co-operatives ... | 50 |
| ,, | LXII | Pedal looms supplied and active ... ... | 52 |
| ,, | LXIII | Number of members enrolled who did not work for the Co-operatives | |
| ,, | LXIV | Production of handloom cloth and income in collective weaving centres | 53 |
| ,, | LVX | Progress of Salem Collective Weaving Centre ... ... | 54 |
| ,, | LXVI | Progress of Sankarankoil Collective Weaving Centre ... | |
| ,, | LXVII | Proportion of expenditure for preparatory processes to Gross Weaving wages in Sankarankoil ... ... | 55 |
| ,, | LXVIII | Work done by Industrial Co-operatives selected for Special Study ... | |
| ,, | LXVIX | Number of active looms in the Industrial Co-operatives ... | 56 |
| ,, | LXX | District-wise number of looms from 1921 to 1951 ... | 57 |
| ,, | LXXI | District-Wise number of looms from 1954 to1961 ... | 58 |
| ,, | LXXII | Estimated number of looms in 1961 ... ... | |
| ,, | LXXIII | Looms classified (Fly shuttle, throw-shuttle and other types) ... | |
| ,, | LXXIV | Number of persons per loom in each District ... ... | 59 |
| ,, | LXXV | Proportion of the three categories of weavers ... ... | |
| ,, | LXXVI | Percentage of idle looms (for the State) ... ... | 60 |
| ,, | LXXVII | Percentage of idle looms—(District-wise and Category-wise) ... | |





| | | | Page |
|---|---|---|---|
| STATEMENT | LXXVIII | Number of active looms in households of weavers who are members of Co-operatives ... ... | 61 |
| ,, | LXXIX | Proportion of the different varieties of cloth produced (according to the survey) ... ... | 62 |
| ,, | LXXX | Variety-wise production of handloom cloth compared with previous surveys ... ... | |
| ,, | LXXXI | Production of handloom cloth by count-group compared with the Fact Finding Committee ... ... | |
| ,, | LXXXII | Consumption of cotton by Textile mills ... ... | 63 |
| ,, | LXXXIII | Community-wise details of weavers for the State... ... | |
| ,, | LXXXIV | District-wise details of weavers belonging to different communities ... | 64 |
| ,, | LXXXV | Average number of looms per household ... ... | 65 |
| ,, | LXXXVI | Number of active looms compared with number of handloom workers according to 1961 census ... ... | 66 |
| ,, | LXXXVII | Number of male and female weavers ... ... | |
| ,, | LXXXVIII | Proportion of males and females in weavers' households ... | 67 |
| ,, | LXXXIX | Income of dependent weavers ... ... | 68 |
| ,, | XC | Income of Independent Weavers ... ... | |
| ,, | XCI | Income of members of Co-operative Societies .. ... | 69 |
| ,, | XCII | Average monthly income per loom of different classes of weavers ... | |
| ,, | XCIII | Income from subsidiary occupation ... .. | 70 |
| ,, | XCIV | Income and indebtedness of the three categories of weavers ... | 71 |
| ,, | XCV | Charges for preparatory processes ... ... | 73 |
| ,, | XCVI | Cost structure of handloom fabrics ... ... | 75 |
| ,, | XCVII | Percentage of net to gross wages ... ... | 75 |
| ,, | XCVIII | Wholesale yarn rates (1928—1962) ... ... | 76 |
| ,, | XCIX | Price of yarn in 1959 and 1960 ... ... | 76 |
| ,, | C | Ceiling (net Ex-mill) rates for yarn ... ... | 76 |
| ,, | CI | Ceiling rates for yarn compared with wholesale rates ... | 77 |
| ,, | CII | Details regarding net Handloom Weaving Wages (from 1939) ... | 77 |
| ,, | CIII | Cost of Production (comparative figures for 1927–28 and 1961) ... | 78 |
| ,, | CIV | Cost of production of hand-loom cloth in 1939 ... ... | 78 |
| ,, | CV | Cost of production per Sq. yard in 1928, 1939 & 1961 ... | 79 |
| ,, | CVI | Cost of production of 20s dhotis (plain variety) ... | 80 |
| ,, | CVII | Cost of production of 40s dhotis (plain variety) ... | 80 |
| ,, | CVIII | Cost of production of 60s dhotis (plain variety) ... | 81 |
| ,, | CIX | Cost of production of 80s dhotis (plain variety) ... | 81 |
| ,, | CX | Cost of production of 100s dhotis (plain variety) ... | 82 |
| ,, | CXI | Cost of production of 26s sarees (plain variety) ... | 82 |
| ,, | CXII | Cost of production of 40s sarees (plain variety) ... | 83 |
| ,, | CXIII | Cost of production of 60s sarees (plain variety) ... | 83 |
| ,, | CXIV | Cost of production of 80s sarees (plain variety) ... | 84 |
| ,, | CXV | Cost of production of 100s sarees (plain variety) ... | 84 |
| ,, | CXVI | Cost of production of miscellaneous varieties ... ... | 85 |
| ,, | CXVII | Effective number of looms in the Co-operative fold ... | 86 |

| | | | Page |
|---|---|---|---|
| STATEMENT | CXVIII | Net number of looms outside the Co-operative fold using mill yarn ... | 87 |
| ,, | CXIX | District-wise production of cotton fabrics ... ... | 89 |
| ,, | CXX | Variety-wise production of handloom cloth ... ... | 90 |
| ,, | CXXI | Percentage of production of sarees etc. . ... ... | 90 |
| ,, | CXXII | Construction and cost of production of Bhavani Carpets ... | 91 |
| ,, | CXXIII | Hereditary weavers engaged in cotton, silk and art-silk weaving ... | 97 |


## PART II

### SILK


| | | | |
|---|---|---|---|
| TABLE | I | Production of raw silk in India ... ... | 104 |
| ,, | II | Production of Mulberry silk in Madras and Mysore ... ... | 104 |
| ,, | III | Imports of Raw Silk ... ... | 105 |
| ,, | IV | Number of Silk handlooms in 1899 ... ... | 107 |
| ,, | V | Number of silk weavers in 1921 ... ... | 107 |
| ,, | VI | Number of silk looms in 1961 ... ... | 108 |
| ,, | VII | Important silk weaving centres ... ... | 108 |
| ,, | VIII | Details of throw shuttle and fly shuttle looms in the selected centres ... | 109 |
| ,, | IX | District-wise details of silk looms ... ... | 109 |
| ,, | X | Number of households of non-hereditary weavers engaged in silk weaving | 110 |
| ,, | XI | District-wise details of communities engaged in silk weaving ... | 111 |
| ,, | XII | Weavers communities engaged in silk weaving in 1899 and 1961 ... | 112 |
| ,, | XIII | Silk and cotton looms compared ... ... | 113 |
| ,, | XIV | Income of Silk and Cotton weavers ... ... | 113 |
| ,, | XV | Indebtedness of silk weavers ... ... | 113 |
| ,, | XVI | Twisting charges for warp and weft (per lb) processed by hand ... | 114 |
| ,, | XVII | Cost structure of silk fabrics ... ... | 115 |
| ,, | XVIII | Estimated production of silk fabrics ... ... | 115 |
| ,, | XIX | Exports of silk fabrics ... ... | 116 |
| ,, | XX | Kornad Sarees ... ... | 117 |
| ,, | XXI | Silk Weavers' Co-operatives ... ... | 119 |
| ,, | XXII | Percentage of silk looms in the Co-operative fold ... ... | 118 |
| ,, | XXIII | Production of silk fabrics in the co-operative Sector ... ... | 120 |
| ,, | XXIV | Purchase of raw silk in the Bangalore silk cooperative marketing society ... | 121 |
| ,, | XXV | Sale of silk fabrics in the Mylapore cooptex silk Emporium ... | 121 |
| ,, | XXVI | Work done by the silk weavers Co-operative Marketing society Limited, Kanchipuram ... ... | 122 |
| ,, | XXVII | Details of improved appliances supplied to silk co-operatives ... | 122 |


## PART III

### KHADI


| | | | |
|---|---|---|---|
| TABLE | I | Export of cloth from and import of cloth and yarn into India ... | 125 |
| ,, | II | Decline in number of handlooms ... ... | 126 |





| | | | Page |
|---|---|---|---|
| TABLE | III | Prices of English and handspun yarn ... ... | 126 |
| ,, | IV | Quantity of mill yarn available for handlooms ... ... | 127 |
| ,, | V | Price of mill yarn and handspun yarn in 1926 and 1961 (per lb.) ... | 128 |
| ,, | VI | Expenditure incurred by the Khadi commission (Second Plan period) ... | 132 |
| ,, | VII | Grants and loans received by Madras ... ... | 132 |
| ,, | VIII | Share of loans and grants received by Madras with reference to All India Figures ... ... | 132 |
| ,, | IX | Number of ambar charkas distributed ... ... | 133 |
| ,, | X | Quantity of handspun yarn and khadi produced in Madras in 1960-61 ... | 134 |
| ,, | XI | Production of handloom cloth and Khadi in 1960-61 ... ... | 134 |
| ,, | XII | Availability of mill, handloom and powerloom cloth and khadi in 1960-61 for civil consumption ... ... | 135 |
| ,, | XIII | Price of lint ... ... | 135 |
| ,, | XIV | Average production of handspun yarn in 1960-61 by traditional spinners ... | 136 |
| ,, | XV | Average production of handspun yarn in 1961-62 (Traditional spinners) ... | 136 |
| ,, | XVI | Relationship of texture of khadi and quantity of yarn consumed ... | 137 |
| ,, | XVII | Cost of production of 10 yards of Khadi (Plain) ... | 138 |
| ,, | XVIII | Cost of production of 10 yards of handloom cloth ... ... | 138 |
| ,, | XIX | Cost of khadi and handloom cloth, compared (for 10 yards) ... | 139 |
| ,, | XX | Cost of production of khadi and handloom cloth for 1 lb. of yarn consumed in weaving ... ... | 139 |
| ,, | XXI | Net income per hank of yarn ... ... | 140 |
| ,, | XXII | Average income of ambar spinner in 1960-61 and 1961-62 ... | 141 |
| ,, | XXIII | Production of traditional yarn by the State Board Centres ... | 144 |
| ,, | XXIV | Average daily production of khadi ... ... | 144 |
| ,, | XXV | Average gross income per loom ... ... | 144 |
| ,, | XXVI | Average production of yarn in ambar charkas ... ... | 145 |
| ,, | XXVII | Deliveries of yarn in Vanjipalayam centre .... ... | 145 |
| ,, | XXVIII | District-wise spinners in the Government Khadi Centres ... | 146 |
| ,, | XXIX | Production of handspun yarn in the Tamil Nad Sarvodaya Sangh (T. N. S. S.) | 150 |
| ,, | XXX | Production of Khadi in the Tamil Nad Sarvodaya Sangh ... | 150 |
| ,, | XXXI | Average gross income in T. N. S. S. Centres ... ... | 150 |
| ,, | XXXII | Production of ambar yarn by the T. N. S. S. ... ... | 151 |
| ,, | XXXIII | Average output per ambar charka ... ... | 151 |
| ,, | XXXIV | Khadi production by the State Board and T. N. S. S. ... ... | 151 |
| ,, | XXXV | Production of traditional and ambar yarn in 1960-61 and 1961-62 ... | 152 |
| ,, | XXXVI | Progress for 1953-1956 (Gandhi Ashram) ... ... | 152 |
| ,, | XXXVII | Progress of Gandhi Ashram for 1956-57 to 1961-62 ... ... | 152 |
| ,, | XXXVIII | Comparable figures of yarn and khadi ... ... | 153 |
| ,, | XXXIX | Grant per Sq. yard of khadi given by the Khadi Commission ... | 154 |
| ,, | XL | Commercial and self-sufficiency khadi produced for all India ... | 154 |
| ,, | XLI | Commercial and self-sufficiency khadi produced in Madras ... | 155 |
| ,, | XLII | Khadi production in Uttar Pradesh ... ... | 155 |

## PART IV

### ART SILK HANDLOOM


| | | | Page |
|---|---|---|---|
| TABLE | 1. | Total Rayon yarn available ... ... | 158 |
| ,, | 2. | Production of viscose and acetate rayon yarn ... ... | 158 |
| ,, | 3. | Denier-wise indigenous production of rayon yarn ... ... | 159 |
| ,, | 4. | Rayon yarn (purchased by a co-operative) in salem District ... | 161 |
| ,, | 5. | Number of handlooms engaged in the production of art silk fabrics ... | 163 |
| ,, | 6. | Art-silk fabrics-construction particulars ... ... | 165 |
| ,, | 7. | Communities engaged in weaving of art silk-fabrics ... ... | 166 |
| ,, | 8. | Variety-wise break-up of art-silk looms ... ... | 167 |
| ,, | 9. | Average income (in the production of art-silk fabrics) ... ... | 168 |
| ,, | 10. | Average income for cotton, silk and art-silk weavers per mensem ... | 168 |


### APPENDICES


| | | |
|---|---|---|
| I | Plan of sample survey and special study of the Handloom Industry in Madras State ... | 181 |
| II | Expenditure incurred by the Census Organisation for Handloom Survey and special study | 184 |
| III | Government Departments and non-officials who rendered assistance ... | 185 |
| IV | The Cotton Textiles (production by Handloom) Control Order, 1956 ... | 192 |
| V | General principles ... ... ... | 194 |
| VI | Case studies of weavers ... .. ... | 207 |
| VII | Copy of Government Order Ms. No. 3387, Rural Development and Local Administration Department, dated 26-12-1961 (programme for development of Khadi) .. | 218 |
| VIII (1) & (2) | Names of important silk centres ... ... ... | 220 |
| (3) | Dyeing of raw silk in Kanchipuram ... ... .. | 222 |
| IX | Silk in Folklore and literature (From a Monograph on Silk Fabrics— A. Yusuf Ali Esq., I.C.S.) ... ... | 224 |
| X (1) | Proforma for weavers working under Master Weavers ... ... | 228 |
| (2) | ,, independent weavers ... ... ... | 233 |
| (3) | ,, weavers working in weavers' Co-operative Societies or Co-optex Weaving Centres | 239 |
| XI | Bibliography ... ... ... | 245 |
| XII | A select glossary of terms relating to Handloom weaving ... ... | 248 |
| XIII | Circular of Reserve Bank of India regarding financing of Weavers' Co-operative Societies | 251 |
| XIV | Madras Government's Khadi Scheme .. ... ... | 254 |


### MAPS


| | | Facing page |
|---|---|---|
| 1. | Important cotton handloom centres ... ... | 1 |
| 2. | Important silk and art silk handloom centres ... ... | 1 |
| 3. | Percentage of households of weavers where there are cotton looms according to communities | 64 |
| 4. | Average income per loom per month ... ... | 69 |
| 5. | Varietywise production of handloom cloth ... ... | 90 |
| 6. | Production of cotton fabrics (Cooperative sector and outside) ... ... | 90 |




### DIAGRAMS


| | | Page |
|---|---|---|
| 1. | Distribution of looms among the three categories of weavers ... | 59 |
| 2. | Weavers' communities ... ... | 63 |
| 3. | Average monthly earning per loom ... ... | 69 |
| 4. | Cost structure of dhotis ... ... | 80 |
| 5. | Cost structure of sarees .. ... | 82 |
| 6. | Cost structure of dhotis and sarees per sq. yard ... .. | 85 |
| 7. | Production of handloom fabrics (varietywise) ... ... | 90 |


### CHARTS


| | | Opp. page |
|---|---|---|
| 1. | Number of looms in Madras City ... ... | 57 |
| 2. | -do- Chingleput District ... ... | 57 |
| 3. | -do- North Arcot District ... ... | 57 |
| 4. | -do- South Arcot District ... ... | 57 |
| 5. | -do- Salem District ... ... | 57 |
| 6. | -do- Coimbatore District ... ... | 57 |
| 7. | -do- Madurai District ... ... | 57 |
| 8. | -do- Tiruchirapalli District ... ... | 57 |
| 9. | -do- Tanjore District ... ... | 57 |
| 10. | -do- Ramanathapuram District ... ... | 57 |
| 11. | -do- Tirunelveli District ... ... | 57 |
| 12. | -do- Madras State ... ... | 58 |
| 13. | Percentage of net weaving wage in the cost of production representing income of weavers ... ... | 75 |
| 14. | Prices of yarn (20s, 40s and 60s) ... ... | 76 |
| 15. | Average cost of production of dhoties and sarees per sq. yard ... | 85 |


### PHOTOGRAPHS


| | | Facing page |
|---|---|---|
| 1. | Winding of Mill yarn on Bobbins ... ... | 72 |
| 2. | Preparation of a warp ... ... | 72 |
| 3. | Street sizing of a warp ... ... | 72 |
| 4. | Piecing or warp joining ... ... | 72 |
| 5. | Street Dressing of a warp (Allupidithal) ... ... | 72 |
| 6. | Pirn winding of Mill yarn for weft ... ... | 72 |
| 7. | Cotton Handloom - Plain : Fly shuttle. ... ... | 74 |
| 8. | Do Dobby Design ... ... | 74 |
| 9. | Do with a jacquard ... ... | 74 |
| 10. | Dyeing of Cotton yarn ... ... | 75 |
| 11. | Winding of kora on Parivattam ... ... | 112 |
| 12. | Pirn winding of kora ... ... | 112 |
| 13. | Twisting of Raw silk ... ... | 112 |
| 14. | Winding of twisted kora on a Parivattam ... ... | 112 |
| 15. | Preparation of silk warp ... ... | 112 |

| | | | | Page |
|---|---|---|---|---|
| 16. | A silk warp being rolled after dressing | ... | ... | 112 |
| 17. | Sizing of silk warp | ... | ... | 112 |
| 18. | Twisting the looped warp into a hank | ... | ... | 112 |
| 19. | Piecing on warp joining | ... | ... | 112 |
| 20. | Fixing of a silk warp in the loom | ... | ... | 112 |
| 21. | Weaving of a silk fabric with a jungu or Adai | ... | ... | 112 |
| 22. | Weaving of silk fabrics with a jacquard | ... | ... | 112 |
| 23. | Hand-spinning on a vertical charka | ... | ... | 128 |
| 24. | Four spindle Ambar Charka | ... | ... | 132 |
| 25. | Belni | ... | ... | 132 |
| 26. | Belni | ... | ... | 132 |
| 27. | Preparation of a warp from Handspun yarn | ... | ... | 140 |
| 28. | Weaving of Khadi | ... | ... | 140 |
| 29. | A vertical Drugget Loom | ... | ... | 174 |
| 30. | Dyeing of woollen yarn | ... | ... | 175 |


# PREFACE

Handloom is an important traditional craft of India. But it has to be distinguished from other crafts prevalent in India in that mills can, today, produce all the cloth needed by the country without the assistance of this industry. At the same time, it is the feeling among the planners and the administrators of this country that its preservation and improvement will be conducive to the economic development of the country. In 1920, Mahatma Gandhi wrote in "Young India" as follows :

"I feel convinced that the revival of hand-spinning and hand-weaving will make the largest contribution to the economic and the moral regeneration of India. The millions must have a simple industry to supplement agriculture. Spinning was the cottage industry years ago, and if the millions are to be saved from starvation, they must be enabled to reintroduce spinning in their homes and every village must repossess its own weaver."

Much has been done by the followers of Gandhiji to regenerate spinning and weaving in India. It has become an article of faith for them.

It is also part of our plan to raise the level of living among the people. Handloom industry does provide a living to a large section of the people. But whether it can provide an adequate standard of living comparable with other avenues of appointment is a moot question. Nor can it be considered as a subsidiary industry. Mahatma Gandhi wrote in 1925 as follows :

"May I point out to the Department of Industries and Commerce, Bombay, that the attempt to introduce the handloom in the home of agriculturists is foredoomed to failure? A little knowledge of agricultural life will demonstrate the impracticability of such introduction. Hand-weaving is a long process requiring sustained labour and in itself demanding several processes at which more persons than one are required to work at one and the same time. This is not possible in a peasant's cottage. Hence from time immemorial hand-weaving has been a separate occupation and an independent and sole means of livelihood." This point was again emphasised by him in 1926, in the following words.

"In the first instance, hand-weaving is not a practicable proposition as a supplementary industry, because it is not easy to teach, it has never been universal in India, it requires several hands to work at, it cannot be done during odd moments. It has been and can only be generally an independent occupation and is in the majority of cases the sole occupation like shoe-making or smithy."

Thirdly, the handloom has its natural enemy in textile mills whether it is established in the public or private sector. At the same time, it is completely dependent on the textile mills for its existence because of the yarn needed for the industry is supplied by the mills. It will be relevant to recall the warning given by the Father of this Nation in 1938 on this subject. "The statement that the handloom industry has defied mill competition is only partially true. There are not to-day half as many handloom weavers as there were 25 years ago. There was a time when, as the spinning wheel spun the whole of the yarn required by the nation, the handloom wove all the cloth required. When the mills were established the spinning wheel all but died out, for the very simple reason that it gave a paltry return and was never a whole-time occupation. But the loom offered stubborn resistance, for the reason, among others that it was a full-time occupation by itself and paid the weaver enough to eke out a living. When the spinning mill came, the weaver fell back upon it for his hanks of yarn. He even welcomed the change because he could

get more evenly spun and stronger yarn. Little did he know that he was to become perfectly helpless if the mills for any reason could not supply him with yarn. Unlike the village spinner the mill-owner dictated the price of his yarn". To-day the handloom industry has to be sustained and nourished by the Government against competition from the mills.

The handloom industry is of particular significance to Madras State. According to the housing survey conducted in October 1960 in this State, Madras has 489 and 406 establishments in urban and rural sectors in handlooms out of every 1000 census houses engaged in production and manufacturing. To these, are to be added 27 establishments under silk in the rural sector and 24 in the urban sector. The statement below will illustrate the comparative importance of handloom industry in the economy of the different States of India.

Proportion per thousand of workshops and factories

| | (235) cotton weaving in handlooms | | (264) weaving of silk textile by handlooms | |
|---|---|---|---|---|
| | Rural | Urban | Rural | Urban |
| Andhra Pradesh | 272 | 199 | 2 | 14 |
| Assam | 48 | 70 | N | 14 |
| Bihar | 136 | 91 | N | N |
| Gujarat | 43 | 37 | 1 | 1 |
| Jammu & Kashmir | 22 | 15 | N | 9 |
| Kerala | 84 | 81 | N | N |
| Madyapradesh | 59 | 57 | N | N |
| Madras | 489 | 406 | 27 | 24 |
| Maharashtra | 54 | 151 | N | 2 |
| Mysore | not received | | | |
| Orissa | 246 | 150 | N | N |
| Punjab | 17 | 14 | N | N |
| Rajasthan | 58 | 18 | 1 | 1 |
| Uttar pradesh | 101 | 83 | 8 | 44 |
| West Bengal | Not received | | | |

According to the above statement, it will be clear, in Madras, half the establishments are engaged in handloom weaving. The other States next in importance are Andhra Pradesh and Orissa. As such, handloom industry has particular significance in the economy of Madras State. Again, it is interesting to compare the figures of workers engaged in the handloom and mill sectors. Out of 60,65,414 workers engaged in non-agricultural activity in the State, 5,12,047 persons are engaged in handloom sector, and 1,23,602 in the mill sector. They form 8.44 and 2.04% of the total workers. In addtion to this, 1.77% of workers are engaged in cotton hand-spinning. These figures will illustrate the importance of handloom weaving and spinning in the economy of Madras State.

In June, 1960, a suggestion was made by the Director of Handlooms, Madras that the Census Organisation could estimate the number of handlooms in Madras State and collect all details pertaining to them. In 1951 actually an attempt was made by the Census Organisation to estimate the active looms in the State while conducting a Census of Small Scale Industries as a supplementary project of 1951 Census, After some discussion, my predecessor felt that



it would be difficult to take an accurate Census of active looms and the figures collected were not finally released. Many surveys have been made, of the handloom industry in general, with particular reference to Madras State including one conducted by International Labour Organisation in 1959. The suggestion of the Director of Handlooms to examine the feasibility of undertaking the survey of handloom industry and its economic significance as far as this State is concerned was accepted by this organisation. However, it was impracticable to conduct it as a part of the actual census work. This survey calling for special knowledge could not be entrusted to an average Census Enumerator. It was, therefore, felt desirable to have a sample survey in selected areas on the problems connected with handlooms. The following plan was adopted. There were 5 lakhs of registered looms in the State and the looms in households equivalent to 1 per cent of 5 lakhs were taken up for survey. Important cities like Madras, Salem, Coimbatore, Aruppukottai, Kancheepuram, urban areas such as, Kurinjipadi, Bhavani, Srivilliputhur, Melapalayam, Tiruchengode and Komarapalayam were included in the survey. As for the rural areas 7 villages in Salem District which had more than 25% of the handlooms and 59 villages in other Districts were included. The selection was based on the houselisting conducted in October 1960 which indicated the number of census houses engaged in handloom industry. The scope of the sample survey was to collect relevant data, to estimate the present position of the industry and to estimate inter alia the number of handlooms in the State. It is always difficult to estimate the number of active looms or otherwise. A loom can be easily set up and the number of looms is always influenced by the shortage of yarn and price for the handloom cloth and by the increased tempo of agricultural activity in the State. As such, it is difficult to specify the total number of handlooms available in the State which will increase in seasons of adversity especially, when the commodity is controlled and certain concessions are extended to the industry on the basis of the total number of looms. In the course of our survey, it will be our endeavour to point out that any aid to the handloom industry should be based not on the number of looms but on the number of families engaged in the industry.

Handloom survey is conducted throughout the Madras State in Ubran as well as in rural areas. An administrative unit, say, city, town or village within which the industry was carried on, was called a handloom centre, the magnitude of the industry being determined by the number of looms working in the centre. The number of looms differ from centre to centre. A sample survey was undertaken in 144 centres in different strata as shown below:

| | |
|---|---|
| **Urban** | |
| Centres having more than 15,000 looms | 2 |
| Centres having 5 to 15,000 looms | 13 |
| Centres having less than 5,000 looms | 33 |
| | 48 |
| **Rural** | |
| Centres having more than 1,000 looms | 17 |
| Centres having 200 to 1,000 looms | 24 |
| Centres having less than 200 looms | 25 |
| | 66 |

The Modus operandi of the survey has been indicated in Appendix I to this Report prepared by Sri K.V. Sivasankaran, the Tabulation Officer who conducted the survey with his Assistants. The total amount of expenditure incurred in the survey will be found in Appendix II of

the Report. This is more a fact finding survey than a sample survey in the strict sense of the word. Apart from the Collection of data, the Special Officer and his staff visited various centres in the State and collected factual information relating to the industry. For this, the experience which Sri Sivasankaran had, as an officer of the Co-operative Department who had a lot to do with the handlooms, has been fully utilised.

It is not our purpose to claim satistical accuracy for this survey report but it is our endeavour to present certain salient features of handloom industry including silk, Art Silk, Khadi, Wool which can be classified as handicrafts and indicate to what extent the economy of the Madras State is dependent on this and in what manner this industry can be sustained in this State. As we have indicated, a large number of families depend on handloom for their living; it is very difficult to visualise an industrial revolution in Madras State in which all these workers who depend solely on handloom can be absorbed in the mill industry. It is necessary therefore to devise scientific measures to see that earning capacity of the average worker in this industry is enhanced. Also, it is desirable to see to what extent the industry can be strengthened by adoption of more scientific methods.

This study has been made possible by the generous attitude adopted by the Government of Madras and their Officers in rendering full assistance to the Census Organisation. I am also grateful to the various non-official bodies for giving whatever factual information they had in their possession. A list of the departments and non-official bodies who have helped us is given in Appendix III. Apart from these co-operatives, power loom and handloom factories and all individuals whom we have approached have given us whatever particulars we needed. In conclusion I wish to place on record my appreciation of hard work done by the special Tabulation Officer, Sri K.V. Sivasankaran and his staff in making this survey a success.

P. K. NAMBIAR

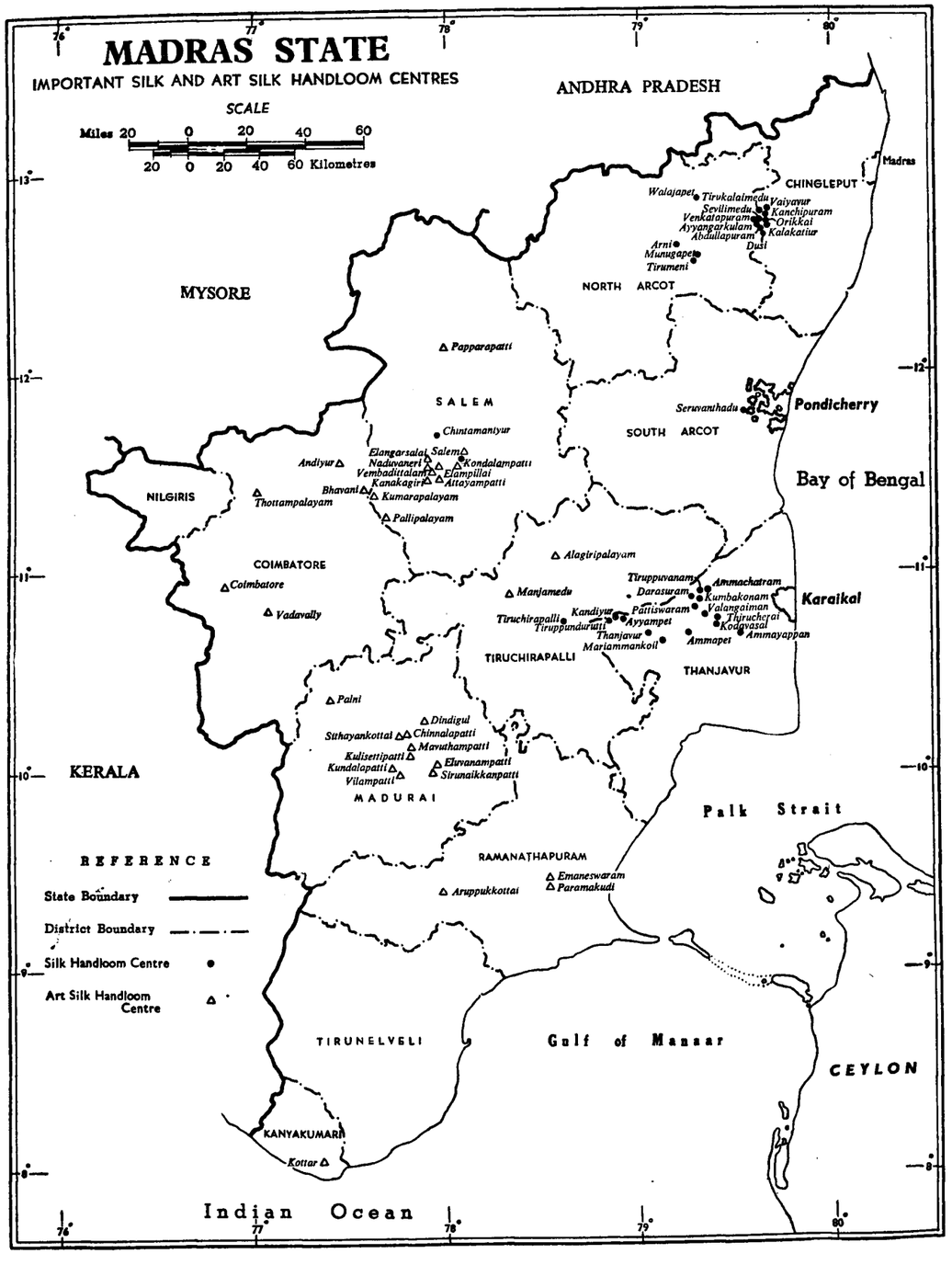


CHAPTER I

# THE AGE OF HANDSPUN YARN

In ancient times, China was noted for its silk, Egypt for its flax and India for its cotton. The Indian cotton industry had a dominant place in the world till the beginning of 19th century. Indian textiles were imported into England and other parts of Europe, China, Japan, Burma, Arabia, Persia and parts of Africa. Though spinning and weaving were done by hand, a high degree of proficiency and perfection was attained in the production of cotton fabrics. Dacca muslins have been famous for centuries. Arni in Madras and Masulipatam in Andhra also produced muslins which could be compared with those of Dacca.

2. The fall of the Moghul Empire in India coincided with the invention of spinning jenny and powerlooms and chemical dyes. The industrial revolution of England resulted in decline of the industry in the 19th century in India. The Fact Finding Committee (Handloom and Mills 1942) has observed as follows: "This decline was not entirely due to the competition of cheap mill-made goods imported into the country. In most of its noted centres the industry flourished under a court patronage and when this patronage declined, the industry followed suit". This decline resulted in economic upheaval leading to considerable hardship to the people. Abbe Dubois who stayed in India from 1792 to 1823 has recorded as follows: "Just before returning to Europe, I travelled through some of the manufacturing districts and nothing could equal the state of desolation prevailing in them. All the work rooms were closed and hundreds of thousands of the inhabitants composing the weaver caste were dying of hunger. I found countless widows and other women out of work and consequently destitute who used formerly to maintain their families by cotton spinning. The collapse in the cotton industry has indirectly affected trade in all its branches by stopping the circulation of money and the cultivators can no longer reckon on the manufacturers who in the days of their prosperity were wont to buy up their surplus grain and even to lend them money when they were in arrears of taxes. This has led the cultivators to the hard necessity of relinquishing their grain to and thus became prey of remoreseless usurers". (Hindu Manners, customs and ceremonies by Dubois — Vol. I). Economic necessity, however, compelled the weavers to learn the use of mill yarn. The old hand-weaving industry depending on handspun yarn disappeared. A new hand-weaving industry which used mill spun yarn developed. The inherent vitality of the industry was thus exhibited by this survival in the midst of adversity. In the beginning, handloom weavers welcomed the mill spun-yarn because it was easier to weave with such yarn. But this dependence grew and as years rolled by, the handloom weaving has depended largely on the mill yarn with the result that it can be sustained today by support from the Government. An attempt was made by Mahatma Gandhi to revive hand spinning in the course of his political struggle with the British Government. How far this effort has succeeded will be discussed in Part III of this report.

3. The Mohenjodaro and Harappa excavations which throw light on the antiquity of Indian civilisation have shown that weaving reached a high state of perfection even in those days. Sri K. N. Dikshit in his Pre-historic Civilisation of Indus Valley has stated that common people used simple dhoties made of cotton and richer people sometimes used embroidered ones; among aristocratic classes an upper garment was worn like a shawl covering the left arm. In his glimpses of world history, Pandit Jawaharlal Nehru writing about Mohenjodaro has observed that the use of cotton for textiles was exclusively restricted at the period to India and was not extended to Western world until 2000 or 3000 years later. I can do no better than to give the following extract from the Bengal Census Report of 1951 to show the antiquity of cotton industry. "The ancients were thoroughly conversant with the art of weaving, even in those early days. A study of mantras confirms the extensive use of vestment cloth in religious altars and ceremonial stages and platforms. Such cloth was usually white and beneficial and courtly and essential. It was regarded in those days as an item of public wealth. The mother herself used to make the apparel for her son and the yarn of the warp and weft of the cloth was closely woven. There are references to cloth in the Adharva Vedas. References to the use of black coloured cloth in the Kaushitaka Brahmana seem to indicate that the sages in those days used to treat the white cloth with black dyes and that the processes of dyeing were known to them.

"In the ages of puranas, the use of multicoloured cloth was widely prevalent. Rama made a gift of

Kausheya cloth to the Brahmins and on the eve of their exile Rama and Lakshmana exchanged their wearing cloth for barks. A reference again in the Ayodhya Kanda of the Ramayana to the gift by Sita of various kinds of cloth and food to the Brahmins suggests that cloth was then made of different fibres and dyed to different shades.

The description of the royal costumes and that of the disrobing of Draupadi in the Mahabharatha provide ample evidence of the existence of a wide range of cloth and clothings in those ancient times. Kausalya, Sumitra, Kaikeyee and other queens as described in Ramayana used to go to the temples for worship, acompanied by four of their daughters-in-law, all attired in linen cloth. White and coloured Kausheya as also linen were sanctioned for use on auspicious occasions.

The importance that was attached to cloth is evident from Manu Samhita in which it was laid down that a person found guilty of theft of cloth should be punished with capital sentence. If a person stole any yarn or cotton, he would be liable to pay double the value of the article stolen. If a weaver accepted 10 palas of yarn from anyone for weaving cloth for him and did not hand him back cloth weighing 11 palas allowing for the admixture of sizing materials, he would be legally liable to pay 12 palas as penal measure. The proportion between the quantity of yarn and the cloth obtained from it as indicated in these codes of Manu indicates that the measurement of cloth in these days was similar to the length and breadth of cloth of later times. The codes of Manu further confirm that cotton, silk and woollen fabrics were widely used and that while cotton fabric was washed in clean water, silk and woollen clothings were treated with alkaline earth.

The use of weaving appliances and the knowledge in the art of weaving made considerable progress from the vedic till the Smiriti era. Further advancement was recorded in the succeeding eras".

4. In the Rig and Adharva Vedas, a simile is often used in which night and dawn are compared to two young women engaged in weaving. (R. V. II 38 and A.V.X. 7-42). The roots 'Ve' and 'Tan' meaning weaving and stretching occur in many places in the Vedic literature. The Rig Veda contains the word 'Vaya' meaning weaver and the word 'Tasara' meaning a weaver's shuttle. In the Yajur Veda there is the word 'Veman' meaning a loom. In the early vedic period, weaving was probably done by women as Vayatri means a female weaver. Dyeing of cloth would also appear to have been done by women as signified by the word 'Rajayitri'. (Economic Life and Progress in Ancient India by Sri Bandyo Padhyaya)

The reference in Artha Sastra (4th century B.C.) to China Pattu (silk fabrics of China manufacture) indicates trade contacts with China at least as early as the 4th century B.C. Cotton fabrics of Benares, Mathura, the Konkan, Vanga, Vatsa, and Mahishmathi are also mentioned in it. There was a special department of three ministers for the protection of artisan interests. There were craft guilds with a headman who was known as Sreshtin or Sreshtya. These guilds had their own constitution and regulations recognized by law. They had their own courts for the maintenance of internal discipline and served as local banks for money deposits. The Madurai District Gazetteer records that the Pandyan Kingdom had trade even with the distant parts of Rome, Greece and Arabia and that this is abundantly testified by the classical writers of Greece and Rome, by the literature of the Sangam Age as well as by the large number of Roman coins of that time found in and around Madurai. Saliyur, Neleynda, Kumari and Korkai are mentioned as important ports. From these ports went forth large vessels laden with cotton and silk fabrics of exceptional fineness and to these ports they returned bringing back with them great quantitites of coins, linens, glass, copper, tin, lead and wines and liquors of all sorts.

5. Professor Radha Kumud Mukherji in his Indian Shipping states: "All the evidences available will clearly show that for full thirty centuries India stood out as the very heart of the commercial world cultivating trade relations successively with Phoenicians, Assyrians, Greeks, Egyptians and Romans in ancient times and Turks, Venetians, Portuguese, Dutch and English in modern times. A genial climate and a fertile soil coupled with the industry and frugality of the Indian people rendered them virtually independent of foreign nations in respect of the necessaries of life while their wants were few. Of the latter, tin, lead, glass, steel for arms and perhaps coral and to a small extent medical drugs were all that India had need to import from Europe and Western Asia while to Arabia she was indebted for the supply of frankincense used in her temples. On the other hand, India provided Europe with wool from the fleeces of sheep bred on her north-western mountain ranges famous since the days of Alexander the Great.....with embroidered woollen fabrics and coloured carpets which were as highly priced in Babylone and Rome as the modern productions are in London and Paris at the present days. But the most valuable of the exports of India was silk which under the Persian Empire is said to have been exchanged by weight with gold. It was manufactured in India as well as obtained for re-export from China. Next to silk in value were cloths ranging from coarse canvas and calicos to muslins of the finest texture. India thus



occupied a unique position in the commercial world as the main supplier of the world's luxuries. As a consequence she had the balance of trade clearly in her favour a balance which could only be settled by the export of treasure from European and other countries that were commercially indebted to her... "Thus has she been for many centuries the final depository of a large portion of the metallic wealth of the world". It was this flow of gold into India so far back as the first century A.D. that led Pliny (79A.D) to complain "in no year does India drain our empire of less than 550 millions of sesterces (80 lakhs of rupees) giving back her own wares in exchange which are sold among us at fully one hundred times their cost price".

6. Pandit Nehru in his "Glimpses of World History" writes :— "Right through this old period of history, we find Indian trade flourshing both in the Western Europe and western Asia and in the East right upto China.....One of the chief reasons for control of distant markets by India seems to have beeen her progress in chemistry especially in dyeing. The Indians of those days seem to have discovered special methods for the preparations of fast dyes for cloth. They also know a special method of preparing the Indigo dye from the plant. The very name Indigo came from India.....And so Indian cloth and Indian dyes and other articles went to far countries and were eagerly sought after. To India this trade brought Wealth". The Cholas were long famous for their sea trade. Their fine cotton goods were much sought after and their port Kaveripattinam was a busy place with ships carrying merchandise coming from and going to distant places".

7. The Muslim rulers encouraged hand weaving industry. Md. Tughlaq had a manufactory in which four hundred silk weavers were employed and where they made stuffs of all kinds for dresses of persons attached to the court, for robes of honour and presents. Every year the Sultan distributed two lakhs completed dresses. In Moghul India the chief, in fact the only manufacturer was the State which stocked large quantities of cloth for conventional distribution to nobility on ceremonial occasions. The shawl industry of the Punjab and Kashmir was the creation of the Moghul Emperors. Karkanas or workshops were maintained where silk, muslins were produced and embroidery work was carrted on.

8. No statistics are available on the number of handlooms and the production of yarn and cloth, before its decline in the 19th century. The Prize Essay on Hand Spinning and Hand Weaving by Sri N. S. Varadachari and Puntambekar published in 1926 to which Mahatma Gandhi has written a foreword is the first statistical document on the Subject. According to the Essay there was one charka for every 10 individuals and one handloom for every 100 persons. Thus for every handloom there were 10 charkas. Moreland has estimated that at the time of Akbar's death the production of the textile fabrics was 13 yards per head of the population. On these meagre facts an attempt can be made to make an estimate of the number of handlooms at the beginning of 19th century. The population of India which was 254.0 millions in 1881 increased to 353 millions in 1931. The increase in the 50 years was 39% or approximately 8% per decade. Applying the same percentage, the population in 1800-1810 can be estimated at about 150 to 160 millions. On the basis of one handloom for every 100 persons, the number of looms will be 15 lakhs. Under the Khadi Scheme run by the Govt. and other institutions, the average annual production of cloth per loom is 949 yards. As weaving was then the sole occupation of weavers, the average production can be taken to be not less than 1000 yards per annum. On this basis the annual production of handloom cloth could be estimated at between 1500 to 1600 million yards. Considering that this works out to 10 yards per head of the population as against Moreland's estimate of 13 yards per head at the time of Akbar's death, this can be treated as a conservative estimate. As the number of handlooms in Madras State is not less than 20% of the looms in India, it will not be incorrect to assume that the production of handloom cloth in Madras State was 300 to 350 million yards per annum.

9. Though the fall of the Moghul Empire produced political chaos and disorder in many parts of the country, India continued to be a great manufacturing as well as a great agricultural country and Indian handloom fabrics were found in the markets of Asia and Europe in the 18th century. The East India Company which came to India to trade in Indian manufactured goods like textiles as well as spices from the East to Europe where there was a great demands for these articles, encouraged Indian industries in the beginning because they could make money out of them. It set up factories at Surat, Masulipatam, Madras and Hoogly from where textile fabrics were exported to England. They purchased calico pieces at Rs. 5/ per piece and sold at Rs. 15/ - per piece in Egland. There was a steady increase in the export of calico, muslin and silk and the average qnantity exported was 20 lakhs of pieces. The ever increasing exports from India created a panic among the woolen manufacturers of England and on account of their agitation a duty of 10% was levied on all cloth imported into England from India in 1685. This duty was doubled in 1690,

The import of printed calicoes from India was prohibited in 1709. This led to the import of plain calicoes which was printed in England. In 1721 an Act was passed prohibiting the use and wear of printed calicoes and imposing a penlty of £5 for each offence on the wearer and £20 on the seller of such goods. Nevertheless the trade in Indian textiles was brisk and between 1771 and 1792 the quantity and value of cloth exported from Bengal, Surat and Madras were as follows:

| | No. of pieces (Lakhs) | Value in lakhs. £ |
|---|---|---|
| Bengal | 133.80 | 238.19 |
| Madras | 28.84 | 69.86 |
| Surat | 10.91 | 8.20 |
| | 173.55 | 316.25 |

Then began the industrial development in England. The fly shuttle was invented in 1753, spinning jenny in 1764, the roller spinning frame in 1767, the steam engine in 1782 and the powerloom in 1785. The cotton trade developed greatly and England imported from America 1, 89, 361 lbs. of cotton in 1791. The application of the powerloom to cotton weaving in 1814 and new inventions and improvements in England led to the destruction of the Indian textile trade and manufacture.

10. Even as late as the beginning of the 19th century, hand spinning and hand weaving industry was in a flourishing condition in South India. Cloth and yarn were the principal commodities sold in the weekly shandies. Spinning was the main occupation of a majority of women in their spare time; about 500 to 600 yards were spun in an hour if the yarn was coarse while in the case of finer counts of 100s and above, the production was about 840 yards a day. Ginning, carding and slivering were done by the spinners themselves. The Coromandal coast, the Northern Circars and the districts of Salem and Coimbatore were famous for handloom fabrics. The agents of the East India Company who were found everywhere in this region gave advances to weavers and purchased muslins, calicoes etc. for export to Europe. In 1865 Madras exported handkerchiefs, blue cloth, sarees, salampore, chintz, book muslin etc. to England, America and Far East to the extent of Rs. 23,17,197 (page 58 prize essay)

11. After the battle of Plassey, the East India Company obtained political power and used extreme cruelty in getting fabrics for their trade. It will be interesting to record what a British administrator has written about this. "A tax was levied on every charka and every implement used by the artisans. A tax was levied on looms not worked for the company. Similary a house tax in proportion to the number of looms which were not in the company employ was levied" (Salem Gazatteer). Pandit Nehru records as follows in his 'Discovery of India. "Very soon after Plassey, the Bengal plunder began to arrive in London and the effect appears to have been instantaneous for all authorities agree that the industrial revolution (in England) began with the year 1770". (p. 245 Discovery of India). The industrial revolution brought into existence a new class of industrial capitalists on whose insistence Indian goods were excluded from Britain by legislation..... This was followed by vigorous attempts to restrict and crush manufacturers by various measures and internal duties which prevented the flow of Indian goods within the country itself. British goods meanwhile had free entry. The Indian textile industry collapsed affecting vast numbers of weavers and artisans. The English Governor General Lord Bentinck reported in 1834 that "the misery hardly finds a parallel in the history of commerce. The bones of cotton weavers are bleaching the plains of India". (page 246-247 Discovery of India)

The East India Company employed tortuous methods to destroy the industry. The weavers were compelled to weave cloth for the servants of the company at low prices. And the winders of raw silk called Nagodas have been treated with such injustice that instances have been known of their cutting off their thumbs to prevent their being forced to wind silk. Cases of whipping the weavers for failure to execute the contracts were not uncommon and the oppression was great in South India Bengal and Surat which were then the best manufacturing areas for cotton textiles. Indian merchants were prohibited from buying cloth except under a licence. Heavy inland duties were levied if the goods were in transit inland without being given to the East India Company. The textile trade was completely monopolised and the weavers were treated as the slaves of the company's officers. It was stated in evidence (before the Parliamentary Committee of 1801-1813) that the cotton and silk goods of India upto the period could be sold for a profit in the British market at a price from 50 to 60% lower than those fabricated in England. It consequently became necessary to protect the latter by duties of 70 to 80% on the value or by positive prohibition. Had this not been the case, had not such prohibitive duties and decrees existed, the mills of Paisely, and Manchester would have been stopped at their outset and could scarcely have been set in motion even by the power of the steam. They were created by the sacrifice of Indian manufacture...British goods were forced on her without paying any duty and the foreign



manufacturer employed the arm of political injustice to keep down and ultimately strangle a competitor with whom he could not have competed on equal terms. (Pp. 4 & 5 M. P. Gandhi's "How to compete with foreign cloth")

12. An enquiry was conducted by the Board of Revenue, Madras in 1871 and 1891 on the handloom industry. It came to the conclusion that the chief causes of the decline of the industry were the competition of the mill industry from England and the collapse of the spinning industry at home. The cheap mill yarn spun in England and imported into India was cheaper than the Indian handspun yarn. This will be seen from the following statement showing the comparative prices of English yarn and Indian hand spun yarn.

STATEMENT I

Comparative prices of English and Indian Yarn

| Yarn count | Price of 1 lb. of yarn | | | | | |
|---|---|---|---|---|---|---|
| | English yarn | | | Indian yarn | | |
| | Rs. | As. | Ps. | Rs. | As. | Ps. |
| 40s | 0 | 14 | 6 | 2 | 11 | 0 |
| 60s | 1 | 6 | 6 | 4 | 8 | 0 |
| 80s | 1 | 14 | 9 | 6 | 15 | 0 |
| 100s | 2 | 8 | 3 | 9 | 4 | 0 |
| 120s | 3 | 0 | 0 | 12 | 5 | 0 |
| 150s | 4 | 15 | 0 | 19 | 2 | 0 |
| 200s | 10 | 14 | 0 | 33 | 13 | 0 |

The spinning of finer counts yarn was given up and only coarse yarn continued to be spun in some areas.

13. The British mills studied the tastes of Indian consumers and produced several varieties of cloth to suit Indian requirements. Gradually India became an importer of English cloth and English yarn and its exports of cloth declined as shown by the following figures.

STATEMENT II

Export of cloth from and import of cloth and yarn into India

| Year | Export of cloth from India | Import of cloth into India | Import of yarn into India |
|---|---|---|---|
| | Rs. | Rs. | Rs. |
| 1816–17 | 1,65,94,380 | 3,17,602 | |
| 1821–22 | 76,64,820 | 46,78,650 | |
| 1826–27 | 39,48,442 | 43,46,054 | 75,276 |
| 1831–32 | 8,49,887 | 45,64,047 | 31,12,138 |
| 1832–33 | 8,22,891 | 42,64,707 | 42,85,517 |

14. The production of handspun yarn ceased till Mahatma Gandhi started the Swadeshi and Khaddar Movement with a view to make people self-reliant in regard to their clothing requirements. The subsequent story of the industry is its revival with the use of the mill spun yarn but for this interlude created by the Father of the Nation, and a new handloom industry came into existence. The term "handloom cloth" is now applied only to fabrics produced on handlooms with mill spun yarn while Khaddar is woven on handlooms with hand spun yarn. The preservation and survival of handloom weaving in South India is due to the existence of the castes like Sengunthars, Devangas, Saliars and Sowrashtras, who took handloom weaving as their hereditary occupation. "A caste may be defined as a collection of families bearing a common name which usually denotes or is associated with a specific occupation claiming common decent from a mythical ancestor human or divine, professing to follow the same professional calling and regarded by those who are competent to gtve an opinion as forming a single homogenous community." These castes are found all over the Madras State. Whatever the future historians may record about the caste system and however insoluble be the origin of the caste and its unfortunate political and social consequences, the fact remains that the handloom industry has been preserved in India, especially in Madras State by these communities. The role which they now play in the handloom industry and the intrusion of other castes in it will be discussed later in the course of this report.

## CHAPTER II

# THE NEW HANDLOOM

I have shown how the Industrial Revolution in England along with the political dependence of India led to the decline of hand-spinning. I have also shown that hand-weaving was to some extent sustained by the supply of yarn by mills operating in Great Britain. Then began the Industrial Revolution in India which was to prove disastrous to the handloom weaving industry. On this point, the All India Handloom Board has observed as follows:-

> "The Industrial Revolution in India was the starting point of the reversal of its (handloom industry's) fortunes. The progressive and rapid conversion of spinning mills (which were started to feed the handloom industry with yarn) into weaving establishments, the competition resulting from the production of large quantities of cloth by the mill industry, the changes in sartorial fashions of people, the phenomenal growth of powerlooms, the efficient organisation of production and marketing of mill-made cloth in relation to the rigid and outmoded methods of production and absence of any organisation in the handloom industry—these were some of the important factors which affected the fortunes of the handloom industry, so much so, by the beginning of the Second World War in 1939 it was in a sad state".

The new handloom industry based on mill yarn began by 1825 when cheaper foreign mill yarn was first imported from the United Kingdom. The value of imported yarn which was Rs. 1,23,146 in 1825-26 i, e. (about 50,000 lbs. at Rs. 2-8-0 per lb.) increased to Rs. 42,85,517 (about 17 lakhs of lbs) in 1832-33; in view of the high cost of the handspun yarn, weavers preferred to use mill yarn and thus all the foreign yarn imported was absorbed in the industry. Yarn imported from the U. K. in the first instance and later from Japan had thus an assured market in India. The first textile mill was established in Calcutta in 1818. In 1854, the Bombay Spinning and weaving Mills was started for the production of cotton yarn and piece goods. Till the First World War handloom Weaving and spinning mill could co-exist in the country but after 1918/1924 many of the Indian textile mills which were originally started to feed the handloom industry with yarn were converted into composite textile mills with weaving establishments resulting in competition between mills and handlooms.

2. At the commencement of the present century, the Indian mill production of cloth was a little over 1/5th of the net imports and about 1/2 of the production of the handloom industry, i. e. Indian mills supplied 9% of Indian requirements of cloth against 64% met by imports and 27% by the handloom industry. In 1921-22, the percentages were 42, 26 and 32. The all-round expansion of the mill industry especially in weaving is indicated by the following statement:-

STATEMENT III

Progress of Mill Industry

| Year | Number of mills in India | Number of spindles (in million) | Number of looms | Number of spindles per loom | Mill Production of cloth (in million lbs) |
|---|---|---|---|---|---|
| 1898—99 | 167 | 4.55 | 38,155 | 119 | 102 |
| 1907—08 | 218 | 5.66 | 66,232 | 85 | 192 |
| 1912—13 | 236 | 6,32 | 47,683 | 68 | 274 |
| 1917—18 | 249 | 6.56 | 1,15,818 | 56 | 349 |
| 1920—21 | 245 | 6.85 | 1,23,544 | 55 | 403 |
| 1924—25 | 275 | 8.09 | 1,48,612 | 55 | 465 |

(Report of Indian Tariff Board 1927)

3. In South India, the early development of this basic industry was begun by British interests which established the Buckingham and Carnatic Mills and the Madura Mills, the biggest spinning unit, east of Suez. The first mill in Coimbatore came into existence in 1888. By 1925, there were 9 mills in the whole of South India excluding Bombay, of which 4 were in Coimbatore. However, the opening up of the Pykara and Mettur Electric systems which supplied cheap power, the abundant growth of cotton in the districts of Coimbatore, Madurai, Ramanathapuram and Tirunelveli and the existence of a large number of handlooms depending on mill-spun yarn resulted in the rapid expansion of cotton mill industry in Madras after 1930. Even though textile mills increased their cloth



production during the First World War and in the post-war years as indicated in the previous Statement, handlooms managed to survive and co-exist with mill industry as may be seen from the following statement:-

STATEMENT IV

Production of Mill and Handloom cloth upto 1925—26

| Year | Production of cloth in million yards | |
|---|---|---|
| | Mill Production | Handloom Production |
| 1899—1900 | 419 | 880 |
| 1925—26 | 1954 | 1160 |

(Indian Tariff Board Report, 1927)

4. After 1925, however, a definite tariff policy was adopted by the Government of India which gave protection to the mill industry. The growth of Indian Textile Mills and the depression of the thirties (1930s) had an adverse effect on the fortunes of the handloom industry. While the Industrial Revolution in the United Kingdom killed hand spinning, the Industrial Revolution in India almost killed handloom weaving. The progress of the handloom industry prior to the Second World War can best be studied under three phases, namely:-

(1) Upto the beginning of the present century;

(2) from the beginning of the century upto the First World War; and

(3) period between the two world wars.

**First phase:**

4. The number of looms at the beginning of the 19th Century has been assumed to be 15,00,000 in the whole of India. On the assumption that the number of looms in Madras was 20%, there were 3,00,000 of handlooms in Madras. A census of handlooms taken in Madras in 1870 by the Board of Revenue revealed that there were 2,79,220 looms in the Province of which about 1/3rd were using mill yarn and the rest hand-spun yarn. The Statistical Atlas of 1901 of the Province of Madras records the number of looms as 1,67,806 which apparently is approximately 50% of the total looms at the beginning of the 19th Century. In 1889, the Board of Revenue had estimated the number at 3,00,009. It is, however, difficult to rely on these figures and draw any definite conclusion about the decline of the industry.

With the availability of cheap mill yarn, there was a change in the status of the weaver and in the organisation of the industry. Prior to the advent of the mill spun yarn, the weaver purchased his yarn in the local market, if it was not produced in his house. But when mill-yarn came from a distance and had to be bought, yarn dealers and financiers became necessary and as the average weaver has little credit, the industry fell more and more into the grip of middle men. Thus, the independence of most weavers disappeared and the great majority of them came to work for a mahajan either on the contract or on wage basis. The industry thus fell into the hands of middlemen who continue to dominate it till to-day. It is a matter of pride that in spite of severe competition from textile mills, the handlooms managed to survive and their survival may be attributed to the following factors :—

1. Indian women, who were deeply conservative, preferred handloom sarees to cheap, printed mill sarees.
2. Handloom dhoties and uppers were generally used for ceremonial purposes by men;
3. A large number of rural people preferred handloom fabrics to mill-cloth;
4. The demand for lungies, kailies and Madras Handkerchiefs was not affected by the availability of cheap mill-made fabrics;
5. The introduction of technical improvements owing to the initiative of the European Missionaries–Particularly the Basel Mission, of Germany–who set up small handloom factories at Mangalore, Cannanore and Calicut and the efforts of the Madras Government to popularise the fly-shuttle looms increased their efficiency and their competitive capacity;
6. For the first time, an import duty of 3½% on imports of cloth with a countervailing duty of 3½% on Indian Mill cloth was imposed in 1896. As there was then no duty, on yarn, the handloom weavers obtained something like preferential treatment.
7. The Swadeshi Movement which was started in the last decade of the 19th centuary as a political move, helped the industry to some extent. Madurai, Kanchipuram, Salem and Coimbatore were among the important centres where the industry flourished.

A significant feature of the industry was the complete disappearance of hand-spinning, the fall in the number

of handlooms from 2.8 lakhs in 1870 to 1.68 lakhs, the growing volume of imports of yarn from U.K. as shown by the increase of imports from one million (pound sterling) in 1895 to 3 million (pound sterling) in 1895, the competition from large varieties of imported piece goods such as coatings, shirtings, dhoties and sarees and a general increase in the production of yarn by Indian textile mills particularly in lower counts. Though textile mills made rapid progress, the competition between the mill sector and the handloom sector had not begun as the mills concentrated on the supply of yarn to the handlooms. At the end of the 19th century, there were 193 mills in India with 5 million spindles and 40,124 looms. (Page 7 Fact Finding Committee's Report.)

**Second phase**

5. The industry had a period of prosperity in the beginning of the present century. It met 27% of the cloth needs of the country. It could get adequate supply of yarn from the mills. The Government of Madras began to take an active interest in the progress of the industry. The introduction of fly shuttle looms in 1901-02, the starting of a weaving factory at Salem in 1906 which was the direct cause for the starting of many small factories and which popularised the fly shuttle looms, the formation of two peripatetic weaving parties to demonstrate to the weavers the advantage of improved weaving, the appointment of a Textile Expert in 1919 and the opening of a Textile Institute in 1922 to provide practical training to weavers and to demonstrate the weaving of various fabrics with the aid of improved looms and appliances, were some of the measures taken by the Madras Government to place the industry on a satisfactory footing. Between 1900-1912 10,000 fly-shuttle looms have been introduced in the Madras Province.

The out-break of the First World War showed how handlooms had to share the ups and downs of the mill industry to a considerable extent. Imports of cloth having diminished, the internal demand for cloth having increased, Indian mills consumed more and more of their yarn and left less for the handlooms. The competition between the mill sector and the handloom sector made its appearance. The figures in statement V will illustrate the position :

It will be seen that the consumption of yarn by mills during the First World War and the three succeeding years increased to nearly twice the requirements of the pre-war period. There was consequently a gradual reduction in the quantity of yarn made

STATEMENT V

Yarn Consumption by Mill & Handlooms.

| Year | Yarn consumed by the mills in the period (million lbs.) | Yarn made available to handlooms (million lbs.) | Average annual consumption in the period | |
|---|---|---|---|---|
| | | | Mill Sector (million lbs.) | Handloom Sector million lb s.) |
| 1900—01 to 1913—14 | 2347 | 3274 | 167.6 | 233.9 |
| 1914—15 to 1917—18 | 1233 | 842 | 308.2 | 210.5 |
| 1918—19 to 1920—21 | 978 | 583 | 326.0 | 194.3 |

[ Tables I, II, XVIII, XIX of the Fact Finding Committee ]

available to handlooms. The mill industry made great strides; in 1900, while the handlooms contributed 646.4 million yards of cloth and the mills 420.6 million yards, in 1920-21, the corresponding figures were 931. 2 and 1563.1 million yards. From 1910 onwards, production of mill cloth was higher than that of cloth produced on handlooms (Table XIX of Fact Finding Committee )

As regards the number of looms, the Statistical Atlas compiled in 1920 gave it as 2,42,000 while, according to the handloom census of 1921, the number was 1,69,403.

**Third phase**

6. In the years following the first World War, the handloom was able to obtain more yarn and there was a partial revival of the industry. Taking advantage of the cheap and brilliant dyes imported from Germany since 1922, several centres in Madras took to the production of elegant multi-coloured sarees. About this time, most provinces under the influence of the newly established Departments of Industries took active efforts for the wider use of the flyshuttle loom and a large proportion of weavers of all States increased the efficiency of their production. Technical improvements were also introduced in the winding and warping processes. The introduction of these improvements cheapened the production to some extent and also led to the increase of output. On account of all these influences, the total production of the handloom industry increased steadily. From the war average of 853 million yards per annum, it rose to 1084 million yards in 1922-23. (Pages 10-11 of Fact Finding Committee) This increase in production of handloom cloth was maintained in subsequent



years, even though the production of mill cloth was higher than that of handlooms as will be found from the following figures;—

STATEMENT VI

Total cloth Production (1922-1938)

| Year | Production of mill cloth [ in million yards ] | Estimated production of handloom cloth [ in million yards ] | Total cloth produced [ in million yards | Percentage of handloom cloth to the total produced |
|---|---|---|---|---|
| 1922—26 | 7,318 | 3,800 | 11,118 | 34.2 |
| 1926—30 | 8,853 | 4,683 | 13,536 | 34.6 |
| 1930—34 | 11,104 | 5,371 | 16,475 | 32.6 |
| 1934—38 | 13,360 | 5,264 | 18,624 | 28.3 |

[ Table III Fact Finding Committee ]

The remarkable progress of the mill industry was due to the protection enjoyed by it. The excise duty of 3½% on Indian Mill cloth which was levied in 1896 was removed in 1926. The import duty on foreign cloth which was 3½% in 1896 was raised to 7½% in 1917, to 11% in 1921 and 15% in 1930. In addition, a further 5% protective duty on piece goods not of British manufacture was levied. The tariff protection was extended from time to time and was finally withdrawn in 1947.

The levy of import duty on yarn which was first introduced at 5% in 1922 and was raised to 6¼% or 17.8 (1⅞) annas per lb. in 1931 was a burden on handloom as the bulk of the imported yarn was consumed by them. The import duty increased the price of the imported yarn which was already high. The mills, which were protected by the duty, charged the handlooms a higher price for the yarn than the cost price at which they supplied yarn to their weaving branch from their spinning section. These favourable factors helped the mill industry to increase its production. The following table shows the quantity of yarn consumed by mills and handlooms from 1896 to 1939.

STATEMENT VII

Proportion of yarn Consumed by Mills and Handlooms.

| Period | Million lbs. | | | Percentage of yarn consumed to total mill production | |
|---|---|---|---|---|---|
| | Mill production of yarn | Consumption of yarn by mills | Consumption of yarn by handlooms | By mills | By handlooms. |
| 1896—1913—14 | 10,432 | 2,680 | 4,115 | 25.7 | 39.5 |
| 1914—18 | 2,716 | 1,233 | 842 | 45.4 | 31.0 |
| 1918—1939 | 17,776 | 10,655 | 6,023 | 59.9 | 33.9 |

[ Tables I, II, XIX and Appendix XVI and XVII ]

The competition between the two sectors of the textile industry became more and more acute as both the sectors used counts of all ranges as shown by the following statement.

| Count Group | Percentage of yarn consumed by | |
|---|---|---|
| | Mills | Handlooms |
| Is to 10s | 8.1 | 20.0 |
| 1Is to 20s | 49.6 | 34.4 |
| 2Is to 30s | 25.7 | 19.6 |
| 31s to 40s | 11.6 | 14.2 |
| Above 40s | 5.0 | 11.8 |

[Table LIV Fact Finding Committee]

The conclusion of the Tariff Board of 1936 was that the Indian Mill Section of the Industry has been placed in a better position against the handloom industry which is definitely handicapped by a tariff on yarn particularly those required for the production of cloth of finer counts. The handlooms were finally beaten, not only beaten but probably severely crippled for the time being (pages 10-14 of the Fact Finding Committee's Report)

7. The Swadeshi Movement started by the Indian National Congress soon after the First World War helped the mills to produce fine sarees and dhoties at the expense of handlooms. Boycott of foreign goods and the use of Indian goods was the main objective of the movement. As handlooms were using imported fine counts yarn for the production of dhoties and sarees, consumers boycotted these goods under the impression that they were not real swadeshi goods. By 1930, Indian Mills put on the market fine dhoties and sarees produced out of yarn spun in India. This affected the handloom industry in Madras particularly since the production of fine dhoties and sarees was comparatively higher than in other States as revealed by the following statement regarding consumption of cotton yarn by handloom :—

STATEMENT VIII

Count group-wise Consumption of cotton yarn by Handlooms.

[ Million lbs. ]

| Counts | All India | | Madras | |
|---|---|---|---|---|
| | Consumption | Percentage | Consumption [lbs] | Percentage |
| 1s to 10s | 71.71 | 19.95 | 6.13 | 7.44 |
| 11s to 20s | 123.62 | 34.43 | 28.86 | 35.15 |
| 21s to 30s | 70.48 | 19.62 | 13.99 | 17.04 |
| 31s to 40s | 50.93 | 14.16 | 17.58 | 21.41 |
| Above 40s | 42.57 | 11.84 | 15.57 | 18.96 |

[ Table LI of F. F. Committee ]

While the all-India average for looms using yarn of above 40s is 11.84 per cent, the figure for Madras is 18.96 per cent. Thus the relation between the handlooms and the mills, which was complementary till then, became competitive. In addition to the encroachment of mills into the field of handlooms, the import of cheap artificial silk goods from Japan did serious injury to the handloom industry. The change in taste among the people towards simplicity and plainness of attire acted as a favourable factor for mills, because of the advocacy of the Swadeshi movement. The depression in 1930 which reduced the purchasing power of the people was another unfavourable factor for handlooms as the consumers began to prefer the cheaper mill cloth. While in other States the powerlooms became a powerful rival to handlooms, the development of powerloom industry in Madras was not appreciable.

8. During this period, the Government of Madras took some steps to rehabilitate the industry. They are:

1. It called for a Conference in 1928 which discussed the varied problems of the handloom weavers.
2. The co-operative Department was asked to pay special attention to the development of weavers' Societies to provide facilities for the supply of cheap yarn and to arrange for marketing the finished products.
3. A special officer was appointed and he made a detailed survey of the cottage industries including the hand-weaving industry and submitted a report in 1929. But these measures did not help the handloom weavers much in counter-acting the forces working against them after 1930 on an all-India level.

In 1931, the number of looms was 3,34,407 according to the Madras Census Report and 2,25,000 according to the Tariff Board Estimate. In 1941 it was 3,40,451.

(Table VI F. F. Committee)

9. While Madras and other provincial Governments were trying to help the industry, it had not attracted the attention of the Government of India to any great extent. As there was distress among weavers all over India, the problem came to the notice of the Government of India. The subject was discussed at the Industries Conference in 1933 when the Goverment of Madras made a proposal for the levy of a cess on Indian Mill yarn with a countervailing duty on imported and Indian cloth, the proceeds of which were to be applied to providing a proper organisation for the handloom industry mainly through the co-operative agency. The Government of India recognising that the handloom industry was hit by the import duty of yarn decided to sanction a grant to the handloom industry equivalent to the proceeds of an import duty of ¼ anna per pound on imported yarns upto 50s. This grant which amounted to Rs. 5 lakhs annually was distributed among the provinces for approved schemes. In Madras, the subsidy was utilised to start the Madras Handloom Weavers' Provincial Co-operative Society, which began to function in 1935. Its main object was to arrange for the supply of yarn and market the finished goods. Measures were also taken to start primary weavers co-operative Societies in large numbers. But their performance upto the Second World War was far from satisfactory. "Besides the indifference, ignorance and want of character of weavers, the difficulty of selling the finished goods and the vested interest of master weavers contributed to the slow progress of co-operative activities among the weavers. The wide fluctuation in the price of yarn also added to the difficulty in securing the steady loyalty of the members in regard to the joint purchase of yarn. These societies had a chequerd career. There had been deaths and new births from time to time. At the beginning of the Second World War, there were 174 weavers co-operative societies with a total working capital of Rs. 3.39 lakhs. In additon, there were 64 credit societies in which more than 60% of members were weavers." (Report of the Co-operative Committee, 1940)

10. It was the view of the Government of Madras that there should be delimitation of production by mills so that competition with handlooms could be avoided. The question of safeguarding the handloom industry without detriment to the interest of mills was referred by the Government of India to a 3-Member Fact Finding Committee appointed in January, 1941. The terms of reference of the Committee were to make (1) a survey of the extent of the handloom industry (2) to report on the marketing organisation both for the purchase of yarn by the handloom weavers and for the sale of handloom products (3) to compare the nature of the products of the handloom industry with the corresponding mill products and to find the nature of competition between the two (4) to investigate the kinds of yarn used in the handloom industry and types of production for which different kinds of yarn are used and (5) to investigate how far an enactment prohibiting the mills from using yarn of low counts would help the handloom industry in maintaining its production.

11. The committee submitted its report in February, 1942. This is the first authoritative report containing comprehensive information about the various aspects of the handloom industry. The committee was of the opinion that some sort of reservation should be made for the handloom weavers and that such restriction must be based on mutual agreement between the mills and handlooms and that such agreement would be possible "if the mills agree not to weave any goods of plain weave with a width of 25" to 50" and a length of 1½ yards to 9½ yards per piece divided by headings across the width at a lengthwise distance of less than 9½ yards and with borders, the grounds of such articles not being distinguished with any stripes or checks woven, developed by different counts of yarn or by bleached, Coloured or printed yarn."



The most important recommendation of the committee was that an All India Handloom Board should be established whose main function should be research, supply of raw materials and marketting. The Board was not formed till 1945.

12. The position of the Industry in Madras at the beginning of the Second World War as stated by the Fact Finding Committee may be briefly stated as follows:

(a) the total number of handlooms in the whole of India was 21,93,262 of which 3,40,451 were in Madras (Table VI). Eightyone percent of these looms were fly-shuttle ones, and the percentage of cotton looms was 82 (Tables VIII and IX). While the total production of handloom cotton cloth in the country was 1617.4 million yards, the production in Madras amounted to 446.3 million or 27.6 per cent (Table XXII). The average production per loom per mensem works out to 61.5 yards for all India and 109 yards for Madras. The value of handloom cloth produced was as follows: (Table XXIV page 61)

STATEMENT IX

Value of Handloom cloth produced in India and Madras.

| Name of fabric | All India [Lakhs of Rs.] | Madras. [Lakhs of Rs.] |
|---|---|---|
| Cotton | 4710 | 1411.1 |
| Silk | 1476 | 139.6 |
| Artificial silk | 416 | 54.8 |
| Wool | 349 | 1.1 |
| Mixtures | 328 | 136.2 |
| Total | 7279 | 1742.8 or 1743 |

(b) The classification of weavers in Madras was as follows:—(Table XXVI)

| | |
|---|---|
| Independent weavers | 28% |
| Weavers working under master weavers | 60% |
| Members of co-operatives | 4% |
| Weavers working in factories | 8% |
| | 100 |

(c) The average monthly income under wages was as follows:—(Table XXX)

STATEMENT X

Monthly income of weavers according to F. F. Committe.

| Independent Weaver | Working under a master weaver | Working in factories | Member of co-operative Societies |
|---|---|---|---|
| Rs. 7.50 to Rs. 20.00 | Rs. 6.50 to Rs. 15.00 | Rs. 5.00 to Rs. 12.00 | Rs. 7.75 to Rs. 20.00 |

(d) The principal varieties of handloom fabrics produced were:—(Table LV)

| | | | |
|---|---|---|---|
| Sarees | 180.88 million yards | 44.4 | Per cent |
| Dhoties | 99.59 ,, | 24.5 | ,, |
| Lungies | 60.40 ,, | 16.3 | ,, |

(e) There is no standardization in the products of the handloom industry in general and this is true of Madras also.

13. At this juncture, it would be useful to refer to the previous surveys made of the handloom industry in Madras State. As indicated earlier, the Goverment of India took no active interest in the handloom weaver till 1934. Owing to the severe trade depression in 1929-30, the average earning of a weaver was reduced appreciably. Unemployment of weavers was quite common. As a result of the decision of the Industries Conference held in July 1933, the Central Goverment came forward to give grants to State Governments to organise the Industry on co-operative lines. This grant did not go far enough to help the industry. The main difficulty was the competition of the mill industry which produced varieties of cloth forming the bulk of the output of the handloom industry. The Industries Conference held in December, 1939 discussed the conflicting interests of the mill and handloom industries and a conference of the

representatives of the mill and handloom industries and of Provincial Governments was held in December 1940. The discussion at the Conference showed that there was a lack of reliable data on the handloom industry and exact nature of competition between it and the mills. It was, therefore decided to appoint a Fact Finding Committe to investigate the problems of handloom industry and the possibilities of demarcating a special field for handloom. The Central Government accepted the recommendations of the Conference and appointed a 3-Member Fact Finding Committee in 1941. The report of this Committee to which a reference has been made earlier is the first authoritative document containing valuable and comprehensive information of the various aspects of the industry. The All India Handloom Board was constituted in accordance with the recommendations of the Fact Finding committee.

**Surveys of the Director of Statistics and Madras University**

14. The All India Handloom Board was set up in October, 1952 to advise the Government on problems of the handloom industry and to examine schemes for the improvement and development of the industry and to make recommendations for assistance from the Handloom Fund. A cess on mill cloth was levied to create a fund to help khadi and the handloom industries. The extent of assistance out of the Fund was directly dependent on the number of looms in each State. With a view to secure information on the number of looms in Madras State and to collect other statistical data relating to the handloom industry, the All India Handloom Board sent 41 questions to the Government of Madras and requested that particulars might be collected for these questions. The Government authorised the Director of Statistics to collect the data. The Madras University was at the same time requested to furnish information on the following aspects

(1) Structure and organisation;

(2) Employment; and

(3) Economic conditions.

It placed a sum of Rs. 1,18,064 and Rs. 65,000 at the disposal of the Madras Government and the Madras University respectively to meet the cost of the survey. The reports of the Director of Statistics and of the Madras Uuiversity are based on the information collected from a sample survey conducted in the State. The data collected by them will be referred to in the course of the discussion in this Report.

15. Census has always taken interest in the handloom weaving in an indirect manner. In all the



Census Reports, statistics regarding WEAVERS were collected. In 1921, however, a separate Census of handlooms was also taken. In the Census Report 1911, Mr. Alfred Chatterton has observed as follows:—

> "The present Census is the fifth that has been taken and if the classification of the returns had been uniform throughout, it would have been possible to state definitely whether the number of weavers was increasing or decreasing, but unfortunately there have been many changes in the methods of grouping trades or branches of a trade at each Census and it is difficult to arrive at any certain conclusion. The following tabular statement has been compiled to show what comparable returns are available since 1871 regarding those employed in the more important branches of the cotton trade."

[Page 208 Census of India–Vol. XII Madras Part I

STATEMENT XI

Spinners and weavers as returned in the Census reports (1871 to 1911)

| | | 1871 | 1881 | 1891 | 1901 | 1911 |
|---|---|---|---|---|---|---|
| Cotton ginning, cleaning and pressing | Mill | ... | ... | ... | 1961 | 1824 |
| | Hand | 24,714 | ... | 15,041 | 10,682 | 18,243 |
| | Total | 24,714 | ... | 15,041 | 12,643 | 20,067 |
| Cotton manufacturers (Cotton spinning and weaving) | | ... | 188157 | ... | ... | ... |
| Spinners | Mill | ... | ... | ... | 6851 | ... |
| | Hand | ... | ... | 7306 | 6414 | 16,615 |
| | Total | ... | ... | 7306 | 13,265 | 16,615 |
| Weavers | Hand | 37,6561 | 19,6610 | 3,65,112 | 3,83,132 | 3,68,509 |

The Handloom weavers have been classified under the following categories in the several Census Reports:

1871 Report not available

1881 Cotton and Flax weaving (As there is no flax weaving in Madras. the figure relates to cotton weavers)

1891 1. Cotton weavers, mill owners and managers.
2. Cotton factory hands.

1901 Cotton weavers; Hand industry.

1911 Cotton spinning, sizing and weaving

1921 Cotton weaving

1931 Cotton spinning, sizing and weaving as in 1911.

1941 Figures not published.

1951 Cotton spinning, sizing and weaving,



It was only in 1881, and 1921 that cotton weavers are separately shown without being clubbed with others and the figures for these two years are 3,84,761 and 3,04,000. The following statement regarding the number of looms and number of weavers for 1901 and 1921 will show that there is no relationship between the number of weavers and the number of looms.

STATEMENT XII

No. of Handweavers and Handlooms according to Census Reports in 1900–1 and 1921.

| District | 1921 | | 1900-01 | |
|---|---|---|---|---|
| | Number of handlooms as per handloom Census | Number of weavers as per decennial Census | Number of looms as per Statistical Atlas | Number of weavers as per Census. |
| 1. Madras | 1527 | 4744 | ... | 3224 |
| 2. Chingleput | 10600 | 5593 | 11225 | 13664 |
| 3. North Arcot | 12743 | 9478 | 9751 | 25668 |
| 4. South Arcot | 4646 | 5169 | 6964 | 15615 |
| 5. Salem | 10841 | 6916 | 16341 | 33233 |
| 6. Coimbatore | 7714 | 8588 | 15040 | 22781 |
| 7. Madurai | 6493 | 2936 | 7551 | 23819 |
| 8. Tiruchirapalli | 5998 | 2686 | 4515 | 10754 |
| 9. Tanjavur | 6299 | 7348 | 9598 | 12425 |
| 10. Ramanathapuram | 4989 | 11375 | ... | ... |
| 11. Tirunelveli | 11394 | 8054 | 10196 | 23194 |
| 12. Kanyakumari | ... | ... | ... | ... |

16. It was for this reason that the registration of handlooms was made obligatory under the Cotton Textiles (Production by Handloom) Control Order, 1956, so that statistics of handlooms can be had. Under this order, 5,08,372 handlooms had been registered upto 1-4-61 in Madras. With reference to



this figure, it has been estimated that there were 5,89,925 looms. But the actual number of looms will vary according to seasonal conditions. In most weavers houses, spare parts of looms are available with which they can easily fit up one or more looms. Dismantling of looms is not also difficult. A survey of the handlooms was conducted in 1951 along with the village industries census. It was found that the number of active looms was much less than was registered under what was estimated to be the correct number by the Director of Industries. These figures were not actully published in the Census Reports. It may, however be seen that the number of active looms will always be less than the number of registered looms. Also, the number of registered looms will vary according to the control exercised over the handloom industry and the benefits accruing to the industry by such control. An idea of what a loom is will illustrate the point. Of the estimated 5.9 lakhs of looms in the State, 5.47 lakhs are pit looms, which are made of country wood. PILLAMARUTHU is used for all parts of the loom except the SLAY which is made of Venteak. The present cost of a loom will not exceed Rs. 100. Timber is generally available locally and any carpenter can manufacture the loom parts. The space required to work a loom is as follows :—

| | |
|---|---|
| Height | 3 to 3½ yards |
| Width | 84" |
| Length | 2½ to 3 yards |

17. We have again tried to find out whether there is any correlation between the number of looms and the agricultural activity in the State. From the Statement enclosed, it will be seen that in the districts of Madurai, Tiruchirapalli, Tirunelveli, the total production of handloom cloth in the months when there are agricultural operations is slightly less than the average production. These figures, however, indicate that though weaving may be temporarily suspended when agricultural operations are in full swing, the looms are not discarded or dismantled. In actual practice the handloom is a second occupation to the less prosperous agriculturists of Madras State.

STATEMENT XIII

## PRODUCTION OF HANDLOOM CLOTH IN THE CO OPERATIVE SECTOR IN 1960-61

| District | Total production in 1960-61 | Average per month to the nearest hundred | Sowing and harvest months | Actual production in the months specified in column. 4. | Average production in the months in column 4 (col. 3 x No. of months in col. 4) |
|---|---|---|---|---|---|
| (1) | (2) | (3) | (4) | (5) | (6) |
| | Rs. | Rs. | | Rs. | |
| 1. Chingleput | 29,50,500 | 2,45,900 | September October January February March | 12,41,637 | 12,29,500 |
| 2. North Arcot | 30,47,500 | 2,54,000 | July, November December January February | 13,34,472 | 12 70,000 |
| 3. South Arcot | 21,36,600 | 1,78,100 | October, Novem. Jan. Feb. March. | 9,15,968 | 8,90,500 |
| 4. Salem | 2,53,47,700 | 21,12,300 | Oct. Nov. Dec. Jan. Feb. | 1,07,82,265 | 1,05,61,500 |
| 5. Coimbatore | 1,25,65,100 | 10,47,100 | Oct. Nov. Jan. Feb. | 48,33,173 | 41,88,400 |
| 6. Madurai | 97,59,300 | 8,13 300 | Oct. Nov. Feb. March. | 31,78,098 | 32,53,200 |
| 7. Tiruchirapalli | 43,13,900 | 3,59,500 | Sep. Oct. Nov. Jan. Feb. | 17,48 699 | 17.97,500 |
| 8. Tanjavur | 9,74,500 | 81,200 | Aug. Sep. Oct. Feb. March. | 4,11,382 | 4,06,000 |
| 9. Ramanathapuram | 1,23,99,300 | 10,33,300 | Oct. Nov. Jan. Feb. March. | 52,83,314 | 51,66,500 |
| 10. Tirunelveli | 1,41,99,800 | 11,83,300 | Nov. Dec. March. | 34,36,073 | 35,49,900 |
| 11. Kanyakumari | 64,53,100 | 5,37,800 | Feb. April. Aug. Sept. October | 27,72,088 | 26,89,000 |

[Figures in columns 2 & 5 furnished by the Registrar of Co-operative Societies Madras.]

CHAPTER III

# CONTROLS

The period 1939-52 is one of prosperity for the Handloom Industry. But this prosperity has been somewhat artificial in that it was caused by the uncertain conditions created by World War II and did not in any sense lead to the firmer establishment of the Industry in the State. Actually, after enjoying a period of prosperity, it faced the worst crisis in 1952 and the situation had to be met by the Government of India by adopting special measures. At no time, during this period of prosperity, an effort was made by the persons engaged in the Industry to stabilise it on more scientific lines.

In 1939, just before the out-break of War, the Cotton Textile Mills in India supplied more than 60% of the country's requirements in cotton manufacture. This aspect is illustrated in Statement XIV.

As the population (Average), then, was 389.9 millions, the per capita consumption of mill cloth for the whole of India was 10.6 yards out of which imported mill cloth supplied 1.7 yards. By the end of 1941 imports of mill cloth ceased. In addition India was called upon to supply the textile requirements of the civilian population of all the countries in the Near and Middle East, South and West Africa, Ceylon and Australia whose normal sources of supply, viz., United Kingdom and Japan had been cut off. She was also required to supply the requirements of the defence forces in Egypt, in the Near and Middle East, in India and Australia. Statement XV showing the imports, exports and the off take of the Military will make the position clear.

STATEMENT XIV

Cloth available for internal consumption

| Year | Net Imports of mill cloth (million yards) | Retained mill Production (i. e. Total production in cotton textile mills less exports (Million yards) | Handloom Production (Million yards) | Percentage of Indian mill goods to total cloth available | Percentage of imported cloth to total cloth available |
|---|---|---|---|---|---|
| 1936—37 | 753.0 | 3220.1 | 1265.2 | 61.5 | 14.4 |
| 1937—38 | 579.0 | 3420.5 | 1293.2 | 64.6 | 10.9 |
| 1938—39 | 631.0 | 3738.3 | 1703.2 | 61.6 | 10.4 |
| **Average for the 3 years** | **654.3** | **3459.6** | **1420.2** | **62.6** | **11.9** |

(Report of F.F. Committee - Appendix XXI)

STATEMENT XV

Quantity of mill cloth imported, exported and supplied to armed forces

(In million yards)

| Year | Net imports of cloth | Exports of cloth | Military off-take |
|---|---|---|---|
| 1939-40 | 498 | 350 | 93 |
| 1940-41 | 343 | 556 | 251 |
| 1941-42 | 108 | 804 | 492 |
| 1942-43 | — | 845 | 789 |
| 1943-44 | 4 | 514 | 652 |
| 1944-45 | 6 | 468 | 745 |
| 1945-46 | 2 | 471 | 575 |

(PP 1339-1340-Textile Enquiry Committee Report, 1954)

These factors resulted in a shrinkage of mill cloth available for civilian use resulting in a rapid expansion of demand for handloom cloth for internal use. It was a boom period for the handloom industry. There was a rush for the limited supplies of yarn available and a scheme of rationing of yarn and licensing of yarn dealers had to be introduced. The wages for the production of handloom cloth rose to such heights that the State Government was compelled in 1947 to fix maximum weaving wages for all popular varieties of handloom cloth so as to keep prices of handloom cloth at reasonable level. Statement XVI shows the trend in weaving wages per yard of handloom cloth at a few centres in the State.

STATEMENT XVI

Prevailing weaving wages for handloom cloth (1940-46)

| Name of Centre | Variety | 1940 Rs. A. P. | 1941 Rs. A. P. | 1942 Rs. A. P. | 1943 Rs. A. P. | 1944 Rs. A. P. | 1945 Rs. A. P. | 1946 Rs. A. P. |
|---|---|---|---|---|---|---|---|---|
| Salem | 40s Saree 45" | 0 1 3 | 0 1 3 | 0 2 0 | 0 5 0 | 0 5 0 | 0 10 0 | 0 15 0 |
| Thiruchengode | 30s Shirting 45" | 0 1 11 | 0 2 9 | 0 3 4 | 0 5 0 | 0 5 4 | 0 9 8 | 0 12 10 |
| Madurai | 80s × 60s Sarees 48" | 0 2 6 | 0 3 3 | 0 2 11 | 0 4 6 | 0 9 6 | 0 11 11 | 1 7 7 |
| Aruppukottai | 20s Sarees 43" | 0 2 9 | 0 2 9 | 0 3 0 | 0 5 3 | 0 5 9 | 0 8 6 | 0 9 0 |
| Kurinjipadi | 40s Dhoties 50" | 0 2 9 | 0 3 3 | 0 3 9 | 0 4 0 | 0 10 0 | 0 12 0 | 0 14 0 |

[ From records of the Period of Controls ]

In view of the shortage of cloth in the country, the prices of cloth began to shoot up. The following figures of the Economic Adviser's index number for wholesale prices of cotton manufactures show the upward trend in prices of cotton fabrics.

| | |
|---|---|
| Base (August, 1939) | 100 |
| August, 1940 | 113 |
| August, 1941 | 192 |
| July, 1942 | 242 |
| October, 1942 | 300 |
| November, 1942 | 339 |
| December, 1942 | 414 |
| February, 1943 | 427 |
| April, 1943 | 469 |
| June, 1943 | 513 |

In order to arrest the increasing prices of cotton fabrics, the Central Government issued the Cotton Cloth and Yarn (Control) Order on 17th June 1943 with a view to bring hoarded cloth and yarn to the market, to increase production and, if necessary, to fix ceiling prices on cotton manufactures. Control prices were fixed for all varieties of mill cloth and yarn for the first time in December 1943 and the prices stamped on the product. Statement XVII of wholesale prices of three popular counts of yarn from 1939 to 1945 will show the rising trend in prices of yarn and how they were brought down as a result of control measures.

STATEMENT XVII

Wholesale prices of yarn upto 1945

PER BUNDLE OF 10 Lbs

| YEAR | 20s Rs. | 20s A. | 20s P. | 40s Rs. | 40s A. | 40s P. | 60s Rs. | 60s A. | 60s P. |
|---|---|---|---|---|---|---|---|---|---|
| 1939 | 6 | 0 | 0 | 6 | 12 | 0 | 10 | 2 | 6 |
| 1940 | 5 | 0 | 3 | 6 | 2 | 3 | 10 | 4 | 6 |
| 1941 | 6 | 1 | 3 | 10 | 14 | 0 | 17 | 3 | 0 |
| 1942 | 10 | 9 | 3 | 15 | 4 | 6 | 26 | 7 | 6 |
| 1943 | 20 | 5 | 3 | 29 | 4 | 6 | 50 | 14 | 0 |
| 1944 | 14 | 5 | 6 | 21 | 4 | 6 | 50 | 14 | 0 |
| 1945 | 11 | 11 | 0 | 18 | 1 | 0 | 38 | 1 | 0 |

(P. 107—Report on Survey of Handloom Industry by the Madras University)

Consequent to the entry of Japan into the Second World War "India became the arsenal for the Eastern and Middle East Theatres of war which resulted in soaring price levels, frequent shortages of foodstuffs and cloth, resulting partly from bottlenecks in transport and partly from the emergence of profiteering, speculation, overbuying, etc." The food situation gave cause for much concern and greater and greater emphasis came to be laid on the reduction of acreage under commercial crops. Prices of cotton showed an upward



trend, compelling Government to fix ceiling prices for cotton too, which was the basic raw material for cloth and yarn. Government had also to step in to regulate the distribution of cotton from the producing centres to the manufacturing centres and the supply of fuel to the industry and to control the prices and supply of essential mill stores.

The objective of the various control measures during the years of the War and thereafter may be briefly stated to be

(i) a substantial reduction in the prices of cloth and yarn,

(ii) making cloth of good quality available to the consuming public at reasonable prices and,

(iii) stepping up the production of cloth and yarn within a reasonable period of time.

The period of controls over textiles extended over a decade with a short break in the first half of 1948. Towards the close of 1947 and early in 1948, the policy of Government was to relax all controls gradually. Food controls were relaxed first and following the decontrol on food stuffs the Government decided to relax controls on cotton cloth and yarn. The relaxation of control on cotton textiles in January 1948, was followed by a rising trend in the prices of cloth and yarn compelling Government to reintroduce controls over production, distribution and prices of cloth and yarn. The following statement regarding the trend in wholesale prices of yarn from 1945-48 end will explain the position.

STATEMENT XVIII

Wholesale prices of yarn upto 1948

PER BUNDLE OF 10 LBS.

| YEAR | 20s Rs. | 20s A. | 20s P. | 40s Rs. | 40s A. | 40s P. | 60s Rs. | 60s A. | 60s P. |
|---|---|---|---|---|---|---|---|---|---|
| 1945 | 11 | 11 | 0 | 18 | 1 | 0 | 38 | 1 | 0 |
| 1946 | 11 | 12 | 0 | 17 | 11 | 6 | 36 | 12 | 9 |
| 1947 | 12 | 1 | 3 | 18 | 0 | 0 | 36 | 10 | 9 |
| 1948 | 20 | 11 | 0 | 34 | 5 | 9 | 60 | 11 | 0 |

(P. 107—Report on Survey of Handloom Industry by Madras University)

The prices of yarn shot up immediately on decontrol. The decision regarding re-control was announced by the Government of India in their resolution dated 31st July, 1948 and the Cotton Textiles (Control) Order, 1948 was issued on 2nd August 1948 in cancellation of an earlier Order of the same name issued on 19th February, 1948. This order continues to be in force even at present. The essential features relating to recontrol on cotton yarn were,

1. Fixation of fair price-exmill;
2. Stamping of prices;
3. Distribution of quotas to Provinces;
4. Internal distribution by the State Governments.

In view of the improved supply position of cloth and yarn by the end of 1952, control over prices and distribution of mill cloth and yarn was removed in July 1953.

The yarn prices (wholesale rates) during the second control period were as follows:—

STATEMENT XIX

Wholesale prices of yarn during the Second Control period

PER BUNDLE OF 10 LBS.

| YEAR | 20s Rs. | 20s A. | 20s P. | 40s Rs. | 40s A. | 40s P. | 60s Rs. | 60s A. | 60s P. |
|---|---|---|---|---|---|---|---|---|---|
| 1949 | 17 | 5 | 9 | 25 | 1 | 0 | 43 | 14 | 0 |
| 1950 | | ... | | 26 | 0 | 9 | 42 | 14 | 6 |
| 1951 | | ... | | 26 | 0 | 0 | 66 | 10 | 6 |
| 1952 | 19 | 1 | 0 | 28 | 10 | 0 | 55 | 12 | 6 |
| 1953 | 17 | 1 | 6 | 27 | 2 | 3 | 43 | 10 | 0 |

(Report on Survey of Handloom Industry by Madras University p. 107)

Under the Cotton Textiles (Control) Order, 1948 which continues to be in force, the Textile Commissioner of the Government of India has powers to specify the maximum price, ex-factory wholesale and retail price at which cloth or yarn may be sold. The order also provides that no manufacturer or dealer shall sell any cloth or yarn within India at a price higher than the maximum price specified by Textile Commissioner. However, "since the abolition of control on prices of cloth and yarn in 1953 the Textile Commissioner has not been specifying maximum prices, either wholesale or retail, for the sale of cloth or yarn. Also, since the discontinuance of control on distribution of cloth and

yarn the Textile Commissioner has not been issuing to manufacturers, general directives as to the mode of sale or disposal of cloth or yarn. The current position is that manufacturers and dealers can sell cloth or yarn to buyers of their choice". Notwithstanding the fact that control on prices and distribution on cloth and yarn had been discontinued, certain regulations on delivery of cloth and yarn and possession of stocks of cloth and yarn by manufacturers and dealers have been and are being enforced.

### 3. Appointment of Yarn Commissioner in Madras

The handloom Industry in Madras passed through a trying period in the years 1940-42. Yarn prices fluctuated violently and there was scarcity of dyes which resulted in distress among the weavers. The Madras Government appointed a Yarn Commissioner in 1942 and sanctioned the establishment of collective weaving centres to relieve the distress. The function of the Yarn Commissioner was to supervise two new schemes, viz., supply of yarn to handloom weavers and the production of textile materials for war purposes against contracts placed by the Department of Supply. When the Government of India passed the Cotton Cloth and Yarn (Control) Order in 1943, his designation was changed as Provincial Textile Commissioner and he was in overall charge of all schemes of control over cloth, yarn, dyes and chemicals, artificial silk yarn, khadi and silk.

The measures taken in Madras State during the War and thereafter can best be studied under the following heads, since all the schemes had a direct bearing on the fortunes of Handloom Industry.

1. Starting of Collective Weaving Centres ;
2. Yarn distribution scheme ;
3. Cloth distribution scheme and regulation of export of handloom cloth ;
4. Control of prices of handloom cloth ;
5. Other measures.

### 4. (1) Collectives Weaving Centres

These centres were Government organisations started primarily to expedite the orders for war textiles received from the Supply Department and to relieve distres among weavers. "It was considered that such centres might prove to be the most promising kind of probation units for large and sound weavers co-operative societies." Weaving centres were started in Salem, Aruppukottai (Ramanathapuram District), Sankarankoil and Kadayanallur (Tirunelveli District) and Thirunagesvaram (Tanjore district). They took up the production of war fabrics in the first instance but were later on permitted to produce handloom cloth and handloom standard cloth for civilian use.

### 4. (2) Yarn Distribution Schemes

With a view to control the distribution of yarn, the Madras Yarn (Dealers') Control Order was passed in 1942. This was superseded by a second order of the same name in 1943. This control order provided that every yarn dealer should have a licence for stocking and disposal of yarn. The order empowered the Yarn Commissioner to fix the maximum stock which might be held by a licensed dealer to prevent hoarding. The Government also passed "The Madras Yarn (Spinning Mills) Returns of Production and Stocks and Sales Order" in 1943, requiring every mill in the State to submit to the Yarn Commissoner a correct and complete monthly return of its production, distribution and closing stocks of yarn. The Yarn Commissioner was also clothed with powers to requisition and acquire stocks of yarn under the Defence of India Rules.

The Textile mills in Madras had a production of 38,000 bales to 39,000 bales (1 bale = 400 lbs.) of yarn every month (excluding the quantity consumed by weaving scetions of the composite mills). As this quantity was in excess of the requirments of handlooms in this State, a portion was exported to the other States before the war. A permit became necessary for such supply after the introduction of controls. The supply was first made on an adhoc basis. From 1st April 1945, the export obligation of Madras was fixed at about 15,000 bales of yarn per mensem leaving 24,000 bales for internal consumption. Subsequently, as a result of representation made by other States, the quota of this Province was fixed as 26.05 per cent of all India availability.

In order to ensure supplies of yarn from textile mills to handlooms regularly month after month, a scheme of distribution of yarn was put into operation from August 1944. A census of looms taken in 1945 showed that there were 4,96,000 looms in



Madras Province. The yarn was strictly rationed in accordance with the formula as given below :

STATEMENT XX

Formula for yarn ration (1945–46)

| COUNTS | RATION |
|---|---|
| Upto 8½s, 2/10s 2/12 | 40 lbs. per loom per month |
| and 2/20s | ,, |
| Above 8½s to 19s | 30 ,, |
| 20s to 26s | 17 ,, |
| 28s to 32s | 14 ,, |
| 40s, 44s | 10 ,, |
| 60s | 7 ,, |
| 80s | 9 ,, |
| 100s | 5 ,, |

As the number of looms in 1947 went upto nearly 6½ lakhs, the yarn ration was revised as follows :—

STATEMENT XXI

Formula for yarn ration in 1947

| COUNTS | RATION |
|---|---|
| Upto 10s | 30 lbs. per loom per month |
| 11s to 18s | 20 lb. ,, |
| 19s to 26s | 13 lbs. ,, |
| 28s to 32s | 10 lbs. ,, |
| 36s to 40s | 8 lbs. ,, |
| 60s | 6 lbs. ,, |
| 80s and 100s | 5 lbs. ,, |

[ From records relating to period of controls ]

With a view to encourage weavers to join Weavers Co-operative Societies, an extra ration of 20% was allowed to members of Co-operative Societies from December 1946.

Under the yarn distribution scheme which was introduced in August 1944 and known as the "District Quota Scheme", the quota of each district was fixed with reference to number of looms in the District and the above yarn ration. Suitable arrangements were made to ensure the distribution of yarn from mills to consumers through wholesale and retail dealers. Yarn ration cards which were issued to each loom were linked to specified retail dealers and every loom was entitled to the supply of yarn according to the ration formula specified above. Consumers of yarn who produced handloom cloth were divided into five categories namely independent weavers, dependent weavers, cooly weavers, master weavers and handloom factories. Ration cards were issued only to those looms which were active prior to 1st October 1944, so as to conform to provisions of Clause 18–C of the Cotton Cloth and Yarn (Control) Order, 1943. The scheme was in operation till the abolition of controls in January 1948.

On the re-imposition of controls over the price and distribution of yarn in July 1948, the Textile Commissioner, Bombay made running releases on the mills for the supply of certain number of bales per month to the Madras State. The yarn allotted to this State was allocated among the districts on the basis of data available from the last control. The total allotment of yarn made to this State was 17,800 bales which was found to be utterly inadequate. A fresh Census of looms was taken and ration cards were issued to all active looms on the basis of which yarn was supplied by the retail dealers. During the period of scarcity of yarn some weavers found it profitable to sell the yarn itself because the black market rate for yarn was twice or thrice the notified rate. Another reason was that the supplies of

STATEMENT XXII

Quantity of yarn required per warp.

| Name of weaving Centre | Variety of handloom cloth | Local warp length | Yarn required per warp in lbs. | Yarn ration per loom (in lbs.) in 1945 & 1946 | Yarn ration per loom (in lbs.) in 1947 |
|---|---|---|---|---|---|
| Salem | 20s Dhoties | 92 yards | 16. 0 | 17 | 13 |
| Salem | 40s ,, | 92 yards | 10. 0 | 10 | 8 |
| Salem | 60s ,, | 42 yards | 3. 3 | 7 | 6 |
| Salem | 80s ,, | 42 yards | 2. 5 | 6 | 5 |
| Taramangalam | 60s Sarees | 42 yards | 2. 8 | 7 | 6 |
| Madurai | 80s ,, | 46 yards | 3. 0 | 6 | 5 |
| Coimbatore | 100s ,, | 50 yards | 3.75 | 5 | 5 |
| Trichy (Woriyur) | 100s ,, | 78 yards | 1.33 | 5 | 5 |
| Melapalayam | 40s Dhoties | 124 yards | 10. 7 | 10 | 8 |
| Srivilliputtur | 40s ,, | 105 yards | 8. 3 | 10 | 8 |
| Srivilliputtur | 20s ,, | 105 yards | 14. 5 | 17 | 13 |
| Thattaiangarpet | 100s ,, | 25½ yards | 1. 5 | 5 | 5 |
| Mayuram (Kornad) | 100s ,, | 66 yards | 3.52 | 5 | 5 |

yarn made were not enough to produce one warp length of cloth in medium and lower counts. For example in Salem in the case of 20s dhoties where the warp lenghth was 92 yards the quantity of yarn required for warp alone was 16 lbs. whereas under the ration formula a loom producing 20s fabrics was entitled to only 17 lbs. which was reduced from 1947 to 13 lbs. The statement XXII shows the warp lengths and the quantity of yarn required for a warp in a few selected centres.

Weavers having a single loom in lower counts like 20s and 40s who were reluctant to reduce the warp length sold the yarn to master weavers and others at such rates as brought them a higher profit margin than what they would have earned by the conversion of yarn into cloth.

Some producers began producing fabrics of poor quality with lower picks and ends which would give them a larger quantity of cloth. The wages for handloom cloth increased to high levels as shown in Statement XXIII.

STATEMENT XXXIII

Handloom weaving wages in 1939, 1946 and 1947

(Wage per Yard (Average for the State)

| Variety of Cloth | Width | 1939 | In August 1946 | In March 1947 |
|---|---|---|---|---|
| | | Rs. A. P. | Rs. A. P. | Rs. A. P. |
| 1. 40s Dhoties | 50″ | 0 1 3 | 0 10 6 | 1 0 9 |
| 2. 60s Dhoties | 50″ | 0 1 6 | 0 14 0 | 1 2 3 |
| 3. 80s Dhoties | 50″ | 0 2 9 | 1 0 0 | 1 7 0 |
| 4. 40s Sarees | 44″ | 0 1 0 | 0 11 0 | 0 14 6 |
| 5. 60s Sarees | 45″ | 0 1 9 | 1 0 0 | 1 3 0 |
| 6. 80s Sarees | 45″ | 0 3 0 | 1 2 0 | 1 7 0 |

( From records relating to period of controls )

After the conclusion of the War, the aftermath was inevitable. When mill cloth became available in sufficient quantities, the demand for handloom cloth decreased resulting in accumulation of stock and distress among weavers. However, by the middle of 1953, the yarn position became easy and the Government of India relaxed the price and distribution control over yarn with effect from 10th July, 1953. The Madras Government continued the licensing system of yarn but licenses were issued freely. A revised Madras Yarn (Dealers) Control Order was issued in 1953 which was rescinded towards the close of 1955 as yarn became available in adequate quantities. At present, the yarn market is a free one and any person can under-take the business of purchase and sale of yarn without any restriction.

**4. (3) The All India Cloth Distribution Scheme and Regulation of Exports of Handloom Cloth**

In view of the short supply of mill cloth within the country, the Central Government introduced with effect from November, 1944, the All India Cloth Distribution Scheme under which the per capita allotment was fixed at 10 yards per annum. The quota was raised to 12 yards per capita in November, 1945 but was reduced to 10.8 yards from 1st June, 1946 and to 10 yards from 1st January, 1947. Out of the quota due to the Madras State calculated at this rate, the handloom cloth produced within the State and retained for local consumption which came to 6.6 yards per head per annum was deducted and only the balance was supplied in the form of mill cloth. The quota of mill cloth allotted to this State was 12,617 bales ( 1 bale = 1,500 yards ) which was distributed to the several districts on the basis of a flat ration of 5 yards per adult and 2 yards per child of the population in the district. The population of the 1941 Census plus about 7.8 per cent ( representing the increase) was adopted in the calculation.

With a view to regulate the export of cloth outside the State so as to ensure the availability of handloom cloth at 6.6 yards per annum, the Madras Cotton Cloth (Exports) Control Order was issued in January 1945 ; this was superseded by the Madras Cotton Cloth and Apparel (Exports) Control Order promulgated in March 1946. At the same time, a scheme for the control of handloom cloth exported to Ceylon was introduced, with the approval of the Government of India, with a view to check the rising prices and avoiding the criticism



that exporters were exploiting the Ceylon market. Under this scheme, the varieties of handloom cloth that might be exported as well as the maximum producers ' and export prices for such varieties were specified. These prices were stamped on the goods by a staff of stamping Inspectors before they were exported.

While in the Pre-War period, the availability of mill cloth was 10.6 yards per capita, the allotment of 3.4 yards of mill cloth per head created a black market in that commodity. As for handloom cloth, the quota of 6.6 yards included varieties other than sarees and dhoties also. According to the Fact Finding Committee, the production of principal handloom fabrics in Madras was as follows :

| | | |
|---|---|---|
| Sarees | 180.9 million yards | ( 44.4%) |
| Dhoties | 99.6 million yards | ( 24.5%) |
| Lungis | 66.4 million yards | ( 16.3%) |
| Shirtings, towels and other varieties | 60.1 million yards | ( 14.8%) |
| | 407.0 | |

As the population of the then composite Madras State was 53 millions, the total quantity of handloom cloth required on the basis of 6.6 yards per head was 349.8 million yards. The surplus available for exports was assumed to be about 57 million yards. The monthly average of deliveries of yarn for handlooms in 1946, as furnished in Appendix XII of the Report of Court of Enquiry, was 17,565.5 bales while it was 15,900 bales in 1947. Applying the formula given by the Fact Finding Committee that 1 lb. of yarn will produce 4.57 yards of handloom cloth, the production of handloom coth in Madras in 1946 was 385.3 million yards while in 1947, it was only 348.8 million yards which was insufficient to meet the State's requirements on the basis of 6.6 yards per head. Nevertheless exports of handloom cloth to other States and countries outside India had to be allowed to maintain our traditional markets in the larger interests of handloom industry. Apart from the fall in production of handloom cloth, in view of the prevailing high prices of handloom cloth in Bengal, many persons set up business newly and began to export handloom cloth to Bengal and other States which resulted in a price racket for handloom cloth. The fixation of a basic period for eligibility for export quotas did not have any appreciable effect on prices. Dhoties and Sarees were generally in short supply and their prices were abnormally high as may be seen from Statement XXIV of retail selling prices. While the cost of living index in April 1947 was 268 the prices of handloom dhoties and sarees rose to 400 to 700 percent of the pre-war rates.

When controls were re-imposed, allocation of mill cloth was, as before, made to this State after taking into consideration the production of handloom cloth

STATEMENT XXIV

Retail selling prices of handloom cloth in 1939, 1946 and 1947

| VARIETY | 1939 | August 1946 (Price per yard) | February & March 1947 (Price per yard) | Percentage with reference to Pre-War Prices | |
|---|---|---|---|---|---|
| | Rs. A. P. | Rs. A. P. | Rs. A. P. | 1946 | 1947 |
| Dhoties 50″ 40s × 40s | 0 4 0 | 1 3 9 | 1 9 9 | 493.75 | 643.75 |
| Dhoties 50″ 60 × 60s | 0 4 6 | 1 10 0 | 1 15 6 | 577.77 | 700.00 |
| Dhoties 50″ 80s × 80s | 0 7 0 | 1 15 6 | 2 3 6 | 450.00 | 507.14 |
| Dhoties 50″ 20s × 20s | 0 3 3 | 1 4 6 | 1 7 0 | 630.77 | 707.69 |
| Sarees 44″ 40s × 40s | 0 4 0 | 1 8 7 | 1 12 4 | 614.58 | 708.33 |
| Sarees 45″ 60s × 60s | 0 8 0 | 1 15 0 | 2 3 5 | 387.50 | 442.71 |
| Sarees 45″ 80s × 80s | 0 10 0 | 2 13 6 | 2 8 3 | 455.00 | 402.50 |

( From records relating to period of controls )

less exports. The per capita allotment was fixed at 12 yards for the rural, 15 yards for urban and 18 yards for city population. The distribution of cloth was made through licensed dealers. There was no rationing or restriction on inter-district movement of mill cloth.

**4. (4) Price Control of Handloom Cloth**

In spite of the measures taken to regulate exports of handloom cloth to Ceylon and to other areas within India, the prices of handloom cloth were continually on the rise with the result that the cloth became unpopular and there was a wild scramble, for the limited supplies of mill cloth. The Madras Handloom Cloth (Price Control) Order 1946 was passed with a view to bring down the prices of handloom cloth to a reasonable level. Under this order, the producer's price was to be 15% over the cost of production of cloth to him while the wholesale and retail selling rates were 4% and 14% respectively over the producers' price. The order also provided that there should be one wholesale dealer and one retail dealer between the producer and consumer. Sale by one wholesaler to another wholesaler was prohibited. This order was followed by the levy of licence fees at the rate of Rs. 10/- on wholesale dealer, Rs. 5/- on retail dealer and Rs. 2/- on hawkers. These measures which did not provide for the fixation of the maximum weaving wages were ineffective in bringing down the price of handloom cloth. The above order was, therefore, cancelled and a new comprehensive order, known as the Madras Handloom Cloth (Control) Order, 1947 was issued in March 1947. Under this order, Government took powers to specify the maximum weaving wage per yard in respect of each variety of cloth. The maximum retail price should not exceed the cost of production of the cloth and 18¾ per cent thereof. Provision was made also for stamping the prices on handloom cloth. The Government fixed the maximum wages at the rates prevailing in April 1946. Simultaneously, the Government promulgated the Madras Handloom Cloth Production (Control) Order, 1947 under which the State Textile Commissioner was empowered to give direction to any producer regarding the varieties and specifications of cloth which he should or should not manufacture. Under this Order, he issued a notification restricting the production of lungies, Madras handkerchiefs and other exportable varieties to ensure the production of adequate quantities of utility varieties of cloth and to keep down the price of such varieties. Madras was the only State in which a Price Control Scheme for handloom cloth was introduced. The maximum wages fixed for sarees and dhoties and the proposed reduction in prices are given in Statement XXV

In view of the improvement in yarn and cloth position towards the end of 1947, the Government of India and the Madras Government abolished controls. The Madras Handloom Cloth (Control) Order and the Madras Handloom Cloth Production (Control) Order were repealed in December, 1947 while the Madras Handloom Cloth (Exports) Control Order was rescinded in February, 1948. The Control Order regulating wages

STATEMENT XXV

Maximum weaving wages fixed under the Madras Handloom Cloth (Control) Order, 1947

| Variety | (Per yard) Wage during 1939 | Wage in 1946 | Wage in 1947 | Wage fixed under this control order (Per yard) | PRICE PER YARD 1939 | 1946 | 1947 | Price proposed under the control order |
|---|---|---|---|---|---|---|---|---|
| | Rs. A. P. | Rs. A. P. | Rs. A. P. | Rs. A. P. | Rs. A. P. | Rs. A. P. | Rs. A. P. | Rs. A. P. |
| DHOTIES | | | | | | | | |
| 20s × 20s | 0 0 11 | 0 9 6 | 0 14 0 | 0 9 6 | 0 3 3 | 1 4 6 | 1 7 0 | 1 3 8 |
| 40s × 40s | 0 1 3 | 0 10 6 | 1 0 9 | 0 9 6 | 0 4 0 | 1 3 9 | 1 9 9 | 1 3 3 |
| 60s × 60s | 0 1 6 | 0 14 0 | 1 2 3 | 0 11 6 | 0 4 6 | 1 10 0 | 1 15 6 | 1 9 0 |
| 80s × 80s | 0 2 9 | 1 0 0 | 1 7 0 | 0 13 0 | 0 7 0 | 1 15 6 | 2 3 6 | 1 13 8 |
| SAREES | | | | | | | | |
| 40s × 40s | 0 1 0 | 0 11 0 | 0 14 6 | 0 9 0 | 0 4 0 | 1 8 7 | 1 12 4 | 1 5 1 |
| 60s × 60s | 0 1 9 | 1 0 0 | 1 3 0 | 0 10 6 | 0 8 0 | 1 15 0 | 2 3 5 | 1 8 10 |
| 80s × 80s | 0 3 0 | 1 2 0 | 1 7 0 | 0 12 0 | 0 10 0 | 2 13 6 | 2 8 7 | 1 13 8 |

( From records relating to period of controls )



for handloom fabrics was in operation for only a few months. The fact that Government would not hesitate to take suitable steps to bring down the wages for handloom fabrics had a psychological effect and the level of wages showed a downward trend. The rates of weaving wages at present are follows:—

( Centre : Salem )

| | Rs. | A. | P. |
|---|---|---|---|
| 20s Dhoties per yard | 0 | 5 | 6 |
| 40s ,, ,, | 0 | 6 | 6 |
| 60s ,, ,, | 0 | 9 | 3 |
| 80s ,, ,, | 0 | 11 | 3 |
| 100s ,, ,, | 0 | 14 | 6 |
| 40s Sarees per yard | 0 | 7 | 0 |
| 60s ,, ,, | 0 | 10 | 0 |
| 80s ,, ,, | 0 | 11 | 0 |
| 100s ,, ,, | 0 | 14 | 0 |

These Control Orders were not re-issued when Controls over the mill cloth and yarn were reimposed.

**4. (5) Other Measures :**

Among the other measures taken by the Madras Government in the interests of the handloom industry were:—

(a) Distribution of Art Silk Yarn;

(b) Appointment of Court Enquiry in May, 1947 to have a comprehensive picture of the conditions of service in handloom industry in order to standardise them as far as possible;

(c) Introduction of a Relief Scheme in 1949 and 1952 to relieve distress among weavers; and

(d) Formation of the State Handloom Committee.

A brief account of the above schemes is given below:—

**(a) Distribution of Art Silk Yarn :**

Indigenous production of art silk yarn is a post-war development. During the War and the years immediately following, the handlooms were utilising imported art silk yarn. Messrs. W. A. Beardsell and Company Limited, Madras and Rally Brothers Limited were the only importers of this commodity to this State. The distribution was arranged through two wholesale and seven retail dealers and the supply was restricted to looms producing sarees of 40s or higher counts, the quantity being limited to 5 pounds (lbs.) per loom per month. The yarn was in short supply and the requirements of the industry could not be met in full.

**(b) Court of Enquiry :**

Dr. B. V. Narayanaswamy Naidu was appointed as the sole member of the Court of Enquiry into the conditions of the handloom industry in May 1947 (under the Industrial Disputes Act 1947) since a dispute, arose between the workers and management of handloom factories regarding interim relief, bonus, provident fund, medical aid, leave facilities, fixation of working hours, canteen etc. Mr. Naidu submitted his report in November, 1947. He estimated the number of looms in the then composite Madras State at 5,41,878 and his main recommendations were:—

(1) Compulsion must be adopted to bring all weavers under the co-operative fold:

(2) The chain of middlemen in the Yarn and cloth business should be eliminated;

(3) Yarn supply to weavers should be increased; and

(4) Weavers' Co-operative Societies should function as multi-purpose societies with a credit department catering to all the needs of the weaving community.

**(c) Relief Scheme :**

On account of a very large flow of mill cloth into the market in 1949 and the comparatively higher prices of handloom fabrics, the demand for handloom cloth slackened resulting in accumulation of such cloth. Weavers were thrown out of employment. A scheme for affording immediate relief to weavers through the agency of cooperative societies which would assure the weavers a minimum wage and continuous employment and also relieve them from the burden of marketing was introduced. Under the scheme, weavers were given an advance of Rs. 25/- recoverable in 12 monthly instalments, to enable them to remit the necessary share capital. The societies were given loans at Rs. 75/- per loom towards working capital. Marketing of cloth was the responsibility of

weavers societies. The maximum wage to be paid to weavers was limited to six annas per knot and the scheme was confined to weavers employed in the production of goods in counts 40s and below. The scheme was introduced in Salem district in the first instance and extended to sixteen more districts in which distress became acute. By the middle of 1950 these schemes were wound up. A scheme on the above lines was put into operation for a second time in July 1952 which was wound up in June 1953.

**(d) State Handloom Committee :**

In 1950, a State Handloom Committee consisting of the representative of handloom weavers, cloth merchants, yarn dealers and mill owners was appointed by the Government to advise them on all matters relating to the development of the handloom industry. On the advice of the Committee, District Handloom Board under the chairmanship of the Collector was formed in each district to advise the Collector on Local problems relating to handloom industry.

**5. Field of Reservation for Handlooms :**

The Government of India reserved ten varieties of cotton fabrics for production by the Handloom Industry and prohibited the composite mills and powerlooms from manufacturing these varieties with effect from June 1950. A copy of tbe notification of the Textile Commissioner dated 15-4-1950 relating to the reservation of field for handloom industry is appended. (Vide Appendix VII.)

In addition to the above reservation, the Government of India issued orders that the production of dhoties by textile mills should not exceed 60% of their average production in 1951-52.

**6. Conclusion :**

As there was a brisk demand for cloth of all kinds in the period of controls, the sale of mill cloth and handloom cloth went on side by side as there was enough scope for the sale of both. The sale of cloth was very remunerative. Even though the quantum of yarn supply to handlooms was reduced, there was no fall in the number of looms. The partition of the country in 1947 resulted in a reduction of cotton growing area of India by 3.4 million acres. Owing to inadequate supply of cotton, mills could not produce suitable counts of yarn for handloom industry. The All India Handloom Board has stated :—" Scarcity of yarn engendered a scramble for the limited supplies of yarn with the prices shooting up to abnormal heights. Withal the handloom industry could manage to function fairly well during the war period and till 1951 due mainly to :—

(a) Government measures referred to above to maintain supplies of yarn to consumers ;

(b) The tempo of internal demand for cloth having kept up by the inflationary purchasing power generated in the country owing to method of war financing in India :

(c) The brisk foreign demand for Indian cloth on account of its comparative cheapness and absence of widespread selling competition by other countries during the War ;

(d) Conditions preceeding the Korean tangle and the devaluation of Indian rupee which created unprecedented foreign demand for Indian piece goods ;

(e) The market for textiles having been a " Sellers Market " for more than a decade from 1940.

In 1952, the handloom industry was faced with a crisis of an unprecedented magnitude owing to a variety of causes. The measures taken to rehabilitate the industry through the All India Handloom Board will be dealt with in the following chapter.

*Government of India, Ministry of Industry and Supply*

**NOTIFICATION**

**Bombay, the 15th April, 1950**

No. 9 (9)-Tex. 1/49—In exercise of the powers conferred on me by clause 20 of the cotton Textiles (Control) Order, 1948, I hereby issue the following directions :—

i) These directions shall come into force on the 1st June 1950.

ii) Directions 9 (aa), 9 (b) and (c) shall be complied with by all producers who have a spinning plant. Direction 9 (d) and (f) shall be complied with by all producers who have no spinning plant. The remaining directions 2 to 8, 9 (a), 9 (e), 10 and 11 shall be complied with by all producers, that is to say, both by producers, who have a spinning plant and those who have not :

iii) If a producer satisfies the Textile Commissioner or such Officer as the Textile Commissioner may appoint in this behalf that there are sufficient reasons why such producer should be exempted from compliance with any or all of these directions or that any or all of these directions should be modified in their application to him, the Textile Commissioner or the Officer so appointed by him may, by an order in writing, exempt such producer from compliance with any or all of these directions or modify any or all of these directions in their application to such producer ;

iv) These directions excepting direction No. 3 shall not apply :

(*a*) to cloth manufactured for export and marked with export markings, and

(*b*) to cloth which is produced on a powerloom in Government Institution and which is sold as Government property

(*c*) to a producer who has less than 5 looms in his possession or under his control, but is not a producer who, whether by himself or in partnership or jointly with others, had five or more looms in his possession or under his control on 31st March 1950.

**2. Dhoties :**

No producer shall produce a dhoti with borders which contain coloured yarn exceeding ¼" in width or use Zari or Muga or art silk yarn in a dhoti border.

**3. Lungis and Gamchas :**

No producer shall produce any Lungi Sarong or Gamcha with a check pattern or any cloth with a check pattern and having a width between 42" and 52" from which Lungis, Sarongs or Gamchas may be made.

Provided that nothing in this direction shall apply to the production of bed ticking cloth or gadlapat cloth (i) which has no coloured or white patti border, (ii) which is made of warp and weft counts not higher than 18s, and (iii) which has a reed and picks not higher than 48 and 44 respectively.

**4. Chaddars, Bed Sheets, Bed Covers and Counterpanes:**

i) No producer shall produce any checked or striped chadder;

ii) No producer shall produce any bed sheet with coloured woven borders lengthwise or breadthwise;

iii) No producer shall produce any Bed cover;

iv) No producer shall produce any counterpane other than one having overall dobby or jacquard designs.

**Explanation:** In this direction

(*a*) "Chaddar" means any piece of cloth which is normally called by that name and which is used as in West Bengal for covering the body like a shawl;

(*b*) "Bed Sheet" means any piece of grey or bleached cloth which may be used for spreading over a bed and includes sheeting;

(*c*) "Bed Cover" means any outer covering of a bed which is not a counterpane as defined below and which has a decorative or coloured effect;

(*d*) "Counterpane" means any outer covering of a bed woven in raised figures.

**5. Low Reed Pick Cloth:**

No producer shall produce any cloth specified in sub-paragraphs (i), (ii) and (iii) below:—

i) cloth in group V, with reed and picks less than 36 and 32 respectively;

ii) cloth in groups VI, VII and VIII, with reed and picks less than 40 and 36 respectively;

iii) cloth in group IX and above, with reed and picks less than 44 and 40 respectively;

iv) Nothing in this direction shall apply to:

(*a*) dhoties and sarees;

(*b*) sucies;

(*c*) mosquito netting cloth;

(*d*) Leno cloth;

(*e*) mesh cloth;

(*f*) dyes and printed cloth.

**Explanation:**

The expression "Group" or "Groups" mentioned above has reference to the cloth group or groups specified in schedule II to the Textile Commissioner's Notification No. TCS. 1/20 dated 22nd September 1949.

**6. Table Cloth and Napkins:**

No producer shall produce any table cloth or napkin other than one of damask bleached quality.

**7. Dusters:**

No producer shall produce a duster or duster cloth or wiper cloth or glass cloth.



**8. Coarse Cloth of Plain Weave:**

No producer shall produce cloth of plain weave with warp or weft counts 8s and below.

**9. Sarees:**

a) No producer shall produce any saree with borders exceeding 2½″ in width or use real or imitation zari in a saree border.

aa) No producer who has a spinning plant shall produce a saree with border of ¾″ or less in width and containing coloured yarn in its border unless he has previously sent to the Textile Commissioner a sample of such cloth of the dimensions of 6″ x 6″ and has received the Textile Commissioner's approval of such sample for bulk manufacture;

b) No producer who has a spinning plant shall use gold coloured art silk yarn in a saree border;

c) No producer who has a spinning plant shall use any coloured yarn in the body of a saree except in heading thereof;

d) No producer who has no spinning plant shall produce a saree with a striped or check pattern in which coloured yarn is used;

e) No producer shall produce any saree with a heading more than 9″ in width;

f) No producer who has no spinning plant shall produce any saree in which the count of yarn is below 36s (whether warp or weft and whether single or folded).

**Explanation I:**

For the purposes of this direction, any type of mulls, voils and dorias each such item having a width between 37″ and 54″ (inclusive) shall be considered as sarees.

**Explanation II:**

The term "heading" in paragraph (e) of this direction, means heading woven with coloured or grey yarn, and includes printed heading.

**10. (a) Towels:**

No producer shall produce towels or towelling cloth in honey-cumb weave;

b) No producer shall produce any Erazha Thorthu.

**Explanation I:**

"Erazha Thorthu" means a towel of plain weave, commonly known by that name in the State of Madras and Kerala and made with 2 ply yarn both in the warp and weft produced in groups III to V (both inclusive).

**Explanation II:**

The expression "groups" mentioned above has reference to the cloth groups specified in Schedule II to the Textile Commissioner's Notification No. TCS. 1/20 dated 22nd September 1949."

11. No producer shall produce any mashru cloth, that is to say, cloth in satin weave with silk or rayon warp and cotton weft having characteristic coloured stripes.

## CHAPTER IV

# THE ALL INDIA HANDLOOM BOARD AND THE CESS FUND

In 1952, Handloom Industry faced one of the worst slumps in the history of the Indian textile trade caused by the worldwide recession in the textile markets as well as the slump in commodity, bullion and share markets. The mill industry with its powerful organisation found it difficult to withstand the slump. The condition of the handloom industry was worse. The slump in handloom was in particular aggravated by the following factors:

1. The traditional markets like Ceylon, and Burma which normally absorbed 73% of the exports of lungis and saris prior to the war were lost to the handloom industry because of the policy followed by those Governments in restricting the import of handloom cloth.

2. The production of handloom which was 804.80 million yards in 1950 rose to 1108.76 million yards in 1952.

3. Mill cloth till then supplied to defence forces and other theatres of war, were released for civilian consumption, the quantity being 600 million yards.

4. There was large increase in the production of cloth by textile mills which, coupled with the fall in exports released larger quantities of mill cloth for civilian use as shown below:

STATEMENT XXVI

**Production and export of Mill Cloth**

| Year | Production (in million yards) | Exports (in million yards) |
|---|---|---|
| 1946 to 1950 | 3911.8 (average) | 1071.6 (1950) |
| 1951 | 4076.6 | 732.3 |
| 1952 | 4598.6 | 542.9 |

(Indian Textile Industry – Statistical bulletin)

Japan emerged as a competitor to Indian textiles in foreign markets as shown in the following statement.

STATEMENT XXVII

**Exports of mill cloth from India & Japan**

| Destination | Exports from India (million yards) | | Exports from Japan (million yards) | |
|---|---|---|---|---|
| | 1952 | 1953 | 1952 | 1953 |
| Malaya | 90.95 | 63.63 | 33.88 | 37.55 |
| Pakistan | 60.97 | ... | 180.20 | ... |
| Iraq | 7.00 | 2.87 | 10.23 | 15.38 |
| United Kingdom | 5.96 | 20.35 | 63.86 | 33.10 |
| Burma | 69.96 | 89.66 | 9.74 | 40.52 |
| Ceylon | 16.56 | 19.29 | 16.85 | 21.25 |
| Afghanistan | 26.36 | 26.88 | 3.17 | 11.69 |

(Annexure IV – Report of Textile Enquiry Committee, 1954)

In order to meet this situation, the Government of India constituted an All India Handloom Board in October 1952. They also levied an additional excise duty on mill cloth which was ear-marked for the development and sale of Khadi and other handloom cloths. They appointed a Textile Enquiry Committee to examine the mill, powerloom and handloom sectors and determine the handloom industry's role in the national economy. They restricted the production by mills of dhoties and prohibited piece-dyeing of sarees and reserved ten varieties of cotton fabrics for the handloom sector.

2. The idea of an All India Organisation for coordinating the various steps taken to assist the handloom industry was mooted by the Fact Finding Committee which has stated as follows: "Mr. J. M. Doak, Manager of the Madurai Mills suggested to us that an All India Handloom Industry Board should be established on the same lines as the Indian Central Cotton Committee...We have given some thought to this suggestion and we consider it a valuable one. The Indian Handloom Industry Board may be established as a semi-public corporation somewhat on the lines of the Mill Marketing Board and other similar organisations working in the United Kingdom...The functions of the



Board will be three-fold viz.,(a) research (b) supply of raw material and (c) marketing...In regard to research, the principal functions of the Board will be to encourage and coordinate the work now going on in the technical institutes maintained in the various Provinces and States. It will also have to conduct research independently on the economic as well as technical problems of the industry. It will also serve as the agency for pooling and disseminating the available technical and economic information. In regard to raw material the Board will have to make arrangements for the supply of yarn and dyes to handloom weavers, negotiate with the mills for bulk purchase whenever necessary, maintain yarn depots where such are found essential and watch the transactions of yarn dealers and attend to licensing regulations. Perhaps the most important of the Board's functions will be the marketing of handloom cloth both in India and abroad. The marketing branch of the Board will collect orders through its selling agents and pass them on to Provincial organisations. Through its travelling agents and by contact with Indian Trade Commissioners abroad, the Board will be in constant touch with foreign markets for handloom products. It may conduct marketing and production surveys both of handloom markets and centres...The new organisation must be coordinated with the existing weavers' cooperative movement. It would also be advisable to distribute through this body the grants-in-aid from the Government of India to the provinces which we hope will be continued". The first All India Handloom Board was established in 1945, but it ceased to function after 1947 for want of adequate funds. A new body known as the Standing Handloom Committee under the Cottage Industries Board was formed in 1948 and a sum of Rs. 15,00,000 placed at its disposal. It was not strong enough to meet the grave situation facing the industry. As such the All India Handloom Board which is a non-statutory body was re-constituted in October 1952 with wider powers and larger functions. The enactment of the Khadi and other Handloom industries development (additional excise duty on cloth) Act, 1953 permitted the levy of 3 Pies per yard on all mill cloth packed after 14th February 1953 for internal consumption.

This was intended to raise funds for the development of Khadi and handloom industries and constitute the Cess Fund. The duty now levied is 1.625 nP. per sq. yard. The function of the Board was besides advising Government generally on the problems of the handloom industry, to examine schemes for the improvement and development of the handloom industry and to make recommendations for assistance from the handloom Fund. Accordingly, the State Government drew up handloom Development Schemes. As the schemes varied from State to State, a uniform pattern of assistance which would be applicable to all States known as General Principles was evolved. The State Governments would formulate schemes of development in accordance with these general principles and where a new type of activity was found necessary, a suitable general principle would be adopted to provide financial assistance for the scheme. The Handloom Board felt that all development schemes would be implemented properly if the Cooperative Organisation was entrusted with them. It, therefore, decided as a policy to strengthen and expand the weavers' cooperative movement and to canalize all expenditure through cooperatives.

3. The various schemes for the development of handloom industry fall under the following categories:

1. Organisation and expansion of handloom weavers cooperatives:
2. Production;
3. Marketing;
4. Other measures including technical assistance;

**Organisation and expansion of Handloom Weavers' Co-operative Societies**

1. Loans repayable in two years in monthly instalments are given to weavers for taking shares in Weavers' Cooperative Societies. The amount will be recovered from the wages. This scheme was started in 1953-54 i.e. loans for share capital financed by the Cess Fund. The Madras Government spent Rs. 36,19,467 upto 1960–61. After the creation of the Madras State on 1.11.1956, the expenditure incurred is Rs. 16,55,508. This assistance has resulted in an increase in the number of Weavers' cooperative societies and in the number of looms brought within the cooperative movement.

STATEMENT XXVIII

**Number of Weavers' Co-operatives and looms in the Co-operative fold**

| Period | No. of Weavers Societies | No. of looms in the co-operative fold |
|---|---|---|
| Year ending 30-6-57 | 981 | 1,84,330 |
| Year ending 30-6-61 | 1064 | 2,12,128 |

Considering the expenditure incurred, the increase can be said to be inappreciable. On the basis of number of handlooms registered, the percentage of looms in the cooperative sector is 42. But some of them are only nominally in the cooperative sector as will be shown later in this report.

**Production:**

2. The societies needed working capital for the purchase of yarn, for dyeing and for payment of wages. It was not possible for the District Cooperative Central Bank to finance the weavers to the full extent. Interest free loans were given by the Government out of Cess Fund upto 31.3.1957. These funds were made available through financing agencies. The Reserve Bank of India Act was suitably amended to enable the Bank to advance loans to Weavers' Cooperative Societies for production and marketing. From 1.4.1957, credit facilities to Weavers' Cooperative Societies are given by the Reserve Bank of India, through the Madras State Cooperative Bank Limited on the basis that Rs.300/-will be advanced per loom. A copy of the circular of the Reserve Bank of India regarding the conditions under which it finances Weavers' Cooperative Societies is given as an annexure. The credit limit sanctioned by the Reserve Bank of India and utilised by the State Cooperative Bank are indicated in the following statement.

STATEMENT XXIX

Credit limits sanctioned and drawn by the Co-operative sector

| Year | For production & Marketing activities of Weavers Societies | | For trading in yarn by the Madras State Handloom Weavers' Co-operative Society | |
|---|---|---|---|---|
| | Sanctioned | Drawn | Sanctioned | Drawn |
| | (Rupees in lakhs) | | | |
| 1957-58 | 73.24 | 25.16 | 20 | 8 |
| 1958-59 | 68.26 | 48.67 | 40 | 43 |
| 1959-60 | 89.47 | 61.72 | 40 | 42 |
| 1960-61 | 117.59 | 93.63 | 30 | 30 |

The Table shows that the cooperative sector has not utilised in full the amount sanctioned by the Reserve Bank of India. The reason for this may be perhaps: (1) a number of looms in the Cooperative sector is inactive; (2) The actual requirement is lower than the estimate.

According to the Second Five Year Plan, the handloom industry had to produce an additional quantity of 700 millon yards of cloth. The Government of India desired that this target should be exceeded even by 1958-59. As the production of handloom cloth in 1955-56, the last year of the First Five Year Plan was estimated at 1417 million yards, the All India Handloom Board fixed the following targets:

| | |
|---|---|
| 1956-57 | 1,653.2 million yards |
| 1957-58 | 1,989.5 ,, ,, |
| 1958-59 | 2,219.8 ,, ,, |

This target was not reached. According to the All India Handloom Board, adequate supplies of yarn were not made by the spinning and composite mills in the country (p.42. Fourth Report of the All India Handloom Board). The following figures will illustrate the position.

(It is usually assumed that out of the deliveries of yarn made by textile mills for civil consumption, 76% goes to the handlooms and the production of handloom cloth is calculated at 4.5 yards per lb. of yarn.)

The actual deliveries of yarn in the year 1960-61 are as follows:

| | |
|---|---|
| (Monthly average of delivery of cotton yarn for civil consumption in 1960 | ...45,154,000 lbs. |
| Deliveries of yarn from April 1960 to December 1960 (45,154,000 X 9) | ...4,06,386,000 ,, |
| Deliveries in January 1961 | ...50,966,000 ,, |
| ,, in February 1961 | ...50,799,000 ,, |
| ,, in March 1961 | ...48,223,000 ,, |
| Total deliveries in 1960-61 | ...5,56,374,000 ,, |
| | or 556.37 million lbs. |

76% of the deliveries will be 422.84 million lbs.

At 4.5 yards per lb., the total production of handloom cloth is estimated at 1903.78 million yards or roughly 1900 million yards as against the target of 2219.8 million yards.

The target of production for Madras State was as follows:

STATEMENT XXX

Target of production of handloom cloth
(Million yards)

| | 1956-57 | 1957-58 | 1958-59 |
|---|---|---|---|
| Co-operative Sector | 121 | 162 | 211 |
| Outside the co-operative sector | 233 | 268 | 251 |
| TOTAL | 354 | 430 | 462 |

(Annexure 'R' in IV Annual Report of the All India Handloom Board)



The actual production in the cooperative sector which received assistance from the Cess Fund against the above target during the three years is as shown below:

STATEMENT XXXI

Production of handloom cloth by the Co-operative sector 1956-57

| Year | Production yards (in lakhs) | Target (yards in lakhs) | Short-fall (yards in lakhs) | Production per loom per month in yards |
|---|---|---|---|---|
| 1956-57 | 1139.91 * | 1210.00 | 60.09 | 56 |
| 1957-58 | 1295.50 | 1620.00 | 324.50 | 58 |
| 1958-59 | 1323 30 | 2110.00 | 786.70 | 57 |

* Estimated; taking the cost of production of handloom cloth as 0.78 nP. per yard being the average for the two years 1957-58, 1958-59, since the Administration Report of the Co-operative Department does not contain figures of quantity of handloom cloth preduced in the year 1956-57.

(From Administration Reports of the Co-operative Dept.)

When the number of looms in the cooperatives increased from 1,84,330 on 30.6.1957 to 2,12,128 on 30.6.1961 and an expenditure of Rs. 16,55,508 was incurred towards share capital loans during the last four years of the Second Five Year plan, there was a fall in the production of handloom cloth after 30.6.59. The actual production of handloom cloth in the year 1960-61 was only 957.07 lakhs of yards. The working group (study team) for the handloom industry set up by the Government of India came to the conclusion that one of the reasons for the slow progress of weavers' cooperative movement is the absence of loyalty of members. This conclusion was reached by Sri. P. Rajagopalachari, the first Registrar of Cooperative Societies fifty years ago in the Administration Report of the Cooperative Department of Madras State for the year 1906-07. He has stated as follows: "the weak point is the untrustworthy character of the weavers themselves. They go to the middlemen when the trade is brisk and come to the Union (Society) when the trade is slack". A study of the working of the Government weaving centres also shows that the weavers are not steady or loyal. In its Third Annual Report, the All India Handloom Board has emphasised that it must be the endeavour to make each loom work for the Cooperative Societies. In view of the fall of production by handlooms in the cooperative sector after 1958-59, it must be our endeavour to increase the per capita production of handloom cloth rather than bring in more looms within the cooperative sector. If the two lakhs of looms in the cooperative fold are loyal and active, it can produce 252 million yards of cloth per annum without any difficulty, i.e., on the basis of 1200 yards per loom per annum. The Cess Fund schemes operating from 1953 onwards are intended to organise the industry on cooperative lines and provide continuous work to weavers. Still a fall in production has been recorded after 1958-59. In the III Five Year Plan, the handlooms have to produce 2800 million yards out of the total cloth production of 9,300 million yards. Textile mills should deliver 818.71 million lbs. of yarn for civil consumption in 1965-66 if the above target is to be attained. It actually delivered 556.37 million lbs. in 1960-61. The establishment of cooperative spinning mills will no doubt help the cooperative sector and to that extent an increase in production can be expected.

**Marketing**

The prosperity of the handloom depends on proper marketing facilities. A substantial portion of the handloom cloth produced is consumed in India itself. The following statement will indicate the export to foreign markets:

STATEMENT XXXII

Export of Handloom cloth (1951—60)

| Year | Production of Handloom cloth (million yards) | Exports of Handloom cloth (million yards) | Percentage of exports to production |
|---|---|---|---|
| 1951 | 850 | 43.699 | 5.14 |
| 1952 | 1109 | 54.102 | 4.88 |
| 1953 | 1200 | 63.206 | 5.27 |
| 1954 | 1318 | 57.285 | 4.35 |
| 1955 | 1480 | 60.395 | 4.08 |
| 1956 | 1509 | 59.868 | 3.97 |
| 1957 | 1643 | 37.508 | 2.28 |
| 1958 | 1798 | 35.167 | 1.96 |
| 1959 | 1907 | 35.590 | 1.8 |
| 1960 | 1856 | 28.842 | 1.55 |

(Annual Reports of the All India Handloom Board)

Exports have fallen from 5% during 1951-55 to less than 2% in recent years. It is to some extent due to the restrictions placed on the import of handloom cloth into Burma, Ceylon and Indoneasia. The All India Handloom Board has tried to stimulate internal sales and external marketing by opening of sales depots, by provision of mobile sales vans and push carts and

by sanctioning a rebate on sale of handloom cloth. A sub-committee of the Standing Committee of the All India Handloom Board appointed in 1958 examined measures to improve the competitive capacity of the handloom industry. According to them, the industry has certain inherent handicaps in competing with the mill sector. In regard to yarn, the handicap is 6.25 nP. per yard while for preparatory processes and weaving wages it is 15.50 nP. per sq. yard. The total effect is 21.50 nP. per sq. yard. As against this, the total average excise duty of medium cloth is 13.5 nP. per yard. "If this excise duty is set off against the handicap evaluated at 21.5 nP. per sq. yard, it leaves a balance of 8 np. per sq. yard which works out 11%". A scheme of rebate was sanctioned in September 1953 by the Government of India with the sole purpose of increasing the competitive capacity of handloom cloth. This rebate is now confined to sales made in the cooperative sector and rates are given below:

**Retail sales**

1½ Annas per rupee of sales effected by Weavers' Cooperative Societies upto 30-11-1957, 0-06 np. per rupee from 1-12-1957 and 0-05 np. per rupee from 1-9-1960. A special additional rebate of 0-05 nP. is given for 8 days during the All India Handloom Week for 7 days at the time of Deepavali festival in October-November.

**Wholesale rebate**

One anna upto 12-1-1956, 1½ Annas upto 30-11-1959, 0.06 nP. from 1-12-1957 upto 30-6-1959 and 0-03 nP. from 1-7-1959 onwards.

The scheme of rebate has been mainly responsible for the increase in the sale of handloom cloth in the cooperative sector. This is the conclusion reached by the working group (Study team) for the handloom industry. The Government of India have, however made it clear that the rebate system cannot be a permanent measure and that the industry should be so organised that it should command a market on its own strength and the real solution is improvement in standards of production and design. Out of a sum of Rs. 63-79 million spent by Madras Government under grants from the inception upto 1960-61, Rs. 52.18 millions were spent on rebate. This works out to 82% of the total under grants. The amount spent on technical improvements which were intended to effect improvements in standards of production and design was Rs. 16.16 lakhs representing 2.5% of the total expenditure. On staff, the expenditure incurred is 37.06 lakhs which works out to 5. 8%. Thus rebate and expenditure on staff which are unproductive items of expenditure account for 88% of the total expenditure under grant. It is therefore, obvious that the amount intended for the development of the handloom on a scientific basis has not been so used. The question of abolishing the rebate scheme, so that a larger sum would be available for developmental activities came up for consideration before the Handloom Seminar held in June 1959 in which representatives of Madras, Kerala, Andhra, Mysore and Orissa took part. In his inaugural address, Sri Venkataraman, Minister for Industries, Madras placed an alternative proposal before the Seminar. An extract of his address is given below:

"I am placing before you another suggestion in regard to rebate and I request you to consider very seriously this suggestion. Instead of the present practice of allowing rebate on every sale of handloom cloth either wholesale or retail by the cooperatives, the primary societies will be allowed to market their cloth without any rebate at prices to be fixed by them to any agency they choose. So long as the primaries are able to dispose of their stocks without much difficulty, no assistance is called for. But in the event of the primaries having accumulated stocks exceeding three months' production, the idea is that the State Handloom Weavers Cooperative Society will step in and purchase the entire stock of unsold cloth at certain floor prices to be fixed for each variety with reference to the cost of production, subject to such quality controls as may be prescribed. The State Society will sell such cloth through their sales depots througout the State with rebate at rates to be fixed by the Government and this shall be the only rebate that will be allowed on any sale of handloom cloth. The Government of India will be requested to make available the funds required for sanction of such rebate under the scheme of Marketing Aids. As it is difficult to estimate the actual requirements under this head each year it is necessary to constitute a Fund to which will be credited all amounts under rebate. Rebate at a higher or a lower rate can be made available to the Apex Soclety in any year depending on amount available in the Fund and the need for such assistance. Of course the above proposal will have to be considered in greater detail so that the actual financial implications can be worked out. I think such a scheme would be more desirable than the present one as this scheme will come into operation only when there is accumulation of handloom cloth with the Primaries and in respect of cloth which comes upto certain specifications. I would request all the delegates to the Seminar to give serious consideration to this proposal.



Before a final decision on this important question of rebate is reached, all aspects of the problem especially the effect of the decision on production and marketing of handloom cloth must be considered carefully."

The Seminar welcomed the proposal and the following resolution was passed. "The scheme put forth by the Minister for Industries, Madras in his inaugural speech is generally welcome. It may, however, be necessary to provide adequate financial assistance to apex societies for this purpose and to allow sufficient time to primary societies to adapt their production to suit the requirements of the proposed Purchased Scheme." The rebate Scheme has not been modified so far except that the rebate has been reduced to 5 nP. per rupee for retail sales and 0.03 nP. for wholesale sales.

The Inter-State and External Marketing Scheme is operated by the All India Handloom Fabric Marketing Cooperative Society Limited which was registered under the Bombay Cooperative Societies Act on 22nd March 1955. It has opened handloom houses in Bombay, Madras, Calcutta and Delhi to popularise the Inter-State sales of handloom cloth. The sales effected in the Madras Handloom House during the last 3 years are as follows.

STATEMENT XXXIII

Sales of Handloom cloth by the Madras Handloom House

| Year | Wholesale sales | Retail sales | TOTAL |
|---|---|---|---|
| | (Lakhs of rupees) | | |
| 1957-58 | 19.02 | 12.98 | 32.00 |
| 1958-59 | 65.00 | 16.92 | 81.92 |
| 1959-60 | 39.17 | 14.76 | 52.93 |

The Madras State Handloom Weavers' Cooperative Society is running 59 sales units in other States as part of the scheme of Inter-State Marketing besides running sales emporia and depots within the State. As for external marketing, the All India Handloom Fabric Market Cooperative Society is running sales emporia at Aden, Bangkok, Colombo, Kaulalumpur and Singapore. The following statement shows the sales in these emporia.

The delegation sent by Madras Government with a view to explore market for handloom cloth in the Far East in 1960 has observed as follows: "The All India Handloom Fabrics Marketing Society should be persuaded to improve their depots immediately as all damage to handlooms is due to the bad location, poor display and ineffective salesmanship". (P. 13 of the Report).

STATEMENT XXXIV

Sales of Handloom Cloth in Overseas Sales Emporia

| Year | Total exports of handloom cloth from India | Sales in Overseas emporia | Percentage of Sales in emporia to total exports |
|---|---|---|---|
| | Rs. | Rs. | |
| 1954 | 83,762,000 | 6,85,487 | 0.8% |
| 1955 | 84,428,000 | 12,05,261 | 1.4% |
| 1956 | 86,717,000 | 14,35,753 | 1.7% |
| 1957 | 55,630,000 | 15,51,960 | 2.8% |
| 1958 | 52,350,000 | 20,47,524 | 3.9% |
| 1959 | 65,910,000 | 35,37,230 | 5.4% |

(Anual Reports of the All India Handloom Board and Textile Commissioner)

NOTE: The sales in overseas emporia are for the financial year. For comparison, the sales in the financial year 1954-55 are taken as sales in 1954, the figures for 1955-56 as sales in 1955 and so on.

Our total export is less than 2% of production and the sales effected by overseas emporia of the All India Handloom Fabric Marketing Cooperative Society Limited are quite insignificant. The handloom delegation has observed as follows :

1. That there is no adequate propaganda and publicity about our handloom fabrics in these areas.

2. That our price level is much higher than other similar materials in the market.

3. That there is no guarantee regarding the quality of the materials, measurement of the fabrics, fastness of the colour or the time of delivery of the goods.

4. That our handloom fabrics are not sanforized. The deligation has recommended that exports of handloom cloth may be subsidised to improve its competitive capacity in the foreign markets and come to the conclusion that "our handloom fabrics can have a large sale in places like Colombo, Singapore, Kaulalampur, Penang, Saigon, Bangkok, Honk Kong and Rangoon provided steps are taken to ensure that the fabrics exported are not similar to that

of indigenous handloom production and that the fabrics are sold at competitive prices maintaining a high standard of quality".

**Other measures:**

4. No incentive exists in handloom industry to produce quality goods nor are the weavers keen on delivering them within the stipulated time. No attempt has been made to ensure the production and export of goods based on standard specifications. The All India Handloom Board has prescribed certain specifications for export varieties of lungies and Madras handkerchiefs and has introduced a scheme for the inspection of these goods before export. The stipulation is that the exporters of handloom fabrics desirous of claiming incentives of goods exported by them to non-traditional markets, i.e. U.S.A. and Europe should from January 1960 onwards ship them after they have been Inspected and their quality marked. But no statutory obligation has been introduced that the goods should be preinspected except in the case of Bleeding Madras. The exporters are free to export any fabric without pre-inspection to their traditional market. As observed by the Minister for Industries of Madras State, "the complaint has become common that handloom weavers are not coming forward to produce adequate quantities and upto required quality the fabrics required for export markets". This has resulted in a steep fall in our exports of handloom cloth. The following Tables show the quantity of goods exported to United Kingdom, U.S.A. and some of our traditional markets from 1951-1960.

The export stood at 43.699 million yards in 1951 but it fell to 28.842 million yards in 1960. During the ten months in 1961, the export came to 23.615 million yards. Though a target of 50 million yards valued at Rs. 90 million was fixed for the export of handloom fabrics during 1960 by the handloom export promotion committee, the actual export was only just more than 50%. The performance of the All India Handloom Fabric Marketing Cooperative Society is rather discouraging as far as foreign exports are concerned. It was the view of the Madras Official Delegation that the overseas sales emporia run by the Society did more harm than good to the country.

5. In this connection we may also mention the Handloom Export Organisation set up by the Government of India as a part of State Trading Corporation. In 1956, the Government of India, in collaboration with the Ford Foundation, invited a Handloom Fabric Survey Team from the United States of America. This team known as the Kroll Team recommended the setting up of a sales office and a Buyers' Service in New York closely linked through a Bombay office with five weavers' export service centres which would be set up at Banares, Bombay, Madras, Calcutta and Coimbatore. In February 1957 the Government of India appointed a Commitee to make a comprehensive study of export promotion under the Chairmanship of Professor V.L.D' Sowza. This Committee recommended that a Central Organisation for export should be set up consisting of cooperative institutions, master weavers, traders, dealers and exporters of handloom cloth. In accordance with

STATEMENT XXXV

Exports of Handloom Cloth to Traditional and new markets.

(In thousand yards)

| Year | United Kingdom | Aden | Kuwait | Ceylon | Singapore | Malaya | Nigeria | Kenya | Tanganyika | Sudan | U. S. A. | Others (Burma, Indonesia, Thailand, Hongkong, etc.,) |
|---|---|---|---|---|---|---|---|---|---|---|---|---|
| 1951 | 338 | 2552 | 426 | 16989 | 3893 | 7302 | 7695 | 743 | 246 | 837 | | 2678 |
| 1952 | 587 | 3277 | 658 | 26654 | 3406 | 4390 | 9348 | 517 | 859 | 677 | | 3729 |
| 1953 | 460 | 4358 | 126 | 28106 | 2949 | 3908 | 15732 | 1625 | 510 | 938 | | 4494 |
| 1954 | 627 | 4400 | 270 | 22701 | 3474 | 4545 | 12902 | 1244 | 654 | 1340 | | 5128 |
| 1955 | 434 | 4119 | 414 | 22645 | 3553 | 6130 | 14717 | 932 | 657 | 946 | | 5848 |
| 1956 | 795 | 2613 | 759 | 21744 | 2903 | 6483 | 12004 | 603 | 597 | 1320 | | 10047 |
| 1957 | 690 | 3050 | 210 | 13690 | 2470 | 4780 | 4540 | 300 | 400 | 1360 | 480 | 5540 |
| 1958 | 590 | 2510 | 320 | 14290 | 2700 | 2990 | 3540 | 50 | 70 | 480 | 630 | 5000 |
| 1959 | 720 | 1690 | 130 | 12670 | 2400 | 4290 | 2450 | 80 | 40 | 1970 | 6110 | 3040 |
| 1960 | 687 | 2710 | 19 | 7278 | 2824 | 5314 | 2646 | 173 | 19 | 1826 | 2068 | 3278 |

(Figures upto 1956 have been taken from "Handlooms of India" published by the All India Handloom Board; the figures for 1957 to 1959 are taken from the fifth Report of the All India Handloom Board while figures for 1960 were furnished by the All India Handloom Board).



this recommendation, the Handloom Export Organisation was set up in January 1959 as a Department of the State Trading Corporation of India. The object of the Organisation was to assist the existing exporters to improve the exports. Leading manufacturers and exporters from important centres of weaving in India have been selected to work as business associates of the Organisation. Upto 31-10-1961, 32 business-associates have been enlisted. The samples produced by business associates are exhibited in the foreign countries and the officers of the H. E. O. contact the prospective buyers and book orders on their behalf. The Handloom Export Organisation participated in the Chicago International Trade Fair in July 1959. A delegation of which the General Manager of the Handloom Export Organisation was a member, was sent to the Fair and this delegation booked orders for a variety of cloth which is popularly known as the Bleeding Madras otherwise called 'India Madras'. It is a multi-coloured check pattern cloth woven out of yarn dyed in non-fast colours. On wash, the colours bleed giving a muted effect which has an appeal of its own. This is usually made in pieces of 20 yards length and 42" width. The yarn usually used is 60s X 40s. The fabrics are of standard quality at the following specifications.

| | |
|---|---|
| Picks per inch | 96 |
| Ends per inch | 84 |

In 1930 a demand began for this fabric in the United States. This material was then exported to England and from there it was re-exported to the United States after processing. Later the American importers themselves arranged for direct imports of this fabric from India. The demand grew in U. S. A. and reached the peak level in the latter half of 1959 when in the course of six months fabrics worth more than Rs. 1 crore were exported. This was used for highly fashionable dresses and later for sportwear, beachwear etc. by both men and women. This increase in demand made the American buyers come to Madras to purchase stocks. This resulted in an unprecedented increase in the price of this variety resulting in an appreciable increase in wages. When the stocks were procured and the American buyers left, the demand for the fabrics ceased resulting in accumulation of stocks with manufacturers and traders. As a result of the representation made by persons affected by this, the Government of India permitted the Handloom Export Organisation to buy the accumulated stocks and a quantity of 4,53,498 yards of cloth was purchased by the organisation. To ensure that only quality goods are exported to United States of America, the Government of India have ordered that the export of Bleeding Madras will be permitted only on the production of a certificate from the Cotton Textiles Fund Committee to the effect that the goods desired to be exported conform to the standards prescribed for the purpose. The exports to U.S.A. during the last 4 years are as follows:

STATEMENT XXXVI

Export of Handloom Cloth to U.S.A.

| Year | Quantity in yds. | Value in rupees |
|---|---|---|
| 1957 | 4,78,000 | 10,24,000 |
| 1958 | 6,31,000 | 13,06,000 |
| 1959 | 61,33,000 | 1,69,24,000 |
| 1960 | 20,68,000 | 47,77,000 |
| 1961 (Upto Oct.) | 14,72,000 | 33,32,000 |

(Anual Report of the All India Handloom Board and Textile Commissioner, Bombay.)

Except for the export in 1959, the year in which the Handloom Export Organisation was started, a gradual fall in export has been recorded. The Krogh Mission which visited India in the latter half of 1958 made the following recommendations to expand the export trade with the U. S. A.

i) Fabrics of fancy weave involving multi-shuttle operations only have market possibilities in U. S. A.

ii) Goods conforming to standard specifications only are saleable in U. S. A.

iii) A continuous study of the U. S. market is necessary to evolve new fabric designs.

iv) Sport Wear trade has great possibilities in the U. S. A.

v) Delivery date should be adhered to strictly.

These recommendations have been accepted by the Government of India. Handloom weavers being what they are, the possibilities of a large trade with the U. S. A. seem to be remote unless production of fabrics is taken up in handloom factories under strict supervision. Master weavers employing cooly weavers are in a better position for arranging better standard fabrics.

**Weavers' Service Centre, Madras**

6. A technical wing of the All India Handloom Board functioning under the name of Weavers' Service Centre has been in existence in Madras for more than 4 years now.

It is an organisation devoted to the service of weavers in the handloom iudustry. Help is given to the weavers by supplying new designs for handloom fabrics. Technical assistance is also given in improved and scientific

methods of production. The Centre itself consists of an Artists' Section whose job is to evolve new designs which are not mere imitations of standard patterns. These designs are tried out in the looms of the weaving department by expert weavers and prepared for use by experienced pattern makers. In the dyeing section, the appropriate shades are matched and yarn dyed to a given pattern. Experts frequently visit the weavers' cooperative societies and the dye houses of the weavers and give them the necessary advice.

The Service Centre also offers facilities for giving training to persons sponsored by the Cooperative Societies in various kinds of weaving, in pattern making and in bleaching, dyeing and printing.

**Artists' Section**

About 7000 paper designs have so far been evolved by this section for different types of fabrics such as sarees, bed-sheets, furnishings, dress material, hangings etc. Out of these, about 4000 designs have been distributed to Weavers' Cooperative Societies and about 1500 designs to private parties for purpose of production.

**Weaving Section**

The weaving section has produced about 3000 cloth samples on its looms, The samples produced are such that they cannot be produced by powerlooms. Of the 3000 cloth samples produced, 1500 have been distributed to the Weavers' Cooperative Societies and 500 to private parties. 1300 designs relating to Madras handkerchiefs and about 700 designs relating to other varieties of fabrics were supplied to the Handloom Export Organisation.

Besides feeding a number of societies with free designs a programme of Intensive Development of selected societies in each State was launched in 1960. Six societies from four States were brought under this scheme. During the current year (1962) 10 societies each have been taken up for this work from the Pilot areas of Andhra and Madras States.

The Ammapet, Coimbatore Devanga, and the Koorainad Industrial Societies adopted some of the designs evolved in the Centre.

In the private sector, Messrs Petety Venkiah Chetty & Son of Kancheepuram and Messrs Radha Silk Emporium, Madras have taken advantage of the designs evolved by the Centre.

**Dyeing Section**

The dyeing section has so far evolved about 8000 shades on different types of fibres. 2500 standard shades on 1500 lbs. of yarn of various counts have been supplied to the weaving section for production of new samples. Further 1000 matchings have so far been made on various types of yarn with different classes of dyes.

The Officers of the Dyeing section have conducted a survey of the dye house attached to the various Weavers Cooperative Societies in the Southern region and have given on the spot advice to dyers and for rectifying defects and for adopting correct methods of processing Handloom dyers outside the cooperative fold have also taken advantage of the Service Centre.

The Handloom Export Organisation has derived and continues to derive benefit from the dye laboratory. 500 lbs. of cotton, silk, dacroncotton, tussar and matka yarn have been dyed in the laboratory for Handloom Export Organisation. Cloth to the value of about Rs. 18 lakhs based on the Weavers' Service Centre designs has been exported by this organisation.

Research work is also undertaken on the dyeability of various commercial fibres as well as on special problems on processing. The Centre has for instance evolved a suitable method for dyeing raw silk with reactive dyestuffs.

A shade card for cotton for the use of producers and consumers has been published by the All India Handloom Board. This Shade Card contains technical information on the wet processing of cotton textiles and full details on dyeing of 221 shades illustrated in the shade Card.

Another direction in which the All India Handloom Board is helping the Handloom Industry is to improve the technique of production by the supply of steel reeds varnsihed healds, dobbies, jacquards, take-up motion attachments, pedal looms etc. to weavers cooperative societies.

Starting of cooperative spinning mills to ensure an adequate supply of yarn to the cooperatives and starting of industrial societies for loomless weavers are schemes for which assistance from the Cess Fund is admissible.

As stated in one of the previous paragraphs, the expenditure incurred in Madras under grant for improving the technique of production is 2. 5% of the total expenditure. Further all the appliances supplied to the Cooperative Societies are not put to use. How far the industry has been benefitted by the supply of these improved appliances and the progress made by the Cooperative Spinning Mills and Industrial Societies will be discussed in the following chapter relating to the cooperative sector.

CHAPTER V

# THE COOPERATIVE MOVEMENT VIS-A-VIS HANDLOOM INDUSTRY

A sum of Rs. 10.347 crores was spent from the Cess Fund for the rehabilitation of the handloom industry till 1961. A sum of Rs. 7.548 crores was spent during the Second Plan itself. The expenditure incurred after the formation of the present Madras State is Rs. 5.33 crores. The details of expenditure are given below :

STATEMENT XXXVII

Expenditure incurred by the Madra State out of the cess Fund.

| Period | Grants Rs. | Loans Rs. | Total Rs. |
|---|---|---|---|
| 1. Since inception to 1960-61 | 6,37,94 665 | 3,96,80,412 | 10,34,75,077 |
| 2. Second Plan period | 5,31,19,126 | 2,23,58,570 | 7,54,77,696 |
| 3. For the period from 1957-58 to 1960-61 | 4,11,48,404 | 1,21,75,334 | 5,33,23,738 |

It is the policy of the Union and State Government to encourage the Cooperative movement and route all items of aid through it. This policy has been followed in handlooms also. As an ideal, cooperation is a movement of the people intended to benefit them and no better agency can be thought of than the cooperative to develop a vital industry like handloom. We propose to examine in detail the role played by cooperative Movement in the development of handlooms and we will be basing our study on the annual returns of the All India Handloom Board, the Administration Reports of the cooperative Department and data furnished by the Registrar of Cooperative Societies and the Madras State Handloom Weavers' Cooperative Society Limited. We have also in the course of our survey studied the working of the following Cooperative Organizations :

i) 46 Primary Weavers' Cooperative Societies ;
ii) 6 Industrial Cooperatives ;
iii) 3 Collective Weaving Centres ;
iv) 1 Pattern weaving factory ;
v) Yarn and Cloth Processing Centre, Erode ;
vi) 32-Spindle Domestic Spinning Unit ; and
vii) The South India Cooperative Spinning Mills, Pettai, Tirunelveli.

It is not our intention to criticise the working of the movement but to highlight those features which will help us in understanding the problem of handlooms.

2. The Cooperative Movement was started primarily to relieve rural indebtedness. However, the first Cooperative Society for Weavers in Madras was established in Kanchipuram in 1905. More Cooperative Societies were later established. The working of these Societies, however, for a long time was found to be utterly unsatisfactory. In the compendium on history of handloom industry in Madras, Sri B. S. Baliga has remarked as follows :

"The Conjeevaram Weavers' Cooperative Society consisted of only such persons as were actually engaged in weaving and who were not dependent upon master weavers or sowcars for the supply of cash loans or the supply of yarn. Thus the bigger men whose interests were not identical with those of the smaller men were eliminated. If the bigger men were eliminated, the smaller men could not be expected to run the Society. So the help of three gentlemen who were not weavers but who knew something of weaving and who sympathised with the lot of weavers was sought and they joined the Society making their entire property liable for the debts of the Society.

The Plan was that the Society should supply yarn to the members and also give a small cash advance to meet petty expenditure connected with weaving and take back the finished products. The weavers took the yarn home, wove it into cloth and brought it back to the Society. The Society prescribed the kind of cloth to be woven. The yarn supplied was priced at a rate slightly higher than the cost price and the cloth woven was bought at a specified price the difference being paid as the wages of the weaver. The prices fixed both for yarn and cloth depended upon market rates. The society worked on this plan for some time, the neccssary working capital having been furnished by members in the shape of share capital and supplemented by a loan from the Madras Central Urban Bank. The Society was, however, soon faced with the difficulty of finding a market for the cloth woven. The whole quantity could not be sold locally, although the weavers wove the same kind of cloth which they were weaving before

the advent of the Society and although the quality of the cloth was acknowledged to be better. The finished products accumulated from time to time, were disposed of in Madras by hawking them in Mylapore, Triplicane and Egmore.

It was, however, soon found that the members could not be entirely depended upon for the quality of cloth that they wove. They wove loosely in some parts and the cloths were not of the given standard. It was also found that some members did not bring back their finished products but either sold the yarn to others or sold the finished products in the market. Later on these were found to work for master weavers and merchants. The number of defaulters increased with the result that the Society had not enough money to carry on its work with the regular members, the working capital having been locked up with the defaulters several of whom had to be proceeded against in the Civil Court. Various attempts were then made to raise the working capital. Non-weavers were induced to join as members and some money was also raised by issue of debenture bonds to sympathisers.

The original plan of asking the weaver to work in his home having failed to a large extent, the Society had to adopt a different method to ensure the return of the finished products. The Society now put up a factory, installed some fly shuttle looms and made the unreliable members to work in this factory. It, however, allowed the reliable members to work in their own homes.

This system, for a time, worked well; but difficulties of selling their products continued. A liberal discount was given to those who bought the right type of goods worth more than a specified value. In the menwhile work of the people in the factory was becoming irregular. No man would work for any reasonable period in a month and as a consequence, his outturn became poor. Several inducements were adopted to make their attendance regular. Bonuses were given, in addition to wages, to members who wove more than a specified quantity and who attended more than a specified number of days in a month. Even these inducements failed in their effect. The number of workers in the factory fell. Moreover, fluctuations in yarn prices affected the society very often.

It was thought that a comparatively big society which would be able to deal directly with the mills for yarn or the wholesale dealers could withstand the market fluctuations better and sell the yarn to the weavers at a cheaper rate than the local retail dealer. With this end in view, a new Society was registered in Conjeevaram where there were a number of weavers' societies. These Societies as well as a number of big and small weavers took shares in the new society and the work was carried on for a time with some success. A few days after the Society made a big purchase, (yarn) there was a fall in the prices and about this time the local dealers began to undersell the Society with the result that the members deserted the Society at the critical period. There was also mismanagement of the Society. Hence the Society failed and had to be wound up."

3. By 1927-28, 63 such Societies were established but most of them worked at a loss. By 1933-34, the number of weavers' Cooperative Societies got reduced to 29 of which 15 were dormant. The assistance given by the Government of India for the development of handloom industry was utilised to start the Handloom Weavers Provincial Cooperative Society Limited in 1933-34. It was then thought that this Society would act as a Central agency for the working of the Weavers' Societies in Madras State. The acute shortage of cloth created by war conditions gave a temporary prosperity to the Societies. But it faced a serious crisis in 1952 to which we have referred earlier. The All India Handloom Board, however, decided to give substantial assistance to Weavers Cooperative Societies. This resulted in an increase in the number of Societies and the quantity of cloth produced by them which will be illustrated in Statement XXXVIII.

Every endeavour was made to encourage the weaver in joining the Society. The weaver who joined the existing Society was advanced Rs. 25/- as loan towards share capital while the weaver joining the new Cooperative Society was given Rs. 21.87. In the present Madras State, a sum of Rs. 16,55,507 was advanced to weavers as share capital for the period 1957-58 to 1960-61. The following statement will indicate the progress :—

STATEMENT XXXIX.

**Enrolment of looms in the co-operatives.**

| Year | Expenditure incurred towards share capital of weavers Rs. nP. | Number of looms at the end of the year | Actual increase in the No. of looms in the year | Increase in the looms to be reached with reference to expenditure (@ Rs. 25/- per loom approximately) | Difference (+) or (—) |
|---|---|---|---|---|---|
| 1957-58 | 5 80.923.00 | 1,85,121 | 791 | 23,237 | — 22,446 |
| 1958-59 | 2,68,413.25 | 2,02,000 | 16.879 | 10 736 | + 6,143 |
| 1959-60 | 3,21,555.83 | 2,10,865 | 8,865 | 12 860 | — 3,995 |
| 1960-61 | 4,84,615.48 | 2 12,128 | 1,263 | 19,384 | — 18,121 |
| | | | | 66,217 | |

(No. of looms in all weavers co-operative societies on 30-6-57 was 1,84,330)



STATEMENT XXXVIII

**Progress made by the Co-operative sector**

| YEAR | Number of weavers Co-operative societies at the end of the year | No. of looms in the Co-operative at the end of the year | Average No. of looms in the cooperative societies during the year (half of No. of looms at the beginning & end of the year) | Value of cloth produced in the year (lakhs of rupees) in weavers co-operative societies | Wages paid in the year (lakhs of rupees) | AVERAGE Value of goods produced per loom per mensem (rupees) Rs. nP. | AVERAGE Wages earned per loom per mensem Rs. nP. | REMARKS |
|---|---|---|---|---|---|---|---|---|
| 1951-52 | 1,161 | 2,12,748 | 1,94,438 | 840.62 | 319.71 | 36 03 | 13.71 | (Andhra State |
| 1952-53 | 1,191 | 2,11 807 | 2,12,278 | 401.33 | 116.48 | 15.76 | 4.57 | was formed on 1.10.53) |
| 1953-54 | 666 | 1,13,962 | 1,13,962 | 202.92 | 64.34 | 14.85 | 4.71 | |
| 1954-55 | 785 | 1,34 432 | 1,24,197 | 356.58 | 117.53 | 23.94 | 7.90 | |
| 1955-56 | 842 | 1,57,043 | 1,45,738 | 646.70 | 137 88 | 36.98 | 7.90 | |
| 1956-57 | 931 | 1,84,330 | 1,70,687 | 889.13 | 260 57 | 43.41 | 12.70 | (States Reorganization on 1st Nov. 56) |
| 1957-58 | 981 | 1,85 121 | 1,84,726 | 938.00 | 291.33 | 42.33 | 9.98 | |
| 1958-59 | 1,008 | 2,02,000 | 1,93,526 | 1,118.53 | 298.50 | 48.12 | 12.90 | |
| 1959-60 | 1,049 | 2,10,865 | 2,06,432 | 919.59 | 244.65 | 40.28 | 9.90 | |
| 1960-61 | 1 064 | 2,12,128 | 2,11,497 | 989.38* | 275.04 | 39 00 | 10.83 | |

* Excludes the production of 2.18 million yards by the Madras State Handloom Weavers Cooperative Society Limited

On the basis of expenditure. 66,000 looms should have been brought within the cooperative sector. Actually, it resulted in an increase of 27,798 looms only. It shows that during this period 38,000 looms have left the Co-operatives and an expenditure of Rs. 16.56 lakhs has been incurred in Madras State to attract 28,000 looms to the Cooperative fold.

4. The total production of handloom cloth in Weavers Cooperative Societies was 95.71 million yards in 1960-61. This does not include 2.18 million yards produced in the Collective Weaving Centres of the Madras State Handloom Weavers' Cooperative Society Limited. The average daily output of a fly shuttle loom - which normally is the loom used for cotton fabrics—is 6 yards according to the Karve Committee. The output is 7 yards per day of 9 hours according to Fact Finding Committee, and 4 to 8 yards a day according to Textile Enquiry Committee. The average potential capacity is 1390 yards per loom per annum. If we assume a minimum of 200 working days a year and if we assume that the average output of cloth is 6 yards a day, the total production in the cooperative sector should exceed 250 million yards every year. The actual production represents the output of 80,000 looms.

Based on the production of handloom cloth in 26 selected focal centres, the Director of Statistics has estimated the total production of handloom cloth in the State in 1960-61 at 545.96 million yards. Weavers' Cooperatives contributed 17.5% of the total production. The following statement shows the total production of handloom cloth in Weavers' Societies for 1957-58 to 1960-61.

STATEMENT XL

**Average Production per loom in the Co-operative Sector.**

| YEAR | Total production of handloom cloth in all Weavers' Societies (Lakhs of yards) | Average number of looms in the year | Average production per loom per annum (yards) |
|---|---|---|---|
| 1957-58 | 1295.50 | 1,84,726 | 701.3 |
| 1958-59 | 1323.30 | 1,93,526 | 683.8 |
| 1959-60 | 1044.00 | 2,06,432 | 505.7 |
| 1960 61 | 957.07 | 2,11,497 | 452.5 |

The average production per loom per annum has a tendency to fall in spite of large expenditure incurred

from Cess Fund for the rehabilitation of the industry. The quantity of handloom cloth produced in 1960-61 districtwise is shown below:

STATEMENT XLI

Proportion of average Production per loom by the co-operatives, to normal Production.

| Name of the District | Number of looms on 30-6-61 in the cooperative sector | Quantity of handloom cloth produced in (1960-61) yards | Average production per loom per annum (yards) | Taking 1200 yards as full production per loom per annum percentage of actual production to 1200 | Remarks |
|---|---|---|---|---|---|
| 1 | 2 | 3 | 4 | 5 | 6 |
| 1 Madras | 2,092 | 3,00,642 | 143.7 | 11,98 | |
| 2 Chingleput | 19,159 | 30,81,539 | 160.8 | 13.40 | |
| 3 North Arcot | 17,066 | 29,09,441 | 170.5 | 14.20 | |
| 4 South Arcot | 13,330 | 39,97,191 | 299.9 | 25.00 | |
| 5 Salem | 46,100 | 252,64,291 | 548.0 | 45.67 | |
| 6 Coimbatore | 28,481 | 142,97.750 | 502.0 | 41.83 | |
| 7 Madurai | 19,069 | 83,70,303 | 438.9 | 36.58 | |
| 8 Tiruchirapalli | 9,084 | 43,03,922 | 473.8 | 39.49 | |
| 9 Tanjore | 4413 | 9,83,787 | 222.9 | 12.58 | |
| 10 Ramanathapuram | 21,003 | 123,99,576 | 590.37 | 49.20 | |
| 11 Tirunelveli | 21,628 | 142,17,138 | 657.3 | 54.78 | |
| 12 Kanyakumari* (Nagercoil) | 10,703 | 55,81,781 | 521.5 | 43.46 | |
| Total | 2,12,128 | 957,07,352 | | | |
| | | State Average: | 451.2 | 37.60 | |

(Figures furnished by the Registrar of Cooperative Societies)

If we assume that the production of handloom cloth will depend on the number of active looms, it will be seen that the percentage of active looms is less than 15 in the districts of Madras, Chingleput and North Arcot while in South Arcot and Tanjore it is not more than 25%. A large proportion of inactive looms is found in the cooperative sector. The supply of yarn is another problem. A quantity of 11,000 bales of yarn (1 bale is equal to 400 lbs) will be needed every month to feed the handlooms in the cooperative sector. This is worked out on the basis that a handloom can produce 1200 yards per annum (1 lb. of yarn = 4.5 yards of cloth).

5. To meet the demand of cooperatives, the Cess Fund has financed the establishment of Cooperative Spinning Mills. Three Cooperative Spinning Mills have been started in Madras State of which the South



India Cooperative Spinning Mills Limited Pettai, Tirunelveli has already started production. It was registered on 30-5-52 and began its production on 14-7-58. It has a share capital of Rs. 49,98,600 made up as follows:

| | |
|---|---|
| Shares taken by primary weavers cooperative societies | Rs. 17,31,100 |
| Shares taken by the Madras State Handloom Weavers Cooperative Society | Rs. 15,90,000 |
| Shares taken by the Government of Madras | Rs. 16,77,500 |

(The shares taken by the Madras Government were covered by a loan from the Cess Fund)

Of the 16,000 spindles in the Mills, 10,000 are engaged in the production of 20s and 6,000 in 40s. It uses Karunganni and Cambodia cotton for 20s and American imported Cotton of staple length 1" for 40s. Instead of American cotton, superior Cambodia Cotton of staple length 1" is sometimes used. The monthy yarn production of the Mills is 650 bales-130 bales of 40s and 520 bales of 20s. This is distributed to primary weavers' cooperative Societies through the Madras State Handloom Weavers' Cooperative Society. If all the three mills start producing, the output of yarn in the Cooperative Sector will be 2,000 bales which will meet 20% requirements of the Cooperative Societies. A proposal is under the consideration of the Madras Government to establish a Cooperative Spinning mill in each district. By this, it will be possible to meet the yarn requirements of the Cooperatives in full.

6. Another suggestion to meet the yarn demand is the establishment of 32-spindle Domestic Spinning Unit. In 1955, the possibility of improving the Ambar Charka and producing it on a mass scale was taken up by the Madras State Khadi and Village Industries Board in colloboration with Sri D. Balasundaram of Textool Company, Coimbatore. After some research, a 16-spindle domestic spinning unit was evolved. It can be worked by hand or power. The working of the Unit was demonstrated before the National Development Council at Delhi in the presence of the Prime Minister and the members of the Planning Commission.

A pilot scheme for the introduction of these units in rural areas was launched by the Madras Government in 1957. As experience showed that continuous operation of the unit by hand was difficult, the power-operated units were taken up for experiment. The working of the Unit showed that 2 Persons in a family i.e. an adult assisted by a boy or girl would be able to earn about





Rs. 2.50 per day. As a further step, the 32-spindle unit was evolved by combining the two units of 16-spindles. This unit is worked by two motors of one H.P. each. A person capable of average ability including teen-agers could be trained in 4 to 6 weeks. The cost of a complete unit with a cotton opener, lap-former, carding engine, drawing and cross-winding frame, 32-spindles spinning frame and reeling frame came to Rs. 2,500/-. 13 such units were manufactured and given to Weavers' Societies at Tiruchengode and Kavandapadi at the rate of 6 and 7 respectively. But all these units were never active. They were given to members for working. The Societies purchased cotton at the prevailing market rate and gave it to members for conversion. They were paid the difference between the cost of yarn deliverd by them and the price of cotton supplied to them. As the Societies could not always purchase cotton at the most favourable price, the margin of profit for the weavers was not adequate. This meant that all the 13 units could never be worked. The scheme was later modified in Tiruchengode where coolies were employed to work three units and were paid wages at the rate of 0.30 nP. per hank. As the weekly production per unit was 900 hanks, each worker earned 2.25 np. daily. The weavers are unwilling to take up the unit as it involved continuous hard work of 8 hours. They are generally accustomed to work on the looms whenever they choose. Though the Unit has great potentiality, its practical utility has yet to be demonstrated in the field.

The Handloom Industry is expected to produce 2800 million yards of cloth in the Third Five Year Plan. To achieve this target, it is necessary to make available to this industry adequate quantity of yarn. One method is the establishment of new Spinning Mills which will take time. The installation of 32-spindle domestic spinning Units each producing 10 lbs. of yarn in 8 hours will give sufficient yarn for handloom industry. We discuss below the theoretical aspects.

It has also great employment potential. A Cooperative Spinning Mill needs a capital of Rs. 50 lakhs. With Rs. 10 lakhs investment in installation, 400 units can be put into commission which will yield 3,000 bales of yarn per annum. These units can be installed in the housing colonies of weavers built out of assistance from Cess Fund, which will give employment to 800 persons. The South India Cooperative Spinning Mills with a share capital of Rs. 50 lakhs employs 600 workers for two shifts. The employment potential of the 32-spindle unit is much more than that of the organised Mill Industry. It is not likely that the Khadi and Village Industries Commission will approve the introduction of the unit on a large scale. Textile mills will consider it a competitor to its normal activity. The Khadi and Village Industries Commission has no doubt permitted the use of power in certain village industries. like Palmgur, Fibre and crushing of non-edible oil seeds industries. The use of power in carding of different fibres has also been permitted. According to the Commission, "power can be used in cases where in carrying on a particular operation, there is entailed excessive physical strain or labour or there is disproportionate expenditure of time and energy." The 32-spindle unit is a combination of two units of 16-spindles which were originally designed to be operated by hand or power. Normally, the Khadi Commission could have no objection to the large-scale introduction of 32-spindle units.

The economics of production of a 32-spindles are indicated below:

| | |
|---|---|
| | 32 spindles space required 15'x9' |
| I. CAPITAL OUTLAY | Rs. 2,500-00 |
| II. **Cost of Production:** | |
| 1. Rated capacity of the unit per day of 8 hours | 10 lbs. or 200 hanks |
| 2. No. of workers required | 2 adults |
| 3. Quantity of cotton required for the production of the rated capacity allowing for wastage @ 14% | 11 lbs. 10 oz. |
| Cost of the above at the current market rate of K-5 cotton lint at Rs. 1,050/-per candi or 1-34 per lb. (This rate is variable) | Rs. 15.23 |
| 4. Cost of electric energy at 9nP. per unit (10 units) | Rs. 0.90 |
| 5. Cost of lubricants per day (mobil oil, spindle oil and grease) | Rs. 0.23 |
| 6. Cost of replacements like belts and tape & rope | Rs. 0.16 |
| 7. Depreciation at 7½% per annum | Rs. 0.51 |
| 8. Total cost of production | Rs, 17.03 |

III. 1. Value of finished product at current market rate of 20s yarn at Rs. 22/- per bundle of 10 lbs. Rs. 22.00

2. Value of waste cotton and yarn at 9 nP. per lb. Rs. 0.14

Rs. 22.14

IV. Difference between the cost of production and the value of the finished product i.e. the net income for the two workers per day. Rs. 5.11

REMARKS: If cotton is purchased at the ceiling rates, the net income will increase by Rs. 2.37

(Data collected in July 1961)

7. The Cess Fund has advanced loans to weavers Cooperative Societies towards its working Capital.

From 1-4-57 onwards, the Reserve Bank of India has taken up this responsiblility. A loan of Rs. 300/- is advanced for each loom by the Reserve Bank of India. The Cooperative Societies also utilise their share capital and uninvested reserve fund as working capital. In the year 1958-59 when the average working capital of weavers societies was Rs. 415.43 lakhs production reached the highest point of Rs. 1,118.53 lakhs. If we assume that Rs. 300/- will be sufficient as the working capital for a loom, this would mean that 1,40,000 looms should have been active. But the production is equivalent only to what can be expected from 80,000 looms. It can, therefore, be inferred that a working capital of Rs. 300/- per loom is hardly adequate. Recognising this fact, the Government of India have now agreed to advance Rs. 500/- per loom. The working capital needed for 2 lakhs of looms is Rs. 10 crores which has to be found from advances from the Reserve Bank of India, from the resources of the Cooperative Central Bank and from the funds of the Weavers' Cooperative Societies. In 1960-61, the Reserve Bank of India fixed a credit limit of Rs. 117.59 lakhs. Actually, the Central Banks drew only 93.62 lakhs. It is necessary to provide adequate finance so that the functioning of the Cooperative Sector can be stabilised.

EARNINGS (1960-61)

STATEMENT XLII

Average monthly income per loom.

| District | Number of looms | Wages paid Rs. | Wages paid per loom per annum Rs. | Wages paid per loom per mensem Rs. |
|---|---|---|---|---|
| 1 Madras | 2,092 | 2,18,624 | 104.50 | 8.71 |
| 2 Chingleput | 19,159 | 9,01,583 | 47.06 | 3.92 |
| 3 North Arcot | 17,066 | 4,03,065 | 23.62 | 1.97 |
| 4 South Arcot | 13,330 | 19,52,267 | 146.46 | 12.21 |
| 5 Salem | 46,100 | 77,64,675 | 168.43 | 14.04 |
| 6 Coimbatore | 28,481 | 34 66,308 | 121.70 | 10.14 |
| 7 Madurai | 19,069 | 29,78,021 | 156.17 | 13.01 |
| 8 Trichirapalli | 9,084 | 16,93,395 | 186.42 | 15.54 |
| 9 Tanjore | 4,413 | 6,42,923 | 145.70 | 12.14 |
| 10 Ramanathapuram | 21,003 | 42,40,725 | 201.95 | 16.83 |
| 11 Tirunelveli | 21,628 | 20,86,492 | 96.47 | 8.04 |
| 12 Kanyakumari | 10,703 | 10,55,535 | 98.62 | 8.22 |
| Total | 2,12,128 | 2,74,03,613 | | |

The above statement shows the monthly earnings of each loom in the Cooperative Sector in 1960-61. The earning is less than Rs. 10/- per loom in Madras, Chingleput, North Arcot, Tirunelveli and Kanyakumari. It is only Rs. 1.97 in North Arcot. These figures show that the majority of the looms found in the Cooperative Sector in these districts are not functioning efficiently or are disloyal to the Cooperative movement.

8. The major problem facing the Cooperatives is marketing. One object of the Apex Weavers' Society is to arrange for the marketing of fabrics produced by Weavers' Cooperatives. Actually the percentage of production handled by the Apex Society is less than 25%. It has 296 sales emporia and depots as on 31-3-61; of these, 231 were in Madras State and 65 outside the State. The following figures indicate the sales of handloom cloth for the past 4 years:

STATEMENT XLIII

Sale of handloom cloth of Primary Societies through the Apex Society.

| Year | Total Sales by weavers Co-operatives (lakhs of rupees) | Of the total sales value of goods sold through the Apex Society (Lakhs of Rs) | Percentage of goods sold through the Apex Society to total sales |
|---|---|---|---|
| 1957-58 | 1098.28 | 151.23 | 13.8 |
| 1958-59 | 1072.64 | 164.10 | 15.3 |
| 1959-60 | 997.68 | 106.55 | 10.6 |
| 1960-61 | 983.88 | 233.17 | 23.7 |



No doubt there is definite improvement in the quantity of cloth handled by the above Society. The Madras State Handloom Weavers' Cooperative Society as the Apex Society for Weavers' Cooperatives in Madras State was established in 1935. Its objects were to arrange for the supply of yarn and other raw materials required by the Societies and to arrange for the sale of cloth produced by them. Its existence was not known till the Second World War. With the introduction of controls, it got an allotment of 5500 bales of yarn every month for distribution to its primary cooperatives. It thus performed the function of an Apex Society for the supply of yarn to the Cooperatives during the war period. With the lifting of controls in 1953, it made arrangements to procure yarn from mills and supplied them to Weavers' Cooperatives. In the years 1950-51 and 1951-52, it supplied 53,852 and 48,827 bales of yarn to the Societies. After decontrol, the supplies made are given in Statement XLIV.

STATEMENT XLIV

Yarn Transaction by the Apex Society.

| Year | Quantity of yarn handled by the State Society |
|---|---|
| 1953-54 | 9,689 Bales |
| 1954-55 | 10,745 ,, |
| 1955-56 | 10,671 ,, |
| 1956-57 | 11,681 ,, |
| 1957-58 | 12,807 ,, |
| 1958-59 | 18,034 ,, |
| 1959-60 | 19,269 ,, |
| 1960-61 | 22,318 ,, |

It has recorded an appreciable fall in the quantity of yarn supplied when compared with the period of control though from 53-61 some improvement has been noticed.

The production of handloom cloth in the cooperative Sector in 1960-61 is 95.71 million yards for which 53,205 bales of yarn are needed. Actually, the Apex Society supplied only 22,318 bales i.e. 40% of the total demand. The following statement gives the value of goods and the number of Weavers' Societies from which goods were procured :-

STATEMENT XLV

Procurement of handloom cloth by the Apex Society.

| Year | Number of Societies from which goods were procured | Value of goods procured from Societies as furnished in the Departmental Administration Report (Lakhs of rupees) | Number of Sales Depots | Sales effected by the Apex Society (Lakhs of Rs.) | Remarks |
|---|---|---|---|---|---|
| 1951-52 | ... | 122.25 | 123 | 86.00 | The figures under sales include the goods received by transfer from the yarn and cloth processing Centre, Erode and from the Collective weaving centres of the Apex Society, the approximate value of which is about Rs. 25 akhs at present. |
| 1952-53 | ... | 93,52 | 124 | 103.33 | |
| 1953-54 | ... | 72.15 | 1 4 | 64.12 | |
| 1954-55 | ... | 82.06 | 124 | 107.90 | |
| 1955-56 | ... | 112.06 | 304 | 140.16 | |
| 1956-57 | 444 | 137·79 | 294 | 164.14 | |
| 1957-58 | 509 | 151.23 | 285 | 191.94 | |
| 1958-59 | 543 | 164.10 | 297 | 194.40 | |
| 1959-60 | 492 | 106.55 | 295 | 210.20 | |
| 1960-61 | 594 | 233.17 | 290 | 270.20 | |

In 1960,-61 the Apex Society procured goods from 594 Societies out of 1064. This meant that 470 Societies did not get any direct benefit from the Apex Society. The average sales in the units of the Society is a little over 20% as shown in the following statement. The average percentage for 4 years is 20.7.

STATEMENT XLVI

Sale of handloom cloth effected by the Apex Society.

| Year | Total sales n the year (Rs. lakhs) | Average value of stocks in all sales units. (Rs. in lakhs) | Average sales per mensem (Rs. in lakhs) | Percentage of average monthly sales to average stock |
|---|---|---|---|---|
| 1957-58 | 191.94 | 66.02 | 16.00 | 24.2 |
| 1958-59 | 194.40 | 80.55 | 16.20 | 20.2 |
| 1959-60 | 210.20 | 100.88 | 17.62 | 17.5 |
| 1960-61 | 270.22 | 107.87 | 22.52 | 20.9 |

The procurement of goods by the State Society varies from area to area as shown in statement XLVII.

An analysis of the above figures shows that sales through the Apex Society exceed 50% of production in the area comprising the jurisdiction of the Deputy Registrars, Madurai and Trichy North; are between 25 to 50% in the areas of Madras, Vellore (N), Dharmapuri, Coimbatore, Dindigul, Trichy (S), Tuticorin and Kanyakumari; are below 25% but above 10% in the areas of Chingleput, Vellore (S), Cuddalore, Tirukoilur, Salem, Tanjore, Mannargudi, Thiruvarur, Sivaganga, and Tirunelveli; are below 10% in Erode, Kumbakonam and Ramanathapuram. The Society did not procure any goods from Tiruvellore area.

### 9. The Yarn and Cloth Processing Centre, Erode

Certain varieties of handloom cloth viz., dhoties, shirtings, coatings etc. require processing and finishing so that they can compete with mill cloth. A Calendering and Finishing plant was installed in Madras in October 1939 by the Madras State Handloom Weavers' Cooperative Society. As the Societies in and around Madras did not produce sufficient cloth to feed the plant, the venture was a failure and the plant was sold in 1940.

A Calendering and Finishing plant was, however, started in Erode. This was made possible by the assistance given by the Cess Fund. Erode was chosen for two reasons. There was adequate quantity of water and handloom cloth was produced in large quantities, by weavers' Cooperative Societies in that area. This plant is known as Yarn and Cloth Processing Centre. The capital cost of the plant is Rs. 8.92 lakhs of which the Government have given a subsidy of Rs. 4.11 lakhs. The major items of capital expenditure are as follows :-

| | | | |
|---|---|---|---|
| a) | Site | 0.37 | lakhs |
| b) | Buildings, Office, Godown, Stores, Factory etc. | 2.39 | ,, |
| c) | Machinery and boiler including cost of erection | 6.16 | ,, |
| | Total | 8.92 | lakhs |

STATEMENT XLVII

Value of handloom cloth sold by Primary co-operatives in each Dy. Registrar's circle.

| Sl. No. | Names of Circles of Dy. Registrars of Co-operative Societies. | Value of goods sold by the Weavers' Societies in 60-61. | Of the total sales, value of goods sold through the Apex Society | Percentage of goods sold through Apex Society to total sales |
|---|---|---|---|---|
| 1 | 2 | 3 | 4 | 5 |
| | | Rs. | Rs. | |
| 1 | Madras | 5,51,725 | 2,14,026 | 38.79 |
| 2 | Chingleput | 38,30 108 | 9,37,335 | 23,47 |
| 3 | Trivellore | 7,97,505 | ... | nil |
| 4 | Vellore (N) | 22,35,487 | 6,52,103 | 29.17 |
| 5 | Vellore (S) | 7,34,264 | 1,78,244 | 24.28 |
| 6 | Cuddalore | 33,09,924 | 6,40,108 | 19.34 |
| 7 | Tirukovilur | 10,00,760 | 1,09,387 | 10.93 |
| 8 | Salem | 2,34,03,789 | 43 93,584 | 18.77 |
| 9 | Dharmapuri | 36,21,412 | 12,42,944 | 34.32 |
| 10 | Erode | 99,41,819 | 2,46,698 | 2.48 |
| 11 | Coimbatore | 21,99,500 | 10,85,737 | 49.36 |
| 12 | Dindigul | 23,56,162 | 10,68,252 | 45.34 |
| 13 | Madurai | 74,37,095 | 40,93,835 | 55.05 |
| 14 | Tiruchirapalli (N) | 41,20,130 | 27,24,581 | 66.13 |
| 15 | Tiruchirapalli (S) | 18,59,987 | 6,79,476 | 36.53 |
| 16 | Tanjore | 2,57,624 | 36,746 | 14.26 |
| 17 | Kumbakonam (including Mayuram) | 15,21,314 | 1,01,513 | 6.67 |
| 18 | Mannargudi | 1,66,731 | 24,008 | 14.40 |
| 19 | Tiruvarur | 1,50,655 | 20,964 | 13.92 |
| 20 | Pattukottai | ... | ... | Information nil |
| 21 | Ramanathapuram at Madurai | 95,09,683 | 3,35,790 | 3.53 |
| 22 | Sivaganga | 15,55,404 | 3,77,445 | 24.27 |
| 23 | Tirunelveli | 79,19,409 | 12,75,408 | 16.10 |
| 24 | Tuticorin | 40,05,032 | 12,37,500 | 30.90 |
| 25 | Nagercoil | 59,02,268 | 16,40,992 | 27.80 |
| | | 9,83,87 787 | 2,33,16,676 | 23.70 |

Figures furnished by the officers of the co-operative Department.



The plant consists of a bleaching unit, a five bowl finishing calender, felt calender, boiler, 40 feet stenter pressure, folding machine, stamping machine, etc. The five bowl calender is intended for processing coarse and medium cloth and the felt calender is used for fine and superfine cloth. The capacity of each of them is one ton each. One ton will cover 8,000 yards in 20s, 10,000 yards in 40s or 16,000 yards in 60s and 80s. The average capacity of the plant for one shift is 20,000 yards. i. e., 10,000 yards for bowl calender and 10,000 yards for felt calender and the annual capacity is 60,00,000 of yards. The bleaching capacity of the plant is 600 pounds of yarn for a shift of 8 hours or 1,80,000 lbs. per annum. A dye factory with a capacity of 60 bales per mensem was later added as an adjunct to the plant at a cost of Rs. 45,268. (A subsidy of Rs. 38,875 was made available by the Government). The factory began its production on 10-9-56. The progress of the plant is indicated below :

STATEMENT XLVIII

Quantity of cloth and yarn processed by the Apex Society.

**I. Processing of Cloth**

| Year | Yardage of cloth processed |
|---|---|
| 1957-58 | 22.92 lakhs of yards |
| 1958-59 | 31.57 do |
| 1959-60 | 45.24 do |
| 1960-61 | 29.22 do |

**II. Bleaching of yarn**

(Capacity of the plant 1,80,000 lbs. per annum for one shift)

| Year | Quantity of yarn bleached (in lbs) | Remarks |
|---|---|---|
| 1958-59 | 1,27,810 | The quantity bleached is not enough even for one shift. |
| 1959-60 | 95,540 | |
| 1960-61 | 1,00,720 | |

**III. Dye Factory**

The daily capacity is

i) 1,000 lbs. of yarn and

ii) 6,000 yards of cloth (i.e. 3 lakhs lbs. of yarn and 18 lakhs of yards of cloth per annum)

| | 1959-60 | 1960-61 | Remarks |
|---|---|---|---|
| Yarn | 72,555 lbs. | 78,995 lbs. | Compared with the capacity, the out-turn is negligible. |
| Cloth | 86,256 yards | 75,272 yards. | |

The production of handloom cloth in the Erode area in 1960-61 was 98,40,038 yards the value of which was Rs. 97,45,615. The sales in the year were Rs. 99,41,819 of which the value of goods sold through the State Handloom Weavers Cooperative Society was only Rs. 2,46,698. It would appear that the Societies have not utilised the plant. Actually, merchants have utilised the plant to a greater extent than the Societies as shown below :

(Average quantity of goods processed per mensem)

STATEMENT XLIX

Handloom cloth Calendered in the yarn & cloth processing centre, Erode.

| Year | Goods of the State Society (produced in collective weaving centres and procured outright from Societies (yards) | Merchants' goods (Yards) | Primary Societies Goods (yards) |
|---|---|---|---|
| 1960-61 | 1,59,831 | 68,662 | 20,394 |
| 1961-62 (for 9 months) | 2,00,634 | 1,06,555 | 41,220 |

The balance sheets of the Yarn and Cloth Processing Centre as on 30-6-59, 30-6-60 and 30-6-61 disclose the following :

| | | |
|---|---|---|
| Net Profit for 1958-59 | Rs. 13,358.89 | ( + ) |
| Net Loss for 1959-60 | ,, 1,152.61 | ( — ) |
| Net Loss for 1960-61 | ,, 17,715.12 | ( — ) |

The plant is working at a loss. It is the view held that with proper management, it will be possible to work it on a profit.

### 10. Industrial Cooperative Factories For Weavers

The idea of starting Industrial cooperative Factories for Weavers was based on the conditions prevailing in Malabar District in which weavers work in handloom factories owned by capitalists. The weavers had no looms of their own. They were skilled artisans without any equipment. Sometimes the factories would be closed and weavers thrown out of employment. Therefore, a scheme was sanctioned to set up handloom factories on an experimental basis. The general principles adopted by the All India Handloom Board was to provide assistance to factories which converted themselves into Cooperative Societies or industrial cooperatives where the ownership of looms was transferred to weavers. Originally, no proposal for the formation of a new factory was entertained; but later, formation of new industrial cooperatives was also

permitted. Industrial cooperatives have been set up in the States of Bihar, Bombay, Kerala, Madras and Pondicherry. Of the 26 societies functioning on 31-3-60, 13 were found in Madras State. The working group (Study team) for the handloom industry appointed by the Government of India was not, however, in favour of expansion of industrial cooperative factories and had suggested that there should be no more expansion in the number of looms in the industry. (page 7, Fifth Report of the All India Handloom Board). Mr. T. T. Krishnamachari, the then Minister for Commerce and Industry, in his speech delivered at the Third Meeting of the All India Handloom Board held in Bombay on 16th June 1954 has observed as follows :—

> "I would like you to exercise your mind on one aspect ; Should we allow inroads into this industry unlimited and unchecked ? If you succeed here in providing a decent wage to the handloom weaver, you will find more people coming into the industry. They may not be traditional weavers and traditional skill may not be there. For an intelligent man, it is not very difficult to become a handloom weaver in the course of 3 or 4 months. Are you going to allow it or not ? If you are not going to allow it, you have got to register the looms and say that the new entrants should come in with the permission of handloom authority ".

He was of the view that a limit to inroads into the industry should be fixed, The recommendation of the working group (study team) not to allow the expansion of industrial cooperatives was, therefore, more in accordance with the view of the Minister.

Handloom factories are given an advance of Rs. 400 per loom as working capital. This is given directly from the Cess Fund. Cooperative banks are at the same time reluctant to sanction loans in full to the ordinary weavers cooperatives. The result is that the monthly income of a worker in a factory is Rs. 75 per mensem as against Rs. 30 to 40 in Weavers Cooperative Societies. The working of some of the industrial weavers cooperatives studied by the Census Organisation will be discussed later.

**11. Housing Colonies :**

Assistance is also given from the Cess Fund for the construction of housing colonies by weavers' Cooperative Societies. The cost of constuction of each house including the cost of land is Rs. 3,600 of which 2/3s is given as a loan and the balance as a subsidy. The loan can be repaid in 25 equal annual instalments and the rate of interest is 4½%. The progress made so far is as follows :—

STATEMENT L

Progress of housing Colonies for Weavers.

| Area | Number of schemes | Number of houses to be constructed | Number of houses completed upto 31-3-60 | Number of houses under construction on 31-3-60 |
|---|---|---|---|---|
| Madras | 15 | 1525 | 1107 | 218 |
| Rest of India | 43 | 2962 | 758 | 579 |
| Total | 58 | 4487 | 1865 | 797 |

The progress in Madras State is better than any other State. The monthly instalment payable is Rs. 16/- and many of the members who have been benefited by the scheme are not in a position to repay the instalment due to them. In the Kallidaikurichi Weavers' Cooperative Society, the cost of each house is Rs. 3,500/- and the monthly instalment payable is Rs. 15.50. The Society is collecting Rs. 4/- per mensem from the members and remitting the balance of Rs. 11.50 from its general funds. Thus a drain is caused on the earnings of the Society though only 96 out of 244 families are benefited under the scheme. It can be said that in most of the housing colonies members are not able to repay the monthly instalments.

12. The following expenditure was incurred by the Madras Government for the supply of improved appliances to cooperatives:

| | Grant | Loan |
|---|---|---|
| | Rs. | Rs. |
| Since inception upto 31-3-61 | 16,16,057 | 35,117 |
| For the 4 years 1957-58 to 1960-61 | 13,16,635 | 32,981 |

The data compiled from 291 weavers Societies show that all the improved appliances have not been distributed to their members.

STATEMENT LI

Improved appliances supplied to Co-operatives.

| Name of the appliance | Supplied to Societies | Distributed to members | Balance not distributed to members |
|---|---|---|---|
| 1 Steel reeds | 18,014 | 14,566 | 3,448 |
| 2 Take-up motion attachments | 253 | 160 | 93 |
| 3 Pedal looms | 97 | 49 | 48 |
| 4 Dobbies | 4,238 | 3,503 | 735 |
| 5 Jacquards | 419 | 206 | 123 |



It appears difficult to persuade the members to take to improved appliances and as such the full benefit of the expenditure has not been derived by the weavers.

13. Though the number of active looms is only 40 percent of those in the Cooperative fold, Madras State has done much better than the rest of India. The tempo of expenditure in Madras and the rest of India is given below :—

(Average per loom per annum for three years 1957-58 to 1959-60).

| | | |
|---|---|---|
| Number of looms (average) as furnished by the All India Handloom Board | Madras | 1,99,329 |
| | Rest of India | 10,32,162 |

STATEMENT LII

Expenditure out of Cess Fund by Madras and Rest of India.

| Details | Madras | Rest of India |
|---|---|---|
| | Rs | Rs |
| 1 Total expenditure under Grants | 52.29 | 25.38 |
| 2 Expenditure under rebate | 42.93 | 18.15 |
| 3 Technical improvements (Grants and loans) | 1.49 | 1.94 |
| 4 Organisational expenses (Grant) | 3.27 | 1.71 |
| 5 Share capital (loan) | 1.96 | 1.03 |

The statistical statements relating to the Cooperative movement published by the Reserve Bank of India for 1959-60 give the value of handloom cloth produced in the several States. The value of goods produced in the Cooperative Sector in the rest of India is 48.4 per cent of the production in Madras as shown in statement LIII.

STATEMENT LIII

Production of Handloom Cloth by Madras and Rest of India.

| Area | Production in 1959-60 (primary Societies) | Average No of looms in the year | Production per loom in the year |
|---|---|---|---|
| | Rs. | | Rs. |
| Madras | 9,19,59,000 | 2,06,432 | 445.5 |
| Rest of India | 22,49,69,000 | 10,42,196* | 215.8 |

* as published by the All India Handloom Board.

According to the figures given in the Statistical statements, the number of looms in Madras and the rest of India on 31-3-60 is as follows :

STATEMENT LIV

No. of looms in the Cooperative Sector in India, Madras and Rest of India.

| Details | Whole of India | Madras | Rest of India |
|---|---|---|---|
| State Societies | 13,153 | 2,177 | 10,976 |
| Central Societies | 8,553 | ... | 8,553 |
| Primary Societies | 11,81,643 | 2,10,865 | 9,70,778 |
| Total | 12,03,349 | 2,13,042 | 9,90,307 |

The total production of cloth in Madras and th rest of India is as follows :

| | | |
|---|---|---|
| Madras | Rs. | 1,11,603,000 |
| Rest of India | Rs. | 2,85,115,000 |

The average production per loom in the year is a given below :—

| | | |
|---|---|---|
| Madras | Rs. | 524 |
| Rest of India | Rs. | 288 |

40% of the looms in the Cooperative fold in Madra are loyal to the Cooperatives while the correspondin looms in the rest of India are 22%.

## COOPERATIVE SECTOR

### SECTION B

**Number of looms**

14. Census Organisation selected 46 Societies for a special study. Of these, 35 were started prior to the introduction of Cess Fund Scheme. The Deputy Registrars who are in charge of these Societies are the Officers authorised under the Cotton Textiles (Produ tion by handloom) Control Order, 1956 to regist handlooms. It is, however, found that out of 18,7 looms as on 1-4-61, 15.9% were not registered as show in statement LV.

STATEMENT LV

Looms not registered in the Societies selected for special study.

| Details | Number of Societies | Number of looms registered | Number of looms not registered | Total | Percentage of col 4 to col. 5 | Number of families who are members | Number of looms per family |
|---|---|---|---|---|---|---|---|
| 1 | 2 | 3 | 4 | 5 | 6 | 7 | 8 |
| Societies started before the Cess Fund | 35 | 13,992 | 2,615 | 16,607 | 15.7 | 8,280 | 2 0 |
| Societies started after Cess Fund | 11 | 1,809 | 347 | 2,156 | 16.1 | 1,366 | 1.6 |
| Total | 46 | 15,801 | 2,962 | 18,763 | 15.9 | 9,646 | ... |

In the following Societies, the percentage of looms "not registered" exceeds 25%:

STATEMENT LVI

Looms not registered in nine of the Societies selected.

| Name of Society | Total No. of Looms | Number of Looms not registered | Remarks |
|---|---|---|---|
| 1 Saidapet Weavers Co-operative Society | 1037 | 977 | Items 7, 8 & 9 are Cess Fund Societies |
| 2 B. Komarapalayam Weavers Co-operative Society | 331 | 175 | |
| 3 Idappadi Weavers Co-operative Society | 257 | 200 | |
| 4 Palni Devanga Weavers Co-operative Society | 315 | 157 | |
| 5 Sedapatti Lakshmi Weavers Co-operative Society | 212 | 98 | |
| 6 Vadaseri Weavers Co-operative Society | 637 | 245 | |
| 7 Kanchi Lakshmi Weavers Co-operative Society | 166 | 144 | |
| 8 Ettayapuram Bharathiyar Weavers Co-operative Society | 164 | 47 | |
| 9 Melapalayam Jothi Weavers Co-operative Society | 80 | 46 | |



**Production**: The total production of handloom cloth in the year 1960-61 is exhibited in the following statement.

STATEMENT LVII

Production of handloom cloth in the selected societies.

| | Production in 1960-61 (yards). | Production per loom in the year | Production per loom per mensem | Average No. of looms in the Societies |
|---|---|---|---|---|
| Pre-Cess Fund Societies | 1,29,26,142 | 793.8 | 66.1 | 16,288 |
| Cess Fund Societies | 6,68,666 | 324.0 | 27.0 | 2,064 |
| Total | 1,35,94,808 | 740.8 | 61.7 | 18,352 |

The average production for the State as a whole in 1960-61 is 451.2 yards. Only the pre-cess Fund Societies have done much better than the Cess Fund Societies.

15. **Earnings**:

The position in regard to the income from weaving in the 46 Societies is shown below:

STATEMENT LVIII

Average income per loom in the selected societies.

| | Wages disbursed by the Societies in 1960-61 Rs. | Average number of looms | Average income per loom in the year Rs. | Average income per loom per mensem Rs. |
|---|---|---|---|---|
| Pre-Cess Fund Societies | 47,64,578 | 16,288 | 292.50 | 24,62 |
| Cess,Fund Societies | 2,69,797 | 2,064 | 130.70 | 10,89 |

The average earnings per loom per mensem for the State for the year is only Rs. 10.77.

The following Statement shows the purchase of yarn and disposal of cloth in the year 1960—61.

STATEMENT LIX

Yarn purchases and cloth sales.

| | Quantity of yarn purchased bundles of 10 lbs | | | | Disposal of goods in Rupees | | | | |
|---|---|---|---|---|---|---|---|---|---|
| | From the State Society | From the open market | Total | Percentage of purchase from the State Society to the total | Sold to State Society | Sold to merchants | Retail Sales | Total | Percentage of cloth Sold through the State Society to the total sale |
| Pre-Cess Fund Societies | 1,13,355 | 1,97,706 | 3,11,061 | 36.4 | 56,80,920 | 65,17,646 | 44,42,006 | 1,67,67,006 | 33.8 |
| Cess Fund aocieties | 19,875 | 15.382 | 35,257 | 56.3 | 3,14,250 | 3,67,413 | 2,33,420 | 9,15,083** | 34.5 |

(** Sales made to others - namely Cooperative Societies and all India Fabric Society - are not shown)



16. The Kurainadu Weavers Cooperative Society, (Mayavaram) and Sathuvachary Weavers Cooperative Society (Vellore) purchased their entire yarn requirements from the State Society. The Kunrathur Sekkizhar Society purchased the whole quantity of yarn from Merchants. The purchase from the Society was less than 25% in regard to the following Societies:

1. Mel Bhuvanagiri Weavers Cooperative Society 20.0
2. B. Komarapalayam 21.1
3. Edapady Weavers Cooperative Society 14.3
4. Chennimalai Weavers Cooperative Society (*The President of the Society is also the President of the State Society) *9.9
5. Somanur Weavers Cooperative Society 19.5
6. Peelamedu Weavers Cooperative Society 2.3
7. Paramakudi Weavers Cooperative Society 11.7 (Cotton yarn only)
8. Perianayaki Weavers Cooperative Society 22.9
9. Rajapalayam Weavers Cooperative Society 6.7

The State Society did not procure any goods from the following Societies:

1. Palni Weavers Cooperative Society
2. Koorainadu Weavers Cooperative Society
3. Rajapalayam Weavers Cooperative Society
4. Melapalayam Jothi Weavers Cooperative Society

The sales effected through the State Society by the following Societies are negligible (less than 5%):

1. Thiruppur Weavers Cooperative Society
2. Peelamedu Weavers Cooperative Society
3. Srivilliputhur Weavers Cooperative Society
4. Aruppukottai Weavers Cooperative Society
5. Periyanayaki Weavers Cooperative Society

The State Society generally procures goods which can be sold easily and as such preference is given to certain societies.

17. **Pilot Scheme in Salem District**:

The Reserve Bank of India scheme for handloom finance came into operations from 1-4-57. It was alleged that handloom weavers societies did not get adequate finance under the scheme. The Chairman, All India Handloom Board held discussion with the Deputy Governor of the Reserve Bank of India and a few centres were selected as pilot centres where the Reserve Bank of India scheme could be intensively implemented and its effect studied. The area covered by the Salem District Cooperative Central Bank, Salem district was selected for working the pilot scheme in Madras State. A special Deputy Registrar was put in in charge of the work with effeet from 10-12-1960. The main objects cf the scheme are to bring as many looms as possible in the Cooperative fold, to increase the production in the Cooperative Societies by fixing suitable production targets and provision of adequate finance for this purpose. The progress in the implementation of the Scheme is given in the following statement:

STATEMENT LX

Progress of Pilot Scheme in Salem District

| Year | Number of looms at the end of the year | Production (in yards) during the year | Annual production per loom (yards) | Monthly Production per loom (yards) |
|---|---|---|---|---|
| 1960-61 (Co-operative year) | 46,100 | 2,52,64,191 | 548 | 45.7 |
| 1961-62 (Financial year) | 47,137 | 2,75,35,128 | 584 | 48.7 |
| 1962-63 April to June) | 47,137 | 64,35,793 | 136 (for 3 months) | 45.3 |

No definite conclusion can be drawn regarding the scheme. In order to give full employment to all the 47,137 looms, the working capital needed is roughty 140 lakhs at Rs. 300 per loom.

The number of active looms in Salem is 29,915; working capital needed is 90 lakhs. In 1961-62, Rs. 45 lakhs were fixed as the credit limit by the Reserve Bank of India to cover 50% of the finance required. Actually the Salem District Cooperative Central Bank used only Rs. 43.16 lakhs.

18. **Powerlooms (in Cooperative Sector)**

The recommendation of the Textile Enquiry Committee regarding the scheme for conversion of handlooms into semi automatic handlooms and powerlooms is as follows:

> "The ultimate idea is that at the end of 15-20 years barring, say 50,000 handlooms of throw-shuttle or fly-shuttle type manufacturing special fabrics with an intricate body design, the entire handloom sector will have been converted into the improved semi-automatic handloom or the decentralised power loom industry".—Paragraph 90.

This recommedation has not been implemented in this State. But in three weavers Cooperative Societies in Coimbatore district, namely Tiruppur Somanar and Peelamedu, 80 powerlooms have been supplied to members and it will be worthwhile to study their working to serve as a basis for future action. The 80 powerlooms are distributed as follows :

1. Tirupur Weavers Cooperative Society 5 powerlooms
2. Somanar Weavers Cooperative Society 25 ,,
3. Peelamedu Weavers Cooperative Society 50 ,,

In Tiruppur all the five powerlooms are installed in one shed; coolies employed by the members were working on the looms.

In Somanur, of the 25 powerlooms 24 are active. They are distributed in 16 buildings ; there are 4 looms each in two sheds, 3 looms in one shed, 2 in another while the remaining 12 looms are located at the rate of one in each building. The 7 power looms which were inspected were worked by coolies. In Peelamedu, the 50 power-looms are spread over 4 villages and installed in 23 sheds as shown below:

| Name of Village | Number of powerlooms | Number of buildings in which they are installed |
|---|---|---|
| Ganapathy | 19 | 4 |
| Vilankurichi | 5 | 5 |
| Kannampalayam | 12 | 11 |
| Peelamedu | 14 | 3 |
| Total | 50 | 23 |

All the six powerlooms in one shed which were inspected were being worked by coolies, It will appear that 79 active powerlooms are not directly worked by members themselves to whom the looms have been allotted but they employ coolies to work the looms. Many of the looms are generally working for 2½ shifts for 20 hours. Gada pieces are produced in the three societies which are sold through a cloth merchant at Coimbatore. This merchant supplies ready-made beam warps and also weft yarn to the Somanur and Tiruppur Societies which deliver the goods to him at a profit margin of 6¼%. In the case of Peelamedu Society, the Radhakrishna Mills Ltd., supplies beam warps while the weft yarn is purchased in the market. The merchant is paid a commission of 1 percent on sales by the Peelamedu Society.



The weaving wages per yard range from 10 np. to 16 np., while in the case of handlooms the minimum wage is generally 22 np. per yard. The cloth produced on powerlooms is cheaper by 0.09 np per yard. The following statement shows the production of cloth in the three societies:-

STATEMENT LXI

**Production of power loom cloth in the Cooperatives.**

| Name of Society | Production in yards in 1960-61 | No. of active looms | Average production per loom | Average monthly production per loom |
|---|---|---|---|---|
| Peelamedu Weavers Co-operative Society | 11,19,712 | 50 | 22,394 | 1866 |
| Somanur ,, | 8,30,118 | 24 | 34,588 | 2882 |
| Tiruppur ,, | 1,16,802 | 5 | 23,360 | 1947 |

The member has to incur the following items of expenditure:-

**For 40 yards of cloth**

| | Peelamedu Rs. nP. | Somanur Rs. np. | Tiruppur Rs. np. |
|---|---|---|---|
| Pirn winding charges | 0.83 | 0.62 | 0.57 |
| Current charges | 0.42 | 0.42 | 0.42 |
| Depreciation, replacement etc. (approximate) | 0.50 | 0.50 | 0.50 |
| Total | 1.75 | 1.54 | 1.49 |

The net average monthly income for a powerloom in the three societies is as follows:-

| Name of the Society | Wages paid in the year | Wages paid per loom in the year | Average gross income per loom per mensem | Expenditure towards current charges, pirn winding and depreciation etc. | Average net income per loom per mensem |
|---|---|---|---|---|---|
| | Rs | Rs | Rs | Rs.nP | Rs.nP |
| Peelamedu | 1,71,835 | 3,437 | 286 | 81.64 | 204.36 |
| Somanur | 82,839 | 3,452 | 288 | 110.96 | 177.04 |
| Tiruppur | 12,578 | 2,516 | 210 | 72.53 | 137.47 |

If pirn winding is done by the weavers' family, the net income will be higher by Rs 30 to 45 per mensem. If the warp yarn is of a good quality, the average production for a shift of 8 hours will be 40 yards of cloth. On





this basis, the monthly income per member to whom the powerloom is allotted is shown below:-

**Peelamedu Weavers Cooperative Society**

| | | Rs. | np |
|---|---|---|---|
| Weaving wage paid by Society for a piece of 40 yards at 16 np per yard. | | 6 | 40 |
| **Less** | | | |
| Pirn winding charges at one anna per knot | 0.83 | | |
| Current charges at 0. 12 np. for 3½ units for producing 40 yards | 0.42 | | |
| Depreciation, replacement of parts Etc. | 0.50 | 1 | 75 |
| Net income for one shift of 8 hours | | 4 | 65 |

When a member employs a cooly, he pays him Rs. 1. 25 for 40 yards as weaving wages. In that case the net income for second shift is Rs. 3.40. The income for third shift (4 hours) is 1.70. The total daily income where a member works for one shift himself, and employs a cooly for the remaining two shifts will be Rs. 9.75 nP. (4.65 + 3.40 + 1.70). The monthly income for 25 working days 25 × 9.75 = Rs. 243.75. If the members of the family work for all the three shifts as it ought to be, the income will be Rs. 11.62 × 25= 290.5 per mensem. If coolies are employed for all the shifts the net income is Rs. 212.50 per mensem. (8.50 × 25).

The members to whom the powerlooms have been allotted have become prosperous. In the Peelamedu Society, they have repaid the cost of powerlooms supplied to them on hire-purchase basis in 1955-56 and they have a credit balance in the Society besides their share capital amount of Rs. 200 to Rs. 300. They make a profit of more than Rs. 200/- per mensem without any effort on their part. As the yarn is supplied by the Society, they did not invest any capital for this purpose. Marketing is undertaken by the Society and no risk is involved. By the acquisition of a powerloom on hire-purchase basis and by employing coolies for weaving, they get an income of Rs. 200/- per mensem.

When the powerloom cloth is produced in small quantities, no difficulty is experienced in marketing but if a large number of powerlooms are introduced in the cooperative sector and all these powerlooms produce gadas, the problem of marketing will become difficult. The merchant Sri Basavayya Chetty who is now the selling agent of the Peelamedu Society and purchases the cloth produced by the remaining two Societies is of the view that the Societies should have the capacity to hold stocks for 4—6 months and the market for Gada is mainly Andhra. The period of July-December is a slack season and during this period, societies should produce and accumulate cloth which can be sold from January onwards. Any large scale production of Gada on powerlooms will result in difficulties of sale.

### 19. Pedal looms — Peelamedu Weavers Cooperative Society

Pedal looms supplied to societies under the Cess Fund Scheme are mostly inactive. But in the Peelamedu Weavers Cooperative Soeiety, there are 100 pedal locms which are active. Gada pieces in 30s count are produced on these looms. The specifications for the cloth are :—

| | |
|---|---|
| Number of ends per inch | 54 (reed 52) |
| Number of picks per inch | 44 |
| Width of cloth | 49″ to 50″ |
| Length of cloth | 40 yards |
| Wages per yard | 0.17 nP. |
| Cost of production | 0.79 nP per yard |
| Selling rate | 0.81 nP per yard |

The weaver sits on a stool and the loom is operated by both the legs in the same way as in a push bike. The average production is 24 yards per day. The Society supplies beam warps of 500 to 600 yards. The weaver has to incur pirn winding charges for weft yarn and piecing charges for one beam. If the members of his family attend to these items of work, the wages that he gets from the Society are his net income. The expenditure for these two items for a piece of 40 yards is 0.80 nP. The average monthly income on a pedal loom is as follows :—

Where the members of the family attend to piecing and pirn winding of weft yarn

$$\frac{\text{Rs. } 102\ (24 \times 17 \times 25)}{100}$$

Where expenditure is incurred for the two processes ... ... Rs. 90/-

A diligent weaver who produces 30 yards daily will be able to earn Rs. 115/- per mensem.

The gada pieces are sold at a profit margin of 3% to merchants of Tiruppur and Erode who convert them into printed chintz and dispose them of in Andhra and Bombay markets.

## 20. Tiruchengode Weavers Cooperative Society Ltd.

Power-sized warps are generally not in use by handloom weavers. But the Tiruchengode Weavers Co-operative Society is getting power-sized warps from Lakshmi and Company, Chithode and Tirupati Cotton Mills and these warps are utilised in 30 looms in the production of fabrics. The following statement shows the cost of one yard of power-sized warp and hand-sized warp :

| Count | Cost of one yard of power sized warp | Cost of one yard of hand sized warp |
|---|---|---|
| 30s | 34.9 | 34.3 nP. |
| 20s | 42.7 nP | 46.5 nP. |

In regard to 30s, the cost of one yard of hand-sized warp is practically the same as machine-sized warps but in the case of 20s machine warps are definitely cheaper. Production of cloth on handsized warps and power-sized warps is in the ratio of 7 : 12. A weaver using hand-sized warps of 72 yards of cloth has to incur piecing charges 4 times before he can weave 300 yards while a weaver using a power-sized warp of 300 yards will incur the expenditure only once. Apart from this additional expenditure, 3 more days have to be spent in attending to piecing while using hand-sized warps.

### Pedal Looms under the Cess Fund Scheme

Among the 46 Societies taken up for special study, 16 pedal looms have been supplied to 9 societies of which two are partially active as shown in statement LXII.

## 21. Some General Features

In Taramangalam in Salem District, in one house where 4 looms are working, three looms are operated by coolies belonging to Gounders community who are not hereditary weavers. Two of these coolies are apprentices engaged on contract for a period of 15 months for a total wage of Rs. 150/-. Non-weavers are also taught weaving.

2. In the Meenakshipet (South Arcot District) Chennimalai (Coimbatore District), Woriyur (Trichi District) coolies are generally employed to operate the looms belonging to female members of cooperatives if no relative or minor son is found in the family.

3. A large number of persons under the Cess Fund Scheme did not take even a single warp from the

STATEMENT LXII

Pedal looms supplied and active

| Name of the Society | Number of pedal looms supplied | Number of pedal looms active | Number of pedal looms inactive | Remarks |
|---|---|---|---|---|
| Tiruchengode Weavers Cooperative Society | 3 | ... | 3 | |
| Taramangalam Weavers Cooperative Society | 3 | ... | 3 | |
| Avalurpet Weavers Cooperative Society | 2 | ... | 2 | |
| Tiruchi Weavers Cooperative Society | 1 | ... | 1 | |
| Sikkil Weavers Cooperative Society | 1 | ... | 1 | |
| Koorainad Weavers Cooperative Society | 2 | ... | 2 | |
| Meenambika Weavers Cooperative Society | 1 | 1 | ... | 310 yards of production in the year. |
| Kallidaikurichi Weavers Cooperative Society | 2 | ... | 2 | |
| Sedapatti Lakshmi Weavers Cooperative Society | 1 | ... | 1 | 528 yards o production in the year. |

Societies to which they were admitted. The following statement shows the position in 3 such societies.

STATEMENT LXIII

Number of members enrolled who did not work for the Cooperatives.

| Name of Societies | Number of members admitted | Number of members who did not take even a single warp since their enrolment. |
|---|---|---|
| Meenakshipet Weavers Society | 160 | 92 |
| Melapalayam Weavers' Society | 148 | 40 |
| Melappalayam Jothi Weavers' Co-operative Society | 70 | 37 |

For statistical purposes the weavers mentioned in column 3 are included among those who have been





brought into the cooperative fold though they have not taken even a single warp from the Society.

### Chennimalai Weavers' Cooperative Society

4. A member is given yarn for 3 looms and he employs coolies to operate them. His net income on an average is Rs. 1.31 per day. He who has invested Rs. 400/- per loom will recoup the entire capital expenditure even in the first year. The Society has thus helped him to become a petty master-weaver employing cooly weavers without investing any working capital.

### Variankaval Weavers Cooperative Society

5. In order to ensure loyalty on the part of members, the Society took the following steps :

A member who did not continuously work for six months for the Society was expelled from the Society and the share capital and other amounts due to him put in suspense account and refunded to him after a year. It was found that some members who wanted to get out of the Society deliberately refrained from taking yarn from the Society. In such cases, the Society fined members Rs. 5/- per mensem. As such continuous fining caused hardship to the weavers, the penalty of Rs. 5/- was levied for 5 months and there after their share capital and other sums due to them taken to suspense account. The Directors try their best to bring back defaulting members to the Society's fold. These arrangements have been fairly effective; out of the 303 looms in the Society, only 18 are inactive.

In Rajapalayam, Ramanathapuram district, the Sengunthar Association is running a High School primarily for the benefit of the children of that community. The idea is that the next generation of weavers should not take to weaving as the income is low. Further most of the boys are anxious to learn some trade or Typewriting and Shorthand so that they can seek other means of livelihood.

## 22. Collective Weaving Centres :

The following centres were selected for study :—

1. Salem Collective Weaving Centre.
2. Sankarankoil Collective Weaving Centre.
3. Mandavali Collective Weaving Centre.

The Salem Centre has 4 units while the Sankarankoil Centre has three branches. The following statement shows the number of looms, production, income etc., for the year :—

STATEMENT LXIV

Production of Handloom cloth and income in Collective Weaving Centres. (1961)

| Name of the collective Weaving Centre | Number of looms as on 1-4-1961: Registered | Not registered | Cloth production in yards | Yarn consumed in lbs. | Wages disbursed (Rupees) | Average number of looms in the year | Average monthly income Rs. | Average monthly production of cloth (yards) |
|---|---|---|---|---|---|---|---|---|
| Mandavali | 150 | 32 | 65,981 | 10,945 | 51,070 | 177 | 24 | 32 |
| Salem | 562 | ... | 6,60,916 | 1,26,259 | 250,124 | 562 | 37 | 98 |
| Sankarankoil | 600 | 77 | 10,75,401 | 3,30,502 | 202,458 | 701 | 24 | 128 |

The following are the figures relating to each of the branches of the Salem and Sankarankoil Centres:

**Sub-Units of Salem Centre**

STATEMENT LXV

Progress of Salem Collective Weaving Centre.

| Name of the sub-unit or branch | Varieties of cloth produced | Number of looms in the sub-unit or branch. | Production in yards from 1-4-60 to 31-3-61 (yards) | Wages disbursed from 1-4-60 to 31-3-61 (Rs) | Average: Production in yards per loom per month | Average: Income per loom per month |
|---|---|---|---|---|---|---|
| | | | | | | Rs. nP. |
| 1. Salem | Towels (6)<br>Sport<br>Shirtings (30)<br>60s Dhothies (85) | 121 | 1,76,756 | 65,503 | 121.73 | 45.11 |
| 2. Omalur | 60s Sarees (17)<br>80s sarees (13)<br>40s sarees (15)<br>Spunsilk (2) | 47 | 46,714 | 28,000 | 82.82 | 49.65 |
| 3. Malla Samudram | 40s Dhothies | 266 | 3,94,866 | 129,946 | 123.7 | 40.71 |
| 4. Tholasampatty | 60s sarees (60)<br>80s sarees (68) | 128 | 42,580 | 26,675 | 27.7 | 17·37 |
| | | | 6,60916 | 250,124 | | |

**Sub-Units of Sankaran Koil Centre**

STATEMENT LXVI

Progress of Sankarankoil Collective Weaving Centre.

| UNIT | Varieties of cloth produced | No of looms in the sub-unit or branch | Production in yards from 1-4-1960 to 31-3-61 | Wages disbursed 1-4-60 to 31-3-61 | Average per month: Production (yards) | Average per month: Wage |
|---|---|---|---|---|---|---|
| | | | | Rs. | | Rs. |
| Sankarankoil Branch | 24s x 30s towels<br>20s special dhothies<br>2/40s x 20s grey matty | 94 | 1,72,328 | 22,373 | 153 | 19.83 |
| Puliangudi Branch | 20s x 52" grey dhothies | 109 | 1,29,725 | 25,967 | 99 | 19 85 |
| Kadayanallur Branch | 20s x 52" grey dhothies<br>20s x 50" grey gada<br>20s x 36" –do–<br>2/40s x 20s special dhoti | 474 | 7,73,348 | 154,118 | 136 | 27.09 |
| | Total | 677 | 10,75,401 | 202,458 | | |

Some special features relating to the three centres are indicated below :-

**Salem:**

In Salem, 562 looms are distributed among 339 families of which only 87 belong to Devanga and Sengunthar Communites, who are hereditary weavers. The remaining are Gounders, Padayachis, Nadars and Vellalars. The centre is providing fairly continuous work to all the looms; the average gross income per month (excluding the Tolasampatty Sub-Centre) is Rs. 45/-out of which members have to incur expenditure of 25% towards preparatory processes. The net average income per loom is about Rs. 35/-while the average monthly income of a household is Rs. 59.50 (35 x 1.7) i.e. about Rs. 60/-.



**Sankarankoil Centre:**

The average gross income per loom per mensem is Rs. 24, though members have continuous work. The varieties produced are mainly dhoties and gada pieces and towels in 20s and 24s. The net income is only 50% of the gross income as the expenditure for preparatory process is comparatively higher in this area as shown in the following statement :—

STATEMENT LXVII

Proportion of expenditure for preparatory processses to gross weaving wage in Sankarankoil

| Variety | Cloth length per warp | Gross wages paid by the centre | Expenditure towards preparatory processes | Percentage of Col. (4) to Col. (3) |
|---|---|---|---|---|
| | Yards | Rs. | Rs, | |
| 20s dhothy | 96 | 21.08 | 10.87 | 52% |
| 20s gada | 100 | 21.25 | 10.74 | 51% |
| 20s special dhoty | 100 | 33.12 | 14.99 | 45% |
| 24s towels | 96 | 10.25 | 4.85 | 47% |

Even if a weaver produces 8 yards daily and works for 24 days in a month, his net income from weaving 20s dhoties (plain) will be Rs. 20.00 only. If, however, a weaver does not incur any expenditure towards piecing and pirn winding of weft yarn, his net income will increase by Rs. 5/-.

**Mandavalli Centre:**

Shirtings produced in this centre are in 80s (112 ends and 124 picks). Practically, all the looms are working for master weavers also for a part of a month and 90 looms were worked by coolies. A master weaver having some looms under his control pays the centre Rs. 25/- towards membership fee and deposit for each cooly weaver working under him and enrolls the latter as a member of the centre. These members authorise the master-weavers under whom they are working to receive yarn and wages on their behalf and the master-weaver possesses all the pass books issued by the Centre to its members. Out of Rs. 15 per piece of 17½ yards which the centre disburses as wages, the master-weaver pays the cooly Rs. 11/- and retains the balance of Rs. 4/- for himself. Out of this, he incurs an expenditure of Rs. 1.50 towards piecing and pirn winding of the weft yarn. The net income of the master weaver or weavers who engage coolies is Rs. 2.50 per piece of 17½ yards.

23. **Industrial Weavers Cooperative Societies**

The details of working of the six industrial weavers societies which were taken up for study are given in the following statement :-

STATEMENT LXVIII

Work done by the Industrial Cooperatives selected for Special study.

| Name of the Industrial Weavers' Society | Registered | Not Registered | Active looms | Production of cloth (yards) | Wages disbursed in the year | Average per loom per month: Production (yards) | Average per loom per month: Wages | REMARKS |
|---|---|---|---|---|---|---|---|---|
| | No. of looms on 31-3-61 | | | | | | | |
| | | | | | Rs.nP. | | Rs. nP. | |
| Madurai Industrial W.C.S. (17-1-57) | 40 | 14 | 45 | 1,23,560 | 22,900.00 | 229 | 42.40 | Towels, dhoties, and bed-sheets (2/40s and 20s.) |
| Karur Industrial W.C.S. (2-3-57) | 60 | ... | 58 | 1,06,867 | 53,300.00 | 153 | 76.00 | Bed sheets, towels and pillow covers. 10s, 20s, 2/20s, 2/40s |
| Aruppukottai (16-3-57) | 100 | ... | 100 | 2,65,952 | 37,660.00 | 222 | 31.38 | Dhoties, towels and shirtings (20s, 22s and 2/40s) |
| Koorainadu (4-1-58) | 55 | ... | 55 | 78,389 | 19,950.00 | 125 | 32.00 | Mainly dhoties and tow and shirtings (20s and 2/40s) and sarees to a small extent in 40s to 100s. |
| Paramakudi (28-3-59) | 39 | ... | 25 | 12,475 | 8,953.00 | 58 | 41.45 | (Average number of working looms 18) Bemberg & Cotton sarees (Superfine counts) |
| Kumari (23-3-60) | ... | 75 | 60 | 52,809 | 13,936.00 | 88 | 23.25 | (Average number of working looms 30 dhoties, towels, bed sheets) |

Except in Aruppukottai and Karur Industrial Societies, the looms actually working are lower than the number for which loans have been sanctioned towards working capital, with the result that the actual working capital per active loom is much higher than Rs. 400/- as envisaged in the scheme as shown below :-

STATEMENT LXIX

Number of active looms in the Industrial Cooperatives

| Name of the Industrial Society | Working capital sanctioned | No. of looms for which the capital is intended | No. of looms actually working |
|---|---|---|---|
| Madurai Industrial Society | Rs. 24,000 (Government loan) Rs. 18,000 (Central Bank loan) | 60 | 45 |
| Karur Industrial Society | Rs. 24,000 | 60 | 60 |
| Aruppukottai Industrial Society | Rs. 40,000 | 100 | 100 |
| Koorainadu Industrial Society | Rs. 40,000 | 100 | 55 |
| Paramakudi Industrial Society | Rs. 20,000 | 50 | 39 |
| Kumari Industrial Society | Rs. 30,000 | 75 | 60 |

It may be seen from the above statement that the Madurai Industrial Society got a loan of Rs. 18,000 from the Cooperative Central Bank also for the 60 looms at the rate of Rs. 300/- per loom ; as only 45 looms are active, the total working capital is Rs. 42,000 which works out to Rs. 933 per loom.

In all the Industrial Societies the most popular varieties produced are bed sheets, towels and dhoties. Continuous work is provided for all the looms and even then the average net income per loom is Rs. 41.08 per mensem. In Karur, however, the net monthly income is Rs. 76 per loom. Except the Kumari and Karur Industrial Societies, the other Societies have incurred a loss in 1960—61 which is an indication that the turnover and the profit margin are not adequate to meet the overheads.

24. **Pattern Weaving Factories :**

(Of the Madras State Handloom Weavers Cooperative Society).



**Madras**

The factory is located in Thandiarpet. The details regarding its working are as follows :—

| | | |
|---|---|---|
| 1. | Date of starting | 1—1—58 |
| 2. | Number of looms (on 1--4--61) Registered | 29 |
| | Not Registered | 17 |
| 3. | Varieties produced : | |
| | (a) furnishing fabrics : | 2/20s × 2/20s |
| | (b) Plain furnishings | 2/20s × 2/20s |
| | (c) Shirtings | 2/60s × 36s |
| 4. | Quantity of cloth produced in the year 1960--61 | 96,960 yards |
| 5. | Wages disbursed in the year for weaving | Rs. 22,085 |
| 6. | Amount disbursed towards dearness allowance and holiday wages | Rs. 20,314 |
| 7. | Total amount disbursed to weavers | Rs. 42,399 |
| 8. | Average income per loom | Rs. 78.51 |
| 9. | Average monthly production | 180 yards |

The entire production is transferred to the sales units of the State Society with a profit margin of 6¼%. In 1960-61, the value of goods transferred was Rs. 1,86,519 and the Gross Profit earned is Rs. 11,657 which works to Rs. 971.41 per mensem. The actual monthly expenditure of the factory is Rs. 1,325/- as shown below :—

| | | |
|---|---|---|
| Rent | | Rs. 500 |
| Establishment : | | |
| Special Officer or Superintendent | Rs. 300 | |
| Clerk | ,, 100 | |
| Appraiser | ,, 85 | |
| Packer | ,, 85 | |
| Peon | ,, 65 | |
| Night Watchman | ,, 40 | Rs. 675 |
| Contingencies | | Rs. 150 |
| Total | | Rs. 1,325 |

As the gross profit per month is only Rs. 971, the factory is incurring a loss of Rs. 354 per month without taking into account, depreciation and interest on capital.

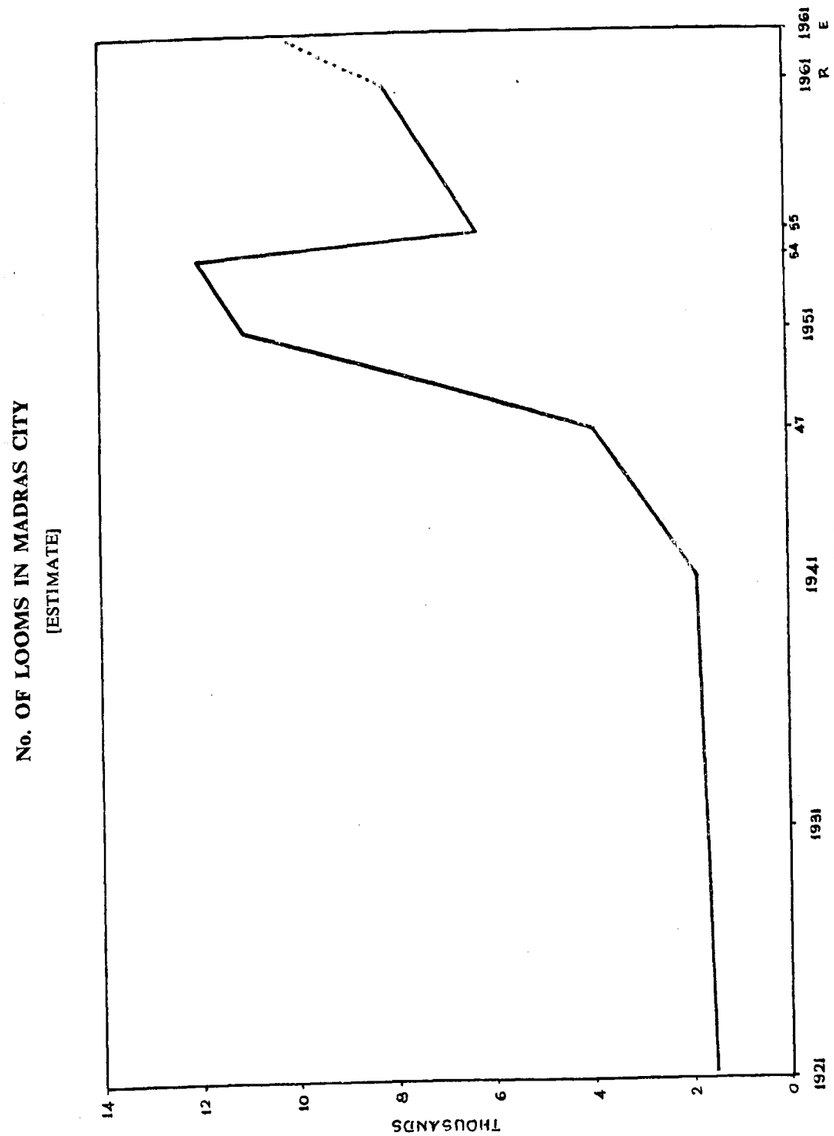

**No. OF LOOMS IN CHINGLEPUT DISTRICT**

[ESTIMATE]

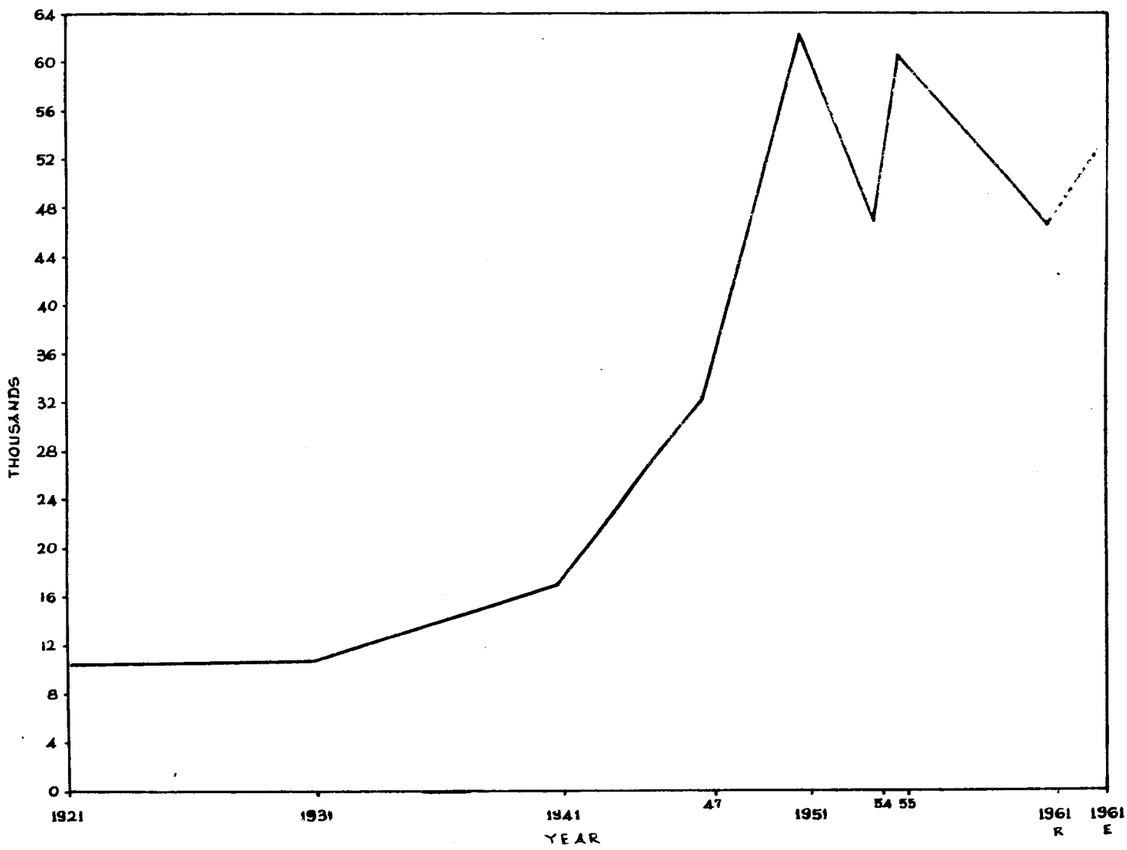


**No. OF LOOMS IN NORTH ARCOT DISTRICT**

[ESTIMATE]

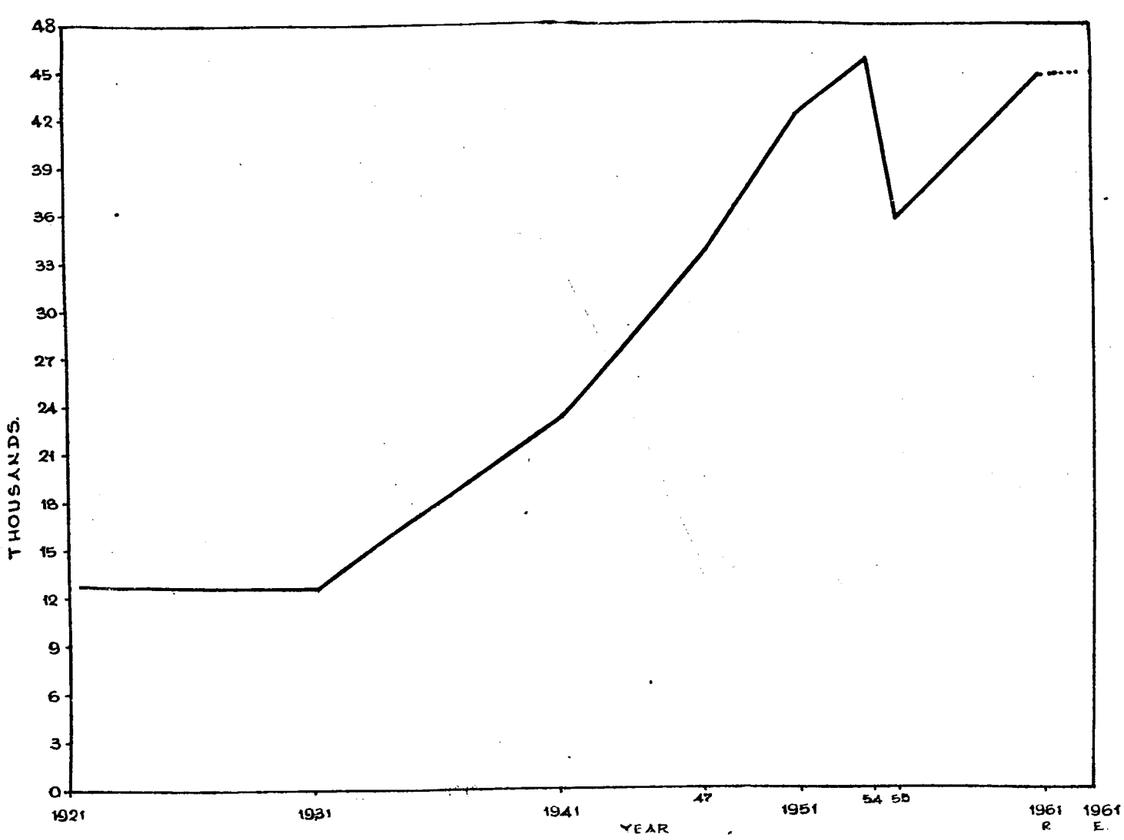

**No. OF LOOMS IN SOUTH ARCOT DISTRICT**

[ESTIMATE]

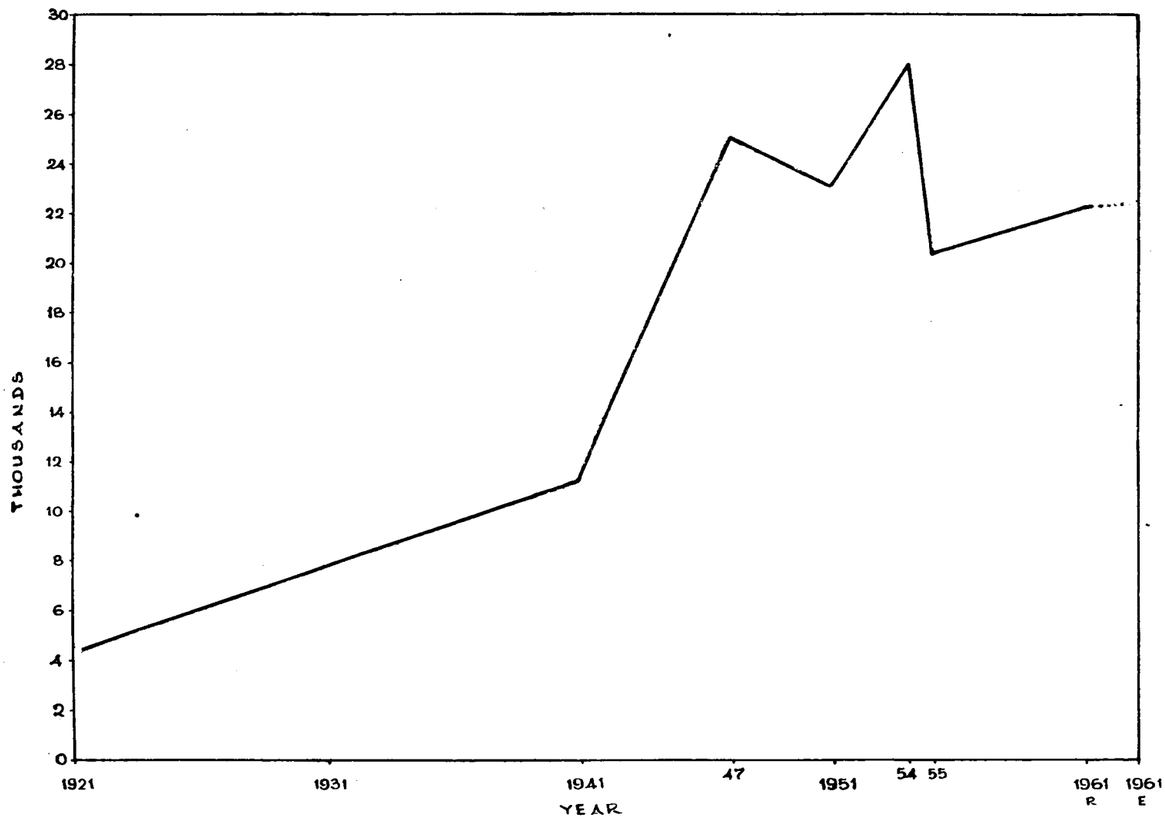


**No. OF LOOMS IN SALEM DISTRICT**

[ESTIMATE]

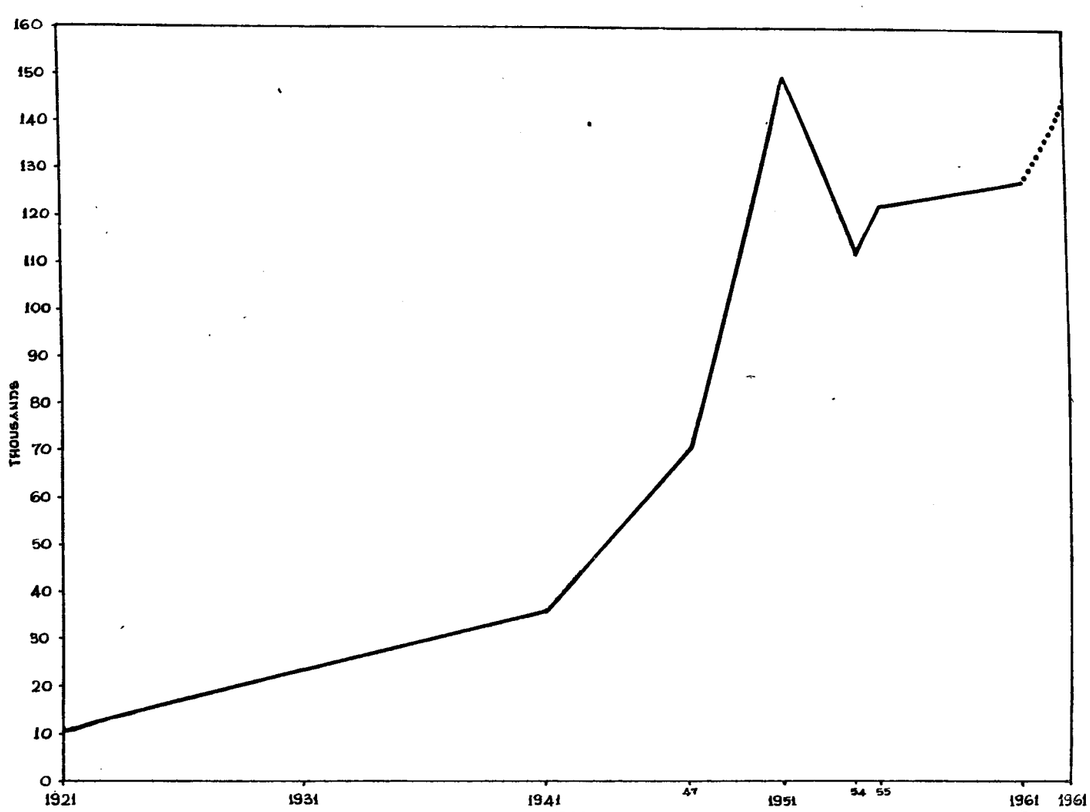

## No OF LOOMS IN COIMBATORE DISTRICT
[ESTIMATE]

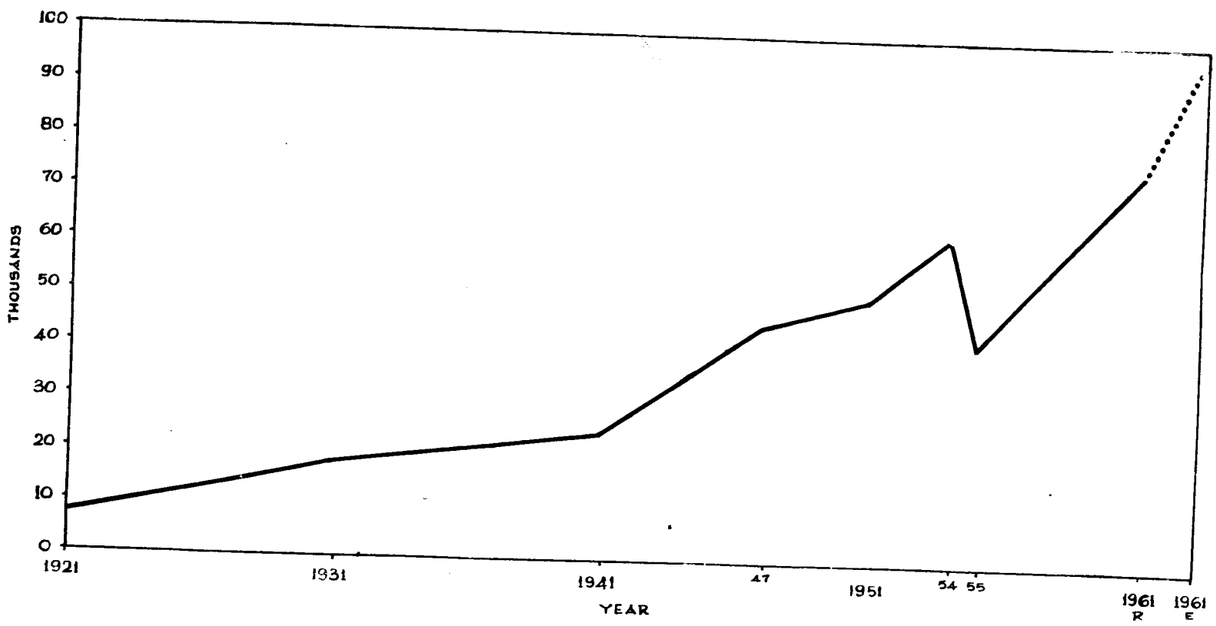


## No. OF LOOMS IN MADURAI DISTRICT
[ESTIMATE]

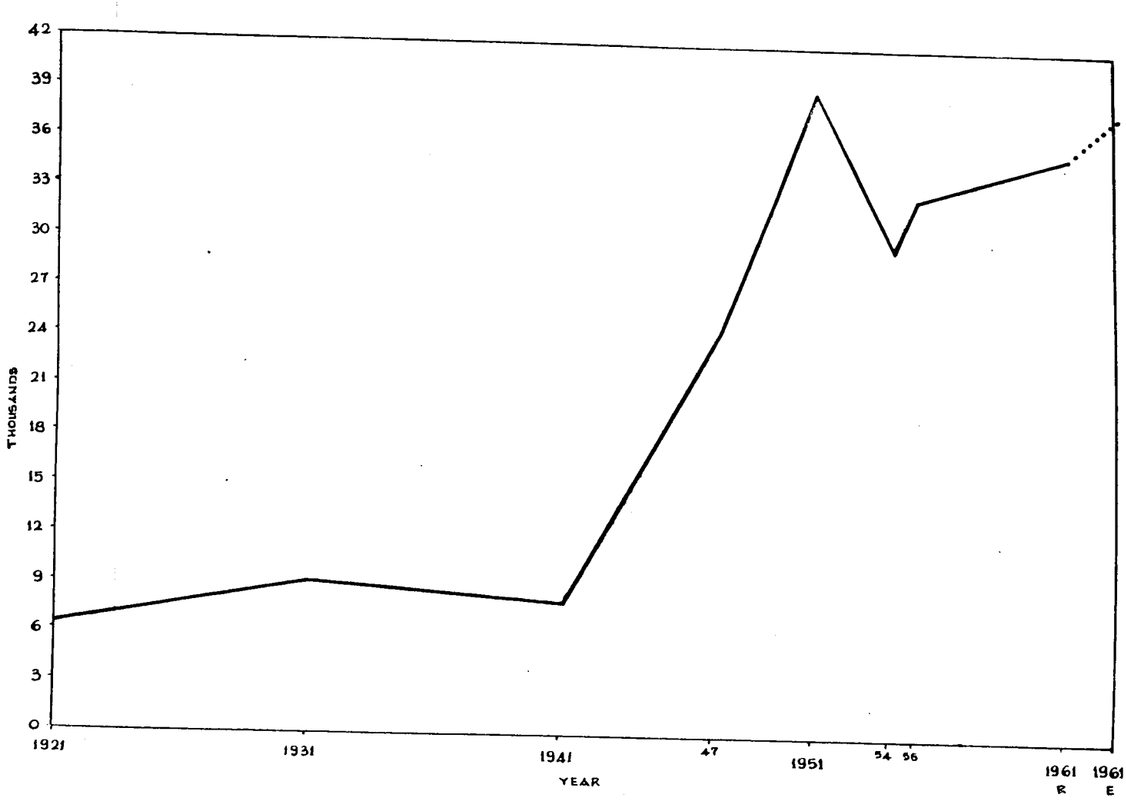

## No. OF LOOMS IN TIRUCHIRAPALLI DISTRICT

[ESTIMATE]

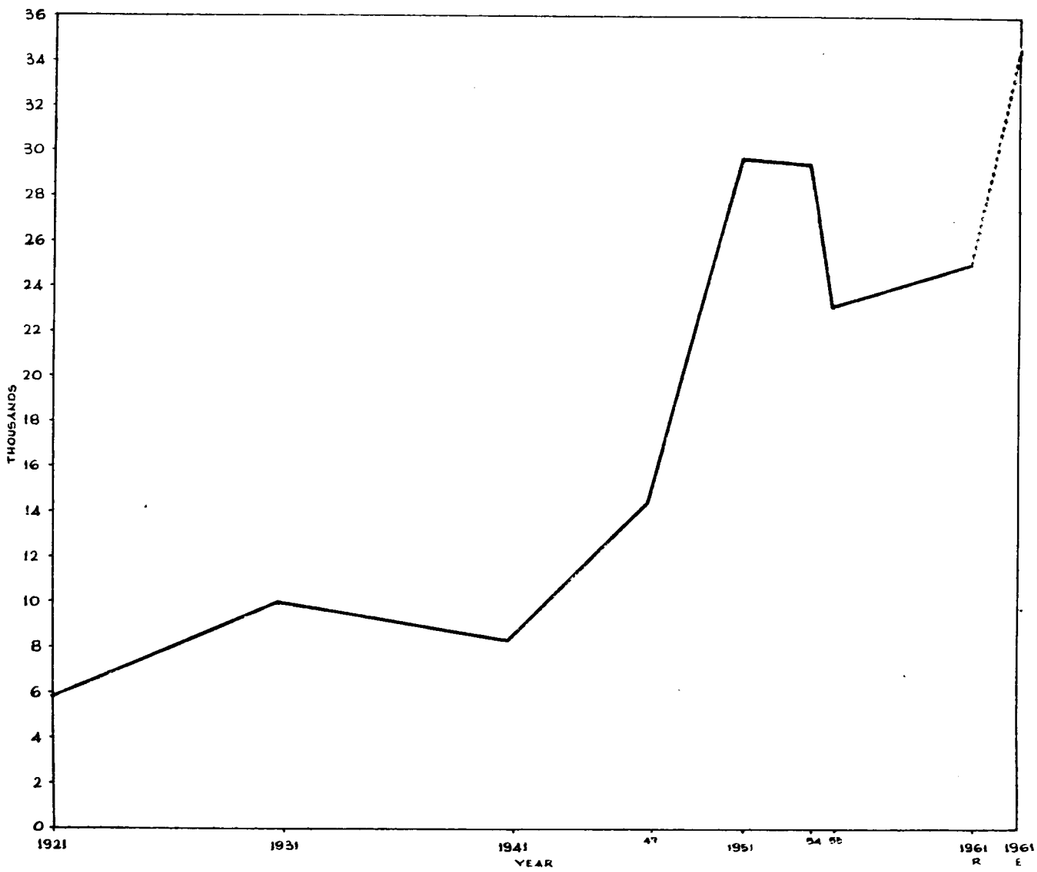


## No. OF LOOMS IN THANJAVUR DISTRICT

[ESTIMATE]

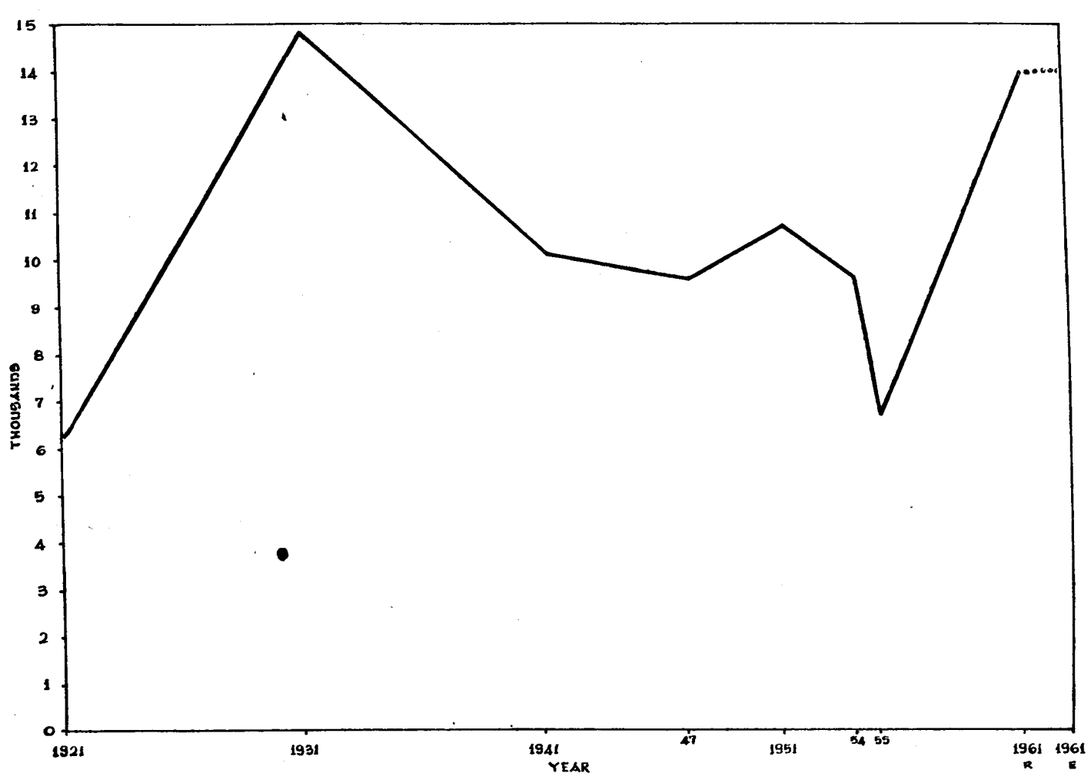

No. OF LOOMS IN RAMANATHAPURAM DISTRICT

[ESTIMATE]

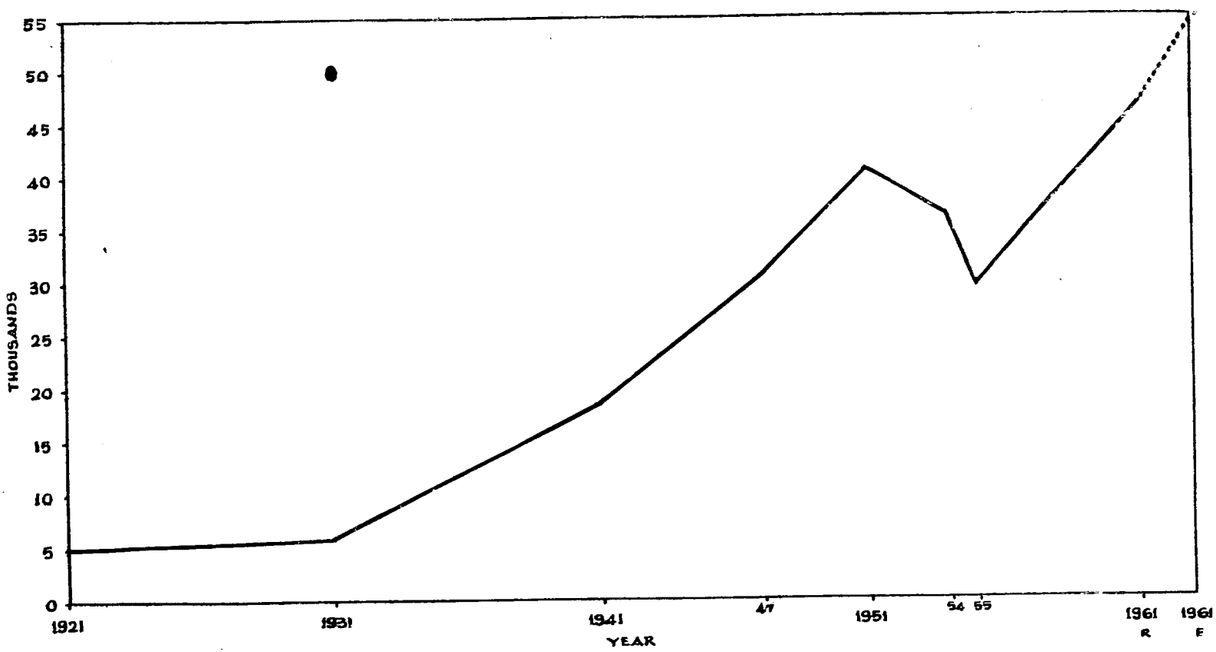


No. OF LOOMS IN TIRUNELVELI DISTRICT

[ESTIMATE]

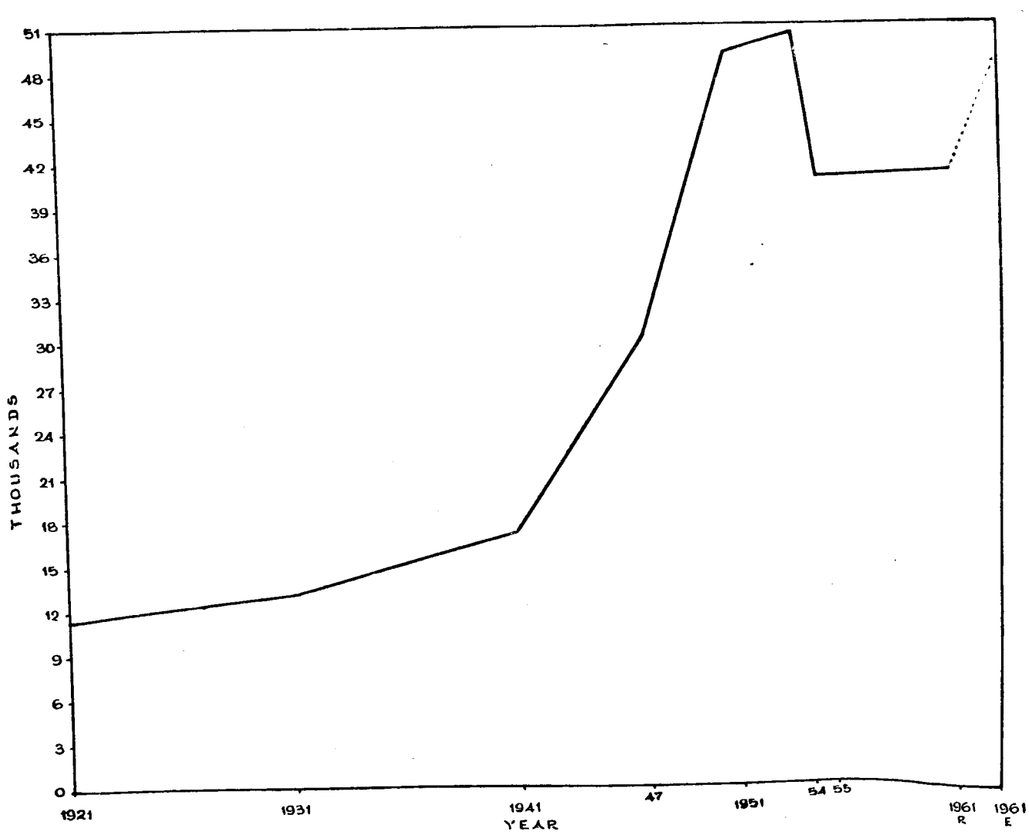

CHAPTER VI

# PRESENT POSITION OF HANDLOOM INDUSTRY

SECTION I

**Number of Looms**

It is always difficult to estimate the number of looms in the country. So far no attempt has been made to maintain any accurate statistics of handlooms even by Departments engaged in the preservation of handloom as an industry. The following observations of the Fact Finding Committee are quite relevant: "Statistics of looms are available for Madras Presidency from 1871, when the number was 2, 80,000. In 1889, the Board of Revenue estimated the number of looms at 3,00,009. The Statistical Atlas compiled in 1920 gave 2,42,000 as the number of looms while according to the Handloom Census of 1921 the number was 1,69,403. In 1931 the number was 3,34,407 according to the Madras Census Report and 2,25,000 according to the Tariff Board Estimate". The Committee itself estimated the number of looms in Madras as 3,40,451 in 1941. In 1947, yarn was issued to looms on the basis that 5,41,872 looms were active. In 1951 when an acute shortage of yarn was felt in the State, the Director of Industries and Commerce estimated the number of active looms in the present Madras State excluding Kanyakumari at 5,07,714. This is for the present State which after the formation of Andhra State and State Reorganisation got reduced in size. The following Statement gives districtwise details of looms for the present Madras State from 1921 to 1951.

As desired by the All India Handloom Board, the Director of Statistics, Madras made an estimate of handlooms in the State on the basis of a sample survey in 1954 and the University of Madras in 1955. The total number of looms was fixed at 4,61,722 by the Director and 4,18,747 by the University. Though these surveys were made in successive years, variation has been noted in their estimates relating to all districts except Salem and Madurai. On 8th May 1956, the Government of India issued the Cotton Textiles (Production by Handloom) Control Order, 1956. It made it obligatory for every person in possession of a hand loom to get his loom registered and mark on the loom the number assigned in the registration certificate. The order which was originally applicable to cotton handlooms was later extended to non-cotton also. In Madras State, registration of non-cotton looms had not commenced even by March 1962. According to the Director of Handlooms, he would take up this work along with the renewal of registration certificate for cotton looms. The looms registered in Madras State are, therefore, those which are actually in use or are capable of being used in the manufacture of cotton textiles. As this order came into force in 1956, the majority of looms would have been registered by 1957. 4,35,922 looms were registered by 1957. But the number of looms registered upto 31-3-1961 is 5,08,372. Th

STATEMENT LXX

Dt. wise No. of Looms from 1921 to 1951

| District | 1921* | 1931* | 1941* | 1947** | 1951* |
|---|---|---|---|---|---|
| 1. Madras | 1,527 | ... | 1,791 | 3,884 | 11,006 |
| 2. Chingleput | 10,600 | 10,600 | 16,600 | 31,868 | 61,782 |
| 3. North Arcot | 12,743 | 12,241 | 23,334 | 33,740 | 42,286 |
| 4. South Arcot | 4,646 | ... | 11,028 | 24,967 | 23,069 |
| 5. Salem | 10,841 | 23,890 | 36,540 | 71,898 | 1,51,353 |
| 6. Coimbatore | 7,714 | 17,899 | 23,415 | 44,173 | 49,309 |
| 7. Madurai | 6,493 | 8,948 | 7,722 | 24,416 | 39,281 |
| 8. Tiruchirapalli | 5,898 | 10,001 | 8,407 | 14,397 | 29,761 |
| 9. Tanjore | 6,299 | 14,858 | 10,161 | 9,652 | 10,793 |
| 10. Ramnathapuram | 4,989 | 5,472 | 18,167 | 29,775 | 40,190 |
| 11. Tirunelveli | 11,394 | 13,038 | 17,013 | 29,981 | 48,884 |
| 12. Kanyakumari | ... | ... | ... | ... | ... |
| TOTAL | 83,144 | 1,16,947 | 1,74,178 | 3,18,751 | 5,07,714 |

*P. 36 Handloom Weaving Industry in India (1960) I. L. O. Publication

**P. 5 Dr. P. V. Narayanaswamy Naidu's Report on Labour conditions in the Handloom Industry.

following statement shows the number of looms estimated in the two surveys and registered upto 1957 and upto 1961:

STATEMENT LXXI

Dt. wise No of Looms from 1954 to 1961

| District | Estimate of handlooms (including silk and art silk) | | Number of cotton looms registered under the Cotton Textile (Production by Handloom) Control order, 1956 | |
|---|---|---|---|---|
| | By the Director of Statistics | By the Madras University | | At the end of the Second Five Year Plan |
| | (1954)* | (1955)** | (1957)† | (1961) †† |
| 1. Madras | 11,966 | 6,250 | 7,589 | 8,223 |
| 2. Chingleput | 46,200 | 59,973 | 34,648 | 45,902 |
| 3. North Arcot | 45,907 | 35,713 | 43,415 | 44,758 |
| 4. South Arcot | 28,063 | 20,322 | 22,037 | 22,272 |
| 5. Salem | 1,13,663 | 1,23,534 | 1,17,744 | 1,28,948 |
| 6. Coimbatore | 60,836 | 39,959 | 58,074 | 74,121 |
| 7. Madurai | 29,726 | 32,979 | 30,404 | 35,676 |
| 8. Tiruchirapalli | 29,609 | 23,270 | 23,274 | 25,298 |
| 9. Tanjore | 9,738 | 6,831 | 13,011 | 14,120 |
| 10. Ramnathapuram | 35,872 | 29,329 | 43,889 | 46,411 |
| 11. Tirunelveli | 50,142 | 40,587 | 36,323 | 40,948 |
| 12. Kanyakumari | ... | ... | 5,514 | 21,695 |
| TOTAL | 4,61,722 | 4,18,747 | 4,35,922 | 5,08,372 |

* Page 6-Report on the Survey of Handloom Industry in Madras State issued by the Director of Statistics, Madras (1959)

** Page 20-A Survey of Handloom Industry (conducted by the Madras University) published by the All India Handloom Board (1959)

† Page 36 I. L. O. Report on Handloom Weaving Industry in India

†† Collected from the Office of the Director of Handlooms

As a loom can be installed or dismantled easily, it is always difficult to assess the number of looms with certainty.

It may, however, be pointed out that the number of looms registered does not always represent the actual number of looms in the state. No penal provision has been included in the Cotton Textiles (production by handloom) Control Order, 1956 for failure to register looms. It is also noticed that even in the cooperative sector, looms have not been registered. Out of 20,163 handlooms found on the rolls in the 56 cooperative institutions taken up for special study by us, 3,102 handlooms have not been registered. According to the sample survey conducted by us, in 4,756 Census houses in 114 centres selected for our survey, 14.9% of looms have not been registered. By working out the number of looms not registered with reference to the registered looms for each district we have estimated the total number of handlooms using cotton yarn in the State at the end of the Second Five Year Plan at 5,89,925 looms. The distric wise figures of looms registered and estimated are given below:

STATEMENT LXXII

| District | Number of cotton handlooms on 1-4-1961 As Registered | As Estimated |
|---|---|---|
| 1. Madras | 8,233 | 10,334 |
| 2. Chingleput | 45,902 | 52,596 |
| 3. North Arcot | 44,758 | 45,038 |
| 4. South Arcot | 22,272 | 22,476 |
| 5. Salem | 1,28,948 | 1,46,319 |
| 6. Coimbatore | 74,121 | 97,526 |
| 7. Madurai | 35,676 | 38,322 |
| 8. Tiruchirapalli | 25,298 | 34,777 |
| 9. Tanjore | 14,120 | 14,172 |
| 10. Ramnathapuram | 46,411 | 54,843 |
| 11. Tirunelveli | 40,948 | 48,196 |
| 12. Kanyakumari | 21,695 | 25,326 |
| TOTAL | 5,08,372 | 5,89,925 |

These figures indicate that 81,553 looms have not been registered in Madras State which works out to 16.0%. Of the 5,89.925 looms estimated by us, 5,25,914 or 89.1% are fly shuttle pit looms. The break-up figures for throw shuttle, fly shuttle and other types of handlooms (mainly frame looms) are given in the following statement:

STATEMENT LXXIII

Looms classified (Fly shuttle, throw shuttle and other types) of the figures in Col. 2

| District | Total estimated number of looms in 1961 | Throw shuttle pit looms | Fly shuttle pit looms | Other types (mainly frame looms) |
|---|---|---|---|---|
| 1. Madras | 10,334 | 155 | 9,281 | 898 |
| 2. Chingleput | 52,596 | 345 | 52,097 | 154 |
| 3. North Arcot | 45,038 | 1,819 | 42,939 | 280 |
| 4. South Arcot | 22,476 | 389 | 21,872 | 215 |
| 5. Salem | 1,46,319 | 7,414 | 1,26,779 | 12,126 |
| 6. Coimbatore | 97,526 | 1,717 | 90,293 | 5,516 |
| 7. Madurai | 38,322 | 1,121 | 27,398 | 9 803 |
| 8. Tiruchirapalli | 34,777 | 312 | 23,544 | 10,921 |
| 9. Tanjore | 14,172 | 1,750 | 12,360 | 62 |
| 10. Ramnathapuram | 54,843 | 5,693 | 45,984 | 3,166 |
| 11. Tirunelveli | 48,196 | 6 | 48,041 | 149 |
| 12. Kanyakumari | 25,326 | ... | 25,326 | ... |
| TOTAL | 5,89,925 | 20,721 | 5,25,914 | 43,290 |

NUMBER OF LOOMS IN MADRAS STATE

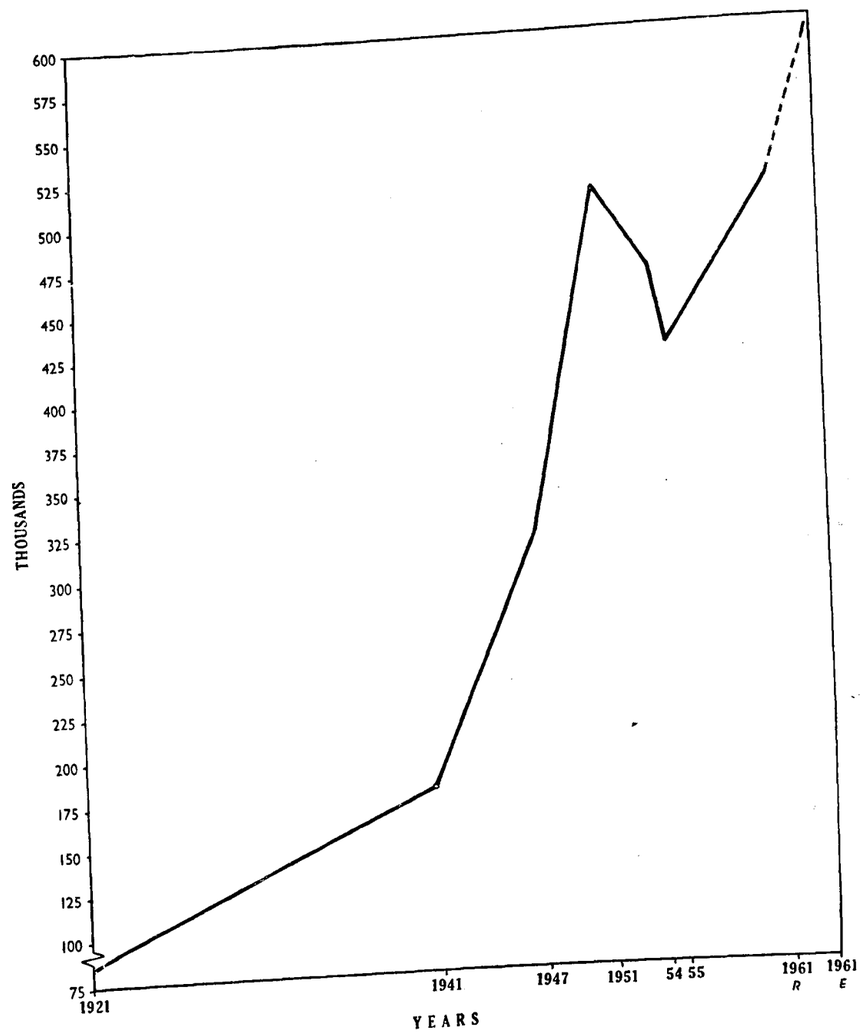

## DISTRIBUTION OF LOOMS AMONG THE TWO CATEGORIES

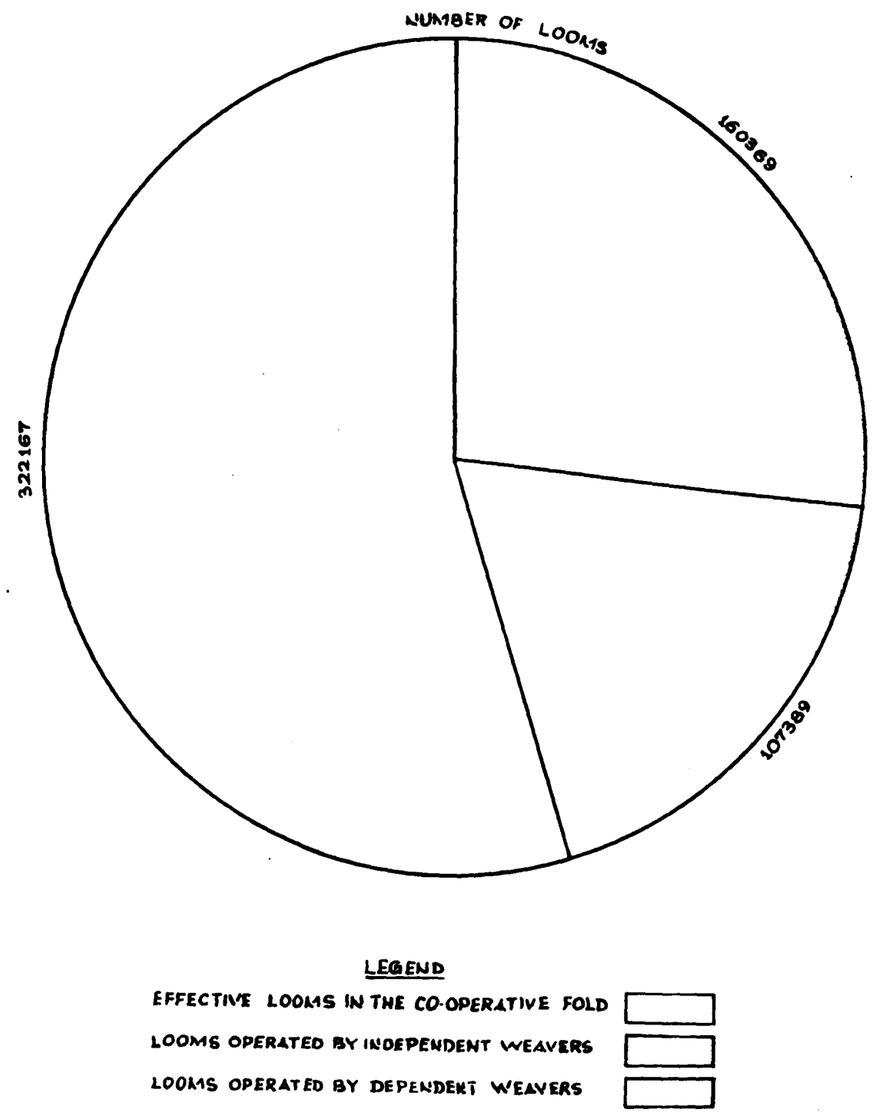




When handloom industry had no competition from mills, there was one handloom for every 100 persons in the State. On the basis of the population of Madras State in 1961 which is 3,36,86,953 there is a loom for every 67 persons. It varies from 26 in Salem to 228 in Tanjore district.

STATEMENT LXXIV

No. of persons per loom in each district

| District | Population in 1961 | Total number of cotton looms (estimated) | Number of Persons per loom |
|---|---|---|---|
| 1. Madras | 17 29,141 | 10,334 | 167 |
| 2. Chingleput | 21,96,412 | 52,596 | 42 |
| 3. North Arcot | 31,46,326 | 45,038 | 49 |
| 4. South Arcot | 30,47,973 | 22,476 | 135 |
| 5. Salem | 38,04,108 | 1,46,319 | 26 |
| 6. Coimbatore | 35,57,471 | 97,526 | 37 |
| 7. Madurai | 32,11,227 | 38,322 | 84 |
| 8. Tiruchirapalli | 31,90,078 | 34,777 | 92 |
| 9. Tanjore | 32,45,927 | 14,172 | 228 |
| 10. Ramnathapuram | 24,21,788 | 54,843 | 44 |
| 11 Tirunelveli | 27,30,279 | 48,196 | 57 |
| 12. Kanyakumari | 9.96,915 | 25,326 | 31 |
| TOTAL | 3,32,77,645* | 5,89,925 | 67 |

* Excludes Nilagiris District

In spite of severe competition from textile mills, 1.5 looms are found for every 100 persons against one loom in earlier days. This shows that handloom continues to play a dominant role in the economy of the State. As on 31-12-1961, 2,12,128 looms were found in the weavers' cooperatives. This means that 36% of the looms are in the cooperative sector. It may, however, be pointed out that though only cotton looms were to be registered under the Cotton Textile Control Order, a few art silk and silk looms have been registered as indicated by the sample survey.

In addition to cotton handlooms as estimated above, there are pure silk, art siik and wollen hand looms in the State. I have indicated in the subsequent sections of this report the number of non-cotton hand looms in Madras. The total number of cotton and non-cotton looms is 6, 99, 585 as shown below:-

| | *Number of Handlooms* |
|---|---|
| Cotton handlooms (includes Khadi, spurious Khadi and mixed fabrics containing cotton and art-silk yarn). | 5,89,925. |
| Pure silk looms (Vide Part II) | 20, 650 |
| Pure art silk looms (Vide Part IV) | 88, 784 |
| Woollen looms (Vide part V) | 226 |
| TOTAL: | 6,'99, 585. |

| | No. of Census houses coverd in the survey | No. of looms covered | No. of looms which have been registered |
|---|---|---|---|
| Art silk looms | 513 | 1,921 | 216 |
| Silk looms | 445 | 797 | 34 |
| Total | 958 | 2,718 | 250 |

It is likely that these looms were later utilised for production of art silk and silk fabrics after their registration. The number is less than 10%. This factor will be taken into consideration when we estimate the production of cotton handloom cloth.

## SECTION II

### Clasification of looms

The weavers are classified in our sample survey on the following basis:

| | *Looms* | *Percentage.* |
|---|---|---|
| (i) Dependent weavers working under master weavers | 8,259 | 57.5 |
| (ii) Independent weavers | 2,716 | 19.0 |
| (iii) Members of the Cooperatives | 3,379 | 23.5 |
| Total | 14,354 | 100.0 |

The corresponding figures of the Fact Finding Committee and of the two surveys conducted by the University of Madras and Director of Statistics, Madras are given below;

STATEMENT LXXV

Proportion of the three categories of weavers.

| Details | Results of the Surveys: By the Census Organisation (1961) | By the Director of Statistics (1954)* | By the Madras University (1955)** | Average of the two previous surveys | Fact Finding Committee@ |
|---|---|---|---|---|---|
| 1. Dependent weavers | 57.5 | 67.1 | 64.0 | 65.55 | 68 0 |
| 2. Independent weavers | 19.0 | 18.5 | 22.3 | 20.40 | 28.0 |
| 3. Members of Cooperatives | 23.5 | 14.4 | 13.7 | 14.05 | 4.0 |
| | 100.0 | 100.0 | 100.0 | 100.0 | 100.0 |

* Page 18 of the Report
** Page 47 of the Report
@ Page 71 of the Report

The percentage of looms controlled by master weavers has fallen from 65, 55% in 1954-55 to 57%. Similary the

percentage of looms operated by independent weavers has fallen from 20. 4 to 19. These looms have moved to the cooperative fold with the result that the percentage of looms in the cooperative sector has risen from 14. 05 to 23.5. This increase is due to a large extent to the assistance offered to the weavers from the Cess Fund as an incentive to join the cooperative movement. When compared to the position prior to the Second World War, the number of looms in the cooperative sector has increased from 4 to 23. 5%. The actual number of looms in the cooperative sector is 2, 12, 289 of which 1, 60, 369 representing 27. 2% of the total estimated looms are loyal to the Cooperatives. Some of the independent weavers are really master weavers. Thus 72. 8% of the looms are outside co-operatives. The industry is to a large extent dominated by master weavers.

As all the looms are not active throughout the year, an effort was made by us to count the number of idle looms in each Census house. An idle loom was defined as one which was inactive for three months continuously i. e. from January to March 1961. The following Table gives the break-up of active and idle looms :

STATEMENT LXXVI

Percentage of idle looms for the State.

| Category of weavers | Total number of looms | Active looms | Idle looms | Percentage of idle looms to total |
|---|---|---|---|---|
| 1. Dependent weavers | 8,259 | 7,867 | 392 | 4 7 |
| 2. Independent weavers | 2,716 | 2587 | 129 | 4.8 |
| 3. Members of the Cooperatives | 3,379 | 3,173 | 206 | 6.1 |
| TOTAL | 14,354 | 13,627 | 727 | 5.1 |

The percentage of idle looms in the cooperative sector is higher. It is 6.1 as against 4.7 for dependent and 4.8 for independent weavers. The figures regarding active and idle looms for each district are given in the following Table LXXVII. In the last column, the percentages worked out by the University Survey Team are also given for comparison.

The percentage of idle looms at the time of previous survey was 9.9. It has fallen to 5.1 today. The Fact Finding Committee estimated that 13% of the total looms was idle in Madras in 1940. The reduction in the percentage of idle looms is due to increased production of handloom cloth. 1,480 million yards were produced in 1955 in India which has risen to 1,856 million yards in 1960. It may, therefore, be inferred



STATEMENT LXXVII

Percentage of idle looms (Dt.-wise and cat egory-wise)

| Districts | Active looms | | | Idle looms | | | | Percentage of idle looms | |
|---|---|---|---|---|---|---|---|---|---|
| | Dependent weavers | Independent weavers | Members of cooperatives. | Dependent weavers | Independent weavers | Members of Co-op. | Total No. of looms | To Total | As per University Survey |
| Madras | 152 | 89 | 36 | 29 | 12 | 3 | 321 | 13.7 | 2 1 |
| Chingleput | 532 | 62 | 84 | 90 | 14 | 12 | 794 | 14.8 | 4.0 |
| North Arcot | 831 | .. | 35 | 50 | ... | 5 | 921 | 6.0 | 10.9 |
| South Arcot | 588 | ... | 47 | 7 | ... | 1 | 643 | 1.2 | 22.8 |
| Salem | 2,147 | 789 | 1,162 | 75 | 30 | 85 | 4,288 | 4.4 | 6.5 |
| Coimbatore | 776 | 1,167 | 736 | 56 | 62 | 45 | 2,842 | 5.7 | 11,1 |
| Madurai | 674 | 58 | 72 | 9 | 5 | 7 | 825 | 2.5 | 8.1 |
| Tiruchirapalli | 194 | 236 | 242 | 7 | .. | 6 | 685 | 1.9 | 20.1 |
| Tanjore | 423 | ... | 44 | 5 | ... | 4 | 476 | 1.9 | 7.1 |
| Ramanad | 747 | 141 | 248 | 22 | 6 | 14 | 1,178 | 3.5 | 9.4 |
| Tirunelveli | 570 | 19 | 177 | 32 | ... | 9 | 807 | 5.1 | 15.3 |
| Kanyakumari | 233 | 26 | 290 | 10 | ... | 15 | 574 | 4.4 | .. |
| TOTAL | 7,867 | 2,587 | 3,173 | 392 | 129 | 206 | 14,354 | 5 1 | 9.9 |

that a substantial number of looms which were idle in 1955 have since become active.

The percentage of idle looms has come down in all the districts except Madras and Chingleput. The main variety of cloth produced in handlooms in these two districts is lungi which is meant for export. Our exports of handloom cloth which stood at 60.395 million yards in 1955 fell to 28.842 million yards in 1960. Apparently the exporters who gave employment to the looms in these districts have reduced their production in view of the fall in exports.

It is also noticed that hired workers are employed by all classes of workers. The position regarding dependent and independent weavers is indicated below :

| Category of Weavers. | No. of active looms | No. of active looms operated by family members. | No. of active looms operated by hired workers | Percentage of active looms operated by hired workers |
|---|---|---|---|---|
| 1. Dependent weavers | 7,857 | 5,581 | 2,202 | 28.0 |
| 2. Independent weavers | 2,587 | 520 | 2,057 | 79.9 |

The dependent weavers employ hired workers on 28.0% of the looms. A majority of independent weavers a



really master weavers since they employ hired workers to operate 79.9% of the looms owned by them. In the case of cooperatives, in areas like Woraiyur, women do not work on the looms and hired workers are, therefore, employed. In the case of shirtings, lungis and bed sheets where the picks are heavy, hired workers are preferred to operate the looms owned by the female members of the cooperatives. The figures revealed by our survey on these aspects are given below:

| | |
|---|---|
| 1. Total number of looms owned by members of cooperatives | 3,379 |
| 2. Of the above, number of active looms | 3,173 |
| 3. No. of looms on which hired workers are employed | 406 |
| 4. Number of households where the active looms are located | 1,233 |
| 5. No. of households which employ hired workers | 162 |

It is seen that hired workers are employed on 10% of looms by 13% of the households.

*Estimate of loyal looms in the Cooperatives*

All the active looms relating to members of Cooperative Societies do not work for the Societies. Approximately 1/5th of the looms are working for the master weavers as shown below:

| | |
|---|---|
| (i) Number of active looms | 3,173 |
| (ii) Number of active looms working for cooperatives | 2,553 |
| (iii) Number of active looms working for master weavers or on own account | 620 |

Of the 3,379 looms owned by the members of Cooperative Societies covered by the survey, 206 are inactive. It is likely that inactive looms may some times be operated for master weavers. Thus out of 3,379 looms, 826 (620+206) or 24.4% do not produce any cloth for the cooperatives. It can, therefore, be estimated that 51,759 looms out of 2,12,128 looms are not loyal to the cooperative societies. The effective number of looms in the cooperative fold is 1,60,369 which is 27.2% of the total estimated looms in the State. The following Table shows the districtwise details of the active looms owned by members of cooperative societies as revealed by our survey:





STATEMENT LXXVIII

No. of active looms in households of weavers who are members of co-operatives.

| District | No. of active looms | No. of households working on the active looms | No. of active looms worked for the Societies | No. of active looms worked on own account or for others | No. of active looms on which hired workers are employed | No. of households in which hired workers are employed |
|---|---|---|---|---|---|---|
| 1. Madras | 36 | 9 | 22 | 14 | 26 | 6 |
| 2. Chingleput | 84 | 30 | 52 | 32 | 9 | 5 |
| 3. North Arcot | 35 | 17 | 26 | 9 | 1 | 1 |
| 4. South Arcot | 47 | 16 | 45 | 2 | 17 | 7 |
| 5. Salem | 1,162 | 399 | 876 | 286 | 145 | 52 |
| 6. Coimbatore | 736 | 285 | 501 | 235 | 172 | 72 |
| 7. Madurai | 72 | 31 | 62 | 10 | 15 | 4 |
| 8. Tiruchirapalli | 242 | 122 | 219 | 23 | 8 | 8 |
| 9. Tanjore | 44 | 19 | 44 | ... | 5 | 2 |
| 10. Ramnad | 248 | 106 | 242 | 6 | 5 | 3 |
| 11. Tirunelveli | 177 | 92 | 175 | 2 | 3 | 2 |
| 12. Kanyakumari | 290 | 107 | 289 | 1 | ... | ... |
| TOTAL | 3,173 | 1,233 | 2,553 | 620 | 406 | 162 |

Hired workers are employed by members of cooperatives in all the districts except Kanyakumari. Though hired workers are 406, being less than the number of looms which do not work for the cooperatives which is 620, it cannot be assumed that cooly workers are employed to operate only those looms working for persons other than the cooperatives. Our special study of 56 cooperative institutions shows that cooly workers are employed by members of cooperative societies to operate some of the loyal looms.

The main varieties of handloom fabrics are utility varieties such as sarees, dhoties, uppers, shirtings and export varieties such as lungis and Madras hand kerchiefs. All counts of yarn from 10s to 100s are used by the handlooms. The fabrics produced fall in the following categories:

1. Superfine cloth where the yarn used is 60s and above,
2. Fine cloth where the yarn used is 40s,
3. Medium cloth where the yarn used is 20s to 36s,
4. Coarse cloth where the yarn used is below 20s.

The varieties of cloth produced by the looms covered by the survey are as follows;

STATEMENT LXXIX

Proportion of different varieties of cloth produced
(According to survey)

| Varieties of cloth produced | Superfine | Fine | Medium | Coarse | Total | Percentage |
|---|---|---|---|---|---|---|
| 1. Sarees | 3,309 | 1,452 | 880 | 7 | 5,648 | 41.4 |
| 2. Dhothies | 740 | 841 | 1,411 | 13 | 3,005 | 22.2 |
| 3. Uppers and towels | 196 | 32 | 224 | 71 | 523 | 3.8 |
| 4. Other utility varieties | 29 | 33 | 538 | 1,686 | 2,286 | 16.7 |
| 5. Export varieties | 350 | 1,546 | 268 | 1 | 2,165 | 15.9 |
| TOTAL | 4,624 | 3,904 | 3,321 | 1,778 | 13,627 | 100.0 |

Sarees are produced on 41.4% of looms while export varieties are produced on 15.9%. The proportion of the principal varieties of cotton handloom cloth as estimated in the previous two surveys and as now estimated is given in the following statement.

STATEMENT LXXX

Variety-wise production of handloom cloth compared with previous surveys.

| Varieties | Present Survey (1961) | Survey by the Director of Statistics (1954) | Survey by the Madras University (1955) |
|---|---|---|---|
| 1. Sarees | 41.4 | 33.3 | 37.7 |
| 2. Dhothies and utility varieties | 42.7 | 52.3 | 40.7 |
| 3. Export varieties | 15.9 | 14.4 | 21.6 |
| TOTAL | 100.0 | 100.0 | 100.0 |

These figures show that the production of lungis fluctuate in accordance with the demand for it, for export. The fact that the percentage of sarees has steadily increased is evidence of the preference of our women consumers for handloom sarees.

In table LI, the Fact Finding Committee has furnished figures regarding the proportion of various counts of yarn used by Handlooms in Madras. The production of cloth will be in direct proportion to the yarn consumption. Data regarding the number of looms producing superfine, fine, medium and coarse fabrics have been collected in our sample survey. Since the output of cloth in different count groups will be in direct proportion to the number of looms in the groups, the figures given by the Fact Finding Committee and those collected in our sample survey are comparable. The relevant figures are given in the following statement.

STATEMENT LXXXI

Production of Handloom cloth by Count-Group
Compared with the Fact Finding Committee

| Count Groups. | Number of looms as disclosed in the sample survey (engaged in the production of fabrics mentioned in Col.-I.) | Percentage of looms (engaged n the production of fabrics mentioned in Column-I.) | Proportion of various count-groups of yarn used by handlooms as disclosed by the F.F.C. |
|---|---|---|---|
| (1) | (2) | (3) | (4) |
| 1. Coarse (Below 20s) | 1778 | 13.10 | 7.44 percent |
| 2. Medium (20s to 36s) | 3321 | 24.40 | 52.19 percent. |
| 3. Fine (40s) | 3904 | 28.60 | 21.41 percent. |
| 4. Superfine (60s & above) | 4624 | 33.90 | 18.96 percent. |
| | | 100.00 | 100.00 |

Looms producing bed sheets using 2/20s yarn have been classified as Coarse in Column 3 of the above statement. If this count is treated as Medium count, viz. 20s, the proportion of looms producing coarse cloth is only 3. 4%. The percentage of medium variety will then increase to 34. 1%. This statement will indicate that during the last 20 years the percentage of production of fine and superfine cloth has increased from 40. 4 to 62. 5%. The trend is thus towards greater use of fine and superfine counts of yarn for handlooms.

The consumption of yarn in 40s and above has always been proportionately higher in Madras than in other States as reported by the Fact Finding Committee.

| | Coarse and medium | Superfine and fine |
|---|---|---|
| | percent | |
| 1. Madras | 59.6 | 40.4 |
| 2. All India | 74.0 | 26.0 |

Apart from the general tendency to use finer variety of cloth, handlooms have to accept whatever yarn is offered by textile mills. The mills themselves adjust their production according to the availability of cotton and foreign cotton. For instance in 1960 when there was a big drop in the production of indigenous cotton crop, the consumption of foreign cotton reached a high level resulting in an upward shift in the counts of yarn spun in that year. In 1961 also the consumption of foreign cotton was high though the position of Indian cotton had improved. The present position is that 60% of the looms in Madras State consume 40s and above.

WEAVERS' COMMUNITIES

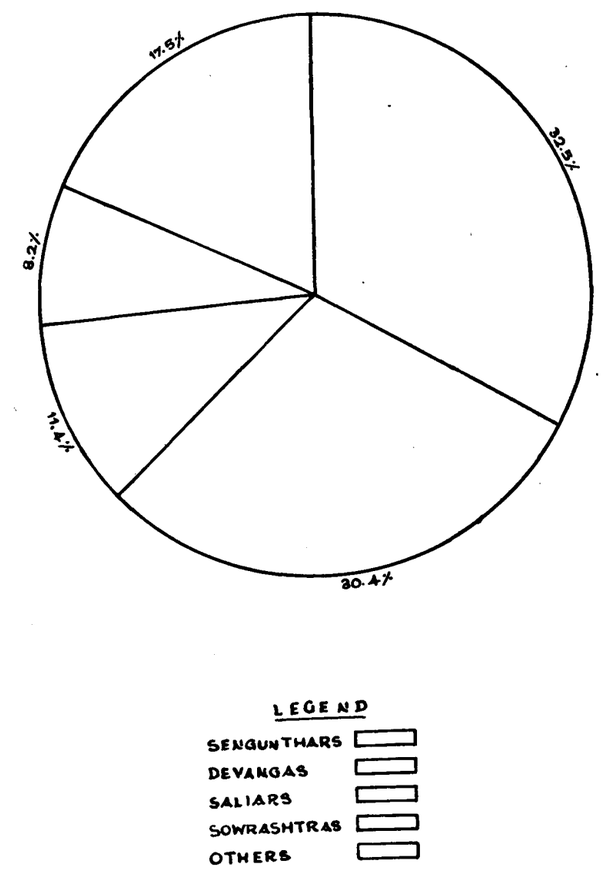

We may reproduce the figures relating to the consumption of Indian and foreign cotton by textile mills furnished by the Southern India Mill Owners' Association.

STATEMENT LXXXII

Consumption of cotton by Textile Mills.

| Year | Indian cotton | Foreign cotton | Total | Percentage of foreign cotton to the total |
|---|---|---|---|---|
| | (Lakhs of bales) | | | |
| 1956 | 43.72 | 6.19 | 49.91 | 12·4 |
| 1957 | 46.94 | 5.67 | 52.61 | 10.7 |
| 1958 | 44.40 | 5.24 | 49.64 | 10.5 |
| 1959 | 46.39 | 4.57 | 50.96 | 8.9 |
| 1960 | 41.12 | 9.85 | 50.97 | 19.3 |
| 1961 | 45.16 | 10.47 | 55.63 | 18.8 |

When the local production of cotton falls short of the requirements, long staple cotton is imported in large quantities from foreign countries. Naturally the textile mills produce yarn of higher counts. To that extent finer counts of yarn available for handlooms will be proportionately more which results in an adjustment of production by handlooms.

The handloom industry continues to be dominated by master weavers. As a result of assistance from the Cess Fund, a substantial number of weavers working under master weavers and independent weavers have gone into the cooperative fold. The percentage of idle looms which was 10% in 1954-55 has come down to 5. 1%. All categories of weavers employ hired labourers. The production of utility varieties such as sarees, dhothies, towels, uppers and shirtings forms 84. 1% of the total production. The handlooms in the State have shown a tendency towards greater use of yarn in counts of 40s and above.

## SECTION III

**The Handloom Weaver:**

Who is a handloom weaver in Madras State? This question is of particular interest not only for economic reasons but also for social. The Fact Finding Committee has observed as follows:-

> "In the ancient economy of India, every occupation was connected with a caste and each caste stuck to its caste *Dharma* jealously keeping out others from entering it. This rigidity of economic and social structure has indeed broken down lately and while many outsiders have taken up weaving, large numbers of the hereditary weaving castes also have given up weaving. Nevertheless, even today the great majority of handloom weavers in India are of the traditional weaving castes." (page 64).

The castes in Madras State who practise handloom weaving as a hereditary occupation are Sengunthars, Devangas, Sowrashtras and Saliars. More than 80% of those engaged in weaving belong to these communities. The origin of these traditional weaving castes with their customs and manners and the role played by them in the development of handloom weaving as a craft will be discussed separately. (Section vii)

The other castes who have taken up weaving are Gounders, Vanniars including Padayachis, Naickers, Pandarams, Nayudus and Vellalas. Muslim weavers are found in large numbers in Madras, Chingleput and Tinnevely districts. Community-wise details based on the survey conducted by us are given below:-

STATEMENT LXXXIII

Community-wise details of weavers for the State

| Name of the community | Number of persons | Percentage |
|---|---|---|
| 1. Sengunthars | 8,866 | 32.53 |
| 2. Devangas | 8,291 | 30 42 |
| 3. Sowrashtras | 2,226 | 8.17 |
| 4. Saliars (including Pattariars of the Kanyakumari District) | 3,104 | 11.39 |
| 5. Muslims and Lubbais | 1,274 | 4.68 |
| 6. Gounders | 666 | 2.44 |
| 7. Vanniars, Naickers and Padayachis | 904 | 3.32 |
| 8. Nadars | 288 | 1.06 |
| 9. Naidus | 263 | 0.97 |
| 10. Pandarams | 176 | 0.65 |
| 11. Harijans | 187 | 0.67 |
| 12. Illathu Pillais | 206 | 0 76 |
| 13. Kerala Mudaliars (Kanyakumari District) | 241 | 0.88 |
| 14. Others | 562 | 2 06 |
| TOTAL | 27,254 | 100.00 |

The Census Report (India) 1901 traces the history and theories regarding the origin of castes in India and has come to the conclusion that the origin of the caste is from the nature of the case an insoluble problem. We can only form more or less plausible conjectures derived from the analogy of the observed facts and the castes can only be classified on the basis of social precedence. It is always a debatable point of Indian History to what extent caste has been responsible for her down fall but it remains a fact that caste system has played an important role in the preservation of certain crafts in this country. The rigidity which characterised the caste has to some extent disappeared but still the dominating role which the caste has played in the development of craft will be seen by the present composition of the weaving community in Madras State.

The four weaving communities constitute 82. 51% of workers. Of the 1, 274 Muslims, 969 are in Tinnevelly district. They have taken to weaving from olden days. It is likely that they belonged to one or more traditional weaving castes and were converted to Islam later.

The following table gives the classification of weavers according to castes, districtwise:-

STATEMENT LXXXIV

District - wise details of weavers belonging to different communities

| Name of the communities | Madras | Chingleput | North Arcot | South Arcot | Salem | Coimbatore | Madurai | Trichy | Tanjore | Ramnad | Tirunelveli | Kanyakumari | TOTAL |
|---|---|---|---|---|---|---|---|---|---|---|---|---|---|
| (1) | (2) | (3) | (4) | (5) | (6) | (7) | (8) | (9) | (10) | (11) | (12) | (13) | (14) |
| 1. Sengunthars | 186 | 914 | 1,716 | 909 | 1,435 | 1,853 | 150 | 515 | 369 | 71 | 700 | 48 | 8,866 |
| 2. Devangas | 44 | 75 | 73 | 243 | 3,819 | 2,048 | 547 | 210 | 389 | 628 | 215 | ... | 8,291 |
| 3. Sowrashtras | ... | ... | 113 | ... | 400 | ... | 998 | 27 | 284 | 386 | ... | 18 | 2,226 |
| 4. Saliars | 62 | ... | 42 | 38 | 568 | ... | 117 | 352 | ... | 1,288 | ... | 637 | 3,104 |
| 5. Muslims & Lubbais | 131 | 111 | ... | 8 | ... | 15 | 8 | ... | ... | ... | 969 | 32 | 1,274 |
| 6. Gounders | ... | ... | 3 | 9 | 415 | 212 | ... | 27 | ... | ... | ... | ... | 666 |
| 7. Vanniars (Naikers & Padayachis) | 19 | 147 | 211 | 16 | 489 | ... | ... | 22 | ... | ... | ... | ... | 904 |
| 8. Nadars | ... | ... | ... | 11 | 37 | 18 | ... | 10 | ... | 11 | 14 | 187 | 288 |
| 9. Naidus | 11 | ... | 10 | 7 | 108 | ... | ... | 29 | 98 | ... | ... | ... | 263 |
| 10. Pandarams | ... | ... | ... | ... | 95 | 40 | ... | ... | ... | 36 | 5 | ... | 176 |
| 11. Harijans | ... | ... | ... | ... | ... | 2 | ... | ... | ... | ... | 185 | ... | 187 |
| 12. Illathupillais | ... | ... | ... | ... | ... | ... | ... | ... | ... | 85 | 92 | 29 | 206 |
| 13. Kerala Mudaliar | ... | ... | ... | ... | ... | ... | ... | ... | ... | ... | ... | 241 | 241 |
| 14. Others | 14 | 27 | ... | 4 | 209 | 160 | 3 | 11 | ... | 10 | 14 | 110 | 562 |
| TOTAL | 467 | 1,274 | 2,168 | 1,245 | 7,575 | 4.348 | 1,823 | 1,203 | 1,140 | 2,515 | 2,194 | 1,302 | 27,254 |

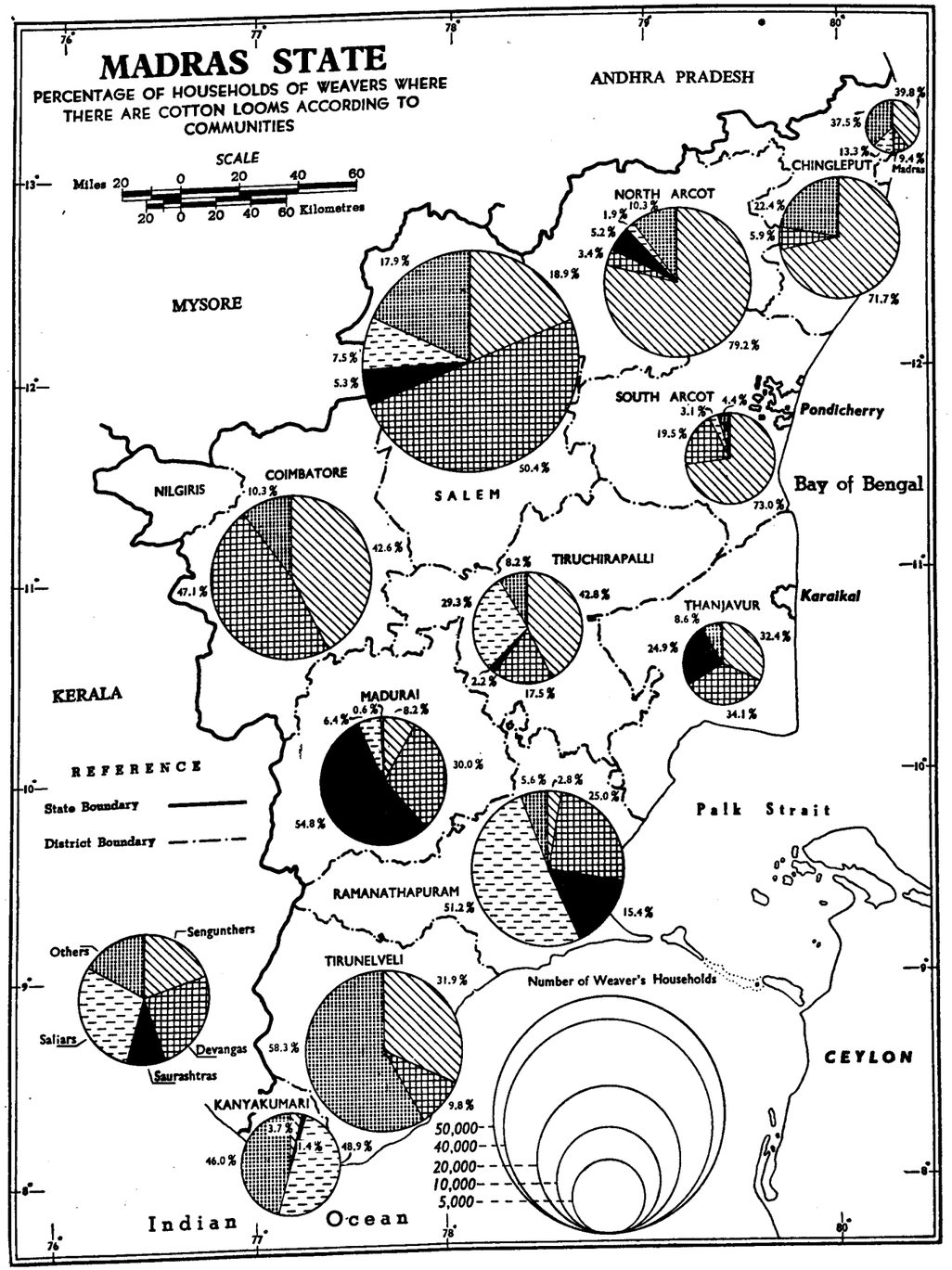

The details of other communities in the above table are as follows:-

| | |
|---|---|
| Christians | 55 |
| Pillais | 108 |
| Acharis | 36 |
| Fishermen | 81 |
| Vaisyas and Chettiars | 80 |
| Rajus | 8 |
| Nairs | 48 |
| Udayars | 83 |
| Konars | 8 |
| Pulavars | 4 |
| Boyars | 13 |
| Veera Saivas | 4 |
| Kanakkans | 7 |
| Barbers | 27 |
| Total | 562 |

Nairs and Kerala Mudaliars are found only in Kanyakumari district which has been transferred to Madras in 1956. Barbers have taken to weaving in Salem and Coimbatore districts. The Sengunthars are spread all over the State; Sowrashtras are found in large numbers in Madurai, Salem, Tanjore and Ramnad districts. The Devangas are found concentrated in Salem and Coimbatore but they are also found scattered in all districts except Kanyakumari. The Saliars are found in the districts of Madras, North Arcot, Salem, South Arcot, Madurai, Tiruchirapalli, Ramanathapuram and Kanyakumari.

The average number of looms per household is 3.0 for the State. But it varies from 2. 1 in Tinnevelly district to 4 in Madras and Coimbatore districts. The following Table gives details for each district. In the last column the corresponding figures relating to the survey conducted by the Madras University are given for comparison:- (Statement LXXXV)

An increase of 0.30 looms per household has been recorded during the last five years.

Of the 14, 254 looms found in 4756 households, hired workers are employed to operate 4675 looms. If it is assumed that one hired worker represents one household, 9431 households are dependent on the income earned from these looms. According to the census of 1961, the average number of persons per household is 4. 64 and the total number of persons covered by these households of hired workers is 21,692 (4. 64 x 4675). To this should be added 27,254 persons

STATEMENT LXXXV

Average number of looms per household.

| District | Number of households covered | Number of looms covered | Average number of looms per household | Average number of looms per household as per University survey | Increase (+) or decrease (—) since 1955 |
|---|---|---|---|---|---|
| Madras | 79 | 321 | 4.00 | 3.1 | + 0.90 |
| Chingleput | 210 | 794 | 3.80 | 2.2 | + 1.60 |
| North Arcot | 409 | 921 | 2.20 | 2.5 | —0.30 |
| South Arcot | 217 | 643 | 3.00 | 2.9 | + 0.10 |
| Salem | 1307 | 4288 | 3.30 | 2.9 | + 0.40 |
| Coimbatore | 709 | 2842 | 4.00 | 2.8 | + 1.20 |
| Madurai | 335 | 825 | 2.50 | 3.4 | —0.90 |
| Tiruchirapalli | 221 | 685 | 3.10 | 2.6 | + 0.50 |
| Thanjavur | 209 | 476 | 2.30 | 1.7 | + 0.60 |
| Ramanathapuram | 462 | 1178 | 2.50 | 2.5 | nil |
| Tirunelveli | 381 | 807 | 2.10 | 2.1 | nil |
| Kanyakumari | 217 | 574 | 2.60 | ... | ... |
| TOTAL | 4756 | 14354 | 3.00 | 2.7 * | |

* Page 56 of the Survey report.

in 4756 households covered by the survey. Thus the total number of persons dependent on the income earned from weaving is 48,946 which works out to 3. 41 persons per loom including the idle looms or 3. 59 persons per active loom. Since the estimated number of looms in the State is 5,89,925 the total number of persons dependent on handloom weaving can be estimated at 20, 11, 644 or 20. 12 lakhs. In other words 5. 97 or 6% of the population are directly dependent on handlooms. This does not include persons who are engaged in auxiliary activities such as warping, sizing, dyeing and making of reeds and healds.

As 5. 1% of the estimated looms are inactive, the total number of active looms is 5,59,839. The total number of weavers can therefore be estimated at 5,59,839. In 1961, particulars were collected regarding the number of workers engaged in cotton handloom weaving which was classified as a household industry. The total number engaged in cotton handloom weaving including Khadi looms has been returned as 4,69,466. The following statement shows the estimated number of active looms as per survey and the number of workers engaged in handloom weaving including Khadi as returned in 1961 Census:-

STATEMENT LXXXVI

No. of active looms compared with the No. of hand workers According to 1961 census.

| District | Total estimated number of looms (1961) | Percentage of idle looms | Number of active looms | Number of persons whose primary industry is hand-loom weaving (Table B-IV-C) of Census |
|---|---|---|---|---|
| Madras | 10,334 | 13.7 | 8.918 | 6,003 |
| Chingleput | 52,596 | 14.8 | 44,812 | 47,282 |
| North Arcot | 45,038 | 6.0 | 42,336 | 39,889 |
| South Arcot | 22,476 | 1.2 | 22,206 | 18,673 |
| Salem | 1,46,319 | 4.4 | 1,39,881 | 1,19,424 |
| Coimbatore | 97,526 | 5.7 | 91,967 | 78,332 |
| Madurai | 38,322 | 2.5 | 37,364 | 31,026 |
| Tiruchirapalli | 34,777 | 1.9 | 34,116 | 21,751 |
| Tanjore | 14,172 | 1.9 | 13,903 | 6,523 |
| Ramanathapuram | 54,843 | 3.5 | 52,923 | 41,041 |
| Tirunelveli | 48,196 | 5.1 | 45.738 | 48,426 |
| Kanyakumari | 25,326 | 4.4 | 24,212 | 11,078 |
| TOTAL | 5,89,925 | 5.1 | 5,59,839 | 4,69,466 |

The figures collected at Census include persons who are engaged in ancillary process relating to weaving. For this reason, the Census figures are higher than the number of active looms in Chingleput and Tinnevelly districts.

Again, it is difficult to compare the number of active looms and the number of weavers as returned in Census since in regard to handlooms in urban areas where they are not located and worked at home, but outside, the industry has not been classified as household industry.

Of the 9528 males and 8678 females of the age-group more than twelve, 7691 men and 1261 women are engged in weaving. 1,687 women are assisting the men in preparatory processes like bobbin winding, pirn winding and piecing. Thus out of the total 18206 males and females who are aged more than twelve, 10,639 persons are directly engaged either in weaving or preparatory processes connected with weaving. The following statement gives districtwise details:-

STATEMENT LXXXVII

No. of male and female weavers.

| District | Number of persons aged 12 and above | | Number of persons engaged in weaving | | Number of females engaged in preparatory processes |
|---|---|---|---|---|---|
| | Males | Females | Males | Females | |
| Madras | 167 | 143 | 93 | ... | 40 |
| Chingleput | 418 | 368 | 329 | 8 | 15 |
| North Arcot | 738 | 676 | 612 | 74 | 38 |
| South Arcot | 409 | 367 | 311 | 26 | 9 |
| Salem | 2640 | 2426 | 2105 | 635 | 313 |
| Coimbatore | 1546 | 1471 | 1165 | 70 | 898 |
| Madurai | 593 | 550 | 488 | 32 | 33 |
| Tiruchirapalli | 412 | 402 | 315 | 65 | 223 |
| Tanjore | 371 | 351 | 339 | 15 | 10 |
| Ramanathapuram | 936 | 789 | 834 | 197 | 10 |
| Tirunelveli | 808 | 723 | 662 | 67 | 97 |
| Kanyakumari | 490 | 412 | 438 | 72 | 1 |
| TOTAL | 9528 | 8678 | 7691 | 1261 | 1687 |

Of the 8952 looms operated by the household weavers, 14.1% are operated by women. The proportion of female weavers is very high in Salem namely 23.2%. Generally, utility varieties are produced in Salem district in which the women weavers have achieved a high degree of proficiency. The proportion of women engaged in preparatory processes is rather striking in Salem, Coimbatore and Tiruchirapalli which indicates the tendency to increase the income and women of fairly well-to-do households do not consider it beneath their dignity to undertake such activities.

One striking feature of the composition of Weavers' households is the low proportion of females to males. The total number of persons in the households covered by the Survey is 27,254 of whom 14,152 are male and 13,102 are females. The number of females per thousand males is 926 as against the State average of 992. The number of females to males in households engaged in weaving is, therefore, much lower than the State average. The following statement shows the number of households covered by the survey in each district and females in these households:-



STATEMENT LXXXVIII

Proportion of males & females in weavers' households.

| District | Number of households covered by the survey | Males | Females | Total |
|---|---|---|---|---|
| Madras | 79 | 243 | 224 | 467 |
| Chingleput | 210 | 696 | 578 | 1,274 |
| North Arcot | 409 | 1,111 | 1,057 | 2,168 |
| South Arcot | 217 | 642 | 603 | 1,245 |
| Salem | 1,307 | 3,867 | 3,708 | 7,575 |
| Coimbatore | 709 | 2,260 | 2,088 | 4,348 |
| Madurai | 335 | 923 | 900 | 1,823 |
| Tiruchirapalli | 221 | 613 | 590 | 1,203 |
| Tanjore | 209 | 565 | 575 | 1,140 |
| Ramanathapuram | 462 | 1,369 | 1,146 | 2,515 |
| Tirunelveli | 381 | 1,141 | 1,053 | 2,194 |
| Kanyakumari | 217 | 722 | 580 | 1,302 |
| | 4,756 | 14,152 | 13,102 | 27,254 |

The average number of persons per household is 5.37 against the State average of 4.64. While the proportion of females to males is lower than the State average, the number of persons per household is higher.

During the survey, details were collected of family workers aged 12 and above and others below 12. Since boys of 12 are good at weaving, they are classified as adults taking proficiency in weaving as the criterion. An analysis of the figures shows the following position:

| | 12 years and above (adults) | Below 12 years (children) | Percentage of children to total |
|---|---|---|---|
| Males | 9,528 | 4,624 | 32.7 |
| Females | 8,678 | 4,424 | 33.8 |

The proportion of female children to adult females is higher than the corresponding figure for males. But among adults there are only 911 females for 1,000 males while the proportion is 957 for children. The inference is that the mortality among women belonging to weavers' communities is comparatively higher, as the female members are generally called upon to do the preparatory processes and also operate the looms in addition to their family duties and obligations which in due course undermine their health.

The monthly income of weavers belonging to the different categories as estimated in the last two surveys is given below:

| category of weavers | Survey by the Director of Statistics Rs. | np. | Survey by the Madras University Rs. | np. |
|---|---|---|---|---|
| Dependent weavers | 26 | 60 | 33 | 00 |
| Independent weavers | 26 | 90 | 33 | 87 |
| Members of co-operatives | 27 | 20 | 29 | 12 |

The variation between the two sets of figures is rather high. Our survey has disclosed that the net average monthly income per loom for the three categories of weavers is as follows:-

1. Dependent weavers Rs. 25.75
2. Independent weavers Rs. 18.75
3. Members of cooperatives Rs. 27.25

The above figures indicate that a member of a co-operative is better off than the other two classes.

Tables LXXXIX, XC and XCI give details of income from weaving per household and per loom in each district. In Table XCII the average monthly income per loom for the three classes of weavers is given for comparative study:-

As indicated earlier, independent weavers are mostly master-weavers. The average monthly income of looms controlled by them varies from Rs. 9.50 to Rs. 32.75; except in Tiruchirapalli and Tinnevely, the income per loom of this category is the lowest. The wide variation in income is an indication of the unsteady nature of work.

A comparison of the average income of a loom operated by a dependent weaver and by a member of a Cooperative Society discloses that the income of dependent weavers is higher in the districts of Madras, Salem, Ramanathapuram and Kanyakumari. The Cooperatives regulate their wages with reference to market rates. A deduction of 0.06 np per rupee is made from wages towards thrift fund. The net amount of wages disbursed by the Societies is more or less equal to the wages paid by master weavers. If the Cooperative and a master weaver provide work regularly to the looms

under their control, the difference in the monthly average income of the two classes will become negligible. It, therefore, follows that the looms are not given work continuously. In the districts of Trichy, Coimbatore and Tanjore where superfine counts of yarn is used, the average income is the highest. In Tirunelveli district medium counts dhoties and sarees are produced and the income is low. In the Lunghi producing centre of Madras and Chingleput districts, the average income is the lowest (except Tinnevely) consequent on the fall in export of handloom cloth.

Out of 4,756 households covered by the Survey, 1,169 households have taken up some subsidiary occupation to increase their family income. The main among such occupations are connected with weaving namely bobbin winding, pirn winding and piecing. A few have taken

STATEMENT LXXXIX

Dependent Weavers

| | District | Number of households | Total No. of looms possessed | Income from weaving in a year | Average annual income* per household | Average annual income* per loom | Average monthly income per household | Average monthly income per loom |
|---|---|---|---|---|---|---|---|---|
| | | | | | | | Rs. np. | Rs. np. |
| 1 | Madras | 57 | 181 | 42,731 | 750 | 236 | 62 50 | 19 72 |
| 2 | Chingleput | 170 | 622 | 1,22,189 | 719 | 196 | 59 92 | 16 33 |
| 3 | North Arcot | 392 | 881 | 2,83,370 | 723 | 322 | 60 25 | 2[illegible] 83 |
| 4 | South Arcot | 201 | 595 | 1,55,786 | 775 | 262 | 64 59 | 21 83 |
| 5 | Salem | 790 | 2,222 | 7,25,376 | 918 | 326 | 76 50 | 27 17 |
| 6 | Coimbatore | 372 | 832 | 3,41,887 | 919 | 411 | 76 58 | 34 25 |
| 7 | Madurai | 301 | 683 | 2,26,663 | 753 | 332 | 62 75 | 27 67 |
| 8 | Tiruchirapalli | 86 | 201 | 63,210 | 735 | 315 | 61 25 | 26 25 |
| 9 | Tanjore | 185 | 428 | 1,53,300 | 829 | 358 | 69 08 | 29 83 |
| 10 | Ramnathapuram | 328 | 769 | 2,48,445 | 757 | 323 | 63 08 | 26 92 |
| 11 | Tinnevely | 281 | 602 | 1,22,678 | 437 | 204 | 36 33 | 17 00 |
| 12 | Kanyakumari | 108 | 243 | 69,405 | 643 | 286 | 53 59 | 23 83 |
| | | 3,271 | 8,259 | 25,55,040 | 781 | 309 | 65 08 | 25 75 |

* to the nearest rupee

STATEMENT XC

Independent Weavers

| | Distric | Number of households | Total No. of looms possessed | Income from weaving in a year | Average annual income per household | Average annual income per loom | Average monthly income per household | Average monthly income per loom |
|---|---|---|---|---|---|---|---|---|
| | | | | | | | Rs. np. | Rs. np. |
| 1 | Madras | 13 | 101 | 19,130 | 1,471 | 181 | 122 69 | 15 09 |
| 2 | Chingleput | 10 | 76 | 8,664 | 866 | 114 | 72 17 | 9 50 |
| 3 | North Arcot | ... | ... | ... | ... | ... | ... | ... |
| 4 | South Arcot | ... | ... | ... | ... | ... | ... | ... |
| 5 | Salem | 118 | 819 | 1,69.308 | 1,435 | 207 | 119 58 | 17 25 |
| 6 | Coimbatore | 51 | 1,229 | 2,68,427 | 5,263 | 218 | 438 58 | 18 17 |
| 7 | Madurai | 3 | 63 | 7,267 | 2,432 | 115 | 202 67 | 9 58 |
| 8 | Tiruchirapalli | 13 | 236 | 92,811 | 7,139 | 393 | 594 91 | 32 75 |
| 9 | Tanjore | ... | ... | ... | ... | ... | ... | ... |
| 10 | Ramnathapuram | 28 | 147 | 33,690 | 1,203 | 229 | 100 02 | 19 08 |
| 11 | Tirunelveli | 8 | 19 | 5,313 | 664 | 280 | 55 33 | 23 33 |
| 12 | Kanyakumari | 2 | 26 | 6,000 | 3,000 | 238 | 250 00 | 19 83 |
| | | 246 | 2,716 | 6,10,610 | 2,482 | 225 | 206 83 | 18 75 |

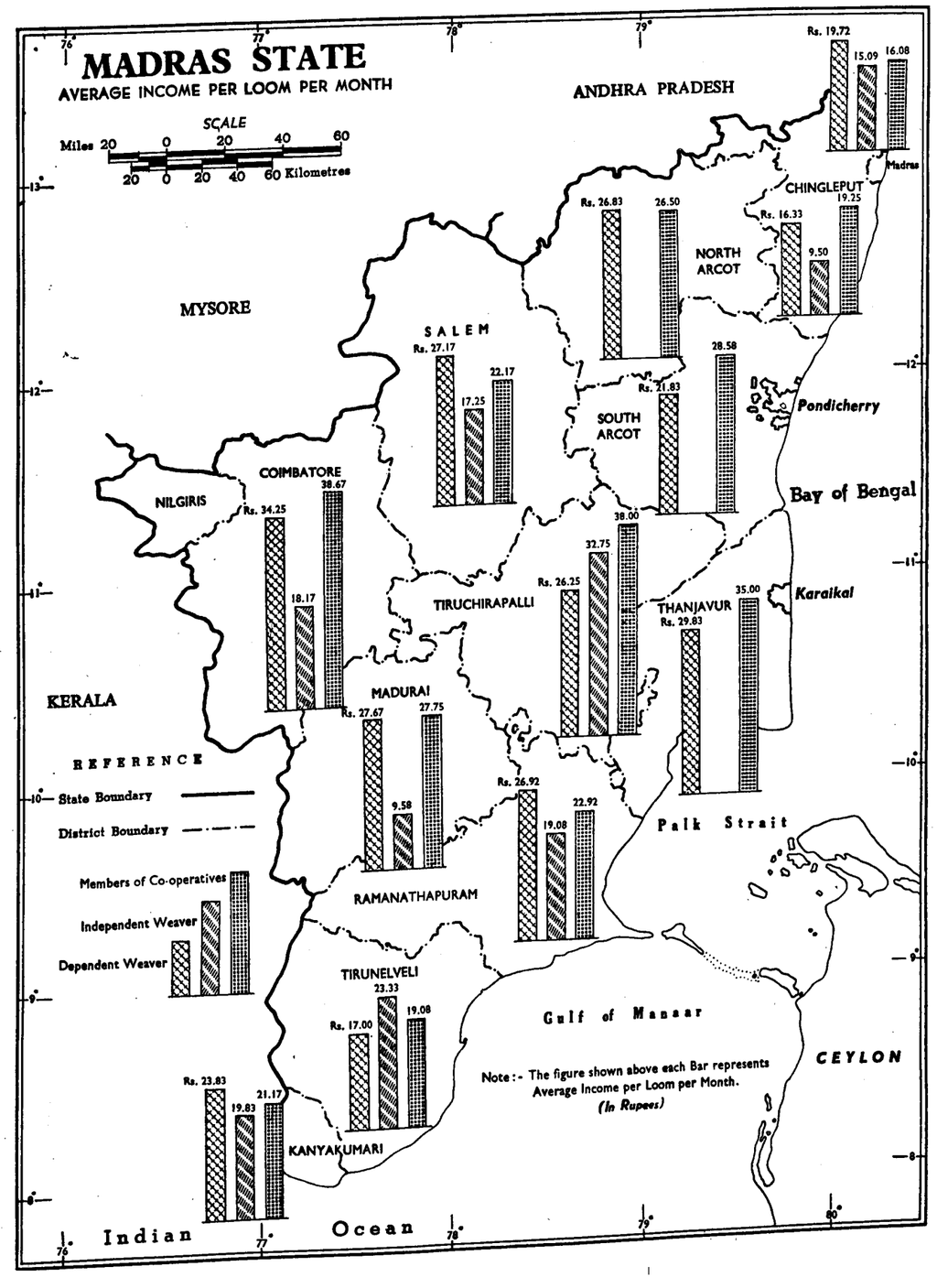

## AVERAGE MONTHLY EARNINGS PER LOOM

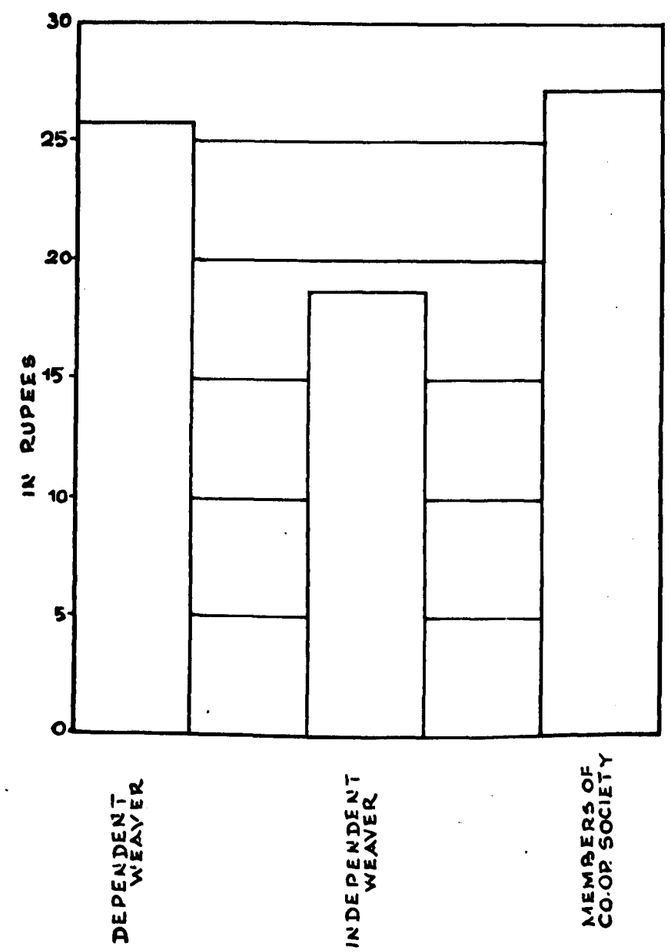


### STATEMENT XCI

Income of Members of Co-operatives

| | District | Number of households | Total No. of looms possessed | Income from weaving in a year | Average annual income: Per household | Average annual income: Per loom | Average monthly income: Per household | Average monthly income: Per loom |
|---|---|---|---|---|---|---|---|---|
| | | | | Rs. | Rs. | Rs. | Rs np | Rs. np. |
| 1 | Madras | 9 | 39 | 7,565 | 840 | 193 | 70 00 | 16 08 |
| 2 | Chingleput | 30 | 96 | 22,519 | 757 | 231 | 63 08 | 19 25 |
| 3 | North Arcot | 17 | 40 | 12,704 | 747 | 318 | 62 25 | 26 50 |
| 4 | South Arcot | 16 | 48 | 16,453 | 1,028 | 343 | 85 67 | 28 58 |
| 5 | Salem | 399 | 1,247 | 3,31,256 | 830 | 266 | 69 17 | 22 17 |
| 6 | Coimbatore | 286 | 781 | 3,62,213 | 1,266 | 464 | 105 50 | 38 67 |
| 7 | Madurai | 31 | 79 | 26,293 | 848 | 333 | 70 67 | 27 75 |
| 8 | Triuchirapalli | 122 | 248 | 1,13,206 | 928 | 456 | 77 33 | 38 00 |
| 9 | Tanjore | 24 | 48 | 20,172 | 840 | 420 | 70 00 | 35 00 |
| 10 | Ramnathapurm | 106 | 262 | 72,052 | 680 | 275 | 56 67 | 22 92 |
| 11 | Tirunelveli | 92 | 186 | 42,518 | 462 | 229 | 38 50 | 19 08 |
| 12 | Kanyakumari | 107 | 305 | 77,400 | 723 | 254 | 60 25 | 21 17 |
| | Total | 1,239 | 3,379 | 11,04,351 | 891 | 327 | 74 25 | 27 25 |

### STATEMENT XCII

Average monthly income per loom of different classes of Weavers

| | District | Dependent weavers | Independent weavers | Members of co-operatives |
|---|---|---|---|---|
| | | Rs. np. | Rs. np. | Rs. np. |
| 1 | Madras | 19 72 | 15 09 | 16 08 |
| 2 | Chingleput | 16 33 | 9 50 | 19 25 |
| 3 | North Arcot | 26 83 | ... | 26 50 |
| 4 | South Arcot | 21 83 | ... | 28 58 |
| 5 | Salem | 27 17 | 17 25 | 22 17 |
| 6 | Coimbatore | 34 25 | 18 17 | 38 67 |
| 7 | Madurai | 27 67 | 9 58 | 27 75 |
| 8 | Tiruchirapalli | 26 25 | 32 75 | 38 00 |
| 9 | Tanjore | 29 83 | ... | 35 00 |
| 10 | Ramnathapuram | 26 92 | 19 08 | 22 92 |
| 11 | Tirunelveli | 17 00 | 23 33 | 19 08 |
| 12 | Kanyakumari | 23 83 | 19 83 | 21 17 |
| | | 25 75 | 18 75 | 27 25 |

up farm labour and service under others. The following are the details:-

1. Number of households covered by the survey — 4, 756
2. Number of households where the family income is augmented by occupations other than weaving. — 1, 169
3. Total number of persons engaged in other occupations — 1, 704
4. Of the number specified in Col. 3
   (1) number engaged in occupations connected with weaving — 1, 452
   (2) Other occupations — 252
5. Total income earned by other occupations — 4, 06, 369
6. Average annual income per household where other occupation is carried on — Rs. 348 (or) Rs. 29.00 per mensem.
7. Average annual income if all the households are taken into account. — Rs. 85/- (or) Rs. 7. 00 per mensem

The average income of the households where subsidiar occupation is followed is higher than other household by Rs 29/-per mensem which is a substantial additio to the family income.

The following table gives district-wise figures:-

STATEMENT XCIII

Income from subsidiary occupations

| District | No. of house-holds covered by the Survey | No. of house-holds where subsidiary occupation is carried on | Income from subsidiary occupation in a year | Total No. of persons engaged in subsidiary occupations | Of the total No. specified in Column (5) Engaged in occupation connected with Weaving | Other occupations | Remarks |
|---|---|---|---|---|---|---|---|
| 1 | 2 | 3 | 4 Rs. | 5 | 6 | 7 | 8 |
| Madras | 79 | 17 | 17.661 | 40 | 15 | 25 | Clerk, Tailor, Native Doctor, Mechanic General labour. |
| Chingleput | 210 | 14 | 7.662 | 15 | 14 | 1 | Servant |
| North Arcot | 409 | 30 | 13,040 | 39 | 39 | ... | ... |
| South Arcot | 217 | 5 | 4,324 | 9 | 9 | ... | ... |
| Salem | 1,307 | 220 | 93,893 | 317 | 269 | 48 | Farm labour, fuel business, Teaching, service under others and tailoring. |
| Coimbatore | 709 | 594 | 1,93,394 | 897 | 843 | 54 | Farm labour, midwife, Service under others |
| Madurai | 335 | 22 | 6,385 | 33 | 33 | ... | ... |
| Tiruchirapalli | 221 | 166 | 35,149 | 235 | 216 | 19 | Farm labour, service under others. |
| Tanjore | 209 | 6 | 3,480 | 10 | 10 | ... | ... |
| Ramanathapuram | 462 | 8 | 8,632 | 8 | 2 | 6 | Service under others and Teaching. |
| Tirunelveli | 381 | 85 | 20,529 | 99 | 2 | 97 | Beedi rolling mainly |
| Kanyakumari | 217 | 2 | 2,200 | 2 | ... | 2 | Car driving, service in shops. |
| Total | 4,756 | 1,169 | 4,06,369 | 1,704 | 1,452 | 252 | |



**Indebtedness :**

The Special Officer for Cottage Industries, 1929 observed as follows on indebtedness of weavers:

> "The question of indebtedness is the crux of the weaver problem. They have obviously no means of wiping off their debts except through an insolvency court, but so long as they are not free from the trammels of oppression, efforts to rescue them cannot be very much successful".

The Director of Statistics has estimated in 1954 that the average indebtedness of weavers for whom weaving is the sole occupation is Rs. 168.8 and that the amount of indebtedness is of the order of 7. 7 crores.

Whenever a dependent weaver is asked why he did not join cooperatives, his standard answer is that he is indebted to the master weavers under whom he is working and if his debts are paid back, he will be able to become a member of the cooperative. The question of extending assistance to these weavers to wipe off their debts is also under consideration. An attempt was made to collect figures of family expenditure and indebtedness. The following table contains details of income, expenditure and debt of three classes of weavers:

STATEMENT XCIV

Income and indebtedness of the three categories of weavers.

| | Dependent weavers | Independent weavers | Member of Cooperatives |
|---|---|---|---|
| 1. Income from weaving | Rs. 25,55,040 | 6,10,610 | 11,04,351 |
| 2. Subsidiary income | Rs. 2,00,253 | 56,024 | 1,50,092 |
| 3. Total income | Rs. 27,55,293 | 6,66,634 | 12,54,443 |
| 4. Expenditure incurred for maintaining the family | Rs. 34,62,863 | 5,03,916 | 15,88,721 |
| 5. Indebtedness | Rs. 9,43,664 | 2,67,766 | 3,77,515 |

The figures under (4) represent expenditure f subsistence such as food, clothing, fuel, house rent a other miscellaneous expenditure. Of the 4756 hous holds covered, 3962 households live in their own house Many of them pay only a small sum annually as re for the ground on which they have to put up huts. Tl expendiiure under house-rent is, therefore, not apprec able. Nevertheless they are not able to balance the budget. Since dependent weavers get the raw materia from master weavers and members of cooperativ from cooperative societies, these two classes do n need any working capital. They can afford to sper all their income on family expenditure and borro from master weavers to meet the deficit in their incom Their household expenditure is much in excess of the income. In the case of independent weavers, the fami expenditure is lower than the income; their del amounts to Rs. 2,67,766 because they borrow to pu chase yarn, to make repairs to looms, to purchase ree and healds and then to conduct their business. A classes of weavers have large debts.

We have estimated that the total number of loon in the State is 5,89,925 and that the average number c looms per household is 3. On this basis, 1,96,64 households depend on handloom weaving. The estin ate of the Madras University is 1,80,000. Of the 475 census households, the number of households indebte is 3273 and the average debt per household is Rs. 485.4 or Rs. 161.82 per loom. The number of househol indebted can be estimated at 1,35,326 and their in debtedness at 65.7 millions (Rs. 6.6 crores This estimate is lower than the estimate o the Director of Statistics in 1954 which was Rs. 7. crores.

SECTION IV

## COST OF PRODUCTION OF HANDLOOM CLOTH

**Counts of yarn and other Raw-Materials used by the Industry**

The components in the cost structure of handloom fabrics are the cost of raw materials and weaving wages. In addition to cotton yarn, lace (Gold thread) art-silk yarn, and silk yarn are used in the borders and headings in sarees, especially of higher counts. Gold thread and silk yarn are used in dhothies also. In the case of mixed fabrics, art silk yarn is generally used for warp and cotton yarn for weft; in Palani area of Madurai District, however Cotton yarn of 60s count is used for warp for these fabrics. Staple fibre has not yet become popular among weavers. The cost of dyeing is an important factor in the cost of coloured fabrics.

Folded yarn (2/20s) and coarse yarn of counts below 20s are generally used for the production of carpets and bedsheets. Dhothies and sarees are produced in all counts from 20s to 100s. For export varieties like

lungis and Madras handkerchiefs the counts of yarn used are 20s to 80s. Towels are produced mostly from 20s count and to some extent 40s also. 60s to 100s counts are used for angavastrams. (Upper cloth). In Thathiengarpet in Trichy district imported yarn of 120 counts is used for the production of upper cloth.

**Preparatory Processes**

2. Cotton yarn which is in the form of hanks of 840 yards each has to be passed through a series of processes known by the general term "preparatory". These are (i) Winding, (ii) Warping and (iii) sizing. Independent weavers who purchase hank yarn have to do the above "preparatory" processes themselves before weaving. Most of master weavers supply sized warps with the result that the dependent weaver can straight away attach the warp to his loom. In the case of co-operative societies some societies supply sized warps while others supply yarn in hank form. In the latter case members of co-operatives have to arrange for the preparatory processes and the net income to the members is the difference between the gross weaving wage paid by the societies and the cost of preparatory processes. The three operations are briefly explained below:

(i) WINDING: Winding consists in transferring the yarn from several hanks each containing 840 yards to tin bobbins. The hank yarn is placed on a vertical bamboo swift and revolves on a pivot and the yarn is wound on the bobbin with the aid of a charka. (Photo-I) The object of winding is to get a continuous thread of considerably greater length than that contained in a hank and to place it in a compact condition suitable for the subsequent operation of warping. Generally one knot of 8,400 yards is wound on each bobbin. The usual charge for this operation varies from 0.02 np to 0.06 np. per knot of ten hanks.

(ii) WARPING: Mill warping is now the usual practice. A number of bobbins usually 30 to 40 on which yarn has been wound is placed near the mill, and the threads from these bobbins are passed through the eyes of an automatic leasing rack and coiled spirally on the warping mill. After the mill has made one revolution it is turned back again so that the length of the warp wound on the mill is twice its circumferance, and each thread constitutes a warp. (Photo-II) The usual charge for warping varies from 0.02 np to 0.06 np per knot.

(iii) SIZING: The warp is stretched horizontally in sheet form by inserting a stout bamboo through the loops at each end. These bamboos are secured by a rope passing over a tresle to a peg firmly fixed on the ground. All the threads are placed in regular parallel lines. The size or kanji which is made from rice or ragi flour or tamarind seed powder is spread evenly over the sheet with a small brush. However, only raw rice kanji is used for finer counts; Coconut oil or gingelly oil for higher counts and groundnut oil for lower counts are mixed in the kanji. The oil makes the warp soft. The warp is then brushed with a heavy brush several times in one direction alone. The threads are prevented from sticking together by frequently separating the lease rods which divide them into two layers. The sheet is reversed and the processes continued. The charge for sizing varies from 0.10 np to 0.24 np per knot. (Photo-III). In Table XCV the rates for bobbin winding, warping and sizing in some seleted centres are given.

The sized warp is passed through the eyes of healds and dents in the reeds and this operation is called "drawing-in". Usually after the first warp is woven the warp ends are not removed from the heald. The cut ends of the old warp are joined to the ends of the new warp, to be woven. This operation is known as "piecing" or warp joining and is generally done by the members of the weavers' family. (Photo-IV) Where a weaver has no such facilities he has to get it done by some one outside the family and incur additional expenditure which varies according to the number of ends in the warp. Generally the rate works out 0.06 np per knot of yarn used in the warp. After completing the piecing operation the warp is given a dressing (allupidithal) to ensure that all the ends are even and are not criss-cross. (Photo-V).

In all handloom centres there is a basic gross weaving wage for each variety; where co-operatives and master weavers supply sized warps, the cost of winding, warping and sizing is deducted from the gross basic wage and the balance only is disbursed to the weaver.

The weft yarn which is in the form of hanks has to be wound on pirns, and this operation is done by the weavers' family. If the pirn winding operation is done by others the wages to be paid are usually double the rate for bobbin winding. (Photo-VI)

Winding of (Mill) Yarn on bobbins.



Preparation of a Warp.



Street sizing of a Warp.



Piecing or warp joining.

Street dressing of a warp (Allupidithal).



Pirn winding of (Mill) Yarn for weft.



## STATEMENT XCV

Charges for "Preparatory" processes

| District | Name of the centre | Counts used | Preparatory processes per one knot of 10 hanks (8,400 yards) | | |
|---|---|---|---|---|---|
| | | | Bobbin winding | Warping | Sizing |
| | | | Rs. np. | Rs. np. | Rs. np. |
| 1 North Arcot | Sathuvacheri | 40s | 02¾ | 02¾ | 12 |
| | | 60s | 02¾ | 02¾ | 09 |
| | Gudiyatham | 26s | 02 | 02 | 22½ |
| | | 40s | 04 | 04 | 12 |
| 2 South Arcot | Meenakshipet | 40s | 03 | 04 | 12 |
| | | 60s | 03 | 04 | 13 |
| | Thirukovilur | 40s | 03 | 03 | 10 |
| 3 Salem | Trichengode | 30s | 03 | 03 | 13 |
| | Salem (Town) | 2/40s | 04 | 08 | nil |
| | | 60s | 03 | 06 | 18 |
| | Ammapet | 20s | 03 | 05 | 17 |
| | | 40s | 03 | 06 | 18 |
| | | 60s | 03 | 05 | 17 |
| | | 80s | 03 | 05 | 16 |
| | | 100s | 03 | 06 | 18 |
| | Mecheri | 40s | 03 | 03 | 12 |
| | | 60s | 03 | 03 | 11 |
| 4 Coimbatore | Erode | 20s | 03 | 03 | 10 |
| | Tirupur | 100s | 03 | 03 | 23 |
| | Seerinaikenpalayam | 100s | 03 | 04 | 24 |
| 5 Madurai | Vadugapatti | 40s | 03 | 05 | 10 |
| | | 60s | 03 | 05 | 14 |
| 6 Tiruchirapalli | Variankaval | 20s | 03½ | 03 | 22 |
| | | 40s | 03 | 03 | 15 |
| | | 60s | 03 | 03 | 14 |
| | Woriyur | 100s | 03½ | 03½ | 18 |
| | Thathaingarpet (White) | 100s | 03 | 02 | 15 |
| | (Colour) | 100s | 04 | 04 | 18 |
| 7 Tanjore | Mayuram | 20s | 05 | 05 | 20 |
| | | 40s | 04 | 05 | 21 |
| | | 60s | 04 | 05 | 19 |
| | | 80s | 03 | 04 | 16 |
| | | 100s | 03 | 04 | 17 |
| 8 Ramnathapuram | Rajapalayam | 26s | 03 | 03 | 17 |
| | | 30s | 03 | 03 | 20 |
| | Aruppukottai | 20s | 03½ | 04 | 21 |
| | Paramakudi | 100s | 03 | 04½ | 15 |
| 9 Tirunelveli | Sankarankoil | 24s | 03 | 03 | 15 |
| | Kallidaikurichi | 20s | 02 | 02½ | 10 |
| | Ettayapuram | 26s | 04 | 03 | 17 |
| | Melapalayam | 20s | 02 | 04 | 14 |
| | | 40s | 04½ | 03½ | 19 |
| 10 Kanyakumari | Vadaseri | 40s | 04 | 03 | 17 |
| | | 60s | 03 | 03 | 15 |
| | | 80s | 04 | 03 | 15 |

**Dobbies and Jacquards**

3. Where fabrics of simple pattern are produced dobby boxes are attached to the looms but when elaborate border designs and colour pattern are required "Jacquards" are attached. Dobbies and Jacquards are contrivances to produce patterns or "pate" on handloom fabrics.

Extra wages are paid to weavers for dobby and jacquard designs depending upon the patterns. Photo VII shows a plain loom while Photos VIII and IX are looms to which a dobby and a jacquard respectively have been attached.

**Dyeing**

4. In Madras State 41.4 per cent of the looms are engaged in the production of coloured sarees. Coloured yarn is required for the production of lungis and Madras handkerchiefs, bed sheets, carpets, shirtings, etc., and for borders and headings of dhothies and towels. The mumber of looms engaged in the production of coloured yarn is more than 60 per cent. The various colours used are vat colours, napthols, sulphur and direct colours. The dyeing charges are the highest for vat colours and the lowest for the sulphur and direct colours.

**Vat Colours**

These are among the fastest known and are used where all-round fastness is desired. Green, Blue, Olive, Black, Violet are some of the dark colours produced with vat dyes. There are also several light shades in vat colours such as mercury, cream, krotan etc. The dyeing rates charged by the Madras State Handloom Weavers' Co-operative Society and the dyers approved by the society for undertaking dyeing on behalf of weavers co-operatives are as follows:

| | *For 10 Pounds* |
|---|---|
| Diamond Green | Rs. 16 70 |
| Carpet Blue | 11 20 |
| Silk Olive | 14 80 |
| Vat Black | 32 10 |
| Durbar Violet | 15 20 |
| Mercury | 7 00 |
| Cream | 7 20 |
| Krotan | 7 20 |

The reputed private dyers also charge more or less the same rates

**Napthol Colours**

These colours give bright and fast shades of very great depth though they have poor rubbing fastness properties. But this series has the advantage over the vats in that it is possible to produce dyeings in greenish yellow and bright orange shades, which do not render when exposed to sunlight unlike the corresponding vat colours.

The rates charged by the Madras State Handloom Weavers Co-Operative Society for some of the more important shades are as follows:

| **Dark Shades:** | *For 10 Pounds* |
|---|---|
| Orange | Rs. 5 00 |
| Golden Yellow | 6 60 |
| Kempu | 6 40 |
| Arakku | 8 10 |
| Chocolate | 8 00 |
| Silk brown | 8 10 |
| Dark tan | 12 40 |
| **Light Shades:** | |
| Kanagambaram | 3 80 |
| Rose | 3 80 |
| Blotting | 3 50 |
| Biscuit | 5 00 |

**Sulphur Colours**

For dyeing blacks at a cheap rate sulphur black is largely used. It produces shades which are fast to light and washing but its fastness to bleaching is poor.

The usual dyeing rate for sulphur black is Rs. 5.00 for 10 pounds of yarn as against Rs. 32.10 for vat black.

Direct colours which are not fast to bleaching are used when cheapness is the criterion. Weavers co-operatives and reputed master weavers do not use direct colours at all.

When deep shades at cheap cost could not be obtained with dyestuffs from a single class, "topping" is resorted to. By topping is meant "over dyeing" a shade with another dyestuff of a different class. It is common practice to top a



Cotton Handloom - plain. Fly-shuttle.

Cotton Handloom fly-shuttle. Dobby design.



Cotton Handloom fly shuttle – with a jacquard.



Dyeing of Cotton Yarn.

PERCENTAGE OF NET WEAVING WAGE IN THE COST OF PRODUCTION REPRESENTING INCOME OF WEAVERS

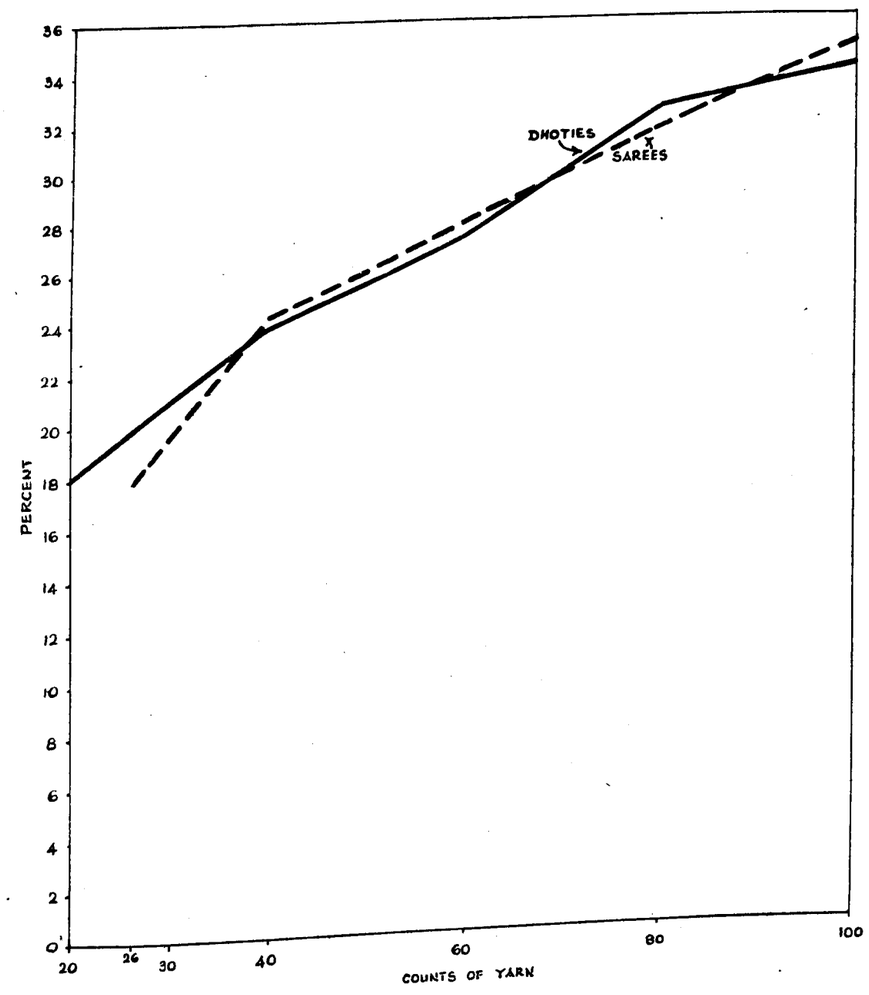

STATEMENT XCVI

Cost Structure of Handloom Fabrics

| Name of the centre | Variety | Counts | Cost structure as per the Madras University (Percent) (Pages 100–103) | | | Cost structure as per the survey by the Census Operations (per cent) | | |
|---|---|---|---|---|---|---|---|---|
| | | | Yarn | Preparatory process | Wages | Yarn | Preparatory process | Wages |
| Karur | Bedsheets | 2/20s/10s | 88.3 | 2.1 | 9.6 | 78 2 | 4.2 | 17 6 |
| Erode | Dhothies | 20s/20s | 76.1 | 11.3 | 12.6 | 71.9 | 6.8 | 21.3 |
| Melapalayam | Dhothies | 20s/20s | 73.5 | 9.8 | 16.7 | 73.7 | 8.6 | 17.7 |
| Tiruchengode | Gada | 20s/20s | 74.3 | 10.1 | 15.6 | 66.9 | 8.0 | 25.1 |
| Bhuvanagiri | Shirtings | 40s/40s | 56.8 | 11.3 | 31.9 | 58 9 | 9.7 | 31.4 |
| Madurai | Sarees | 80s/80s | 53.5 | 9.5 | 37.0 | 57.9 | 9.2 | 32 9 |

Napthol dyeing with a vat dye. The shade and brilliance of topped yarn will be equal to vat colours but the charges for dyeing will be considerably lower, than for vat shades. Photo X shows a case where the yarn is being dipped into a vat containing dyed bath.

**Cost Structure**

5. In a handloom fabric the cost of yarn accounts for more than 50 per cent of the total cost of the cloth. It varies from 50.4 per cent in the case of 100s fabrics to 76.9 in the case of 20s. The percentage of net weaving wage to the total cost is also higher for finer counts. The figures given by the Fact Finding Committee in Table LVIII and Mr. Narayana Rao in his "Report on Survey of Cottage Industries", 1929 in Appendix D are not comparable with the present cost structure since the centres are not mentioned. The Madras University has given details for some specified centres and they are tabulated along with the corresponding figures collected by us. [Statement XCVI]

In the above Statement it may be seen that the proportion of net weaving wage has gone up in Karur, Erode and Trichengode while there is a reduction in respect of sarees in Madurai. There is no change in Melapalayam and Bhuvanagiri.

In the following Statement we give the average of cost structure for dhoties and sarees in various counts in the State at present. The names of centres to which these figures relate are given in Statements CVI to CXVI.

STATEMENT XCVII

Percentage of net to gross wages

| Counts | Variety | Percentage of cost of | | |
|---|---|---|---|---|
| | | Yarn | Preparatory processes | Net weaving wages |
| 20s | Dhoties | 72.6 | 9.4 | 18.0 |
| 40s | Dhoties | 62.4 | 13.8 | 23.8 |
| 60s | Dhoties | 60.3 | 12.1 | 27.6 |
| 80s | Dhoties | 57.6 | 10.0 | 32.4 |
| 100s | Dhoties | 55.7 | 10.2 | 34.1 |
| 26s | Sarees | 70.3 | 11.9 | 17 8 |
| 40s | Sarees | 64.8 | 10.9 | 24.3 |
| 60s | Sarees | 63.4 | 8.5 | 28.1 |
| 80s | Sarees | 59.5 | 8.9 | 31.6 |
| 100s/60s | Sarees | 57.0 | 8.1 | 34.9 |
| 100s | Sarees | 58.3 | 9.3 | 32.4 |

The above Statement shows that the finer the yarn the lower the cost of yarn and the higher the net weaving wage.

We have seen that there is a tendency on the part of weavers in Madras State to take to finer counts and this is because the net income in higher counts is greater than in lower counts.

**Yarn**

6. From 1959 onwards there has been a steady rise in the rates of yarn. The following Statement shows the rates of yarn from 1927-28 onwards upto April 1962.

The Government did not wish to impose any controls but with a view to hold the price line desired that the industry should voluntarily bring down the prices of yarn. Accordingly the Indian Cotton Mills Federation, Bombay, in consultation with the Southern India Mill Owner's Association, Coimbatore, agreed voluntarily to control the price of yarn. The ceiling rates which were first announced in August 1960 were revised in September 1960. The Government

STATEMENT XCVIII

Wholesale Yarn Rates

| Year | 20s Rs. nP. | 40s Rs. nP. | 60s Rs. nP. | 80s Rs. nP. | 100s Rs. nP. |
|---|---|---|---|---|---|
| 1927—28 | 7 50 | 11 00 | 18 00 | 27 00 | 30 00 |
| Madras 1938 (January) | 4 46 | 6 56 | ... | ... | ... |
| Madras 1941 (April) | 5 50 | 8 00 | ... | ... | ... |
| Madras 1943 (October) | 20 53 | 29 28 | 50 87 | (controls introduced in December 1943) | |
| Control Rates 1946 | 11 97 | 17 72 | 39 10 | 51 10 | 63 10* |
| 1946 (Retail) | (12 90) | (19 28) | (combed) (43 10) | (combed) (55 10) | (combed) (67 10) |
| Madras 1953 (October) | 16 69 | 24 37 | 40 75 | ... | ... |
| Madras 1955 (April) | 15 94 | 23 56 | 42 00 | ... | ... |
| Madras 1957 (April) | 18 19 | 25 87 | 39 75 | 76 19 | ... |
| Madras 1959 (April) | 15 64 | 24 71 | 44 59 | 72 14 | 81 35 |
| Madras 1961 (April) | 21 53 | 32 02 | 47 02 | 72 90 | 89 90 |
| Madras 1962 (April) | 21 34 | 33 56 | 51 15 | 78 75 | 94 00 |

* The price of carded yarn is lower by Rs. 3.

SOURCE: 1927-28 Mr. Narayana Rao's report on 'survey of Cottage Industries (page 35), 1938 & 41 Fact Finding Committee's report. Pages 92 & 93' 1943 Report of the Madras University Page 107, 1946 from records relating to controls, 1953 to 62 Madras Yarn Merchants, Association. The price of 60s is for American cotton. The rates for 80s and 100s are for combed yarn.

Price control on yarn was lifted completely with effect from 10th July 1953 and the prices of yarn were within reasonable levels upto 1959. In 1960 prices showed an upward trend as may be seen from the following rates prevailing in April 1959 and April 1960.

STATEMENT XCIX

Prices of yarn in 1959 and 1960

| Count of yarn | April 1959 | April 1960 |
|---|---|---|
| | Rs. np. | Rs. np. |
| 20s | 15 64 | 21 50 |
| 30s | 19 16 | 25 62 |
| 40s | 24 71 | 28 35 |
| 60s (American) | 44 59 | 45 36 |

were not satisfied with the ceilings fixed and the Indian Cotton Mills Federation agreed to the following ceiling rates with effect from 1—1—1961.

STATEMENT C

Ceiling (Net ex-mill) rates for yarn

| Count | Ceiling rates in September 1960 | Ceiling rates on 1-1-1961 | Percentage of reduction |
|---|---|---|---|
| | Rs. np. | Rs. np. | |
| 6s (From Waste Cotton) | 13 57 | 13 03 | 4 |
| 6s (Containing not more than 25% of cotton waste) | 15 75 | 15 12 | 4 |
| 10s | 17 75 | 17 04 | 4 |
| 12s | 18 50 | 17 76 | 4 |
| 14s | 19 50 | 18 72 | 4 |
| 16s | 21 15 | 20 30 | 4 |
| 18s | 21 40 | 20 54 | 4 |
| 20s | 21 60 | 20 75 | 4 |
| 21s | 21 90 | 21 02 | 4 |
| 22s | 22 20 | 21 31 | 4 |
| 24s | 23 05 | 22 47 | 2.5 |
| 26s | 24 18 | 23 70 | 2 |
| 28s | 24 78 | 24 28 | 2 |
| 30s | 25 32 | 24 80 | 2 |
| 32s | 26 10 | 25 58 | 2 |
| 36s | 27 75 | 27 25 | 2 |
| 40s | 28 75 | 28 25 | 1.75 |



The above are the net ex-mill prices for a bundle of 10 pounds, single hank yarn, made from Indian cotton only. Yarn of counts above 40s does not come under the scheme of voluntary price control.

The wholesale rates for 20s, 30s and 40s prevailing in the Madras Market in April 1961 and the above ceiling rates are given below for comparison.

STATEMENT CI

Ceiling rates for yarn compared with wholesale rates

| Counts | Ceiling rates | Wholesale rates | Difference | Percentage of difference |
|---|---|---|---|---|
| | Rs.np. | Rs.np. | Rs.np. | |
| 20s | 20 75 | 21 53 | 0 78 | 3.76 |
| 30s | 24 80 | 26 00 | 1 20 | 4.83 |
| 40s | 28 25 | 32 02 | 3 77 | 13.34 |

From the above Statement it would appear that in respect of the popular 40s count merchants are charging a higher profit margin namely 13.34 per cent while for 20s and 30s it is less than 5 per cent. However, in some weaving centres complaints were also heard about the mills charging a premium.

The yarn prices of 20s and 40s prevailing in the pre-war period are compared below with the wholesale rates in April 1961.

| Counts | 1938 | April | Percentage of increase |
|---|---|---|---|
| | Rs. np. | Rs. np. | |
| 20s | 4.56 | 21.53 | 472 |
| 40s | 6.56 | 32.02 | 488 |

**Weaving Wages**

7. Weaving wage accounts for 23.1 to 49.7 per cent of the cost of production of handloom cloth. The above figures include cost of preparatory process also. If this is excluded the net weaving wage varies from 13.6 to 38.6 per cent. During the control days the wages for handloom cloth increased to very high levels in view of inadequate supplies of yarn, compelling Government to notify the maximum weaving wages under the Madras Handloom cloth Control order, in 1947 to keep the price of handloom cloth at a reasonable level. Soon after Government took this action, prices of handloom fabrics and wages came down. In the following table details of net wages from 1939 are given.

STATEMENT CII

Details regarding Net Handloom Weaving Wages
(From 1939)

Pre-war figures, rates during control period, and present wages
(Per Yard)

| Variety and counts | Specification for the fabric | | | Average weaving wage in 1939 | August 1946 | February March 1947 | Wages fixed under the Madras Handloom cloth control order | 1961 April | 1961 June | Figures in Col. 8 is the average of centres | Percentage of Col. 7 to Col. 3 |
|---|---|---|---|---|---|---|---|---|---|---|---|
| 1 | 2 | | | 3 | 4 | 5 | 6 | 7 | 8 | 9 | 10 |
| | Width | Ends | Picks | Rs. A.P. | Rs. A.P. | Rs. A.P. | Rs. A.P. | Rs. A.P. | Rs. np. | | |
| DHOTHIES: | | | | | | | | | | | |
| 1 20s/20s | 50" | 48 | 48 | 0 0 11 | 0 9 6 | 0 14 0 | 0 9 6 | 0 3 5 | or 0 21 | 8 | 373 |
| 2 40s/40s | 50" | 56 | 52 | 0 1 3 | 0 10 6 | 1 0 9 | 0 9 6 | 0 3 10 | or 0 23 | 4 | 307 |
| 3 60s/60s | 50" | 64 | 64 | 0 1 6 | 0 14 0 | 1 2 3 | 0 11 6 | 0 5 6 | or 0 34 | 5 | 367 |
| 4 80s/80s | 50" | 72 | 72 | 0 2 9 | 1 0 0 | 1 7 0 | 0 13 0 | 0 8 11 | or 0 55 | 2 | 324 |
| SAREES: | | | | | | | | | | | |
| 5 40s/40s | 44" | 56 | 56 | 0 1 0 | 0 11 0 | 0 14 6 | 0 9 0 | 0 4 0 | or 0 25 | 9 | 400 |
| 6 60s/60s | 45" | 64 | 64 | 0 1 9 | 1 0 0 | 1 3 0 | 0 10 6 | 0 7 4 | or 0 46 | 4 | 419 |
| 7 80s/80s | 45" | 72 | 72 | 0 3 0 | 1 2 0 | 1 7 0 | 0 12 0 | 0 8 4 | or 0 52 | 6 | 278 |
| | | | | | | | | | | | 353 |

(Figures in Columns 1 to 6 have been taken from the records relating to the Control period)

**Cost of production**

8. The Madras University has not given any particulars regarding actual weaving wages and cost of production of even a few varieties, of handloom fabrics. The Director of Statistics has given details of the cost structure for 18 varieties of which 10 relate to fabrics produced by the independent weavers; as such the then prevailing wages are not available for these ten varieties.

The reports of the Fact Finding Committee (Appendix XXVIII) and of Sri B. V. Narayanaswamy Naidu (Appendix XXVII) contain some details of wages. But particulars of construction of cloth namely ends and picks per inch have not been given in both these reports, while the names of centres also are not furnished in the report of the Fact Finding Committee. In the absence of these details a comparison of the prices of handloom fabrics as given in these reports with those now prevailing will not be correct. Mr Narayana Rao in his report on the Survey of Cottage Industries (1929) has furnished details for 5 varieties of handloom fabrics. The names of centres to which the particulars relate have not been mentioned, and as such these data are not comparable with the present cost of production. However, the cost of production as reported by Mr. Narayana Rao and present average cost of production are given in the following statement.

Prior to the issue of the Madras Handloom cloth (control) order in 1947, statistics were collected regarding the pre-war retail selling rates of some popular utility varieties of handloom cloth. Allowing a difference of 12½% between the cost of production and the retail rates as profit margin for the producers and dealers the pre-war cost of production was as follows:

STATEMENT CIII

Cost of Production (comparative figures)

| Variety | Counts of yarn used in the fabrics | Ends and picks per inch (As given in the report of (Mr. Narayana Rao) | | Width in inches | Cost of production as reported by Mr. Narayana Rao (Per yard) in 1927-28 | Cost of production per square yard in 1927-28 | Average cost of production per square yard in 1961 of fabrics of specifications mentioned in Col. 2 and 3 | No. of centres to which figures in Col. 8 relate |
|---|---|---|---|---|---|---|---|---|
| 1 | 2 | 3 | | 4 | 5 | 6 | 7 | 8 | 9 |
| | | | | | Rs. a. p. | Rs. nP. | Rs. nP. | | |
| 1. Dhoties | 20s/20s | 48 | 52 | 48″ | 0 4 11 or | 0 30 | 0 23 | 0 74 | 11 Centres |
| 2. Dhoties | 60s/60s | 72 | 72 | 48″ | 0 6 9 or | 0 42 | 0 32 | 0 93 | 5 Centres |
| 3. Turban Cloth | 80s/80s | 80 | 80 | 48″ | 0 9 6 or | 0 59 | 0 44 | 1 27 | 2 Centres |
| 4. Uppers | 100s/100s | 90 | 90 | 48″ | 0 10 9 or | 0 67 | 0 50 | 1 34 | 4 Centres |
| 5. Sarees | 40s/40s | 60 | 64 | 48″ | 0 6 1 or | 0 38 | 0 29 | 0 98 | 4 Centres |

STATEMENT CIV

Cost of Production in 1939

(From records relating to period of controls)

| Description of the variety | Retail selling rate per yard | Cost of production per yard | Cost per square yard | Cost per square yard adjusted for the specifications mentioned in Mr. Narayana Rao's Report | | |
|---|---|---|---|---|---|---|
| | Rs. a. p. | Rs. a. p. | Rs. a. p. | Rs. a. p. | | Rs. nP. |
| 20s/20s Dhoties 50″ (48/48) | 0 3 3 | 0 2 11 | 0 2 1 | 0 2 1 | or | 0 14 |
| 60s/60s Dhoties 50″ (64/64) | 0 4 6 | 0 4 0 | 0 2 11 | 0 3 4 | or | 0 21 |
| 80s/80s Dhoties 50″ (72/72) | 0 7 0 | 0 6 3 | 0 4 6 | 0 4 10 | or | 0 30 |
| 40s/40s Sarees 44″ (56/56) | 0 4 0 | 0 3 7 | 0 2 11 | 0 3 4 | or | 0 20 |



With reference to the above two tables the cost of production in 1928, 1939 and 1961 is given below:

STATEMENT CV

Cost of production per square yard in 1928, 1939 and 1961.

| | Variety, (Specifications as those given in Mr. Narayana Rao's Report | Cost of production per square yard in 1928 | Cost of production per square yard in 1939 | Cost of production per square yard in 1961 | Col. 4 is the average of Centres |
|---|---|---|---|---|---|
| | 1 | 2 | 3 | 4 | 5 |
| | | Rs. nP. | Rs. nP. | Rs. nP. | |
| 1. | 20s/20s Dhoties 48″ 48/52 | 0 23 | 0 14 | 0 74 | 11 Centres |
| 2. | 60s/60s Dhoties 48″ 72/72 | 0 32 | 0 21 | 0 93 | 5 Centres |
| 3. | 80s/88s Dhoties 48″ 80/80 | 0 44 | 0 30 | 1 27 | 2 Centres |
| 4. | 100s/100s Dhoties 48″ 90/90 | 0 50 | ... | 1 34 | 4 Centres |
| 5. | 40s/40s Sarees 48″ 60/64 | 0 29 | 0 20 | 0 98 | 0 Centres |

We do not wish to record any conclusion regarding the increase in the cost of production of handloom fabrics with reference to the rise in the cost of living index since the data for 1928 and 1939 are the average for the then Madras State, which included certain districts in the present Andhra State and Kerala. The weaving wage varies from district to district and even within a district there are varying rates of wages. Unless comparable data are available for specific varieties no general conclusion can be drawn. On a rough estimate the present prices of handloom fabrics are four and half times pre-war rates.

9. During the visit to important handloom weaving centres, data relating to the cost of production of handloom cloth were collected from co-operatives and prominent master weavers in the centres. The following Statements (CVI to CXVI) give details of the construction of fabrics, proportion of the cost of yarn, net weaving wages and preparatory process and cost of production per linear yard as well as per square yard, for all important varieties of fabrics produced in the Madras State in 1961 (The cost of production is for plain varieties),

| | | |
|---|---|---|
| 1. | 20s/20s | Dhothies |
| 2. | 40s/40s | ,, |
| 3. | 60s/60s | ,, |
| 4. | 80s/80s | ,, |
| 5. | 100s/100s | ,, |
| 6. | 26s/26s | Sarees |
| 7. | 40s/40s | ,, |
| 8. | 60s/60s | ,, |
| 9. | 80s/80s | ,, |
| 10. | 100s/100s | ,, |
| 11. | Miscellaneous varieties such as Bedsheets, Grey pieces, shirtings, towels, lungis and Uppers. | |

## STATEMENT CVI

Cost of Production of 20's Dhothies

| Sl. No. | Name of the District. | Name of the Centre | Width of cloth in inches | Ends per inch | Picks per inch | Length of cloth in yards | Quantity of yarn issued in lbs. | Linear yards per lb. | Square yards per lb. | Cost of Production: Cost of yarn. | Cost of Production: Net wages (excludes preparatory charges.) | Cost of Production: Preparatory charges (excludes piecing) | Cost of Production: Total cost of production | For Rs. 100 cost of Production: Yarn | For Rs. 100 cost of Production: Net wage | For Rs. 100 cost of Production: Prep. Charges. | Cost Price: Per linear yard | Cost Price: Per square yard |
|---|---|---|---|---|---|---|---|---|---|---|---|---|---|---|---|---|---|---|
| 1 | 2 | 3 | 4 | 5 | 6 | 7 | 8 | 9 | 10 | 11 | 12 | 13 | 14 | 15 | 16 | 17 | 18 | 19 |
| | | | | | | | | | | Rs.nP. | Rs.nP. | Rs.nP. | Rs.nP. | | | | Rs.nP. | |
| 1 | Salem | Ammapet | 50 | 50 | 52 | 90 | 30 | 3.0 | 4.2 | 73.78 | 17.10 | 13.50 | 104.38 | 70.7 | 16.4 | 12.9 | 1.16 | 0.84 |
| 2 | Coimbatore | Erode | 50 | 48 | 48 | 72 | 22.5 | 3 2 | 4.4 | 50.00 | 14.83 | 4.75 | 69.58 | 71.9 | 21.3 | 6.8 | 0.97 | 0.70 |
| 3 | Tiruchirapalli | Variankaval | 50 | 48 | 50 | 112 | 35.5 | 3·2 | 4.4 | 81.80 | 26.21 | 9.29 | 117.30 | 69 7 | 22.4 | 7.9 | 1.05 | 0.75 |
| 4 | Tanjore | Mayuram | 52 | 46 | 46 | 64 | 19.7 | 3.2 | 4.6 | 49.23 | 10.51 | 7.00 | 66.74 | 73.8 | 15.7 | 10.5 | 1.04 | 0.72 |
| 5 | ,, | Sikkal | 50 | 46 | 46 | 80 | 24.1 | 3.3 | 4.6 | 54,35 | 13.66 | 8.74 | 76·75 | 70.8 | 17.8 | 11.4 | 0.96 | 0.69 |
| 6 | Ramnatha-puram | Aruppukottai | 48 | 52 | 52 | 132 | 46.3 | 2.9 | 4.0 | 117.87 | 28.31 | 15.85 | 162.03 | 72.7 | 17.5 | 9.8 | 1.23 | 0.88 |
| 7 | ,, | Srivilliputhur | 48 | 44 | 60 | 100 | 32.6 | 3.1 | 4.1 | 67.65 | 11.92 | 8.33 | 87.90 | 76.9 | 13.6 | 9.5 | 0.88 | 0.66 |
| 8 | Tirunelveli | Melapalayam (1) | 50 | 48 | 44 | 108 | 30.7 | 3.5 | 4.9 | 63.70 | 15.50 | 7.25 | 86.45 | 73.7 | 17.9 | 8.4 | 0.80 | 0.58 |
| 9 | ,, | ,, (2) | 46 | 44 | 44 | 114 | 30 | 3.8 | 4.9 | 62.25 | 14.95 | 7.25 | 84.45 | 73.7 | 17.7 | 8.6 | 0.74 | 0.58 |
| 10 | ,, | Sankarankoil | 50 | 56 | 54 | 100 | 36 | 2.8 | 3.9 | 88,72 | 19.37 | 13.75 | 121.84 | 72.8 | 15.9 | 11.3 | 1.22 | 0.88 |
| 11 | ,, | Kallidaikurichi | 50 | 44 | 44 | 35 | 10 | 3.5 | 4.9 | 22.42 | 6.70 | 2.10 | 31.22 | 71.8 | 21.5 | 6.7 | 0.89 | 0.64 |
| | | | | AVERAGE | | | | 3.2 | 4.4 | | | | | 72.6 | 18.0 | 9.4 | 0.99 | 0.72 |

NOTE: The cost of preparatory process includes the following items:
(i) Bobbin winding of warp yarn; (ii) Warping; (iii) Sizing (excluding beaming); (iv) Pirn winding of weft yarn (Where pirn winding is done by the members of the Weaver's Family, the net income will be proportionately higher).

## STATEMENT CVII

Cost of production of 40's Dhothies

| Sl. No. | Name of the Dt. | Name of the Centre | Width of cloth in inches | Ends per inch | Picks per inch | Length of cloth in yards | Quantity of yarn issued in lbs. | Linear yards per lb. | Square yards per lb. | Cost of Production: Cost of yarn | Cost of Production: Net wages (excludes preparatory charge) | Cost of Production: Prepe. charges (excludes piecing) | Cost of Production: Total cost of porduction | For Rs. 100 Cost of Production: Yarn | For Rs. 100 Cost of Production: Net Wages | For Rs. 100 Cost of Production: Preparatory charges | Cost Price: Per linear yard | Cost Price: Per square yard |
|---|---|---|---|---|---|---|---|---|---|---|---|---|---|---|---|---|---|---|
| 1 | 2 | 3 | 4 | 5 | 6 | 7 | 8 | 9 | 10 | 11 | 12 | 13 | 14 | 15 | 16 | 17 | 18 | 19 |
| | | | | | | | | | | Rs.np. | Rs.np. | Rs.np. | Rs.np. | | | | Rs.np | Rs.np |
| 1 | South Arcot | Avalurpet | 52 | 68 | 68 | 24 | 5.38 | 4.5 | 6.4 | 17.85 | 7.35 | 2.75 | 27.95 | 63.9 | 26.2 | 9.9 | 1.16 | 0.81 |
| 2 | Salem | Ammapet | 50 | 68 | 70 | 90 | 18.8 | 4.8 | 6.6 | 61.76 | 20.80 | 17.00 | 99.56 | 62.0 | 20.9 | 17.1 | 1,11 | 0.80 |
| 3 | ,, | Tharamangalam | 50 | 60 | 60 | 72 | 14.0 | 5.1 | 7.1 | 42.60 | 18.44 | 7.81 | 68.85 | 61.9 | 26.8 | 11.3 | 0.96 | 0.69 |
| 4 | Thanjavur | Mayuram | 54 | 62 | 62 | 64 | 13.5 | 4.7 | 7.1 | 38.27 | 13.69 | 7.75 | 59.71 | 64 1 | 22.9 | 13.0 | 0.93 | 0.62 |
| 5 | ,, | Sikkal | 50 | 60 | 60 | 64 | 12.1 | 5.3 | 7.3 | 37.13 | 15.51 | 8.74 | 61.38 | 60.5 | 25.3 | 14.2 | 0.96 | 0.69 |
| 6 | Ramnathapuram | Srivilliputhur | 48 | 52 | 56 | 100 | 16.7 | 6.0 | 8.0 | 47.18 | 16.48 | 12.33 | 75.99 | 62.1 | 21.7 | 16.2 | 0.76 | 0.57 |
| 7 | Tirunelveli | Melapalayam | 50 | 52 | 48 | 120 | 21.2 | 5.7 | 7.9 | 59.89 | 22.19 | 14.37 | 96.45 | 62.1 | 23.0 | 14.9 | 0.80 | 0.58 |
| | | | | | AVERAGE | | | 5·1 | 7.2 | | | | | 62.4 | 23.8 | 13.8 | 0.95 | 0.68 |

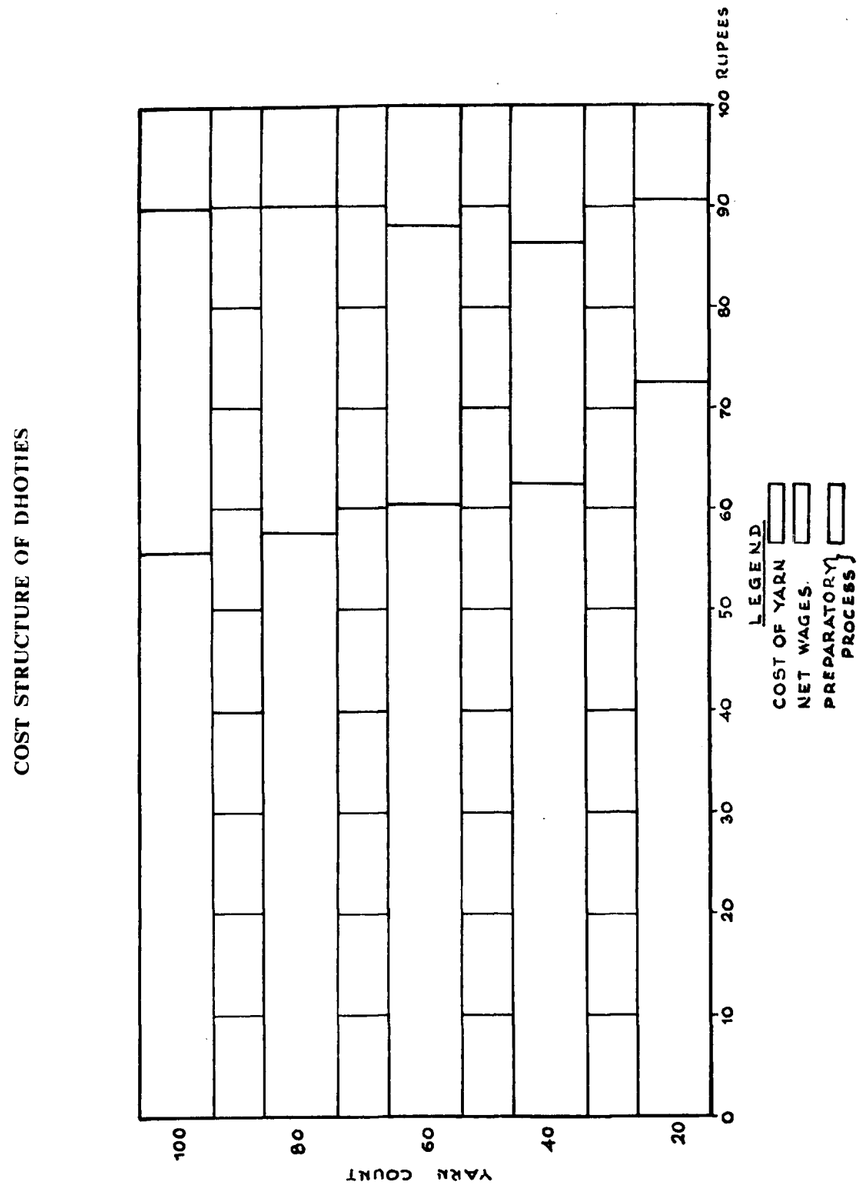

| Serial No. | Name of the District | Name of the Centre | Width of cloth in inches | Ends per inch | Picks per inch | Length of cloth in yards | Qnty. of yarn issued in lbs. | Linear yards per lb. | Square yards per lb. | Cost of Yarn | Net wages (excluding Pitrabastrotv charges) | Pitrabastrotv charges (excluding piecing) | Total cost of production | Yarn | Net wages | Pitrabastrotv charges | Per linear yard | Per square yard |
|---|---|---|---|---|---|---|---|---|---|---|---|---|---|---|---|---|---|---|
| | | | | | | | | | | Rs. a. p. | Rs. a. p. | Rs. a. p. | Rs. a. p. | | | | Rs. a. p. | Rs. a. p. |
| 1 | 2 | 3 | 4 | 5 | 6 | 7 | 8 | 9 | 10 | 11 | 12 | 13 | 14 | 15 | 16 | 17 | 18 | 19 |
| 1. | Salem | Vaithamadi | 25 | 52 | 88 | 40 | 2·5 | 1·6 | 8·8 | 20·31 | 12·30 | 8·12 | 100·00 | 21·2 | 33·1 | 8·8 | 1·39 | 0·36 |
| 2. | " | Sulur | 25 | 52 | 88 | 40 | 2·5 | 1·6 | 8·8 | 22·42 | 12·30 | 9·12 | 22·30 | 20·5 | 38·6 | 15·5 | 1·38 | 0·36 |
| 3. | Tiruchy | Musiri | 25 | 52 | 88 | 40 | 2·5 | 1·6 | 8·8 | 21·20 | 33·11 | 8·12 | 82·13 | 64·1 | 52·1 | 10·5 | 1·34 | 0·88 |
| 4. | Tanjore | Vaithamadi | 25 | 52 | 88 | 40 | 2·5 | 1·6 | 8·8 | 20·31 | 12·30 | 8·12 | 80·31 | 65·6 | 55·5 | 12·5 | 1·34 | 0·33 |
| | | Average | | | | | | | | Rs. a. p. | | | | | | | Rs. a. p. | |

Cost of production of 80 s Drill

STATEMENT CIX

| Serial No. | Name of the District | Name of the Centre | Width of cloth in inches | Ends per inch | Picks per inch | Length of cloth in yards | Qnty. of yarn issued in lbs. | Linear yards per lb. | Square yards per lb. | Cost of Yarn | Net wages (excluding Pitrabastrotv charges) | Pitrabastrotv charges (excluding piecing) | Total cost of production | Yarn | Net wages | Pitrabastrotv charges | Per linear yard | Per square yard |
|---|---|---|---|---|---|---|---|---|---|---|---|---|---|---|---|---|---|---|
| | | | | | | | | | | Rs. a. p. | Rs. a. p. | Rs. a. p. | Rs. a. p. | | | | Rs. a. p. | Rs. a. p. |
| 1 | 2 | 3 | 4 | 5 | 6 | 7 | 8 | 9 | 10 | 11 | 12 | 13 | 14 | 15 | 16 | 17 | 18 | 19 |
| 1. | Salem | Vaithamadi | 25 | 52 | 88 | 40 | 2·5 | 1·6 | 8·8 | 20·31 | 12·30 | 8·12 | 80·31 | 65·6 | 55·5 | 12·5 | 1·34 | 0·33 |
| 2. | " | Sulur | 25 | 52 | 88 | 40 | 2·5 | 1·6 | 8·8 | 22·42 | 12·30 | 9·12 | 82·13 | 64·1 | 52·1 | 10·5 | 1·34 | 0·88 |
| 3. | Tiruchy | Musiri | 25 | 52 | 88 | 40 | 2·5 | 1·6 | 8·8 | 21·20 | 33·11 | 8·12 | 100·00 | 21·2 | 33·1 | 8·8 | 1·39 | 0·36 |
| 4. | Tanjore | Vaithamadi | 25 | 52 | 88 | 40 | 2·5 | 1·6 | 8·8 | 20·31 | 12·30 | 9·12 | 22·30 | 20·5 | 38·6 | 15·5 | 1·38 | 0·36 |
| | | Average | | | | | | | | Rs. a. p. | | | | | | | Rs. a. p. | |

Cost of production of 80 s Drill

STATEMENT CVIII

| Serial No. | Name of the District | Name of the Centre | Width of cloth in inches | Ends per inch | Picks per inch | Length of cloth in yards | Qnty. of yarn issued in lbs. | Linear yards per lb. | Square yards per lb. | Cost of Yarn | Net wages (excluding Pitrabastrotv charges) | Pitrabastrotv charges (excluding piecing) | Total cost of production | Yarn | Net wages | Pitrabastrotv charges | Per linear yard | Per square yard |
|---|---|---|---|---|---|---|---|---|---|---|---|---|---|---|---|---|---|---|
| | | | | | | | | | | Rs. a. p. | Rs. a. p. | Rs. a. p. | Rs. a. p. | | | | Rs. a. p. | Rs. a. p. |
| 1 | 2 | 3 | 4 | 5 | 6 | 7 | 8 | 9 | 10 | 11 | 12 | 13 | 14 | 15 | 16 | 17 | 18 | 19 |
| 1. | Salem | Vaithamadi | 25 | 52 | 88 | 40 | 2·5 | 1·6 | 8·8 | 20·31 | 12·30 | 8·12 | 80·31 | 65·6 | 55·5 | 12·5 | 1·34 | 0·33 |
| 2. | " | Sulur | 25 | 52 | 88 | 40 | 2·5 | 1·6 | 8·8 | 22·42 | 12·30 | 9·12 | 82·13 | 64·1 | 52·1 | 10·5 | 1·34 | 0·88 |
| 3. | Tiruchy | Musiri | 25 | 52 | 88 | 40 | 2·5 | 1·6 | 8·8 | 21·20 | 33·11 | 8·12 | 100·00 | 21·2 | 33·1 | 8·8 | 1·39 | 0·36 |
| 4. | Tanjore | Vaithamadi | 25 | 52 | 88 | 40 | 2·5 | 1·6 | 8·8 | 20·31 | 12·30 | 9·12 | 22·30 | 20·5 | 38·6 | 15·5 | 1·38 | 0·36 |
| | | Average | | | | | | | | Rs. a. p. | | | | | | | Rs. a. p. | |

Cost of production of 80 s Drill

## STATEMENT CX

Cost of Production of 100s' Dhothies

| Sl. No. | Name of the Dt. | Name of the Centre | Width of cloth in inches | Ends per inch | Picks per inch | Length of cloth in yards | Quantity of yarn issued in lb. | Linear yards per lb. | Square yards per lb. | Cost of Production: Cost of yarn | Cost of Production: Net wages (excludes preparatory charges) | Cost of Production: Preparatory charges (excludes piecing) | Cost of Production: Total cost of production | For Rupees 100 cost of production: Yarn | For Rupees 100 cost of production: Net wages | For Rupees 100 cost of production: Preparatory Charges | Cost price: Per linear yard | Cost price: Per square yard |
|---|---|---|---|---|---|---|---|---|---|---|---|---|---|---|---|---|---|---|
| 1 | 2 | 3 | 4 | 5 | 6 | 7 | 8 | 9 | 10 | 11 | 12 | 13 | 14 | 15 | 16 | 17 | 18 | 19 |
| | | | | | | | | | | Rs.nP | Rs.nP. | Rs.nP. | Rs.np. | | | | Rs.np. | Rs.np. |
| 1 | Salem | Ammapet | 52 | 90 | 90 | 40 | 4.9 | 8.2 | 11.8 | 44.81 | 28.15 | 8.25 | 81.21 | 55.2 | 34.7 | 10.1 | 2.03 | 1.41 |
| 2 | Trichy | Thathaingarpet | 52 | 92 | 86 | 24 | 2.97 | 8·1 | 11.7 | 26.11 | 15.63 | 4.40 | 46.14 | 56.6 | 33.9 | 9.5 | 1.92 | 1.33 |
| 3 | Thanjavur | Mayuram | 54 | 88 | 84 | 64 | 7 07 | 9.1 | 13.6 | 62.34 | 35.37 | 10.00 | 107.71 | 57.9 | 32.8 | 9.3 | 1.68 | 1.12 |
| 4 | ,, | Sikkal | 52 | 80 | 80 | 48 | 5.25 | 9.1 | 13.2 | 49.38 | 25.68 | 9.36 | 84.42 | 58.5 | 30.4 | 11.1 | 1.76 | 1.22 |
| 5 | Ramnad | Emaneswaram | 51 | 96 | 100 | 40 | 5 2 | 7.7 | 10.9 | 48.82 | 37.50 | 10.76 | 97.08 | 50.3 | 38.6 | 11.1 | 2.43 | 1.71 |
| | | Average | | | | | | 8.4 | 12.2 | ... | ... | ... | ... | 55.7 | 34.1 | 10.2 | 1 96 | 1.36 |

## STATEMENT CXI

Cost of production of 26's Sarees

| Sl. No. | Name of the District | Name of the Centre | Width of cloth in inches | Ends per inch | Picks per inch | Length of cloth in yards | Qnty. of yarn issued in lbs | Linear yards per lb. | Square yards per lb. | Cost of production: Cost of yarn | Cost of production: Net wages (excludes preparatory charges) | Cost of production: Preparatory charges (excludes piecing) | Cost of production: Total cost of production | For Rupees 100 Cost of production: Yarn | For Rupees 100 Cost of production: Net wages | For Rupees 100 Cost of production: Preparatory charges | Cost price: Per linear yard | Cost price: Per square yard | Remarks |
|---|---|---|---|---|---|---|---|---|---|---|---|---|---|---|---|---|---|---|---|
| 1 | 2 | 3 | 4 | 5 | 6 | 7 | 8 | 9 | 10 | 11 | 12 | 13 | 14 | 15 | 16 | 17 | 18 | 19 | 20 |
| | | | | | | | | | | Rs.nP. | Rs np. | Rs.np. | Rs.np. | | | | Rs.np. | Rs.np. | |
| 1 | North Arcot | Gudiyatham | 44 | 48 | 44 | 108 | 22.7 | 4.8 | 5.8 | 53.80 | 13.41 | 8.94 | 76.15 | 70.7 | 17.6 | 11.7 | 0·71 | 0.58 | |
| 2 | Ramnad | Aruppukkottai | 44 | 40 | 46 | 128¼ | 27.7 | 4.6 | 5.7 | 75.82 | 15.44 | 11.31 | 102.57 | 73.9 | 15.1 | 11.0 | 0.80 | 0.65 | 20s/ 26s |
| 3 | ,, | Aruppukkottai | 44 | 46 | 50 | 128¼ | 24 | 5.3 | 6.5 | 93·11 | 29.38 | 15.62 | 138.11 | 67.4 | 21·3 | 11·3 | 1.08 | 0.88 | 26s/ 32s |
| 4 | Tirunelveli | Ettayapuram | 43 | 52 | 46 | 108 | 24.5 | 4.4 | 5.3 | 58.06 | 14.32 | 11.28 | 83.66 | 69.4 | 17.1 | 13.5 | 0.77 | 0.65 | |
| | | | | | AVERAGE | | | 4.8 | 5.8 | ... | ... | ... | ... | 70.3 | 17.8 | 11.9 | 0 84 | 0.69 | |

## COST STRUCTURE OF SAREES

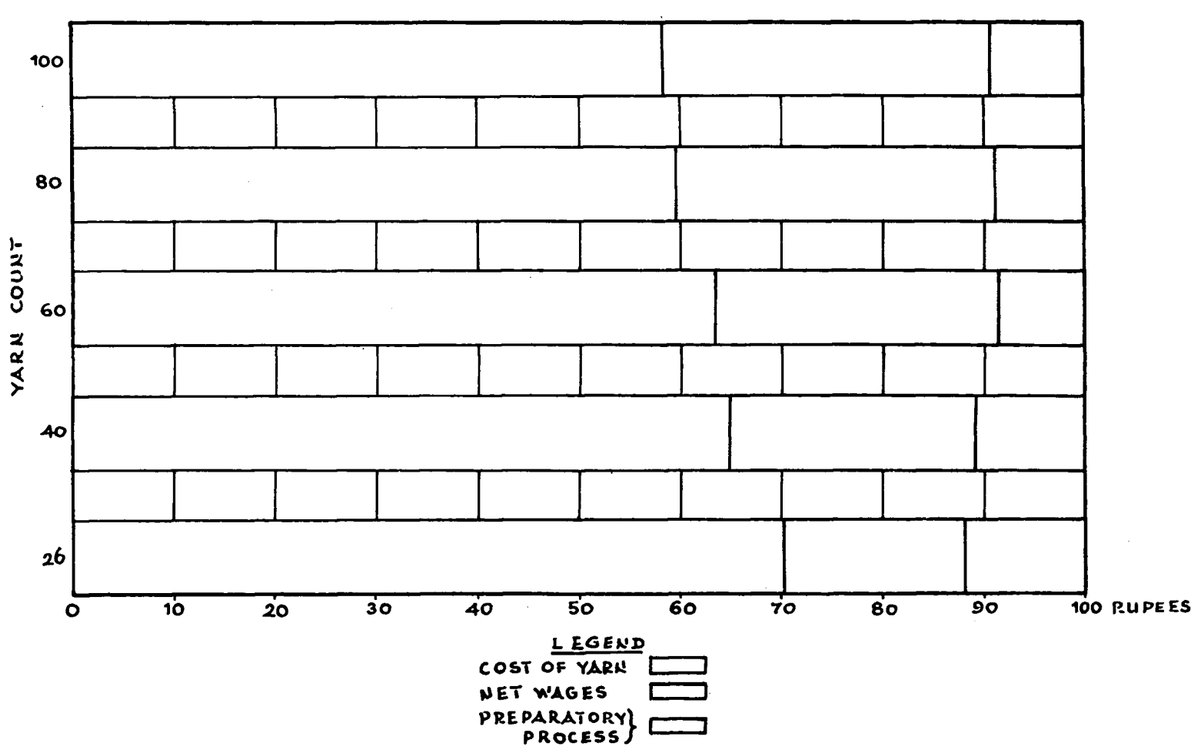

## STATEMENT CXII

Cost of production of 40's Sarees

| Sl. No. | Name of the District | Name of the Centre | Width of cloth in inches | Ends per Inch | Picks per inch | Length of cloth in yards | Quantity of yarn issued in lbs. | Linear yards per lb. | Square yards per lb. | Cost of production: Cost of yarn | Cost of production: Net wages (excludes Preparatory charges) | Cost of production: Preparatory charges (excludes piecing) | Cost of production: Total cost of producton | For Rupees 100 cost of production: Yarn | For Rupees 100 cost of production: Net wages | For Rupees 100 cost of production: Preparatory charges | Cost price: Per linear yard | Cost price: Per square yard |
|---|---|---|---|---|---|---|---|---|---|---|---|---|---|---|---|---|---|---|
| 1 | 2 | 3 | 4 | 5 | 6 | 7 | 8 | 9 | 10 | 11 | 12 | 13 | 14 | 15 | 16 | 17 | 18 | 19 |
| | | | | | | | | | | Rs.np. | Rs.np. | Rs.np. | Rs.np. | | | | Rs.np. | Rs.np. |
| 1 | North Arcot | Sathuvacheri | 45 | 55 | 52 | 24 | 3.95 | 6.1 | 7.6 | 11.16 | 6.20 | 2.60 | 19 96 | 55.9 | 31.1 | 13.0 | 0.83 | 0 67 |
| 2 | South Arcot | Thirukovilur | 43 | 52 | 56 | 16 | 2.5 | 6.4 | 7.6 | 10.19 | 4.48 | 1.12 | 15·79 | 64.5 | 28.4 | 7.1 | 0.59 | 0.83 |
| 3 | Salem | Tharamangalam | 44 | 60 | 56 | 48 | 7.8 | 6.2 | 7.5 | 33.12 | 11.17 | 5.81 | 50.10 | 66.1 | 22.3 | 11 6 | 1 04 | 0·85 |
| 4 | ,, | Ammapet | 46 | 60 | 60 | 128 | 21.9 | 5.8 | 7.5 | 108.82 | 32.56 | 23.76 | 165.14 | 65.9 | 19.7 | 14.4 | 1·29 | 1.01 |
| 5 | ,, | Mecheri | 46½ | 56 | 53 | 8 | 1.28 | 6.3 | 8.1 | 5.33 | 2.12 | 0.73 | 8.18 | 65.2 | 25.9 | 8.9 | 1.02 | 0 79 |
| 6 | Coimbatore | Somanur | 44 | 54 | 52 | 18 | 2.9 | 6.2 | 7.6 | 11.40 | 3.72 | 1.50 | 16.62 | 68.6 | 22.4 | 9.0 | 0.92 | 0.76 |
| 7 | Madurai | Vadugapatti | 44 | 48 | 48 | 23 | 3.4 | 6·8 | 8.3 | 9.60 | 4.86 | 2.62 | 17.08 | 56·2 | 28.5 | 15.3 | 0.74 | 0.61 |
| 8 | Thanjavur | Mayuram | 46 | 52 | 48 | 64 | 9.9 | 6.5 | 8.3 | 63.82 | 10.78 | 7.50 | 82.10 | 77.7 | 13.1 | 9.2 | 1.28 | 1.00 |
| 9 | Ramanatha-puram | Sikkal | 45 | 56 | 54 | 100 | 15.3 | 6.5 | 8.2 | 82.85 | 27.62 | 11.38 | 121.85 | 68.0 | 22.7 | 9.3 | 1.22 | 0.97 |
| 10 | Aruppukkottai | | 46 | 56 | 62 | 130 | 22.4 | 5.8 | 7.4 | 107.92 | 52.00 | 20.00 | 179.92 | 68.0 | 28.9 | 11.1 | 1·38 | 1 08 |
| | | | | | AVERAGE | | | 6.3 | 7.8 | ... | ... | ... | ... | 64.8 | 24.3 | 10.9 | 1.07 | 0.86 |

## STATEMENT CXIII

Cost of production of 60's Sarees

| Sl. No. | Name of the District | Name of the Centre | Width of cloth in inches | Ends per inch | Picks per inch | Length of cloth in yards | Quantity of yarn issued in lbs. | Linear yards per lb. | Square yards per lb. | Cost of production: Cost of yarn | Cost of production: Net wages (excludes preparatory charges) | Cost of production: Preparatory charges (excludes piecing) | Cost of production: Total cost of production | For Rs. 100 cost of production: Yarn | For Rs. 100 cost of production: Net wages | For Rs. 100 cost of production: Preparatory charges | Cost price: Per linear yard | Cost price: Per square yard |
|---|---|---|---|---|---|---|---|---|---|---|---|---|---|---|---|---|---|---|
| 1 | 2 | 3 | 4 | 5 | 6 | 7 | 8 | 9 | 10 | 11 | 12 | 13 | 14 | 15 | 16 | 17 | 18 | 19 |
| | | | | | | | | | | Rs·np. | Rs.np. | Rs.np. | Rs.np, | | | | Rs.np. | Rs np |
| 1 | Salem | Ammapet | 46 | 72 | 70 | 40 | 5.6 | 7.1 | 9.1 | 38.85 | 17·30 | 7.50 | 63.65 | 61.0 | 27.2 | 11.8 | 1.59 | 1.25 |
| 2 | ,, | Salem Town (1) | 46 | 72 | 72 | 42 | 6 | 7.0 | 8.9 | 38.34 | 22.62 | 6.25 | 67.21 | 57.1 | 33.6 | 9.3 | 1.60 | 1.25 |
| 3 | ,, | Salem Town (2) | 46 | 72 | 72 | 42 | 6 | 7.0 | 8.9 | 46.17 | 22.62 | 6.25 | 75.04 | 61.5 | 30.2 | 8.3 | 1.79 | 1.40 |
| 4 | ,, | Mecheri | 47 | 72 | 64 | 8 | 1.1 | 7·3 | 9.5 | 8.07 | 4.40 | 0.84 | 13.31 | 60.6 | 33.1 | 6.3 | 1.66 | 1.27 |
| 5 | Madurai | Vadugapatti | 46 | 72 | 72 | 21 | 3 | 7.0 | 8.9 | 19 26 | 7.34 | 2.73 | 29.34 | 65.7 | 25.0 | 9.3 | 1.40 | 1.09 |
| 6 | ,, | Sedapatti | 47 | 72 | 72 | 21 | 3 | 7.0 | 9.1 | 22.14 | 7.77 | 2.31 | 32.22 | 68.7 | 24.1 | 7.2 | 1.53 | 1.18 |
| 7 | Tanjore | Mayuram | 48 | 70 | 62 | 64 | 8.7 | 7.4 | 9.8 | 71.31 | 34.26 | 8.50 | 114.70 | 62·5 | 30.0 | 7.5 | 1.78 | 1.34 |
| 8 | ,, | Sikkal | 46 | 65 | 64 | 60 | 8.1 | 7.4 | 9.5 | 71.90 | 21.94 | 9.06 | 102.90 | 69.9 | 21.3 | 8.8 | 1.72 | 1.34 |
| | | | | | AVERAGE | | | 7·2 | 9.2 | ... | ... | ... | ... | 63.4 | 28.1 | 8.5 | 1.63 | 1.27 |

## STATEMENT CXIV

Cost of production of 80's Sarees

| Sl. No. | Name of the District | Name of the centre | Width of cloth in inches | Ends per inch | Picks per inch | Length of cloth in yards | Quantity of yarn issued in lbs. | Linear yards per lb. | Square yards per lb. | Cost of production: Cost of yarn | Cost of production: Net wages (excludes preparatory charges) | Cost of production: Preparatory charges (excludes piecing) | Cost of production: Total cost of production | For Rs. 100 cost of production: Yarn | For Rs. 100 cost of production: Net wages | For Rs. 100 cost of production: Preparatory charges | Cost price: Per linear yard | Cost price: Per square yard |
|---|---|---|---|---|---|---|---|---|---|---|---|---|---|---|---|---|---|---|
| 1 | 2 | 3 | 4 | 5 | 6 | 7 | 8 | 9 | 10 | 11 | 12 | 13 | 14 | 15 | 16 | 17 | 18 | 19 |
| | | | | | | | | | | Rs np. | Rs.np. | Rs.np. | Rs.np. | | | | Rs.np. | Rs.np. |
| 1 | South Arcot | Avalurpet | 50 | 76 | 74 | 30 | 3.7 | 8.1 | 11.3 | 37.60 | 13.60 | 4.40 | 55 60 | 67.6 | 24.5 | 7.9 | 1.85 | 1.33 |
| 2 | Salem | B. Komarapalayam | 47 | 84 | 72 | 16 | 2 | 8.0 | 10.4 | 13.93 | 9.36 | 2·80 | 26.09 | 53.4 | 35.9 | 10.7 | 1.63 | 1.25 |
| 3 | ,, | Tharamangalam | 48 | 77 | 75 | 40 | 4.6 | 8.7 | 11.6 | 40.31 | 24·81 | 6 44 | 71.56 | 56 3 | 34.7 | 9.0 | 1.79 | 1.34 |
| 4 | ,, | Ammapet | 46 | 76 | 74 | 40 | 4.5 | 8.9 | 11.4 | 41.20 | 19.61 | 7.59 | 68 40 | 60.2 | 28.7 | 11.1 | 1 71 | 1.34 |
| 5 | Coimbatore | Somanur | 45 | 78 | 62 | 50 | 5.15 | 9.7 | 12.1 | 47.01 | 24 44 | 5.00 | 76.01 | 61.8 | 31.6 | 6.6 | 1.52 | 1·22 |
| 6 | Madurai | Madurai | 48 | 80 | 64 | 44 | 5.1 | 8.6 | 11.5 | 50.64 | 28.76 | 8.08 | 87.48 | 57.9 | 32.9 | 9.2 | 1.99 | 1.49 |
| 7 | Tanjore | Mayuram | 49 | 80 | 70 | 64 | 7.65 | 8.4 | 11.4 | 68.24 | 38.39 | 9.00 | 115.63 | 59.0 | 33.2 | 7.8 | 1.81 | 1.33 |
| | | | | AVERAGE | | | | 8.6 | 11.3 | ... | ... | ... | ... | 59.5 | 31.6 | 8.9 | 1.76 | 1.33 |

## STATEMENT CXV

Cost of production of 100's Sarees

| Sl. No. | Name of the District | Name of the centre | Width of cloth in inches | Ends per inch | Picks per inch | Length of cloth in yards | Quantity of yarn issued in lbs. | Linear yards per lb. | Square yards per lb. | Cost of production: Cost of yarn | Cost of production: Net wages (excludes preparatory charges) | Cost of production: Preparatory charges (excludes piecing | Cost of production: Total cost of production | For Rs. 100 cost of production: Yarn | For Rs. 100 cost of production: Net wages | For Rs. 100 cost of production: Preparatory charges | Cost price: Per linear yard | Cost price: Per square yard | Remarks |
|---|---|---|---|---|---|---|---|---|---|---|---|---|---|---|---|---|---|---|---|
| 1 | 2 | 3 | 4 | 5 | 6 | 7 | 8 | 9 | 10 | 11 | 12 | 13 | 14 | 15 | 16 | 17 | 18 | 19 | 20 |
| | | | | | | | | | | Rs.np. | Rs np. | Rs.np. | Rs.np. | | | | Rs.np. | Rs.np. | |
| 1 | Salem | Ammapet | 48 | 88 | 84 | 40 | 4.3 | 9.3 | 12 4 | 49.39 | 27 26 | 7·94 | 84.59 | 58.4 | 32.2 | 9.4 | 2.11 | 1.59 | |
| 2 | Coimbatore | Thiruppur | 47 | 88 | 80 | 40 | 5 | 8.0 | 10.4 | 48.25 | 23.00 | 7.00 | 78.25 | 61.0 | 29.4 | 8.9 | 1.96 | 1.50 | |
| 3 | ,, | Somanur | 47 | 86 | 66 | 39 | 3.75 | 10.4 | 13.6 | 47·36 | 25.59 | 6.00 | 78.95 | 60.4 | 32.4 | 7.6 | 2.02 | 1.55 | |
| 4 | ,, | Seerinayakenpalayam | 47 | 90 | 88 | 48 | 5.3 | 9.1 | 11.8 | 54.90 | 33.53 | 10.63 | 99.06 | 55.4 | 33.9 | 10.7 | 2.06 | 1.58 | |
| 5 | Trichy | Woriur | 49¼ | 84 | 72 | 27 | 2.7 | 10.0 | 13.8 | 27.63 | 15.28 | 5.87 | 48.78 | 56.7 | 31.3 | 12.0 | 1.81 | 1.32 | |
| 6 | ,, | Thathaingarpet | 50 | 86 | 78 | 24 | 2.6 | 9.2 | 12.8 | 26.54 | 15.50 | 4.90 | 46.94 | 56.6 | 33.0 | 10.4 | 1.96 | 1.41 | |
| 7 | Tanjore | Mayuram | 49 | 80 | 72 | 64 | 6.3 | 10.2 | 13.8 | 80.22 | 50.75 | 9.25 | 140.22 | 57.2 | 36.2 | 6.6 | 2.19 | 1.61 | |
| 8 | ,, | Sikkal | 48 | 84 | 82 | 54 | 5.45 | 9.9 | 13.2 | 72.09 | 36.14 | 10.30 | 118.53 | 60.8 | 30.5 | 8.7 | 2.20 | 1.65 | |
| | | | | AVERAGE | | | | 9.5 | 12.7 | | | | | 58.3 | 32.4 | 9.3 | 2.04 | 1.53 | |
| 1 | Ramnad | Emaneeswaram | 48 | 76 | 50 | 36 | 3.4 | 10.6 | 14.1 | 31.76 | 19.68 | 4.50 | 55.94 | 56.8 | 35.2 | 8.0 | 1.55 | 1.17 | 100s/ |
| 2 | ,, | Paramakudi | 48 | 76 | 52 | 36 | 3.4 | 10.6 | 14.1 | 32·28 | 19.48 | 4 70 | 56.46 | 57.2 | 34.5 | 8.3 | 1.57 | 1.18 | 60s |
| | | | | AVERAGE | | | | 10.6 | 14·1 | ... | ... | ... | ... | 57.0 | 34.9 | 8.1 | 1.56 | 1.18 | |

COST STRUCTURE OF DHOTIES AND SAREES
(PER SQUARE YARD)

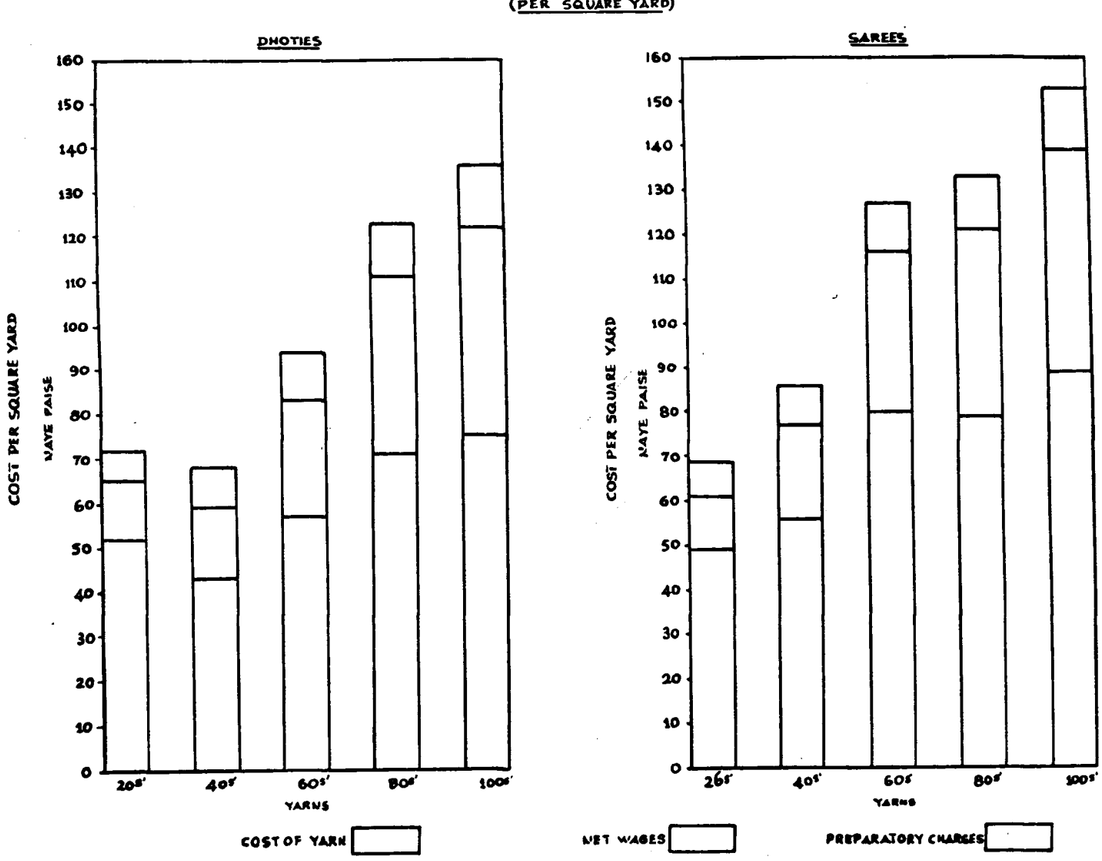

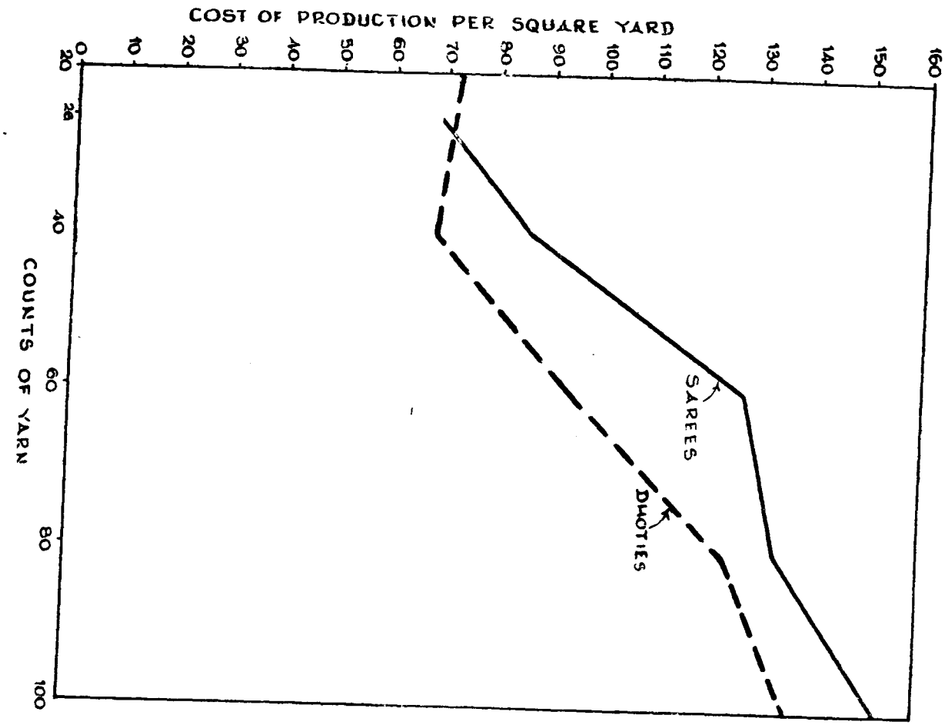


AVERAGE COST OF PRODUCTION OF DHOTIES & SAREES PER SQUARE YARD

STATEMENT CXVI

Cost of production of Miscellaneous Varieties

| Sl. No. | Name of the District | Name of the Centre | Name of variety | Count of warp | Count of weft | Width of cloth in inches | No. of ends per inch | No. of picks per inch | Length of cloth | Yarn issued in pounds | Linear yards per pound | Square yards per lb | Cost of yarn | Wages excluding preparatory charges | Preparatory charges | Total cost | For every 100 Rs. cost of production: Cost of yarn | Wages excluding preparatory charges | Preparatory charges | Cost price: Per linear yard | Per square yard |
|---|---|---|---|---|---|---|---|---|---|---|---|---|---|---|---|---|---|---|---|---|---|
| 1 | 2 | 3 | 4 | 5 | 6 | 7 | 8 | 9 | 10 | 11 | 12 | 13 | 14 | 15 | 16 | 17 | 18 | 19 | 20 | 21 | 22 |
| | | | | | | | | | | | | | Rs.np | Rs.np | Rs.np | Rs.np | | | | Rs.np | Rs.np |
| 1 | Coimbatore | Chennimalai | Bed Sheets | 2/20s | 2/20s | 50 | 40 | 40 | 105 | 63.7 | 1.6 | 2.3 | 208.73 | 32.05 | 7.95 | 248.73 | 83.9 | 12.9 | 3.2 | 2.37 | 1.71 |
| 2 | Trichy | Karur | ,, | 2/20s | 10s | 48 | 36 | 36 | 5 | 2.5 | 2 | 2.7 | 7.78 | 1.75 | 0.42 | 9.95 | 78.2 | 17.6 | 4.2 | 1.99 | 1.49 |
| 3 | Kanyakumari | Nagercoil | ,, | ,, | ,, | 50 | 40 | 38 | 170 | 88.8 | 1.9 | 2.7 | 267.84 | 70.04 | 9.21 | 347.09 | 77.2 | 20.2 | 2.6 | 2.04 | 1.47 |
| 4 | ,, | Vadaseri | ,, | ,, | ,, | 50 | 40 | 38 | 170 | 88.8 | 1.9 | 2.7 | 267.84 | 59.36 | 10.00 | 337.20 | 79.4 | 17.6 | 3.0 | 1.98 | 1.43 |
| 1 | Salem | Trichengode | White pieces | 20s | 20s | 52 | 52 | 52 | 72 | 25 | 2.9 | 4.2 | 58.58 | 15.56 | 6.44 | 82.58 | 70.9 | 21.3 | 7.8 | 1.15 | 0.79 |
| 2 | ,, | Trichengode | Shirtings | 30s | 30s | 45 | 62 | 60 | 72 | 17 | 4.2 | 5.3 | 54.48 | 20.50 | 6.50 | 81.48 | 66.9 | 25.1 | 8.0 | 1.13 | 0.91 |
| 3 | Ramnad | Rajapalayam | ,, | ,, | ,, | 44 | 52 | 52 | 120 | 24 | 5 | 6.1 | 66.10 | 24.75 | 11.85 | 102.70 | 64.4 | 24.1 | 11.5 | 0.86 | 0.70 |
| 4 | South Arcot | Cuddalore | ,, | 60s | 60s | 50 | 86 | 108 | 17.5 | 4 | 4.4 | 6.1 | 21.31 | 11.03 | 2.41 | 34.75 | 61.3 | 31.8 | 6.9 | 1.99 | 1.43 |
| 5 | ,, | Melbhuvanagiri | ,, | ,, | 40s | 43 | 84 | 96 | 20.5 | 4.3 | 4.8 | 5.7 | 19.23 | 10.25 | 3.15 | 32.63 | 58.9 | 31.4 | 9.7 | 1.59 | 1.33 |
| 6 | Madras | Mandavaly | ,, | 80s | 80s | 39 | 112 | 124 | 17.5 | 2.9 | 6 | 6.5 | 23.92 | 14.34 | 3.06 | 41.32 | 57.9 | 34.7 | 7.4 | 2.36 | 2.18 |
| 7 | Tirunelveli | Sankarankoil | ,, | 2/40s | 20s | 30 | 54 | 56 | 200 | 45 | 4.4 | 3.7 | 123.34 | 28.29 | 6.91 | 158.54 | 77.8 | 17.8 | 4.4 | 0.79 | 0.95 |
| 1 | Kanyakumari | Vadaseri | Lungis | 26s | 26s | 48 | 56 | 48 | 160 | 40.0 | 4 | 5.3 | 121.65 | 26.60 | 15.00 | 163.25 | 74.5 | 16.3 | 9.2 | 1.02 | 0.77 |
| 2 | Ramnad | Rajapalayam | ,, | 30s | 30s | 46 | 52 | 52 | 120 | 25.3 | 4.7 | 6.1 | 77.44 | 26.68 | 10.28 | 114.40 | 67.7 | 23.3 | 9.0 | 0.95 | 0.75 |
| 1 | Trichy | Variankaval | Towels | 20s | 20s | 36 | 48 | 48 | 112 | 24.5 | 4.57 | 4.57 | 55.40 | 16.72 | 7.78 | 79.90 | 69.3 | 20.9 | 9.8 | 0.71 | 0.71 |
| 2 | Tanjore | Sikkal | ,, | ,, | ,, | 36 | 46 | 44 | 80 | 15.8 | 5.1 | 5.1 | 35.44 | 8.90 | 5.50 | 9.80 | 71.1 | 17.9 | 11.0 | 0.62 | 0.62 |
| 3 | Ramnad | Aruppukottai | ,, | ,, | ,, | 25 | 32 ply | 32ply | 216 | 45 | 4.8 | 3.3 | 110.89 | 16.82 | 6.80 | 134.51 | 82.4 | 12.5 | 5.1 | 0.62 | 0.90 |
| 4 | Tirunelveli | Kallidaikurichi | ,, | ,, | ,, | 34 | 44 | 46 | 50 | 10 | 5 | 4.7 | 22.21 | 7.59 | 1.81 | 31.61 | 70.3 | 24.0 | 5.7 | 0.63 | 0.67 |
| 5 | ,, | Melapalayam | ,, | ,, | ,, | 30 | 48 | 44 | 168 | 30.0 | 5.6 | 4.7 | 62.25 | 14.95 | 7.25 | 84.45 | 73.7 | 17.7 | 8.6 | 0.50 | 0.60 |
| | | | ,, | ,, | ,, | 28 | 44 | 44 | 204 | 31.5 | 6.5 | 5 | 65.36 | 16.06 | 7.25 | 88.67 | 73.7 | 18.1 | 8.2 | 0.43 | 0.56 |
| 6 | Kanyakumari | Nagercoil | Esalaikatchei | 20s | 20s | 32 | 28 | 27 | 128 | 57.6 | 2.2 | 2 | 135.04 | 18.08 | 12.10 | 165.22 | 81.7 | 11.0 | 7.3 | 1.29 | 1.45 |
| 7 | Salem | Idappadi | Sukumar Towels | 2/20s | 10s | 27 | 46 | 46 | 96 | 30.9 | 3.1 | 2.3 | 80.50 | 15.80 | 2.23 | 98.53 | 81.7 | 16.0 | 2.3 | 1.03 | 1.37 |
| | ,, | Idappadi | Honey Comb | 2/20s | 10s | 27 | 46 | 48 | 96 | 33.0 | 2.9 | 2.2 | 78.22 | 13.19 | 2.34 | 93.75 | 83.4 | 14.1 | 2.5 | 0.98 | 0.30 |
| | ,, | Ammapet | Thuppttahs (Uppers) | 60s | 60s | 38 | 70 | 68 | 40 | 4.8 | 8.3 | 8.8 | 24.46 | 14.29 | 7.31 | 46.06 | 53.1 | 31 | 15.9 | 1.15 | 1.09 |
| | | | ,, | 80s | 80s | 38 | 80 | 78 | 40 | 4.2 | 9.5 | 10.1 | 29.57 | 16.50 | 7.50 | 53.57 | 55.2 | 30.8 | 14 | 1.34 | 1.27 |
| | | | ,, | 100s | 100s | 40 | 90 | 84 | 40 | 3.8 | 10.5 | 11.7 | 35.52 | 21.11 | 7.69 | 64.32 | 55.2 | 32.8 | 12 | 1.61 | 1.45 |

Note :-The cost structure of 80s x 80s lungis and of 60s x 40s lungis correspond to those of shirting in these counts.

## SECTION V

# PRODUCTION OF HANDLOOM CLOTH

**Method for estimating production of handloom cloth followed by the All India Handloom Board**

It is not possible to collect statistics of production in un-organised industry like Handloom which consists of small units all over the State. The All India Handloom Board has used the yarn delivered by Textile Mills and imported as the basis for estimating production. The assumption is that 76 per cent of the yarn delivered by textile mills for civil consumption goes to industry and 4.5 yards of cloth are obtained from one pound of yarn. The balance of 24 per cent is consumed by powerlooms and miscellaneous users of yarn. Similarly, it is assumed that all the yarn imported into the country goes to the handloom industry and 8 yards of cloth are produced from one pound of imported yarn. The Indian Cotton Mills Federation published a booklet entitled "THIRD PLAN TARGETS FOR HAMDLOOMS, AND MILLS," in which it has estimated that the production by the Handloom and powerloom sectors is respectively of the order of 800 million yards and 1,365 million yards per annum against the official estimate of 1,828 million yards of handloom cloth and 337 million yards of powerloom cloth. The Textile Commissioner, Bombay, has issued a pamphalet refuting the arguments of the Indian Cotton Mills' Federation which has underestimated the production of cloth in handloom sector and made an over-estimate in the powerloom sector. As will be shown presently from the figures collected in our sample survey it is estimated that the production of handloom cloth in Madras State is between 450 to 500 million yards in 1960-61 and the estimate of production of 800 million yards of handloom cloth for the Indian Union by the Indian Cotton Mills' Federation is clearly an under-estimate.

**Estimate of production of handloom cloth in Madras State based on the figures collected in the survey**

2. Of the total estimated 5,89,925 handlooms in Madras State, the number of looms in the co-operative fold is 2,12,128. Of this 24.4 per cent of looms are not loyal to the co-operatives. The effective number of looms in the co-operative fold is 1,60,369 while the remaining 4,29,556 looms are outside the co-operative fold. The following Statement shows the district — wise details of effective looms within and outside the co-operative fold.

STATEMENT CXVII

Effective number of looms in the cooperative fold

| District | Total estimated No. of looms | No. of looms in the cooperative fold | Of the No. in col. 3 number estimated to be loyal to cooperative (75.6%) | Effective No. of looms outside the cooperative fold (col. 2 minus col. 4) |
|---|---|---|---|---|
| 1 | 2 | 3 | 4 | 5 |
| 1 Madras | 10,334 | 2,092 | 1,582 | 8,752 |
| 2 Chingleput | 52,599 | 19,159 | 14,485 | 38,111 |
| 3 North Arcot | 45,038 | 17,066 | 12,901 | 32,137 |
| 4 South Arcot | 22,476 | 13,330 | 10,077 | 12,399 |
| 5 Salem | 1,46,319 | 46,100 | 34,852 | 1,11,467 |
| 6 Coimbatore | 97,526 | 28,481 | 21,533 | 75,993 |
| 7 Madurai | 38,322 | 19,069 | 14,416 | 23,906 |
| 8 Tiruchirappalli | 34,777 | 9,084 | 6,868 | 27,909 |
| 9 Tanjore | 14,172 | 4,413 | 3,336 | 10,836 |
| 10 Ramnathapuram | 54,843 | 21,003 | 15,877 | 38,966 |
| 11 Tirunelveli | 48,196 | 21,628 | 16,351 | 31,845 |
| 12 Kanyakumari | 25,326 | 10,703 | 8,091 | 17,235 |
| | 5,89,925 | 2,12,128 | 1,60,369 | 4,29,556 |



As the Registrar of Co-operative Societies has intimated that the total production of handloom cloth in the co-operative sector in 1960–61 is 97.89 million yards it is necessary to estimate only the production of handloom cloth by looms outside the co-operative fold, to arrive at the total production of handloom cloth in the State.

The survey has shown that the percentage of idle looms outside the co-operative fold varies from 1. 2 to 14.9 per cent. The sample survey of silk and art-silk looms has shown that 250 cotton looms registered under the cotton Textiles (Production by Handloom) Control Order 1956, have been switched over for the production of art-silk and silk fabrics. With reference to the silk looms and pure art silk looms in the State as furnished by the Central Silk Board and the Director of Handlooms Madras respectively, it is estimated that 14,329 cotton handlooms have been switched over for the production of silk and art-silk fabrics. As the estimate of cotton looms includes khadi looms using handspun yarn, they have to be deducted from the cotton looms outside the co-operative fold to arrive at the number of looms using mill yarn. The total number of Khadi looms under all the khadi institutions is 8, 582. Taking into account these factors it is estimated that the total number of active looms outside the co-operative fold using mill yarn is 3,85,019 as shown in the following statement.

STATEMENT CXVIII

Net number of looms outside the cooperative fold using mill yarn.

| District | Estimated No. of loyal looms in the cooperative fold (Sec. II) | Estimated No. of looms outside cooperative fold. | Percentage of idle looms outside cooperative fold | No. of active looms outside co-operative fold | No. of looms to be deducted for switch over to Silk, Art silk & Khadi | Net No. of looms outside co-operative fold using mill yarn |
|---|---|---|---|---|---|---|
| 1 | 2 | 3 | 4 | 5 | 6 | 7 |
| 1 Madras | 1,582 | 8,752 | 14.5 | 7,483 | 10 | 7,473 |
| 2 Chingleput | 14,485 | 38,111 | 14.9 | 32,432 | ... | 32,432 |
| 3 North Arcot | 12,901 | 32,137 | 5.7 | 30,305 | 21 | 30,284 |
| 4 South Arcot | 10,077 | 12,399 | 1 2 | 12,250 | 175 | 12,075 |
| 5 Salem | 34,852 | 1,11,467 | 3.4 | 1,07,677 | 8,634 | 99,043 |
| 6 Coimbatore | 21,533 | 75,993 | 5.7 | 71,662 | 4,302 | 67,360 |
| 7 Madurai | 14,416 | 23,906 | 2.0 | 23,428 | 1,961 | 21,467 |
| 8 Tiruchirappalli | 6,868 | 27,909 | 1.6 | 27,462 | 1,490 | 25,972 |
| 9 Tanjore | 3,336 | 10,836 | 1.2 | 10,706 | 111 | 10 595 |
| 10 Ramnathapuram | 15,877 | 38,996 | 3.1 | 37 758 | 4.511 | 33,247 |
| 11 Tirunelveli | 16,351 | 31,845 | 5.1 | 30,221 | 609 | 29,612 |
| 12 Kanyakumari | 8,091 | 17,235 | 4.0 | 16,456 | 1,087 | 15,459 |
| Total | 1,60,369 | 4,29,556 | 5.1 | 4,07,930 | 22,911 | 3,85,019 |

The Sample Survey has disclosed that the looms outside the co-operattve fold producing superfine, fine, medium, and coarse fabrics are in the following proportion:

| | |
|---|---|
| Superfine fabrics | 33.8% |
| Fine fabrics | 30.0% |
| Medium fabrics | 21.2% |
| Coarse fabrics | 15.0% |

Applying the above percentage, the active looms outside the co-operative fold engaged in the production of the above varieties of cloth are as follows:

| | |
|---|---|
| Number of looms producing superfine fabrics | 1,30,136 |
| Number of looms producing fine fabrics | 1,15,506 |
| Number of looms producing medium fabrics | 81,624 |
| Number of looms producing coarse varieties | 57,753 |
| TOTAL | 3,85,019 |

From the figures collected in the sample survey it is seen that the average production in 1960-61 per loom was as follows:

| | |
|---|---|
| Superfine fabrics | 854 yards |
| Fine fabrics | 992 ,, |
| Medium fabrics | 1,417 ,, |
| Coarse fabrics | 1,260 ,, |

On the basis of the above two sets of figures the estimated production of handloom cloth outside the co-operative fold in 1960-61 is 512.04 million yards as shown below:

| | Million Yards |
|---|---|
| Superfine fabrics (1,30,136 X 854) | 111.14 |
| Fine fabrics (1,15,506 X 992) | 114.58 |
| Medium fabrics (81,624 X 1,417) | 115,66 |
| Coarse fabrics (57,753 X 1,260) | 72.77 |
| TOTAL | 414.15 |
| Add production in the Co-operative fold | 97.89 |
| Total production of handloom cloth in Madras State | 512.04 |

**Mixed fabrics and pure cotton handloom fabrics**

Of the two surveys conducted in 1954 and 1955 the Madras University did not attempt an estimate of production of handloom cloth in the State. The Director of Statistics estimated that the total production of cotton fabrics in 1954 in the present Madras State (Excluding Kanyakumari) was 525.43 million yards. (Page 89) His estimate for 1960-61 for the present Madras State is 545.96 million yards.

3. The above estimate of 512.04 million yards includes (i) "Spurious" khadi where mill yarn is used for warp and handspun yarn for weft and (ii) mixed fabrics where art silk yarn is used for warp or weft. The total production of "Spurious" khadi is estimated at 2.5 million yards per annum. The deniers of art-silk used are 150 to 60 which are mixed with cotton yarn of counts 40s to 100s. These mixed fabrics produced are fine and superfine varieties. The Director of Handlooms Madras has intimated that there are 49,146 handlooms producing mixed fabrics. Taking the average production per loom as 923 yards $\frac{854 \text{ plus } 992}{2}$ the quantity of mixed fabrics may be estimated at 45.36 million yards. At the end of the Second Five Year Plan the total production of handloom cloth containing mill yarn is as shown below:

| | Million yards |
|---|---|
| i) Cotton fabrics where both warp and weft are mill yarn | 464.18 |
| ii) Mixed fabrics with an admixture of mill yarn and art-silk yarn | 45.36 |
| iii) "Spurious" khadi where warp is mill yarn and the weft is handspun yarn | 2.50 |
| | 512.04 |

In this connection it may be mentioned that about 200 looms in Kornad (Tanjore District) and 300 looms in and around Madurai City are producing mixed fabrics with pure silk and cotton yarn. The annual consumption of cotton yarn by these 500 looms is about 200 bales of 20s, 40s and 80s. As this is negligible compared with the off-take of cotton yarn by the cotton handlooms it is ignored in estimating the production of cotton handloom fabrics.

**Estimates of production of handloom cloth with reference to the yarn deliveries**

4. This estimate, more or less agrees with the production of handloom cloth on the basis of yarn deliveries. It has been ascertained from the Textile Commissioner, that the number of powerlooms in Madras State producing cotton fabrics is 2,426 comprising 1,165 authorised and 1,261 unauthorised powerlooms, since regularised. Figures collected from the Excise Department show that the total number of cotton powerlooms in the State is 2,399. Since the figures furnished by the Textile Commissioner and the Excise Department agree, the total number of powerloom in Madras may be taken as 2,426.

In the annual Statistical Digest for 1960, relating to the Indian Textile Industry issued by the Textile Commissioner, Bombay, the yarn consumed by 978 powerlooms for which returns were received, in Madras State is shown as 7,560,000 pounds. (Table No, 13.1) or 18,900 bales of 400 pounds each; on this basis the annual consumption of cotton yarn by 2,426 powerlooms will be 46,883 bales.

The cotton hosiery factories in Madras produced goods, the weight of which was 1,271,310 pounds equal to 3,178 bales of 400 lbs. each (Table No. 12.13). The other consumers of cotton yarn are mainly fishermen, tape looms, cotton rope, and twine producers. The requirements of these miscellaneous consumers will not



exceed the consumption of yarn by the hosiery factories namely 3,178 bales. Thus out of the total yarn deliveries by Textile Mills, for civil consumption, users of yarn other than cotton handlooms have consumed 53,239 bales per annum. (46,883 plus 3,178 plus 3,178).

In the year 1960-61, Textile Mills in Madras delivered 6,13,631 bales of 400 pounds within the State. While there are no statistics as to how much is retained within Madras, it is gathered that the quantities retained and exported to other States will be 50 : 50. On this basis the quantity of yarn consumed in Madras State is 306,816 bales. Deducting 53,239 bales consumed by powerlooms, hosiery factories and miscellaneous users of yarn, the quantity taken up by handlooms is 2,53,577 bales of 400 pounds. On the basis of 4.5 yards per lb. the quantity of handloom cloth produced in the State may be estimated at 456.44 million yards.

The Secretary, Yarn Merchants' Association, Madras, estimates that the monthly yarn deliveries to merchants in Madras State will be about 35,000 bales—10,000 to merchants in Madras City and 25,000 bales to mufassal merchants—and that 40 per cent of the quantity delivered in the city and 60 per cent of the deliveries in the mufassal are consumed by handloom. On this basis, the quantity of yarn taken up by handlooms will be 19,000 bales per month or 2,28,000 bales per annum. If the quantity of 22,318 bales distributed by the Madras State Handloom Weavers Co-Operative Society is taken into account, the consumption of yarn by handlooms in Madras will be 2,50,318 bales equivalent to 450.57 million yards of handloom cloth.

The imports of cotton yarn in 1960-61 amounted to 3.62 lakhs of kilo grams or about 8 lakhs of pounds. (Table 6.13 Monthly Statistical Bulletin, Textile Industry, for June 1961.) Assuming that 50 per cent has been consumed in Madras, this will account for 3.2 million yards of handloom cloth at 8 yards per pound. Thus with reference to yarn deliveries, the estimated production of handloom cloth is between 453.77 million yards and 459.64 million yards.

Of the estimated production of 1,828 million yards of cloth in 1960-61 in the Indian Union, the share of Madras State is 464.18 million yards, which works out to 25.4 per cent of the total production.

Since the production in the co-operative sector is 97.89 million yards, it is 21.2 per cent of the total production in the State. Thus about four-fifths of the out-put of handloom cloth in the State is produced by looms outside the co-operative sector.

The following Table shows the district-wise production of handloom fabrics for the co-operative sector as well as the looms outside the co-operative fold.

STATEMENT CXIX

Districtwise Production of Cotton Fabrics
(Figures in Million Yards)

| | District | Production in the co-operative sector | Production outside the co-operative sector | Total production |
|---|---|---|---|---|
| 1 | Madras | 0.51 | 8.02 | 8.53 |
| 2 | Chingleput | 2.89 | 34.89 | 37.78 |
| 3 | North Arcot | 3.20 | 32.57 | 35.77 |
| 4 | South Arcot | 2.04 | 12.98 | 15.02 |
| 5 | Salem | 26.96 | 106.56 | 133.52 |
| 6 | Coimbatore | 13.52 | 72.46 | 85.98 |
| 7 | Madurai | 9.38 | 23.09 | 32.47 |
| 8 | Tiruchirapalli | 4.30 | 27.93 | 32.53 |
| 9 | Tanjore | 1.10 | 11.40 | 12.50 |
| 10 | Ramanathapuram | 11.95 | 35.77 | 47.72 |
| 11 | Tirunelveli | 15.36 | 31.86 | 47.22 |
| 12 | Kanyakumari | 6.68 | 16.62 | 23.30 |
| | | 97.89 | 414.15 | 512.04 |

**Estimate of looms producing different varieties**

5. Handloom cloth can be classified into two broad categories namely utility varieties and export varieties. Utility varieties include sarees, dhothies, towels, uppers, shirtings, carpets, bedsheets etc., while the export varieties comprise lungis and Madras Handkerchiefs.

On the basis of data collected in the sample survey and with reference to the figures collected from the Registrar of Co-operative Societies, the estimated districtwise production of sarees, dhothies and other utillity varieties and lungis in 1960-61 is given in Statement CXX.

STATEMENT CXX

Variety-wise production of Handloom cloth

| District | Sarees | | Dhoties & other utility varieties | | Export varieties | | Total | |
|---|---|---|---|---|---|---|---|---|
| | Co-operative sector | Outside co-operative | Co-operative sector | Outside co-operative | Co-operative sector | Outside co-operative | Co-operative sector | Outside co-operative |
| 1 Madras | 0.12 | ... | 0.21 | 0.24 | 0.18 | 7.78 | 0.51 | 8.02 |
| 2 Chingleput | 0.97 | 4.39 | 1.66 | 4.39 | 0.26 | 26.11 | 2.89 | 34.89 |
| 3 North Arcot | 1.44 | 12.38 | 1.76 | 1.98 | ... | 18.21 | 3.20 | 32.57 |
| 4 South Arcot | 0.40 | 0.41 | 0.90 | 0.24 | 0.74* | 12.33* | 2.04 | 12.98 |
| 5 Salem | 5.83 | 62.87 | 21.13 | 43.69 | ... | ... | 26.96 | 106.56 |
| 6 Coimbatore | 2.70 | 20.87 | 10.82 | 51.59 | ... | ... | 13.52 | 72.46 |
| 7 Madurai | 2.36 | 17.99 | 7.02 | 5.10 | ... | ... | 9.38 | 23.09 |
| 8 Tiruchirappalli | 1.45 | 5.61 | 2.85 | 22.32 | ... | ... | 4.30 | 27.93 |
| 9 Tanjore | 0.33 | 0.30 | 0.68 | 0.57 | 0.09* | 10.53* | 1.10 | 11.40 |
| 10 Ramanathapuram | 3 17 | 22.29 | 8.78 | 13.23 | ... | 0.25 | 11.95 | 35.77 |
| 11 Tirunelveli | 4.95 | 16.73 | 10.41 | 8.44 | ... | 6.69 | 15.36 | 31.86 |
| 12 Kanyakumari | 0.31 | 3.78 | 6.37 | 11.85 | ... | 0.99 | 6.68 | 16.62 |
| | 24.03 | 167.62 | 72.59 | 163.64 | 1.27 | 82.89 | 97.89 | 414.15 |

NOTE: Figures in million yards

* In Tanjore and South Arcot Districts, since the same reed is used for shirtings and lungis, either of these two varieties is produced according to demand. Shirtings are therefore included under export varieties in respect of these two districts.

From the above Table it may be seen that the production of sarees and other Varieties in the State is as follows:

| | *Million Yards* |
|---|---|
| Sarees | 191.65 (37.4%) |
| Dhoties and other utility varieties | 236.23 (46.1%) |
| Export Varieties | 84.16 (16.5%) |
| TOTAL | 512.04 |

The figures regarding percentage of production of sarees and other varieties as furnished in the reports of the Madras University and the Director of Statistics are compared with the figures in our survey in the following Table:

STATEMENT CXXI

Percentage of Production of Sarees Etc.

| Varieties | As per University survey | As per survey by the Director of Statistics 1954 | As per survey by the Census organisation 1961 | Remarks |
|---|---|---|---|---|
| 1 Sarees | 39 2 | 32.4 | 37.4 | The figures in the two previous surveys include Malabar and South Kanara districts and exclude Kanyakumari district. |
| 2 Other utility varieties | 38.4 | 53.6 | 46.1 | |
| 3 Export varieties | 22.4 | 14.0 | 16.5 | |

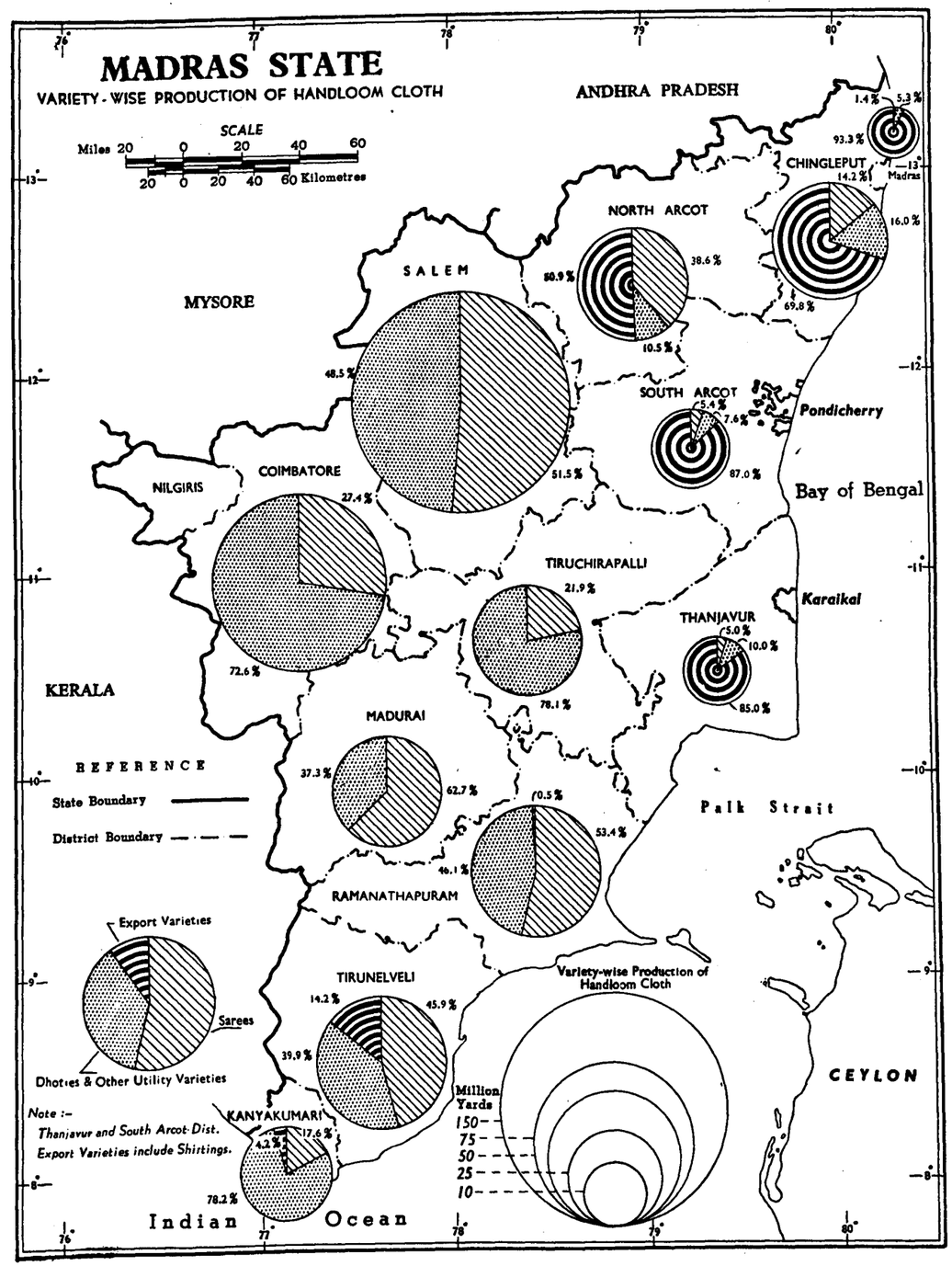

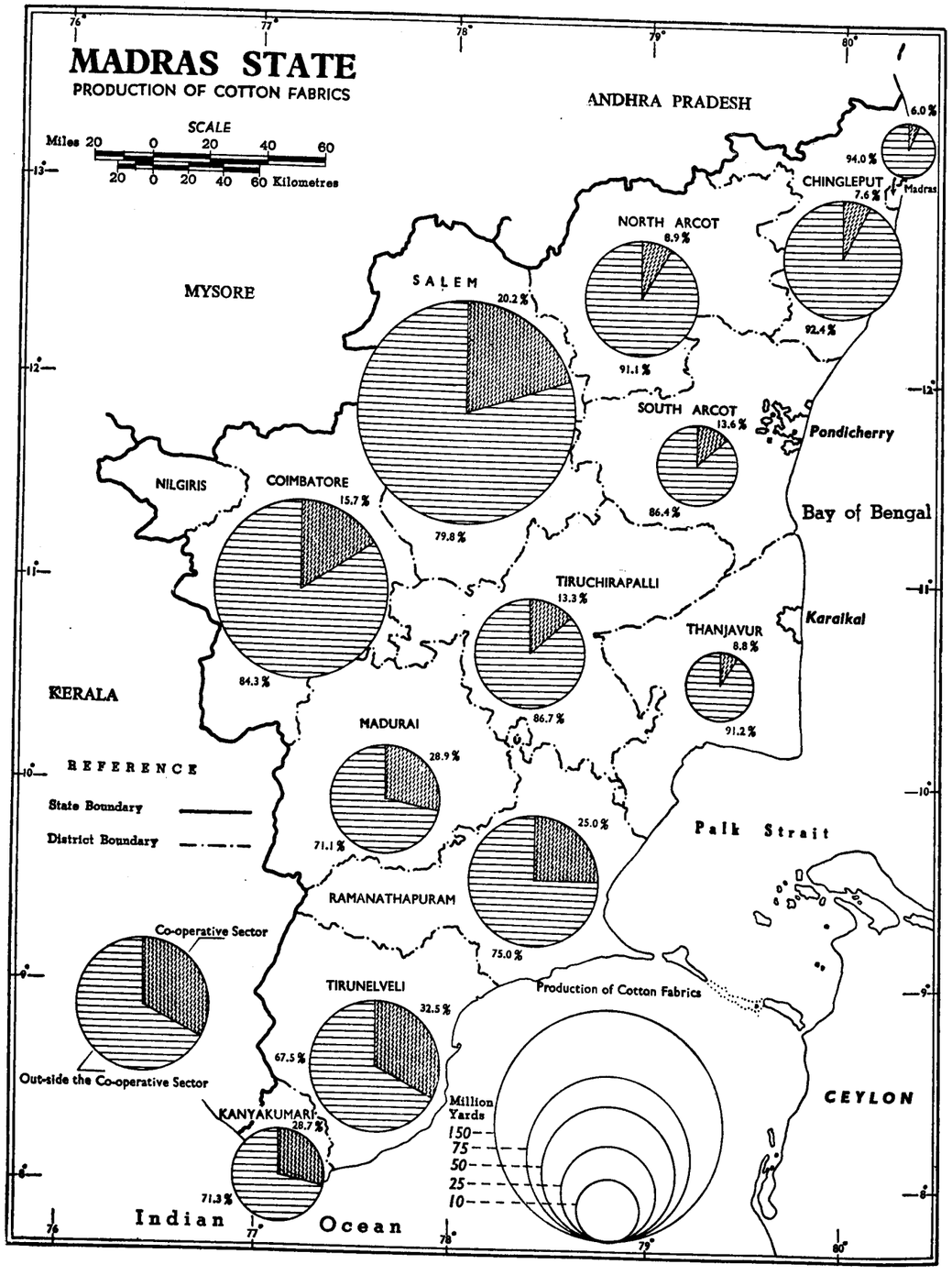


PRODUCTION OF HANDLOOM FABRICS

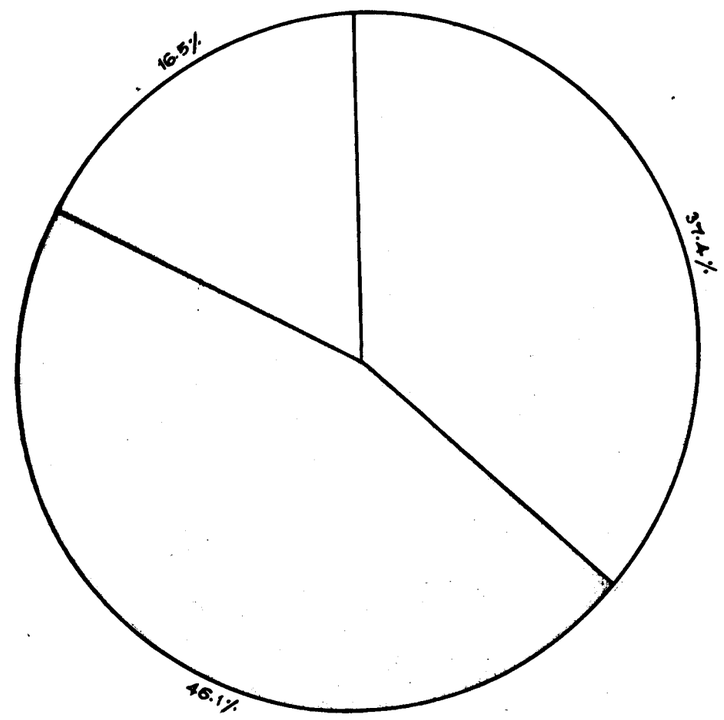


LEGEND

SAREES

DHOTIES & OTHER UTILITY VARIETIES

EXPORT VARIETIES

**Bhavani Carpets**

Among utility varieties mention may be made of carpets produced in the Bhavani—Komarapalayam area in the districts of Coimbatore and Salem. About 4,500 throw shuttle looms are engaged in the production of the varieties. Of these about 800 looms are in Salem district and the rest in Coimbatore District. 2/20s grey folded yarn is used for warp and 10s/- coloured yarn for weft. The usual sizes of carpets are as follows:

28" X 72"
34" X 72"
40" X 78"
46" X 84"
52" X 90"
60" X 90"

Other sizes are produced if orders are placed for them. On an average one carpet is produced daily in each loom. The annual production on the basis of 250 working days is 1.25 million carpets equivalent to 2.5 million yards.

Direct or non-fast colours are used in respect of about 80 per cent of carpets produced in the area. The Weavers Co-operative Society at Komarapalayam uses only "Vat" colours. The cost of production of "fast" and non fast varieties of carpets is given below: (1961)

STATEMENT CXXII

Construction and cost of production of Bhavani Carpets

| Size | Weight of the carpet | Cost of Carpet Fast colour | Cost of Carpet Non-fast colour |
|---|---|---|---|
| | lb ozs. | Rs nP | Rs nP |
| 28 x 72 | 1 4 | 4 28 | 3 48 |
| 34 x 72 | 1 12 | 5 77 | 4 57 |
| 40 x 78 | 2 0 | 6 69 | 5 39 |
| 46 x 84 | 2 8 | 8 21 | 6 61 |
| 52 x 90 | 3 0 | 10 00 | 8 00 |
| 60 x 90 | 3 4 | 13 00 | 10 80 |

A special variety known as "Silk" carpets with 2/12 folded yarn for warp and 150 Denier Art-silk yarn fo weft is produced on about 250 looms in Bhavani area The maximum size of the carpets–both cotton and "Silk' carpets—is 16' X 30'. The Carpets produced in thi area are exported to places all over India.

7. A list of important weaving centres with the names of varieties produced is appended.

**Names of the more important Weaving Centres**

| *District* | *Sarees* | *Dhothies and other utility varieties* | *Lungis* |
|---|---|---|---|
| 1. Madras | ... | .... | Madras City |
| 2. Chingleput | 1. Kancheepuram<br>2. Elapakkam | 1. Proddaturpet<br>2. Ramakrishnarajupet<br>3. Ammayarkuppam | 1. Thirumazhisai<br>2. Kunnathur<br>3. Thirukalikunram<br>4. Kancheepuram<br>5. Narasingapuram<br>6. Anakaputhur<br>7. Arni<br>8. Madarapakkam |
| 3. North Arcot | 1. Onnupuram<br>2. Thiruvettipuram<br>3. Arni<br>4. Gudiatham<br>5. Ambur | 1. Melseshamamangalam<br>2. Kilkodungalur<br>3. Minnal<br>4. Guruvarajapet<br>5. Ponnur<br>6. Vedal<br>7. Kunnagampundiyur | 1. Onnupuram<br>2. Arni<br>3. Gudiatham<br>4. Duesi<br>5. Arcot |

| District | Sarees | Dhothies and other utility varieties | Lungis |
|---|---|---|---|
| 4. South Arcot | 1. Thirukoilur<br>2. Avalurpet<br>3. Karamanikuppam | 1. Sittathur<br>2. Chinnasalem<br>3. Udayarkudi | 1. Kurinjipadi<br>2. Cuddalore<br>3. Anathur<br>4. Tindivanam<br>5. Bhuvangiri<br>6. Avalurpet<br>7. Chidambaram<br>8. Panruti |
| 5. Salem | 1. Salem city<br>2. Taramangalam<br>3. Kondalampatti<br>4. Mecheri<br>5. Rasipuram<br>6. Jalakantapuram<br>7. Pallipalayam<br>8. Thoppur<br>9. Dharmapuri | 1. Salem city<br>2. Edappadi<br>3. Athanur<br>4. Pachal<br>5. Gurusamipalayam<br>6. Attayampatti<br>7. Mallasamudram<br>8. Trichengode (Coatings also)<br>9. Dharmapuri<br>10. Komarapalayam (Carpets) | |
| 6. Coimbatore | 1. Coimbatore city<br>2. Savukkattu-palayam<br>3. Seerinaickkanpalayam<br>4. Ondiputhur<br>5. Thiruppur<br>6. Alangombu<br>7. Kanakkanpalayam | 1. Thingalore<br>2. Erode<br>3. Kangayam<br>4. Gobichettipalayam<br>5. Chithode<br>6. Sivagiri<br>7. Kavandapadi<br>8. N. Uthukuli<br>9. Chennimalai (Bed sheets)<br>10. Bhavani (Carpets) | |
| 7. Madurai | 1. Madurai city<br>2. Thirumangalam<br>3. P. Thottapatti<br>4. Nilakottai<br>5. Dindigal<br>6. Chinnalapatti<br>7. Palni<br>8. Narikkalpatti<br>9. Vadugapatti | 1. Madurai city<br>2. Chintamani<br>3. Oddanchatram<br>4. Andipatti<br>5. Dindigal | |



| District | Sarees | Dhothies and other utility varieties. | Lungis |
|---|---|---|---|
| 8. Tiruchirappalli | 1. Trichy (including Woriyur)<br>2. Kulithalai<br>3. Thogamalai<br>4. Puvalur<br>5. Jayankondacholapuram | 1. Thuraiyur<br>2. Thathaingarpettai<br>3. Udayanatham<br>4. Variankaval<br>5. Jayankondacholapuram<br>6. Marudur<br>7. Kodalikaruppur<br>8. Karur (also Bedsheets) | |
| 9. Tanjore | 1. Mayavaram (including Kornad)<br>2. Sikkil<br>3. Kuttalam<br>4. Thugili<br>5. Sundaraperumal koil | 1. Sikkil<br>2. Mayavaram<br>3. Sundaraperumal koil<br>4. Sembanarkoil<br>5. Karapidagai | 1. Ammayappan<br>2. Narasingam-patti<br>3. Ammapet<br>4. Sikkil<br>5. Govinda-puram<br>6. Thiruman-galakudi<br>7. Swamimalai<br>8. Kurichi<br>9. Sundara-perumalkoil |
| 10. Ramanathapuram | 1. Paramakudi<br>2. Emaneswaram<br>3. Thirupathur<br>4. Aruppukottai<br>5. Sivaganga<br>6. Virudhunagar<br>7. Kalkurichi | 1. Thirupathur<br>2. Srivilliputtur<br>3. Rajapalyam<br>4. Sivaganga<br>5. Mandalamanickkam<br>6. Chatrapatty<br>7. Sundara Pandiam<br>8. W. Pudupatti | |
| 11. Tirunelveli | 1. Veeravanallur<br>2. Tenkasi<br>3. Sambavarvadagars<br>4. Ettayapuram<br>5. Vilathikulam<br>6. Ayyan Bommoya-puram<br>7. Kuruvikulam<br>8. Sawyerpuram | 1. Melapalayam<br>2. Kallidaikurichy<br>3. Kadayanallur<br>4. S. Vadagara<br>5. Shermadevi<br>6. Sankarankoil<br>7. Puliangvdi<br>8. Kuruvikulam<br>9. Sawyerpuram | 1. Melappala-yam<br>2. Kadaya-nallur |
| 12. Kanyakumari | 1. Vadaseri | 1. N. Neendakarai<br>2. Colechal<br>3. Valvachagoshtam<br>4. Killiyur<br>5. Kollengode<br>6. Nattalam | |

NOTE: In Tanjore & South Arcot Districts, since the same reed is used for shirtings & lungis, either of these two varieties is produced according to the need. Shirtings are therefore included under lungis.

## SECTION VI

# POWERLOOMS AND THEIR IMPACT ON HANDLOOMS RELATING TO MADRAS STATE

The role of powerloom in handloom industry is a point on which there is a lot of discussion and much of controversy between mill owners and Govt. representatives. It made its appearance three decades ago. It can be found in cottages as well as factories, big and small. In Madras State it ranges from one unit powerloom to 96 units powerloom of Sankar Mills, Thalayuthu, Tirunelveli District. It depends on the textile mill for the supply of yarn. No statistics has been so far compiled about the production of powerloom sector. Again any estimate is based on the following assumptions that 10% of yarn delivered is used for non-textile purposes, 14% by the powerloom and the balance of 76% by the handloom. It is assumed that both powerloom and handloom will produce 4.5 yards of cloth per lb. of yarn. Again it is assumed that all imported yarn is utilised by handlooms and that 1 lb. will give 8 yards. The pertinent question raised by mill owners is whether officially an over-estimate has been made of the role of handloom sector, vis-a-vis powerloom sector. The growth of powerloom has been quite significant in Bombay, Madhya Pradesh, Mysore and the Punjab. It is inappreciable in Madras. The following are the figures furnished by the Textile Commissioner, Bombay on the number of power looms in the Indian Union :

| | *Authorised* powerlooms* | | *Unauthorised power looms**in existence prior to 1-11-1960 since regularised* | |
|---|---|---|---|---|
| | Cotton | Others | Cotton | Non-cotton |
| All India | 25,718 | 57,087 | 46,992 (i) | ... |
| Madras (upto 31-5-1962) | 1,165 | 2,089 | 1,153 (ii) | 956 (iii) |
| Madras (upto 30-6-1962) | 1,165 | 2,089 | 1,261 | 1,005 |

* Letter No. HB/36/I/53/2721 dated 17-3-1962 of the Textile Commissioner, Bombay

** Letter No. HB/36-I/53-5113 dated 26-6-1962 of the All India Handloom Board.

(i) Breakup for cotton non-cotton looms not furnished.

(ii) Letter No. R. O/TXC/UPL/7/61/22474 dated 28-7-62 of the Deputy Director, Madras Regional Office of the Textile Commissioner

(iii) Excludes tape and ribbon looms which were 718 on 31-5-62 and 838 on 30-6-62.

The number of powerlooms is quite high. The Indian Cotton Mills Federation, Bombay in a booklet entitled "Third Plan Targets for Handlooms, powerlooms and Mills" has criticised the official estimate of the production in the decentralised sector of handlooms and powerlooms, and has indicated that the production by handlooms has been over-estimated. According to them, out of a total production of 2165 million yards of cloth,only 800 million yards are contributed by handlooms. According to official estimate the handloom contributes 1828 million yards. The two figures are given in the following statement.

| | *Estimate of handloom production (million yards)* | *Estimate of powerloom production (million yards)* | *Total in million yards* |
|---|---|---|---|
| 1. Indian Cotton Mills Federation | 800 | 1365 | 2165 |
| 2. Official | 1828 | 337 | 2165 |

The Indian Cotton Mills Federation has estimated the number of powerlooms in the country between 80,000 to 90,000 of which 54,000 looms have produced 1365 million yards. According to them, the capacity of the powerloom is much higher. It has given the figures of Excise duty levied on mills and powerlooms and has concluded that "it will not be long before the powerloom factories gain a complete stranglehold over both the handloom and the mill sectors." The Textile Commissioner of Bombay has conceded that no great degree of accuracy can be claimed for the available figures of production in the handloom sector. It is his view that the estimate by the Federation that 80,000 to 90,000 powerlooms exist in the country and that handlooms produce only 800 million yards are not based on any concrete data and are definitely an under-estimate. As far as is officially known, there are about 27,000 registered powerlooms. The recent Census in the various States has brought to light the existence of about 18,000 unauthorised powerlooms. These two figures would indicate that the size of the cotton powerloom sector is of the order of 45 000 powerlooms and not 90,000 as assumed by the Indian Cotton Mills Federation. It has



assumed that each powerloom works for 2.4 shifts a day, produces on an average 28,400 yards per annum. In the context of the fact that many of the non-reporting powerlooms are installed in dispersed areas with one, two or three looms at each place and which, taken as a whole, have neither the facilties nor the resources for continuous working of even a single shift, the validity of these assumptions is open to doubt". According to him the production by the authorized sector of powerloom is of the order of 350 million yards. Of the 46,992 unauthorised powerlooms mentioned above, 38,408 are found in the following regions :

| | |
|---|---|
| Ahmedabad | 7,296 powerlooms |
| Amritsar | 3,219 ,, |
| Bombay | 27,893 ,, |

It is possible that in the above areas the production of powerloom cloth has been under-estimated. As a large number of unauthorised powerlooms have been recently regularised, the criticism of the I.C.M.F. has some force.

The role of powerloom in Madras State is limited nor does it present any serious threat either to handlooms or to the mills. According to the figures collected during the survey, cotton fabrics where both warp and weft are mill yarn are 464.18 million yards, mixed fabrics (cotton and art silk) 45.36, spurious khadi 2.50 (Total 512.04) million yards.

| | |
|---|---|
| Estimate with reference to yarn deliveries | ...456.44 million yards |
| Estimate with reference to figures collected from the Madras Yarn merchants Association | ...450.57 ,, |

Of these three estimates, the second is based on the delivery of yarn made by the textile mills after making allowance for the yarn consumed by the powerlooms. Of the total quantity of yarn released by textile mills for civil consumption, the quantity used by 2426 powerlooms (both authorised and unauthorised but since regularised) has been estimated at 46,883 bales of 400 lbs. This figure is based on the yarn consumed by 978 powerlooms reported in the Annual Statistical Digest for 1960 relating to the Indian Textile Industry. According to the figures collected by the Excise Department, the number of powerlooms in the State were 3819 of which 2399 are cotton. Of these, particulars regarding the number of shifts worked have been given for 1892 looms.

| | |
|---|---|
| No. of looms working for one shift | 555 |
| No. of looms working for 2 shifts | 856 |
| No. of looms working for 3 shifts | 481 |

On the basis of figures collected from the Co-operatives at Peelamedu, Somanur and Tiruppur the average production of cloth per shift is 40 yards. On this basis the annual production per loom is 24,000 which agrees with the production capacity estimate given by the Textile Commissioner. On the basis of 4.5 yards per lb. the yarn consumption by 2426 looms will be 32,347 bales against the estimated consumption of 46,883. Apparently powerlooms in Madras use more of folded yarn and coarse counts. It can be seen that there has been no under-estimate of yarn consumption by the powerlooms in Madras State and as such, as far as this State is concerned, the estimated production of 512.04 million yards of handloom cloth cannot be said to be over—estimate. It may also follow that the I.C.M.F.'s figure of 800 million yards of handloom cloth for Indian Union is a gross under-estimate. Powerlooms can successfully compete with handlooms in the production of sarees, dhothies, shirtings and coatings. The cost of production will be less. But there has been an increase in the number of handlooms in Madras during the last two decades. There is no reason to hold that powerloom has affected the growth of this industry so far. The number of handlooms which was less than 2 lakhs in 1941 has increased to 6 lakhs in 1961. There seems to be some co-existence in the decentralised sector between handloom and powerloom; more so because of the restriction imposed on the expansion of the powerloom industry.

Replacement of handlooms by powerloom has been recommended by Textile Enquiry Committee, 1954. At the end of 15 to 20 years the entire handloom should be converted into improved semi-automatic handloom or decentralised powerloom industry, leaving 50,000 handlooms of throw shuttle or fly shuttle type for the manufacture of special fabrics with an intricate body pattern. To what extent powerloom can be permitted is still a moot question. One of the drawbacks of the development of powerloom industry is that handloom weaver will be converted to a mere labourer in due course working on wages for a middleman, a phenomenon which we have observed whenever any improvement is effected in the co-operative sector of the industry. Handloom cloth can compete successfully with mill-made or powerloom cloth for dhothies, sarees and angavastrams woven with counts 40s and above and special lines of goods like lungis, Madras handkerchiefs and fancy and luxury goods produced in factories. The competition in coarser counts can, however, do serious

harm to the handloom industry. Under the Cotton Textiles (Control) order 1948, no person can acquire or instal any powerloom except with the permission in writing of the Textile Commissioner. If this restriction is removed, businessmen will instal powerlooms and produce large quantities which will seriously cripple the handloom industry causing hardship to a number of weavers. Therefore, any expansion of powerloom industry should be regulated taking into account the interest of handloom weavers. Even as it is, small powerloom units with 4 looms and less are rivals to handloom. Of the 510 units in the State, 435 which operate 947 looms have 4 powerlooms and less. These units working in one shift are completely exempted from Excise duty. Restrictions regarding the production of sarees and a few other varieties by composite mills and powerlooms do not apply to powerlooms of less than 5. If these small powerloom factories produce varieties of cloth similar to those produced on handlooms, marketing of handloom cloth will be rendered difficult in view of the comparative cheapness of powerloom production, e.g., the cost of production of gada cloth (48") produced on powerloom in Coimbatore district is Rs 0.63 per yard (28s warp, 40s weft, 40 ends, 36 picks). The same cloth will cost Rs. 0-10 more if it is produced on handloom. Therefore any development of powerloom industry will affect the interest of the handloom weaver adversely.

## SECTION VII

## WEAVERS' CASTES IN MADRAS STATE

The caste system is an essential feature of Hinduism "and its origin is an insoluble problem". The Census Report of India (1911) defines caste as follows: "A caste may, therefore be defined as an endogamous group or collection of such groups bearing a common name, and having the same traditional occupation, who are so linked together by these and other ties such as the tradition of a common origin, and the possession of the same tutelary deity and the same social status, ceremonial observances and family priests, that they regard themselves, and are regarded by others as forming a single homogeneous community". In his "Glimpses of World History", Pandit Jawaharlal Nehru has observed: "The worst result of the caste system did not appear and could not appear until the Hindus had ceased to be a free Nation (i. e.) until after the Mohammadan conquest. Foreign invasion tends to make religion and culture of the country protect themselves by rigidity. It was in this way that Hinduism had become rigid and caste had developed after the Muslim invasion." (Page 431) In ancient India every occupation was connected with a caste and each caste stuck firmly to its caste *dharma*. Caste was thus originally a distinction based on profession. Abbe Dubois has mentioned that caste assigns to each individual his own profession or calling and that the four great professions. without which a civilised nation could not exist namely the army, agriculture, commerce and weaving are all held in the highest esteem. (Hindu manners, customs and ceremonies Vol. I). The weaving castes were included among the Vaisyas, the third among the four main caste divisions of India, and in many places they maintain their social traditions intact. Though the rigidity of the economic and social structure has broken down lately, even today the great majority of the hand weavers are of the traditional weavers' castes namely Sengunthars, Devangas, Saliars and Saurashtras.

2. On the basis of details collected in the sample survey, the percentage of each of the above four castes of weavers engaged in the production of cotton, silk and art silk fabrics is as follows:

| | Cotton weaving | Silk weaving | Artsilk weaving |
|---|---|---|---|
| | % | % | % |
| Sengunthars | 32.5 | 9.3 | 12.5 |
| Devangas | 30.4 | 21.2 | 56.1 |
| Salis | 11.4 | 9.7 | 6.7 |
| Saurashtras | 8.2 | 36.3 | 15.5 |
| Total | 82.5 | 76.5 | 90.8 |
| Other Communities | 17.5 | 23.5 | 9.2 |
| Grand Total | 100.0 | 100.0 | 100.0 |

The proportion of the non-hereditary weavers is the highest in Silk industry, namely 23.5%. Art silk has not attracted non-hereditary castes in large numbers since they form only 9.2%.

3. Though the four castes have spread themselves over tne State there is a heavy concentration of certain castes in some districts. I give below the figures collected in the sample survey.



### STATEMENT CXXIII

**Hereditary weavers engaged in cotton, silk and art silk weaving**

| District | Total number of persons belonging to the four castes covered in the survey | | | | Sengunthars | | Devangas | | Saliars | | Saurashtras | |
|---|---|---|---|---|---|---|---|---|---|---|---|---|
| | Cotton | Silk | Art silk | Total | Number of persons | Percentage of col. 6 to 5 | Number of persons | Percentage of col. 8 to 5 | Number of persons | Percentage of col. 10 to 5 | Number of persons | Percentage of col. 12 to 5 |
| 1 | 2 | 3 | 4 | 5 | 6 | 7 | 8 | 9 | 10 | 11 | 12 | 13 |
| 1 Madras | 292 | ... | ... | 292 | 186 | 63.7 | 44 | 15.1 | 62 | 21.2 | ... | ... |
| 2 Chingleput | 989 | 162 | ... | 1,151 | 977 | 84.9 | 79 | 6.9 | 73 | 6.3 | 22 | 1.9 |
| 3 North Arcot | 1,944 | 319 | ... | 2,263 | 1,814 | 80.2 | 228 | 10.1 | 43 | 1.9 | 178 | 7.8 |
| 4 South Arcot | 1,190 | 134 | ... | 1,324 | 909 | 68.7 | 243 | 18.3 | 172 | 13.0 | ... | ... |
| 5 Salem | 6,222 | 307 | 1,409 | 7,988 | 1,788 | 22.5 | 4,954 | 62.4 | 570 | 7.2 | 626 | 7.9 |
| 6 Coimbatore | 3,901 | ... | 204 | 4,105 | 1,884 | 45.9 | 2,221 | 54.1 | ... | ... | ... | ... |
| 7 Madurai | 1,812 | ... | 566 | 2,378 | 176 | 7.4 | 961 | 40.4 | 119 | 5.0 | 1,122 | 47.2 |
| 8 Trichy | 1,104 | 856 | 215 | 1,319 | 515 | 39.1 | 210 | 15.9 | 567 | 43.0 | 27 | 2.0 |
| 9 Tanjore | 1,042 | 856 | ... | 1.898 | 424 | 22.3 | 549 | 28.9 | 18 | 1.0 | 907 | 47.8 |
| 10 Ramanathapuram | 2,373 | ... | 586 | 2,959 | 71 | 2.4 | 919 | 31.1 | 1,288 | 43.5 | 681 | 23.0 |
| 11 Tirunelveli | 915 | ... | ... | 915 | 700 | 76.7 | 215 | 23.3 | ... | ... | ... | ... |
| 12 Kanyakumari | 703 | ... | ... | 703 | 48 | 6 8 | ... | ... | 637 | 90.6 | 18 | 2.6 |
| Total | 22,487 | 1,778 | 2,980 | 27,245 | 9,492 | 34.8 | 10,623 | 39.11 | 3,549 | 13.0 | 3,581 | 13.2 |

From the above table it may be seen that:

1) Sengunthars are found in all the districts; 85 per cent of the caste are concentrated in the six districts of Chingleput, North Arcot, South Arcot, Salem, Coimbatore and Tinnevely. The majority of the weavers in Madras, Chingleput, North Arcot, South Arcot and Tinnevelly belong to this community;

2) Though Devangas have spread themselves all over the state except Kanyakumari, the two districts of Salem and Coimbatore account for 70 per cent;

3) Ninety percent of the weavers of Kanyakumari district belong to the Saliar caste. The local name for this caste is "Pattariar". The other districts where we find this caste in large numbers are Trichy and Ramnad.

4) The bulk of the Saurashtras have settled down in Madurai, Tanjore, Ramnad, Salem and North Arcot Districts.



The proportion of each of the four castes in the State is given below:

| CASTE | With reference to the four castes only | With reference to all weavers including other communities |
|---|---|---|
| 1. Sengunthars | 35.0% | 29.0% |
| 2. Devangas | 39.0% | 32.0% |
| 3. Saliars | 13.0% | 11.3% |
| 4. Saurashtras | 13.0% | 11.0% |
| TOTAL | 100.0 | 83.0 |

Devangas and Sengunthars account for three-fifths of those engaged in weaving while with reference to the four castes they form three-fourths.

**Sengunthars:**

This class of weavers is found all over the Tamil Districts. They are known also as Kaikolars. The

word Kaikolar is derived from Kai (Hand) and Kol (shuttle) and is also the Tamil equivalent of the Sanskrit Virabahu, mythological hero from whom the Kaikolars claim descent. The name Sengunthar by which they are now designated, means red dagger in connection with the following legend. The people of earth being harassed by certain demons appealed to Siva for help, who sent forth six sparks of fire from his eyes. His consort Parvathi was frightened and retired to her chamber and in so doing dropped nine beads from her anklets. Siva converted the beads into as many females to each of whom was born a hero with full grown moustaches and a dagger. These nine heroes with Lord Subramania at their head marched in command of a large force and destroyed the demons. The Kaikolars or Sengunthars are said to be descendants of Virabahu, one of these heroes. After killing the demons, Lord Siva told the warriors to become musicians and adopt a profession which would not involve the destruction or injury of any living creatures; weaving being such a profession they were trained in it.

There is also another version of the story. Siva told Parvathi that the world would be enveloped in darkness if he should close his eyes. Impelled by curiosity, Parvathi closed siva's eyes with her hands. Being terrified by darkness Parvathi ran to her chamber; while so running nine precious stones fell from her anklets which turned into fair maidens. These nine maidens gave birth to nine heroes carrying red daggers. Under the command of Lord Subramania, they killed Padmasuran who was troubling the world. It is said that the word 'Kaikol' refers to the 'ratna vel' or precious stones dagger carried by Lord Subramania. On the Sura Samharam Day which falls in October-November of each year, the Sengunthars, dress themselves up to represent the nine warriors and join the procession.

This community considers the different parts of the loom to represent various Devatas and rishis. The thread is said to have been secured originally from the lotus stalk rising from Sri Vishnu's naval. Several Devas formed the threads which make the warp. Narada became the weft and Vedamuni the treadle. Brahma transferred himself into the Padamaram and Adisesha into the main rope.

Most of the Sengunthars are saivities. In ancient literature they are known as Tantuvayars. They speak Tamil. The great Tamil Poet Ottakuthar is said to belong to this community.

Of proverbs relating to weavers one is to the effect "if a dog gets sore on its head it never recovers from it; and even so a weaver who gets a sore on his feet". Since the weaver gets the shedding for the shuttle to pass through the warp by pressing the treadles with his feet, a sore on his feet will not easily heel.

The titles of Sengunthars are Mudaliars and Nayanars.

In addition to cotton weaving all over the State, the Sengunthars of Salem, Coimbatore, Madurai and Ramnad have taken to art silk yarn while in Chingleput, North Arcot, and Tanjore they are producing silk fabrics.

**Devangas**:

The Devangas are a caste of weavers speaking Telugu or Canarese who are found all over the State. They are also called Jadaru, Dendra, Dera, Seniyan. In Coimbatore they are called Settukkaram (economical people). The following legend relates to the origin of the Devangas. Brahma created the animate and inanimate beings; all the Devas, Rakshasas and the human race were without covering for their bodies. Narada waited upon Siva and represented the indecent state of the inhabitants of the Universe and that a covering would have to be devised for them. At that time a male sprang from Siva's body whom he named Deva Angam or the body of God. When the latter asked Siva why he had been created he was directed to meet Vishnu. Deva Angam accordingly repaired to the presence of Vishnu who instructed him to weave cloth to serve as a covering to the inhabitants of the Universe. Vishnu also gave him some of the fibres of the lotus flower that grew from his naval and taught him how to convert into cloth. Deva Angam wove a piece of cloth and presented it to Sri Vishnu who accepted it and instructed him to weave cloth for the Gods. Deva Angam created ten thousand weavers who used to go to the forest and collect the fibres of trees to be converted into cloth for Gods and human race. One day when Deva Angam and his tribe went to the earthly world to collect fibres of trees they were attacked by a race of Rakshasa; Deva Angam got angry and produced a female goddess from his hair, with eight hands each grasping a warlike weapon, who defeated the Rakshasas; Deva Angam named her Chudeswari (Goddess of hair) and made her his tutelary divinity.

Another view of the legend concerning the origin of the caste is as follows:

After Manu who was weaving clothes for Devas and men departed to the heaven through his piety and virtuous life, there was no one left who could weave. They prayed to Brahma who took them to Siva. He created a lustrous spirit called Devala to weave clothes for man and Dewas. He was advised to obtain thread from the lotus stalks springing from the naval of Vishnu which he secured after a severe penance. On his way back he met a Rakshasa, Vajradantan by name disguised as a sanyasi doing penance in a hermitage. Devalan spent the night with him but later discovered that he and his followers were asuras. Devalan secured a chakra from Vishnu and invoked the assistance of Chawdanayaki or Chawdeswari who came riding on a lion and the asuras were all killed. These asuras included Vajradantan (diamond toothed) Pugainetran (smoke-eyed) Pugaimugam (smoke-faced) Chitrasenan (leader of armies) and Jeyadrathan (owner of a victory securing car). The blood of these was yellow, red, white, green and black respectively. Devalan dipped the thread in the blood to secure different colours. The descendants of Devalan are Devangas.

The tutelar diety of the caste is Chawdeswari.

Their title is chetty. They are practically divided into two linguistic sections, Canarese and Telugu. Many of them wear the sacred thread and in the Canarese section those wearing the sacred thread preponderate. The majority of Devangas are saivites. Though they are found in all the districts except Kanyakumari, the great majority of them are concentrated in the districts of Salem and Coimbatore.

Like Sengunthars, Devangas all over the State produce cotton cloth; silk and art silk fabrics are produced by this caste in the following districts.

Silk: Chingleput, North Arcot, Salem and Tanjore.

Art Silk: Salem, Madurai and Ramnad.

**Sales or Saliars:**

The term Saliar is derived from Salika, a weaver. The original home of Sales seems to have been Andhra country, and a section came south at the invitation of the Chola King Raja-Raja I. They are found mainly in Salem, Tanjore, Ramnad and Kanyakumari districts.

The following legend is told about the origin of this community. Rishi Markandaya performed a sacrifice to provide the celestials with clothing. From this sacrificial fire issued Bhavana Rishi with a ball of thread in his hands, which he had manufactured under Vishnu's direction from the fibres of the lotus which sprang from his naval. With this ball of thread he made clothes for the Devas. He married Bhadravati the daughter of the Sun who bore him a hundred and one sons of whom a hundred became the fore-fathers of Padma Saliars while the remaining man was the ancestor of Pattu-Saliars. Both the sub-divisions - Padma and Pattu-Saliars speak Telugu. Each has a number of exogamous sections and are divided into Vaishnavites and Saivites. These religious distinctions are no bar to intermarriage and interdining.

The Patron deity of the caste is Bhavana Rishi. Every year before Sankaranthi, a ball of thread representing the Rishi is worshipped; camphor is burnt and fruits and flowers are offered to the ball. Another legend regarding the Padma Sales is as follows:

"The other sects of weavers used annually to present a piece of cloth to a saint named Markandeya. One year they omitted to make their offering at the customary period which neglect enraged the rishi who performed a yaga or sacrifice of fire and by the power of mantras or prayers he caused a man to spring up out of the fire of the sacrifice and called him Padma Sale...and directed him to weave a piece of cloth for his use. This he did and presented to the rishi".

The Karna Sales of Madurai and Tanjore who are known as Seniyars locally form a division among the Sales. They seem to have no tradition as to their origin but the name karna (ear) would indicate the origin in the legend relating to Karnabattus who are a Telugu weaving caste.

The Saliars of Chingleput, South Arcot and Tanjore produce silk fabrics while those in Trichy District are experts in the production of art silk sarees and dhothies. Cotton weaving is carried on by this caste in the districts of Madras, North Arcot, South Arcot, Salem, Madurai, Trichy, Ramnad and Kanyakumari.

**Saurashtras**

This community which was formerly known as Pattunulkarans is found largely in Salem, Madurai, Tanjore and Ramnad Districts. The weavers of this community produce fabrics with silk, art silk and higher counts cotton yarn. According to one tradition the Saurashtras claim descent from a sage, Tantuvardhanar, meaning literally a person who improves threads (i. e.) manufactures and weaves them into clothes. It is said that they were originally a class of sun worshippers from Sowra meaning sun, but the term Saurashtra means inhabitants of the fruitful Kingdom. They were originally Madhvas but were converted into Saivites and Vaishnavites after their settlement in South India. The inscriptions at Mandasor in Western Malwa show how Pattavayakas, as the caste was then called, migrated to that country from the coast of

Gujarat at the instance of the King Kumara Gupta. (or one of his lieutenants). The inscriptions represent them as soldiers as well as weavers. On the destruction of Mandasor by the Muslims, the Pattavayakas seem to have travelled south to Devagiri (modern Dowlatabad). When the muslims appeared here also, they marched to Vijayanagar, at the beginning of the fourteenth century. Later they were induced to settle in Madurai by one of the early Nayaka kings or Thirumala Naik. The above conjecture is confirmed by the following ceremony at the weddings of Saurashtras. Before the date of the wedding, the bridegroom's party goes to the bride's house and asks formally for the girl's hand. Her relations ask them in a set form of words who they are and whence they came ; they reply that they came from Sorath, which is the old name of Saurashtra or Kathiawar, resided in Devagiri, travelled south to Vijayanagar and from there to Madurai. They then ask the bride's party the same questions and receive the same reply.

In the Manual of North Arcot District it is stated that "the Patnulkarars say that they were originally Brahmins living in a town of Sorath called Devagiri, in which twelve streets were entirely peopled by them. For some reason of which they profess themselves to be ignorant, the residents of the streets were excommunicated by the rest of the caste and expelled. They travelled southwards and settled in Tirupathi, Arni, Vellore as well as in Trichy, Tanjore, Madurai and other large towns where they carried on their trade of silk weaving. Another story is to the effect that they were bound to produce a certain number of Silken clothes at each Deepavali feast in Devagiri for the Goddess Lakshmi. One year their supply fell short and they were cursed by the Goddesss who decreed that they should no longer be regarded as Brahmins.

They speak Patnuli or Khatri, a dialect of Gujarati but which contains many Canarese and Telugu words. Most of them know Telugu from which it can be inferred that they must have resided a long time in the Telugu areas. They are gregarious. They are called chetties, though titles such as Iyer, Aiyangar Bhagavathar etc., are tacked on to their names. Their occupations are agriculture, trade, dyeing and weaving. Among them there are pure Vaishnavites, Smartas and Sankara Vaishnavites. This religious difference does not create a distinction in the caste and they intermarry and interdine.

The Saurashtras were divided into four heads called Goundas (chiefs) Saulins (elders) Voyddoss (Physicians) Bhoutwis (religious men). Only some traces of the division still survive in the now neglected institution of Goundas.

The Saurashtras have a secret language. A number of terms and phrases have been borrowed from the craft to which special meanings are given. Thus a man of no status is stigmatised as rikhta Khander i. e. a spindle without yarn ; a man of little sense called mhudha the name of a thick peg which holds one side of the roller. A talkative person is referred to as a "rhetta" or roller used for winding the thread upon spindles which makes a most unpleasant creaking noise. To make short work of an undesirable person the term kapinikar is used which means cutting the loom off. A man past middle age is called 'porkut phillias' which means that half the loom is turned.

The districts where this caste is producing cotton, silk and art silk fabrics are shown below :

| | |
|---|---|
| Chingleput | Silk |
| Kanyakumari | Cotton |
| Salem | Cotton, Silk and Art silk |
| Trichy, North Arcot, Tanjore | Cotton and Silk |
| Madurai & Ramnad | Cotton and art-silk |

## SECTION VIII

## RAW COTTON

The cotton fibre is the most important of all fibres-vegetable or animal. It forms about 70 percent of the raw fibre used by the world's Textile Industry. Cotton otherwise known as "White Gold" is grown in over 60 countries. The world production of cotton yarn is of the order of 17,000 million pounds equivalent to 425 lakhs of bales (of 400 pounds each) against the world production of cotton of 580 lakhs of bales. The



production of cotton yarn in India is a little over 10 percent of the world production. The figures for the years 1956 to 1961 are as follows:

*Production of yarn in India*

| *Year* | *in million pounds* | *in lakhs of bales of 400 lbs. each* |
|---|---|---|
| 1956 | 1671 | 41.775 |
| 1957 | 1780 | 44.500 |
| 1958 | 1685 | 42.125 |
| 1959 | 1723 | 43.075 |
| 1960 | 1737 | 43.425 |
| 1961 | 1901 | 47.525 |

(Source: Table 4–Annual Report of the Southern India Mill Owner's Association for 1961).

Making due allowance for wastage in spinning and provision for carry over stocks, the cotton requirements of the Indian Textile Mills are round-about 55 lakhs of bales per annum. As the Indian Cotton Crop had been insufficient to meet the requirements of textile mills, as mentioned later, the shortage was met by imports. Even otherwise, foreign long staple varieties of cotton have to be imported to spin finer counts.

In 1959, when there was shortage of foreign cotton, experiments were made to spin 60s count from C0 2 varieties which proved successful although the breaking strength was lower. As handlooms require superfine counts, which the mills have to supply, we have to import foreign long staple varieties of cotton till they are produced locally. If the Indian Cotton crop is below normal, larger imports of cotton will be necessary as was the case in 1960. Even though in 1960 the Indian cotton yield was not unsatisfactory, the consumption of foreign cotton reached a new high level. The following table shows the cotton consumption by textile mills.

*In lakhs of bales of 400 lbs*

| *Year* | *Indian Cotton* | *Foreign Cotton* | *Total* |
|---|---|---|---|
| 1956 | 43.72 | 6.19 | 42.91 |
| 1957 | 46.95 | 5.67 | 52.65 |
| 1958 | 44.40 | 5.24 | 49.64 |
| 1959 | 46.39 | 4.57 | 50.96 |
| 1960 | 41.12 | 9.85 | 50.97 |
| 1961 | 45.16 | 10.47 | 55.63 |

(Source: Annual Report of the Southern India Mill Owners' Association for 1961).

3. Since nearly 87 percent of the Indian cotton crop is raised under rain-fed conditions the yield is dependent on seasonal vagaries. In 1959-1960, the yield was the lowest on record. The area under cotton cultivation, the total yield and average yield per acre for the years 1955-56 to 1959-60 are as follows:

| *Year* | *Area under cotton cultivation in* | | *Cotton yield in terms of bales (177.8kg. or 392. lbs.)* | *Yield per acre in lbs.* |
|---|---|---|---|---|
| | *hectares* | *in millions of acres* | | |
| 1955-56 | 80,86,000 | 19.97 | 39,98,000 | 78 |
| 1956-57 | 80,19,000 | 19.81 | 47,07,000 | 93 |
| 1957-58 | 80,92,000 | 19.99 | 47,39,000 | 93 |
| 1958-59 | 80,64,000 | 19.92 | 46,86,000 | 92 |
| 1959-60 | 77,91,000 | 19.14 | 38,35,000 | 79 |

(Source: Tables 14 and 15 Statistical Abstract of the Indian Union for 1961).

The yield which recorded an improvement in 1960-61 was estimated at 52.50 lakhs of bales. The textile Commissioner to the Government of India stated in the International Conference held at Bangalore in April 1963 that the current (1962-63) year, cotton crop was likely to be 54 lakhs of bales. (Page 24/The Textile Magazine for June 1963). After a very bad year in 1959-60, there has been an improvement in the cotton yield in the subsequent years.

The figures for Madras for 1958-59 and 1959-60 and 1960-61 are given below:

(Madras State)

| *Year* | *Area under cotton cultivation in* | | *Cotton yield in terms of bales of 392 pounds* | *Yield per acre pounds* |
|---|---|---|---|---|
| | *hectares* | *millions of acres* | | |
| 1958–1959* | 4,55,000 | 1.12 | 3,56,000 | 125 |
| 1959–1960* | 4,57,000 | 1.13 | 4,01,000 | 139 |
| 1960–1961£ | 3,96,021 | 0.98 | 3,73,630 | 150 |

* (Tables 148 and 149 Statistical Abstract of the Indian Union for 1960)

£ Pages 50 & 74 Season and Crop Report of the Madras State for 1960-61 issued by the Director of Statistics.

81843

The main cotton growing areas are Madurai, Ramnad Tirunelveli and Coimbatore. District-wise acreage under cotton cultivation is given below:

| | District | Acres | Hectares |
|---|---|---|---|
| 1. | Chingleput | 265 | 107 |
| 2. | North Arcot | 649 | 263 |
| 3. | South Arcot | 6,940 | 2,809 |
| 4. | Salem | 62,473 | 25,282 |
| 5. | Coimbatore | 287,735 | 116,442 |
| 6. | Madurai | 119,679 | 48,432 |
| 7. | Trichy | 18,791 | 7,604 |
| 8. | Tanjore | 71 | 29 |
| 9. | Ramanad | 215,178 | 87,079 |
| 10. | Tirunelveli | 265,857 | 107,589 |
| 11. | Kanyakumari | 917 | 371 |
| 12. | The Nilgiris | 35 | 14 |
| | | 978,590 | 396,021 |

The average yield of cotton lint per acre in Madras is higher compared with All India figures. As the spindle-point yarn production in Madras is 8 lakhs of bales per annum, the cotton raised in the State is sufficient to meet only 50% of the requirements of textile mills. Madras is not therefore self-sufficient in regard to cotton.

4. The All India acre-yield which is 100 lbs. is very low when compared with the world average of 277 lbs. In the major cotton growing countries like the U.S.S.R. and the U.S.A. the average yield per acre varies from 400 to 650 lbs. of lint. Though the acreage under cotton cultivation in India is 24 percent of the world acreage of 80 million acres, the cotton production in India is only 9 percent in view of the low acre-yield. The following are the four countries which contribute over 70 per cent of the world production of cotton which is 58 million bales.

| *Name of the country* | *Area under cultivation of cotton (million acres)* | *Cotton production in million bales* | *Yield per acre in pounds* |
|---|---|---|---|
| U.S,A. | 15·1 (19%) | 17.8 (31%) | 462 |
| China | 15.0 (19%) | 11.0 (19%) | 280 |
| U.S.S.R | 5.3 ( 7%) | 8.9 (15%) | 658 |
| India | 19.3 (24%) | 5.0 ( 9%) | 102 |

( *Tamil Nad Mill Owners' Association, Madurai*)

Though India stands first in respect of acreage under cotton, it occupies the lowest rank among the major cotton growing countries in regard to yield per acre. It was 83 lbs. and 94 lbs, respectively in the First and Second Plan Periods. It was 112 lbs. in 1960-61 but declined to 94 lbs. in 1961-62. (Page 25/The Textile Magazine. June 1963)

5. Practically the entire Indian cotton crop is consumed by the textile mills. The quantity consumed by the handspinners is about 50,000 bales or 1% of the yield, while the consumption for non-textile purposes is not appreciable. As the requirements of the Textile Mills are of the order of 5½ million bales of lint, and since the Indian cotton crop for 1959-60 was less than 40 lakhs of bales, certain control measures were introduced for the 1960-61 season to ensure an equitable supply of cotton to the textile mills and to maintain the prices of cotton at reasonable levels. Briefly they were:

(i) Each mill was given quotas of Indian and Foreign cotton periodically. Mills should not purchase cotton without the quota letter and in excess of quotas allotted.

(ii) All Indian Cotton marketed in the country from 1st September 1960, was surveyed at the ginning and/or pressing stage. The survey was entrusted to the East India Cotton Assocation, Bombay.

(iii) Every licensed dealer in cotton was required to submit monthly returns to the Textile Commissioner, Bombay of his actual deliveries of Indian cotton to the mills and his sales.

(iv) Textile mills were prohibited from selling cotton to any person without the previous written permission of the Textile Commissioner.

(v) Maximum and minimum prices were fixed for the several varieties of cotton grown in the country of which Karunganni and Cambodia are the varieties raised in Madras. The prices fixed for these two varieties are as follows:

*[Textile Magazine]*

| | *Basic staple length in inches* | *Basic minimum price per candy of 784 lbs* Rs. | *Basic maximum price per candy of 784lbs* Rs. |
|---|---|---|---|
| 1. Karunganni (includes K2, K5, K6 Tirunelveli and Salem) | 26"/32 | 575 | 935 |
| 2. Cambodia (A) (includes MCU 1 or Rajapalayam, MCU 2 and 9030 G | 11"/32 | 960 | 1330 |
| 3. Cambodia (B) (includes CO 2, CO4) | 1" | 795 | 1165 |
| 4. Cambodia (C) 30/32" | | 740 | 1110 |



6. Textile mills do not spin yarn with one variety of cotton. The standard of quality and specification of the yarn have to be kept up over a long period. As this is not possible by depending on one variety, the practice of mixing different varieties of cotton in mills is in vogue. Again the warp yarn in fabrics requires strength while the properties of the weft yarn are softness and fullness. The qualities required in yarn depend upon the use to which those yarns are put and they can be obtained from the corresponding qualities of the raw material namely, cotton. The choice of cotton for mixing is therefore important.

The cotton raised in Madras State may be classified into four different categories namely:

(i) Rajapalayam capable of spinning around 35s (counts)

(ii) Cambodia 30 s

(iii) Karunganni 25 s

(iv) Tinnevelly 16 s

The maximum and minimum prices fixed by the Textile Commissioner for the various varieties would indicate that within each group there is a wide scope for the selection of cottons from the point of view of cost which keeps fluctuating from season to season according to the supply position. Just as it is desirable to get the raw material of almost constant quality for a continued period of time, it is also desirable to have a fairly constant price for the material. Both the price and quality variations can be smoothened out by mixing different varieties of cotton when sufficient quantities of one variety cannot be secured. The price of cotton forms more than 60% of the cost of production of yarn and by the correct choice of cotton, a losing concern could be turned into a profit making one. Cotton mixing assumes importance to keep up the quality and keep down the cost of production. The following Table gives details of cost of cotton and manufacturing cost upto 40s count as furnished by the Southern India Mill Owner's Association.

| *Counts* | *Cost of cotton* | | *Manufacturtng cost* | | *Cost of production of yarn* | | *Percentage of cost of cotton to cost of production of yarn* |
|---|---|---|---|---|---|---|---|
| | Rs. | nP. | Rs. | nP. | Rs. | nP. | |
| 10s | 13 | 81 | 2 | 90 | 16 | 71 | 82.6 |
| 20s | 15 | 47 | 5 | 15 | 20 | 62 | 75.0 |
| 26s | 16 | 20 | 6 | 60 | 22 | 80 | 71.0 |
| 30s | 16 | 34 | 7 | 50 | 23 | 84 | 68.5 |
| 40s | 17 | 14 | 10 | 20 | 27 | 34 | 62.7 |

Mills which, by a proper system of mixing cotton, keep down the cost of raw material will be able to carn larger profits. A judicious purchase of cotton by textile mills is necessary from the business point of view.

7. The longest and finest cotton in the world is "Sea Island" grown in the British West Indies, the staple length of which is between 1¾" and 2". The shortest stapled cotton is comill grown in India and East Pakistan with a staple length of 3/8". Experiments for raising "Sea Island" cotton are under way in Mysore and Kerala but the output in 1962–63 was less than 1000 bales. If this variety is raised in large quantities to meet the requirements of textile mills, we can save valuable foreign exchange.

The problem requiring immediate attention is to increase appreciably the present low yield per acre. The Third Plan target of cotton is 70 lakhs of bales. The Textile Commissioner has indicated that this "would be achieved through effective utilization of new areas under irrigation projects, by growing cotton as a second crop in the rice fallows and through the adoption of intensive cultivation methods." The present area under cotton cultivation as stated by the Textile Commissioner is around 19.5 million acres. Ultimately, however, the actual yield is dependent on seasonal conditions as the bulk of the cotton is raised on rainfed lands as already stated.

# PART II

## SILK HANDLOOMS

Silk weaving is perhaps as old as cotton weaving in India. According to Marco Polo, the Italian traveller, silk is the aristocrat in textiles. Silk gowns have been described as Tarpya in Atharva Veda (18-4-1931). The Manu's Code has indicated that along with cotton and woollen textiles, silk also was widely used and that white silk should be washed with the aid of white mustard. (V-120). Ayurveda speaks about silk and how it has to be worn in winter. In Ramayana, a reference is made to umbrella made of white silk (Sundarakandam-10th Sargam-Sloga 4). In Amarakosha which is said to be the work of the 5th century A.D., it is stated that cloth is produced from bark, fruits, cotton and worms (krumi) and wool from animals. Cotton, woollen and silk fabrics as well as bleaching of silk and cotton cloth are mentioned (Slokas 110-112-Nruvargam). In Silapathigaram written in the Second Century-A. D. a reference is found on production of silk fabrics by Pattusaliars of Kaveripoompattinam, the capital of Chola kings, and of huge stocks of silk sarees in the shops of Madurai exhibited for sale.

The general belief is that silk industry originated in China and that the word Silk is derived from the Chinese equivalent TSI. SI-LING, the wife of the emperor HUANG-GI (2640 B. C,) encouraged the cultivation of mulberry tree, the rearing of the worms and the reeling of silk. The Chinese consider that she invented the loom. For centuries the Chinese guarded the secret of the industry and it is believed that a Chinese princess who married an Indian Prince smuggled the moth, eggs and mulberry seeds in the lining of her dress into India. In Kalidasa's work "Sakunthala" a reference is found to cloth manufactured in China, Viz. silk. (4th century A. D.) In the Artha Sastra there is reference to China Pattu silk fabrics of China manufacture and a distinction is made between these and silk made in India. "The importation of China silk indicates trade contacts with China at least as early as 4th century B. C. (Page 95-Discovery of India by Pandit Nehru). In Chapter X of the Monograph on silk fabrics produced in North-West Frontier and Oudh compiled by Yusuf Ali, I. C. S. an account of silk in folklore and literature is given. An extract of this is appended as an Annexure.

2. The silk fabrics produced in Madras are generally woven from silk yarn spun by mulberry-fed silk worms which are collectively known as the Bombay-Cidae. Other categories of silk worms which are the Eri Worms, Muga and Tassar worms come under the group "Saturdinae". The tassar silk worm is found in wild condition in Assam, Bengal, Madhya Pradesh, Orissa, while the Eri and Muga silk worms thrive only in Assam and Bengal. The total production of raw silk in India is given in the following Table.

TABLE I

Production of raw silk in India
Figures in Kilograms

| Year | Mulberry | Tassar | Eri | Muga | Total of non mulberry |
|---|---|---|---|---|---|
| 1956 | 10,36,487 | 1,32,265 | 1,21,174 | 83,100 | 3,36,539 |
| 1957 | 11,12,632 | 1,38,796 | 1,33,253 | 85,500 | 3 57,549 |
| 1958 | 11,40,377 | 1,59,385 | 1 35 060 | 93,167 | 3,87,612 |
| 1959 | 11,40,611 | 1,62 252 | 1,28 335 | 83,880 | 3,74,467 |
| 1960 | 11,54 082 | 1,79,191 | 1,12,124 | 54,023 | 3,45,338 |

(Furnished by the Central Silk Board)

The average annual production of mulberry and non-mulberry silk is as follows :

| | | |
|---|---|---|
| Mulberry | ... | 11,16,838 Kilograms |
| Non-mulberry | ... | 3,60,301 " |

The world production of raw silk in 1960 is 31,300 tons and the share of India is only 4.6%. The largest producers are Japan and China, their output being 18,000 tons and 7,000 tons respectively (Textile Magazine, April 1962). The mulberry raw silk forms 75.6% of the total production in India and bulk of it is produced in Mysore. Madras makes a very insignificant contribution to this

TABLE II

Production of mulberry silk in
Madras & Mysore [Kilograms]

| Year | Production of mulberry silk in Mysore | Madras |
|---|---|---|
| 1956 | 7,10,056 | 52,727 |
| 1957 | 8,39,250 | ... |
| 1958 | 8,43 378 | 90 |
| 1959 | 8,39,240 | 1,125 |
| 1960 | 8 30,958 | 1,242 |
| Average | 8,12,584 | 614* |

*Excluding 1956.

It may be noted that in 1957, Kollegal, an important silk producing centre in Madras State was transferred to Mysore which accounts for the sharp fall in production from 52,727, K. G. to 90 K. G. in 1956-58. As it is today, Mysore produces 73% and Bengal 18% of production of mulberry silk in India. The little that is produced in Madras State is at Hosur and Talavadi in Coimbatore district.



The imported silk is limited. The average of annual imports for the five years from 1956 to 1960 was 1,02,710 kilo grams which forms less than 7% of the local production. Producers of pure silk fabrics in Madras do not use imported silk. They consider that they are not durable. However, a few master weavers in Madurai are producing mixed silk fabrics with Japanese silk yarn for warp and 100s cotton yarn for weft. The total number of such looms is less than 300. Imported raw silk is distributed by the Madras State Handloom Weaver's Co-operative Society under the instructions of the Director of Handlooms and the quantity handled by the Society is only 300 kilograms per month.

Till the beginning of the present century, silk looms in Madras used Bengal raw silk. Edgar Thurston in his Monograph on the Silk Fabrics Industry of the Madras Presidency, 1899 has observed as follows: "The supply of raw silk is obtained almost entirely from Calcutta. In other words, Bengal silk is largely used by the weavers". The quantity of raw silk imported from Calcutta between 1889 and 1898 was 18,51,108 lbs. By 1906-07, import from Calcutta ceased, Mysore taking its place. The following Table shows the import of raw silk by rail into Madras:

TABLE III

Imports of raw silk

| Year | Foreign silk (Maunds) | Indian Silk From Mysore (Maunds) | Indian Silk From other places (Maunds) |
|---|---|---|---|
| 1910-11 | 185 | 3,571 | 27 |
| 1911-12 | 46 | 3,397 | 7 |
| 1912-13 | 132 | 1,856 | 23 |
| 1913-14 | 108½ | 2,650 | 15 |
| 1914-15 | 99 | 1,245 | 11 |

As a consequence of the preference of Madras silk weavers to Mysore raw silk, the area under mulberry cultivation in Mysore which was 42,244 acres in 1902-03 increased to 67,778 by 1912-13 and to 1,80,000 acres in 1961. The Central Silk Board was constituted in 1948 for giving assistance for the development of sericulture and Mysore State has taken full advantage of it.

3. Sericulture or silk worm rearing is a specialised art by itself and the industry is supposed to have been started in Mysore by Tippu Sultan between 1780 and 1790 with seed from China (Page. 28-Vol I-The silk industry by H. Maxwell-Lefroy, Imperial Silk specialist, 1916). The mulberry fed silk worms thrive well in areas where the temperature is between 70 to 80°F, and the humidity is below 90%. These conditions are satisfied by the Mysore Plateau. The female silk worm lays 350 to 400 eggs which hatch after 10 days after oviposition. The tiny hatched worms which are 1/8" long feed on mulberry leaves for nearly 25 to 28 days and grow nearly 10,000 times in weight. During this period the worms undergo a period of inactivity for four times at an interval of three to four days. This period of inactivity is known as ECDYSIS or MOULTING and the larva sheds its old skin and develops the new skin to cope with the increase in its body growth. The worm is ripe for spinning a silk cocoon when all the digested matter is transformed into a semi-liquid substance. It is then a greyish white caterpillar about 3½" long. It attains a translucent appearance, develops silk glands along with the sides of the body which open out on the underlip through a common or fice known as spinnerette. The worm exudes a clean viscous fluid which solidifies as silk on exposure to air. The exudation is in the form of continuous thread and is utilised by the larva in spinning a protective covering called cocoon round itself. A full cocoon is formed in a period of 24 to 30 hours after which the larva inside begins to pupate and within two weeks the worm inside develops into a moth, To avoid the moth breaking through the top of the cocoon to come out and thus damaging the cocoon, the cocoons are heated to suffocate the worms without harming the filaments. The cocoons are then sorted according to the colour, size, shape and texture. They are put through a series of hot and cold immersions which remove the outer floss and make them soft, so that the filament can be unwound into continuous thread. This process is called reeling and can be done either manually or by machine. 70% of silk produced in Mysore are reeled manually on charkas. As the filament of a single cocoon is too fine for commercial use, three to ten strands are usually reeled at a time to get the proper diameter for the thread. The length of a filament reeled from a cocoon ranges from 300 to 600 yards. That portion of the cocoon which cannot be reeled is used as spun silk. The raw silk is reeled into skeins which are soaked in warm water with soap and oil and the filament softened.

Some raw silk is produced in the Hosur Sericultural Farm and it is given to the Khadi Department of the Government of Madras. The Weaver's Co-operatives and master weavers who produce silk fabrics in Madras State do not use any silk produced in the State itself. They purchase raw silk from Bangalore, Citlagadda and Kollegal. But Bangalore is their principal market.

Three categories of persons are connected with the production and marketing of silk:

1. The farmers who raise mulberry trees and produce cocoons;

2. The reelers who purchase the cocoons and who are known as producers of silk; the places where silk is reeled are reeling establishments; the reelers purchase cocoons at Rs. 1-75 to Rs. 1-87 per lb. There will be about 400 to 800 cocoons for one lb and 12 to 18 lbs of cocoons according to quality will be required for one lb of raw silk.

3. The silk koti merchants and the silk marketing co-operative society, Bangalore who make advances to the reelers on the pledge of raw silk. These merchants and the cooperative society sell the silk to traders and consumers at the rate at which the pledgers wish their produce to be sold.

A number of silk throwing establishments are found in Bangalore engaged in the twisting of silk. These throwsters buy raw silk from the kotis and the co-operative society, get it twisted for warp and weft and supply it to producers of silk fabrics. They also sell readymade warps. They charge Rs. 6/-per lb. for warp and Rs. 3-50 per lb. for weft twisting. The following diagram illustrates how raw silk is produced and disposed of:

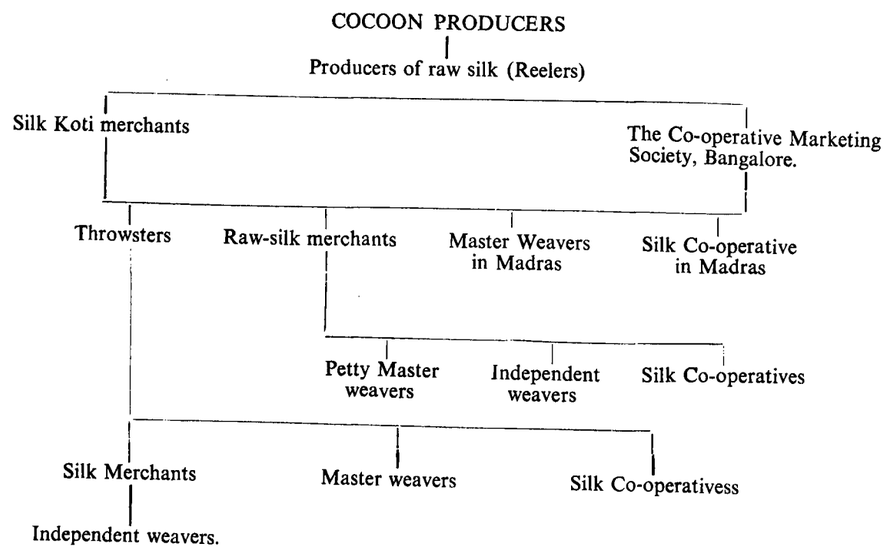


Producers of silk fabrcis use superior quality raw silk known as Jari for warp and an inferior quality known as Sappuri for weft. The following are the selling rates (1961):

| | |
|---|---|
| Jari | Rs. 33/-per lb. |
| Sappuri : | |
| Grade A | Rs. 31 to Rs. 32 per lb. |
| Grade B | Rs. 29 to Rs. 30 per lb. |
| Grade C | Rs. 27 to Rs. 28 per lb. |
| Grade CC | Rs. 22 to Rs. 24 per lb. |

The standard length of a skein of raw silk is 440 metres; the weight is 1/20th of a gram. The count of yarn is known as the denier which is the weight of 9000 metres of raw silk expressed in grams.

4. Practically all silk sarees contain lace of gold thread. Sarees without lace are rare. Lace is prepared from filature raw silk, silver and gold. Fine flattened silver wire known as lametta is coiled round silk yarn in such a manner as to conceal completely the silk thread. The silver thread is then electroplated with gold to be made into gold thread or lace. The gold thread is produced at Surat and supplied to local merchants or agents from whom producers of silk fabrics buy their requirements. It is sold in packets called marcs. A marc which weighs 21 tolas (245 grams) contains 8 skeins of 2400 yards each. Lace is wound on bobbins for use as weft in a tissue saree or in the mundhi.

The proportion of silk yarn, silver and gold in a marc of lace is as follows:

| | | |
|---|---|---|
| Silver | ... | 78% |
| Silk | ... | 21% |
| Gold | ... | 1% |



**Estimate of Silk Looms**

5. The Cotton Textiles Control Order, 1956 promulgated for the registration of handlooms working on cotton yarn was later extended to non-cotton looms also. As late as March 1962, the Director of Handlooms, Madras indicated that the registration of non-cotton looms like wool, silk and art silk has not yet commenced in Madras State. As such, the procedure adopted by us for estimating the total number of cotton looms cannot be used for estimating the number of silk looms. However, unlike cotton looms, which are spread all over the State, silk looms are concentrated in four districts viz. Chingleput, North Arcot, Salem and Tanjore. The majority of the looms are found in a few centres like Kancheepuram, Arni, Wallajah, Salem City, Kumbakonam and Tanjore. We have, therefore, collected the data relating to the industry from these well-known silk centres.

The sample survey of 445 households containing 797 looms in 18 silk centres has given us useful data about the industry. Silk co-operatives are found in all the bigger silk centres who have given us the number of silk looms in the respective areas, prevailing wages, and varieties produced.

The earliest available estimate of silk looms is the one contained in the monograph on "Silk fabric Industry of the Madras Presidency" by Edgar Thurston, Superintendent, Madras Government Museum published in 1899. The earlier report on silk in India compiled by J .Geoghegan, Under Secretary, Government of India 1872, did not contain any details regarding the number of silk handlooms in Madras State. The only point on which he has given useful information is the variety of silk fabrics produced in the State and relevant extracts of his book are reproduced below:

"I have not been able to obtain any definite information on the subject (manufactured silks) though the use of silk in either pure or mixed fabrics seems common in many districts. Thus Dr. Forbes Watson's list contains gold and silver embroidery on silk from Tanjore and Trichinopoly; silk sarees from Ganjam, Tanjore and Combaconum; silk piece goods from Tanjore and Trichnopoly; silk and cotton turbans from Ganjam and Coimbatore; silk and cotton sarees from Ganjam, Tanjore, Trichnopoly, Madras, Combaconum, Ventapollum, Cuddalore and South Canara; cotton and silk "Loongees" from Conjeevaram, Salem, Madura, Rajamundry and Woozoor (Oosoor) and cotton and silk piece goods from Tanjore, Trichnopoly and Madras" (Page 60 Para 68) This shows that the varieties of silk fabrics produced were sarees, piece goods, turban cloth, and lungis. The term lungis includes dhoties also; The report is silent on the quantity of silk fabrics produced or the number of handlooms engaged in the production of the fabrics.

The number of silk handlooms in Madras State in 1899 was 23,005 as found in the monograph by Edgar Thurston vide Table IV.

Table IV

No. of Silk Handlooms in 1899.

| | *District* | *Number of silk looms (1899)* |
|---|---|---|
| 1. | Madras City | 720 |
| 2. | Chingleput | 5,270 |
| 3. | North Arcot | 1,621 |
| 4. | South Arcot | 2,000 |
| 5. | Salem | 1,273 |
| 6. | Tiruchirapalli | 1,500 |
| 7. | Tanjore | 7,601 |
| 8. | Madurai | 2,300 |
| 9. | Ramnathapuram | 720 |
| | Total | 23,005 |

(Kollegal had 1000 looms. This area has been transferred to Mysore and has been omitted in this Table.)

In the Census Reports of 1911, 1931 and 1951, silk spinners and weavers were clubbed together and as such the figures do not help us in estimating the number of looms. The 1921 Census, however, gives the actual number of silk weavers. The following Table gives the districtwise details:

Table V

| | | *1921 Census Number of silk weavers.* |
|---|---|---|
| 1. | Madras | 193 |
| 2. | Chingleput | 2,406 |
| 3. | North Arcot | 951 |
| 4. | South Arcot | 438 |
| 5. | Salem | 1,579 |
| 6. | Coimbatore | 121 |
| 7. | Madurai | 1,351 |
| 8. | Tiruchirapalli | 3,014 |
| 9. | Tanjore | 3,055 |
| 10. | Ramnathapuram | 68 |
| 11. | Tirunelveli | 20 |
| | Total | 13,196 |

If one weaver is equated to one loom, 13,196 silk looms existed in 1921.

The Fact Finding Committee has estimated the number of silk looms in 1941 as 19,192 (page 30 — Table VIII). If we assume that the number of looms in 1941 have the same proportion as in 1899, we can arrive at the figure of 13,322 as the number of silk looms in the present Madras State in 1941, i.e. after the formation of Andhra State, The number of silk looms in Andhra area in 1899 was 10137. From the above discussion, it is fairly clear that the number of silk looms which was 23,005 in 1900 declined to 13,196 in 1921 and remained stationary till 1941.

According to the Central Silk Board, 32,431 handlooms were engaged in the production of pure silk fabrics in 1960 in Madras State. When the Board was requested to give districtwise break-up it has indicated that the details are not available. According to them (as per figures furnished by the Government of Madras vide their letter No. 61593/Spl. B-II/62-7 dated 11-10-1962) "15,765 handlooms are engaged in Madras State in weaving of pure silk fabrics. However, the Government of Madras did not send us district-wise break-up of this figure." The Board has not given any reason why the number of looms which was estimated as 32,431 in 1960 has declined to 15,765 in 1962. The estimating of silk looms by the Director of Handlooms Madras in June 1963 is 16,795. According to our survey, the actual number of looms in 1961 will be between the two estimates. The number of looms in 1899 and 1921 is also given for comparison.

Table VI

No. of Silk looms in 1961.

| *District* | *Estimate of silk looms in 1961.* | *No. of silk looms* | |
|---|---|---|---|
| | | *1921.* | *1899* |
| 1. Chingleput | 7,200 | 2,406 | 5,270 |
| 2. North Arcot | 3,950 | 951 | 1,621 |
| 3. South Arcot | 200 | 438 | 2,000 |
| 4. Salem | 2,300 | 1,579 | 1,273 |
| 5. Tanjore | 7,000 | 3,055 | 7,601 |
| Total | 20,650 | 12,429 | 17,765 |

40 looms are found in the Sowrashtra Street in Trichy Town, but as the industry is declining, these looms have not been taken into consideration. Of the 20,650



silk looms, the following centres account for 80% of them:

Table VII

Important Silk Weaving Centres.

| *Town* | *Number of looms* |
|---|---|
| 1. Kancheepuram | 6,500 |
| 2. Arni | 2,000 |
| 3. Wallajah | 1,100 |
| 4. Salem | 2,000 |
| 5. Kumbakonam | 3,000 |
| 6. Thirubhuvanam | 800 |
| 7. Ayyampet | 700 |
| 8. Patteeswaram | 300 |
| 9. Tanjore (Manambuchavadi) | 500 |
| Total | 16,900 |

It is, however, found that in Salem, silk weavers have taken to a change-over to the production of art silk fabrics while in Manambhuchavadi, cotton looms are being converted to silk. In another 5 years there will be a large increase of silk looms in Tanjore and a corresponding reduction in Salem. In July 1963, the number of silk looms in Salem is estimated at less than 500.

In addition to the 20,650 looms, 200 half silk loom in Kornad (Mayavaram, Tanjore District) are engaged in the production of the famous kornad sarees in which 20s and 40s cotton yarn are mixed with pure silk yarn. The above estimate does not also include 300 handlooms in Madurai using imported Japanese silk yarn for warp and 80s or 100s cotton yarn for weft. Whenever, imported silk yarn is available, a few looms are switched over for the production of mixed fabrics in Coimbatore as in Madurai. Since the total allotment of imported raw silk to the State is only 300 kilograms per month, the number of mixed fabrics looms using foreign silk will not be appreciable.

6. Compared with the position in 1899, the silk industry has totally disappeared from Madras City and from the districts of South Arcot (except Siruvanthadu). Madurai, Ramnad and Trichy (except Trichy Town). As against this, 10 looms were only found in Salem and Shevapet in 1899. In 1961 there were 2000 looms in Salem (Ponnammapet area). As late as 1929 there were silk looms in Coimbatore, Madurai, Paramakudi (Ramnad district), Woriyur (Trichy district



Viravanallur and Palamcottah (Tirunelveli district). (Narayana Rao's Report) These centres have now taken to cotton or art silk yarn. While according to the report on "Silk in India (1917) "Silk weaving has died out" in Tanjore (page 51 — Volume II) 500 looms are found in that centre with a tendency for them to increase.

The silk industry was dispersed sixty years ago, but today it is confined to a few important centres. It is dominated by master weavers. It needs a large capital involving an investment of Rs. 1,500/- to Rs. 2,000/- per loom. A re-alignment of looms has, therefore, taken place and the industry is now found in areas where master weavers are in a position to finance the production of silk fabrics. These master weavers are found in Kancheepuram, Arni, Wallajah, Salem and Kumbakonam and 75% of the silk looms are concentrated in these centres. Apart from controlling the looms in these centres, the master weavers also provide work to the looms in rural areas around these centres. The names of the more important silk centres are given in Annexure I to this Chapter. Annexure II contains names of silk centres as given by Edgar Thurston in his monograph (1899), Shri H. Maxwell Lefroy and E. C. Ansorge, I. C. S. (1917) in their report on silk in India and by Mr. D. Narayana Rao (1929) in his report on the survey of Cottage Industries.

**Classification of Looms**

7. A special feature of the industry is the production of korvai or solid border sarees and dhothies for which two or more shuttles are necessary. As solid border patterns can be produced only on throw shuttle looms, the majority of silk looms are of throw shuttle type. In the sample survey conducted by us in 18 silk centres covering 445 households, 595 throw shuttle looms and 202 fly shuttle looms were found as shown in Table VIII.

Among the bigger weaving centres, Salem specialises in dhoties. In Arni, sarees are produced on fly shuttle looms as in the case of cotton looms. Practically all the looms in Salem except 50 are of fly shuttle type. Our enquiry shows that out of 20,650 silk looms, the number of fly shuttle looms is 4,815 as will be seen from Table IX.

The number of fly shuttle looms does not exceed 25% of the total number of silk looms.

**Number of looms inside and outside the co-operative fold**

8. The All India Handloom Board has extended asisstance to the silk co-operatives on the same basis as



Table VIII

Details of throw Shuttle and fly shuttle looms in the centres selected for the sample survey.

| *District* | *Name of the Centre* | *Number of throw shuttle looms.* | *Number of fly shuttle looms.* | *Total number of looms* |
|---|---|---|---|---|
| 1 Chingleput | Kancheepuram | 163 | 2 | 105 |
| 2 North Arcot | Wallajapet | 37 | 2 | 39 |
| | Arni | 28 | 35 | 63 |
| | Abdullapuram | 15 | ... | 15 |
| | Dusi | 48 | ... | 48 |
| | Munugapet | 10 | 35 | 45 |
| | Thirumeni | 4 | 25 | 29 |
| 3 South Arcot | Siruvanthadu | 49 | ... | 49 |
| 4 Salem | Olaipatti (Chinthamaniyur) | ... | 54 | 54 |
| | Salem | ... | 37 | 37 |
| 5 Tanjore | Thirubhuvanam | 68 | ... | 68 |
| | Darasuram | 46 | 3 | 49 |
| | Kumbakonam | 30 | ... | 30 |
| | Patteswaram | 29 | ... | 29 |
| | Ayyampet | 22 | 2 | 24 |
| | Ammapet | 28 | 2 | 30 |
| | Tanjore | 69 | 3 | 72 |
| | Mannargudi | 10 | 1 | 11 |
| | Total | 596 | 201 | 797 |

Table IX

Dt. wise details of silk looms.

| *District* | *Total No. of silk looms* | *Of the total number of silk looms no. of* | |
|---|---|---|---|
| | | *Throw shuttle looms* | *Fly shuttle looms* |
| 1 Chingleput | 7,200 | 6,950 | 250 |
| 2 North Arcot | 3,950 | 2,150 | 1,800 |
| 3 South Arcot | 200 | 200 | ... |
| 4 Salem | 2,300 | 50 | 2,250 |
| 5 Tanjore | 7,000 | 6,485 | 515 |
| Total | 20,650 | 15,835 | 4,815 |

for cotton looms. A loan of Rs. 87-50 is given to each weaver to enable him to pay a part of share capital and enroll himself as a member. A loan of Rs. 500 is issued for each loom towards the working capital; grants for the purchase of furniture, appliances

and payment of rent for specified periods and to meet the cost of a designer, are given to the co-operatives. Departmental staff are given free to serve as Secretary and Accountants in the initial stages. In the 17 silk societies which received assistance, 2190 silk looms have been enrolled, but the actual number of loyal looms does not exceed 50%. In the silk production centres of the Government (Khadi Department) and Tamilnad Sarvodaya Sangh, 312 looms are found. Independent weavers are found in large numbers in Salem, Kancheepuram and Tanjore. In our survey of 751 active looms, 99 were owned by independent weavers. On this basis, the number of looms operated by independent weavers can be estimated at 2,500. The remaining 15,648 looms are controlled by master weavers.

**Active looms**

9. As 5.8% of the looms were found to be inactive, the number of active looms and weavers in the State can be estimated at 19, 452 [exclusive of assistants employed for solid border fabrics]

**Communities engaged in silk weaving**

10. Apart from the four hereditary communities of weavers, the following non-hereditary weavers were producing silk fabrics in 1899 (as mentioned in the monograph on the silk fabrics industry by Edgar Thurston).

Kshatriyas, Nanayas, Kunthilians, Vellalas, Chettiars, Kavarais, Pallis, Kathisas, Thanankulas, Vadugars, Agambadiars, Muslims, Pathans, and Christians. In his Report on the survey of Cottage Industries Mr. Narayana Rao has not given an exhaustive list of non-hereditary weaving classes who are engaged in the industry. According to the sample survey now conducted, of the 445 households covered, 109 households are those of non-hereditary weavers who belong to the following communities: Gramanis, Vellalas, and Pillais, Naickars and Padayachis, Jangamas, Naidus, Udayars, Gounders, Karnigars, Yadavas, Kavarais and Valayalkara Chettiars. Of the 109 households, we collected information as to when they took to weaving in 105 cases. The following table X shows district-wise details and the period during which these non-hereditary classes are engaged in weaving silk fabrics.

It may be seen from the above Table that 83 out of 105 households took to silk weaving within the past 30 years, 15 households between 30 to 60 years and 7 households above 60 years. The majority of non-hereditary weavers belong to the present generation and are found mainly in North Arcot District. Enquiries show that these classes were first employed under hereditary weavers as Korvai assistants for low wages and learnt the art of weaving from their employers. In course of time they set up looms of their own and took to the production of silk fabrics.

Table X

(Number of households of non-hereditary weavers covered in the Sample survey who took to silk weaving)

| *District* | *Less than five years.* | *Above five to ten years.* | *Above ten to twenty years.* | *Above twenty to thirty years* | *Above thirty to sixty years* | *Above sixty years* | *Total* |
|---|---|---|---|---|---|---|---|
| 1 Chingleput | ... | ... | 1 | ... | 2 | 4 | 7 |
| 2 Tanjore | ... | ... | 4 | 3 | 4 | 2 | 13 |
| 3 South Arcot | ... | ... | 1 | ... | 1 | ... | 2 |
| 4 Salem | ... | 1 | ... | ... | ... | ... | 1 |
| 5 North Arcot | 26 | 18 | 18 | 11 | 8 | 1 | 82 |
| Total | 26 | 19 | 24 | 14 | 15 | 7 | 105 |



The following Table gives districtwise details of the various communities engaged in silk weaving as revealed by the sample survey:

Table XI

District wise details of Communities engaged in silk weaving

| | *Names of the Communities* | *Chingleput* | *North Arcot* | *South Arcot* | *Salem* | *Tanjore* | *Total* | *Percentage* |
|---|---|---|---|---|---|---|---|---|
| 1 | Sowrashtras | 22 | 65 | ... | 135 | 623 | 845 | 36.3 |
| 2 | Sengunthars | 63 | 98 | ... | ... | 55 | 216 | 9.3 |
| 3 | Devangas. (includes Seniers) | 4 | 155 | ... | 172 | 160 | 491 | 21.2 |
| 4 | Saliars | 73 | 1 | 134 | ... | 18 | 226 | 9.7 |
| 5 | Gramanis | 5 | ... | .. | ... | ... | 5 | |
| 6 | Vellalas (including Pillais) | 11 | 81 | ... | ... | 38 | 130 | |
| 7 | Naickers and Padayachis | 16 | 167 | .. | ... | 26 | 209 | |
| 8 | Jangamas | 6 | ... | ... | ... | ... | 6 | |
| 9 | Udayars | ... | 34 | ... | ... | 5 | 39 | 23.5 |
| 10 | Goundars | ... | 70 | 6 | ... | ... | 76 | |
| 11 | Karunigars | ... | ... | 7 | ... | ... | 7 | |
| 12 | Yadhavas | ... | 12 | ... | ... | ... | 12 | |
| 13 | Naidus | ... | 5 | ... | ... | ... | 5 | |
| 14 | Kavarais | ... | 8 | ... | ... | ... | 8 | |
| 15 | Valayalkara Chettiars | ... | 50 | ... | ... | ... | 50 | |
| | | 200 | 746 | 147 | 307 | 925 | 2,325 | 100.0 |

Of the 2,325 persons covered by the survey 1,776 persons or 76.5 persons belong to the four hereditary weaving communities; 36.4 per cent are Sowrashtras.

Edgar Thurston has mentioned in his monograph that silk weaving was carried on in North Arcot District by Saliars, Patnulkars, (Sowrashtras) and Kathisa castes. There is no mention of "kathisa" caste in his book on castes and Tribes of South India". However, there is a caste by name Kaththi which is an exogamous sept of Devangas, a caste of hereditary weavers. Thus in the beginning of the present century silk industry was in the hands of hereditary weavers in North Arcot District. At present, Vellalas, Naickers, Padayachis, Udayars, Gounders, Yadhavas, Naidus, Kavarais and Valayalkara Chettiars are also engaged in the production of silk fabrics. Out of 147 census households covered by the sample survey in North Arcot District, 82 households relate to communities other than hereditary weaving castes. The periods during which they are carrying on silk weaving are as follows:

| | | | |
|---|---|---|---|
| (1) | 5 years & Less | 26 | Households |
| (2) | Above 5 to 10 years | 18 | ,, |
| (3) | Above 10 to 20 years | 18 | ,, |
| (4) | Above 20 to 30 years | 11 | ,, |
| (5) | Above 30 to 60 years | 8 | ,, |
| (6) | Above 60 years | 1 | ,, |
| | Total | 82 | ,, |

It may be concluded that all the non-hereditary weavers of North Arcot District took to weaving during

this century. They were first engaged as Korvai assistants and after learning the technique of silk weaving they set up looms of their own.

In the following Table is given the names of communities engaged in silk weaving in 1899 and at present.

**Number of looms per household**

11. There were 797 looms in the 445 households covered by the survey. The average number of looms per household is 1.8 while in the case of cotton handlooms it is 3.0 per household.

Since the total estimated number of silk looms in the State is 20,650 the number of households having silk looms is 11,472.

**Number of persons dependent on silk weaving**

12. The average number of persons in a household having silk handlooms is 5.2 as against 5.7 in the case of cotton handlooms. Of the 751 active looms in the households covered by the survey, cooly weavers were employed on 89 looms. As each of these cooly weavers represents one household the total number of households dependent on silk weaving is 534

Table XII

Weavers' Communities engaged in silk weaving in 1899 & 1961.

| | *As per monograph by Edgar Thurston (1899)* | | *As per sample survey and special studies (1961)* | |
|---|---|---|---|---|
| *District* | *Hereditary weaver's Castes.* | *Non-hereditary weavers' Castes* | *Hereditary weavers' castes.* | *Non-hereditary weavers' castes* |
| 1 Chingleput | Saliars<br>Sengunthars<br>Seniers<br>Patnulkarars<br>(Sowrashtras) | Kshatriyas<br>Nanayas<br>Kunthilias<br>Vellalas<br>Chettiars<br>Kovarais<br>Pallis | Sengunthars<br>Devangas<br>Sowrashtras<br>Padmasaliars | Naickers<br>Grammanis<br>Vellalas<br>Jangamas |
| 2 North Arcot | Saliars<br>Sowrashtras<br>Kathisa<br>(Devangas)<br>... | ... | Sengunthars<br>Devangas<br>Sowrashtras<br>Padmasalis<br>... | Padayachis &<br>Naickers<br>Naidus<br>Yadhavas<br>Vellalas<br>Gounders<br>Udayars<br>Valayalkara<br>Chettiars. |
| 3 South Arcot | Devangas<br>(including<br>seniers and shedas)<br>Sowrashtras | Thanankulas | Saliars<br>... | Gounders<br>Karunigars |
| 4 Salem | Sengunthars<br>Devangas<br>Sowrashtras<br>Saliars | Pallar<br>(Fisherman)<br>Muslims and<br>Christians | Sowrashtras<br>Devangas | ... |
| Tanjore | Sowrashtras<br>Devangas<br>Sengunthars<br>Saliars | Kavarais<br>Vellalas<br>Vaduga<br>Agambadian<br>Mohamaden | Sowrashtras<br>Sengunthars<br>Devangas<br>Saliars | Vellalas<br>Naickers and<br>Padayachis<br>Udayars |
| 6 Trichy | Sowrashtras | | Sowrashtras | ... |




Winding of kora on parivattam.



Pirn winding of kora.



Twisting of raw silk on dola.

Winding of twisted kora on a parivattam.



Preparation of silk warps.



A silk warp being rolled after dressing.



Sizing of a silk warp.



Fixing of a silk warp in the loom.



Weaving of a silk fabric with a jungu or adai.

Weaving of silk fabrics with a jacquard.



445 plus 89). As against 11,472 households in which there are silk looms the number of households dependent on silk weaving is 13,766.

Unlike cotton looms, where a single weaver operates a loom, an assistant is often employed where solid border fabrics are produced. In the households covered by the sample survey, "Korvai assistants" were employed for 311 out of 531 looms engaged in the production of solid border varieties. But these Korvai assistants generally belong to some other weavers' families and as such in estimating the number of persons dependent on silk weaving, these assistants who are boys and girls need not be separately counted. A large number of persons are engaged in the preliminary processes such as reeling, winding, twisting and warping and an estimate of these persons is given in paragraph 16 below: On the basis of 5.2 persons per household the number of persons dependent on silk weaving may therefore be estimated at 71,583. The corresponding figure for cotton looms is 20,11,644. The number of silk looms, cotton looms and of persons dependent on silk weaving and cotton weaving are as follows:

Table XIII

Silk and Cotton looms compared.

| *Details* | *Number of looms.* | *Number of weavers.* | *Number of persons dependent on weaving* |
|---|---|---|---|
| Cotton looms | 5,89,925 | 5,59,839 | 20,11,644 |
| Silk looms | 20,650 | 19,452 | 71,583 |
| Percentage of silk to cotton | 3.4 | 3.5 | 3.6 |

**Income**

13. The average income of silk weavers per loom is higher than those engaged in the production of cotton fabrics. From the figures collected in the sample households, the average monthly income of different categories of silk weavers is given in Table XIV. (The income of cotton weavers is also given for comparison).

**Indebtedness**

14. In the case of cotton weavers the indebtedness has been estimated at a little over 6.5 crores and the average debt per household is Rs. 485.47. According to the figures collected in the sample survey the position in regard to silk weavers is as follows:

Table XIV

Income of silk and cotton weavers.

| *Classes of weavers* | *Silk weavers* | | *Cotton weavers* | |
|---|---|---|---|---|
| | *Income per loom per month* | *Income per household per month* | *Income per loom per month* | *Income per household per month* |
| | Rs. nP. | Rs. nP. | Rs. nP. | Rs. nP. |
| 1 Dependent weavers | 41 83 | 66 33 | 25 75 | 65 08 |
| 2 Independent weavers | 40 33 | 137 75 | 18 75 | 206 83 |
| 3 Members of Cooperatives | 39 17 | 58 83 | 27 25 | 74 25 |

Table XV

Indebtedness of silk weavers

| *Categories of weavers* | *Number of households indebted* | *Total debts Rs.* | *Indebtedness per household Rs.* |
|---|---|---|---|
| 1 Dependent weavers | 229 | 77,210 | 337 |
| 2 Independent weavers | 12 | 10,050 | 837 |
| 3 Members of Co-operatives | 51 | 15,375 | 301 |
| Total | 292 | 1,02,635 | 351 |

The percentage of households indebted is 65.6 as against 68.8 in the case of cotton handlooms, while the average debt per household of a cotton weaver is Rs. 485; it is Rs. 351/- in the case of silk weavers.

**Production of silk fabrics**

15. The varieties of fabrics produced are sarees, dhothies, blouse pieces, skirts, shirtings, urumals and uppers (angavastrams). The raw silk which is known as "Kora" is dull in colour as it is coated with a yellowish substance possessing the physical characteristics of a gum. The process of removing the coating is called degumming or bleaching. Silk throwing factories in Bangalore, Arni, and other centres are supplying readymade warps and twisted kora which can be

degummed and dyed straightaway. As the filaments of raw silk in the form of skeins are too fine for degumming, it is necessary to "Twist" them in the first instance.

In regard to warp yarn there is no essential difference in methods adopted in the various silk centres. The kora which is in the form of skeins is slipped on two bamboo horses (Thappal kattai) and is wound on bamboo cones (Parivattam). With the aid of charka, it is transferred from the bamboo cones to pirns. In Kancheepuram 32 such pirns are fixed to a twisting machine known as "Dola" and the yarn is twisted into sixteen skeins. (In Kumbakonam 24 pirns are used instead of 32) Two twisted filaments from the dola are again wound on bamboo cones which are taken to a warping will where warps are made.

In Kancheepuram since fully twisted yarn is invariably used for weft, the kora which has been twisted on the "Dola" is removed from it and taken for degumming and dyeing. In other silk centres the "suppuri" (i.e. the weft yarn) is first wound on bamboo cones with the aid of bamboo horses. Two to four bamboo cones are placed in a line and the filaments from these cones are wound 2 ply, 3 ply or 4 ply on pirns with a charka. Those pirns are then fixed to a machine which is known as "Doke" and the raw silk is again converted into skeins. In this process it gets a quarter twist. The skeins are then removed from the "Doke" for degumming and dyeing.

The twisting charges for warp and weft when done by hand, in the important silk weaving centres are as follows:

Table XVI

(Twisting charges for warp and weft per pound)
(Processed by hand)

| *Centre* | *Twisting charges for warp (including warping charges.* Rs. nP. | *Twisting charges for weft.* Rs. nP. |
|---|---|---|
| 1 | 2 | 3 |
| 1 Kancheepuram | 4 00 | 2 00 |
| 2 Salem | 7 50 | 1 50 to 1.80 |
| 3 Tanjore | 4 00 | 2 50 |
| 4 Kumbakonam | 4 16 | 2 16 |
| 5 Darasuram | 4 43 | 1 85 |
| 6 Thirubhuvanam | 4 44 | 1 85 |
| 7 Ammapet | 3 56 | 1 63 |

Note: In Arni where there are silk throwing factories machine twisting is the rule)

It is only in Salem that dhothies and uppers are produced. Locally bleached yarn is used for the production of these varieties. In all other centres silk yarn is dyed before weaving. The cost of bleaching is about Re. 1-00 per lb. while the dyeing charges are Rs. 2-00 per lb. A note on dyeing of raw silk in Kancheepuram is given in Annexure - III to this Chapter.

The dyed (or bleached) warp is given a dressing by stretching it in the streets in sheet form. All dust and other dirt are removed; broken ends are set right. The warp is then rolled and sizing is done in a dilute solution of rice kanji.

The sized warp is then dried and brought to the loom and the ends of the new warp are joined to those ends of the old warp. The warp is then given a dressing in the streets which process is known as "Allupidithal" to ensure that all the ends are even and are not criss-cross. It is now that the weaver pushes forward the healds and reed so as to bring the ends of the new warp within the reed and healds. The warp is then rolled, brought to the loom where the reed is fixed to the slay and the weaver can commence weaving. In many centres in Tanjore district, instead of attaching the ends of the new warp to those of the old warp, the new warp ends are drawn through the healds and reed and the operation is known as "Gosuna".

Sizing is also done after attaching the warp to the loom; 4 yards of warp are treated with rice kanji solution and rubbed with a brush of 1½' to 2' long made of horse hair.

Where designs are to be produced country Jacquards known as "Jungu" or Adai are attached to the loom. Under the cess schemes, machine jacquares have been supplied to a few weavers' who are in the co-operative sector. In the Arni area dobby boxes are used to produce pates or patterns as in the case of a cotton loom.

There is a basic weaving wage for "Korvai" and Non-korvai" weaving and extra wages are paid for patterns in the border, puttas self mundhi tissue sarees and other special designs. The basic rates in the more important weaving centres are given below (per yard)

| | *Plain korvai* Rs. nP. | *Non-korvai* Rs. nP. |
|---|---|---|
| 1 Kancheepuram | 2 78 | 1 94 |
| 2 Walajah | 2 50 | 1 87 |
| 3 Arni | 2 78 | 1 89 |
| 4 Tanjore | 2 60 | 1 78 |
| 5 Kumbakonam | 2 78 | 1 94 |
| 6 Salem | 2 90 | 1 50 to 1 90 |
| 7 Ayyampet | 2 78 | 2 50 |



The following Table shows the components of the cost structure of fabrics produced in a few silk centres.

TABLE XVII

Cost Structure of Silk Fabrics

| Name of the centres | Description of fabrics | Quantity of raw silk used for warp and weft | Price of raw silk including cost of preparatory processes Rs. nP. | Quantity and price of lace required Rs. nP. | Weaving wages Rs. nP. | Cost price Rs. nP. |
|---|---|---|---|---|---|---|
| 1 Kancheepuram | 6 yards saree | 13 palams | 53 56 (@ 4-12) | 9 37 (25 grams @ 0-37 per gram) | 21 17 | 84 10 |
| 2 Arni | do | 12 ,, | 48 00 (@ 4-00) | 18 00 (50 grams) | 20 00 | 86 00 |
| 3 Tanjore | do | 10 ,, | 37 50 (@ 3-75) | 5 00 | 15 60 | 58 10 |
| 4 Chintamaniyur | Choli pieces (37 yards) | 65 ,, | 235 00 (@ 3-62) | 66 96 (108 kuligai) | 41 14 | 343 10 (or Rs. 9.27 per yard) |
| 5 Thirubhuvanam (Kumbakonam area) | 6 yards saree | 11 ,, | 44 00 (@ 4-00) | 25 90 (70 grams) | 29 59 | 99 49 |
| 6 Salem | 4 yards dhothy | 7 13/96 | 27 33 | 7 37 (Border lace) 2 66 (Heading lace) 37½ grams. | 8 91 | 46 27 |

[Note: 1 Palam - 3 tolas - 3 Rs. weight]

It will be seen from the above Table that while 13 palams (39 tolas) of raw silk are consumed in a 6 yards saree in Kancheepuram it is much less in other centres. This is because the quantity of silk yarn used for weft (Suppuri) is much greater in Kancheepuram than in the other centres. Further while twisted yarn is used for weft in Kancheepuram quarter twisted yarn is used generally in other centres. Hence, Kancheepuram fabrics are more durable. Kancheepuram type of sarees are produced in other centres also on receipt of special orders. Ammachatram and Thirubhuvanam are however, producing sarees of Kancheepuram type.

In Salem, where dhothies and uppers are produced three varieties of "Kora" are in use.

In the upper fold which is exposed in view superfine raw silk is used for weft for a length of 9 inches. This is known as 'Mukathalai' (முகதலை). Medium quality raw silk is used for warp while for weft, for which the local name is "Samathalai" (சமதலை) coarse variety is used.

By using the data collected in the sample survey it is possible to make an estimate of production of silk fabrics produced in the State. The main varieties of silk fabrics produced in the State are sarees, (both solid and ordinary type) dhothies and uppers, shirtings and choli pieces. The approximate production of the above varieties is given in the following Table.

TABLE XVII

Estimated production of Silk fabrics

| Varieties of fabrics | Estimated number of active looms engaged in the production | Average annual production per loom as per sample survey (yards) | Total estimated production in 1960-61 (in lakhs of yards) |
|---|---|---|---|
| 1. Korvai or solid border sarees | 13,991 | 183 | 25.60 |
| 2. Korvai pavadai (skirt pieces) | 875 | 207 | 1·81 |
| 3. Dhothies and uppers | 1,700* / 50 | 393 / 200 | 6.68* / 0.10 Includes about 100 looms on which solid border dhothies are produced. |
| 4. Choli pieces | 150 | 391 | 0.59 |
| 5. Plain sarees (Non-solid border) | 1,934 | 344 | 6.65 |
| 6. Shirtings | 752 | 409 | 3.08 |
| | 19,452 | ... | 44.51 |

The average production per loom per annum comes to 228.82 or 19 yards per month.

The total estimated production of silk fabrics by handlooms in Madras in 1960–61 was 44.51 lakhs of yards, or 55.64 lakhs of square yards. The Central Silk Board has estimated the production of silk fabrics in India at 200 lakhs of square metres equivalent to 239.18 lakhs of square yards. This includes production on powerlooms also.

The production of silk fabrics on handlooms in Madras is thus 23.3 per cent of All India Production.

Using the data collected from the silk co-operatives the average cost of production of silk fabrics per yard is Rs. 13-18 nP. The co-operatives and the master weavers in a particular centre produce more or less the same kind of fabric and it will not be incorrect to assume the average cost of production of silk fabrics in this State as Rs. 13/- per yard. On this basis the value of silk fabrics produced in the State is 578.63 lakhs of rupees (i. e. Rs. 5.79 crores). Since the Central Silk Board has intimated that the value of goods produced in the Indian Union is Rs. 14 crores, the share of Madras is 41.4 per cent. Though the quantity of goods produced is 23.3 per cent of the All India production the value is 41.4 per cent, which is a clear indication that Madras State produces sarees with lace and complicated designs.

Since the profit margin varies from 10 to 30 percent the actual turn over of silk fabrics will be Rs. 6.95 or nearly 7 crores.

The silk content in one yard of fabric is 1.9 palams. If 100 lbs. of raw silk are purchased by a producer there will be only 73.5 lbs. of processed silk as there is wastage in degumming and twisting. 1.9 palams of processed silk on a fabric is therefore equivalent to 2.6 palams (0.2 lbs) of raw silk. The consumption of raw silk in Madras will therefore be about 8.9 lakhs of lbs. Since Madras is entirely dependent on mulberry raw silk produced in Mysore which is 18.28 lakhs of lbs. fifty percent of the production of raw silk in Mysore is consumed in Madras.

**Estimate of persons engaged in processing of raw silk**

16. The total annual consumption of raw silk is 8.9 lakhs of lbs. as stated above. The percentage of weft yarn in a silk fabric varies from 50 to 60% of the total silk content in the fabric. Taking the average as 55 per cent the quantity of raw silk consumed as warp and weft is as follows :

"Jari" variety used for warp ... 4.00 lakhs of lbs.
"Suppuri" variety used for weft ... 4.90 lakhs of lbs.

In many of the silk centres, producers of silk fabrics go on for ready made mill warps with the result that raw silk consumed for warp is not appreciable. But except in Arni, weft yarn is twisted by hand processes. Taking these facts into consideration the quantity of raw silk which is processed by hand may be estimated at one lakh of lbs. of Jari variety and 4.40 lakhs of suppuri variety i. e. 5.40 lakhs of lbs. in all. The time taken for processing is as follows :

| **Warp** | *Per viss of 40 palams* |
|---|---|
| 1. Reeling (winding on Parivattam with thappalkattai) | 12 days |
| 2. Winding on pirns | 5 days |
| 3. Twisting | 8 days |
| 4. Winding on parivattam from dola and warping | 6 days |
| Total | 31 days |
| **Weft** | |
| 1. Reeling | 12 days |
| 2. Pirn winding | 3 days |
| 3. Doke | 1 day |
| Total | 16 days |

Assuming that a person works for 8 hours a day for 25 days in a month, the number of persons required to complete the processing of the above 5.4 lakhs of lbs. will be 10,987 or 11,000. Only women are engaged in these operations and they attend to this work in addition to their household duties. They will not be able to devote more than 3 to 4 hours daily for this work. On this basis, it may be estimated that hand processing of raw silk is a subsidiary occupation for about 25,000 women at present.

**Marketing**

17. Exports of silk fabrics to places outside India as furnished by the Central Silk Board are as follows :

TABLE XIX

Exports of Silk Fabrics

| Year | To traditional markets (Africa and Asia) | To non-traditional markets (Europe, America and West Indies) | Total |
|---|---|---|---|
| 1959-60 | 60,34,741 | 22,10,455 | 82,45,196 |
| 1960-61 | 39,62,164 | 32,23,850 | 71,86,014 |



The exports in 1960-61 are only 5.1 percent of the production. The bulk of the goods are sold within the country. Master weavers and silk merchants stated that the silk fabrics produced in Madras State are exported to Singapore, Malaya, Ceylon and to all places in India where there are South Indians. They expressed that dependent weavers working under them are not industrious that they have a tendency to pledge or sell away the raw materials supplied to them by the employers and that if these draw-backs are set right silk production could be increased appreciably for which there is always a demand. The burden of their song is that they are unable to produce enough to meet the demand. Marketing of silk fabrics does not therefore present any problem.

**Kornad Sarees**

18. Special mention may be made of sarees produced in Kornad (a part of Mayavaram Town in Tanjore District). These sarees are half silk or mixed type since cotton yarn of 20s or 40s count is used along with pure silk. Either silk-yarn or cotton yarn is used for warp. However, for all sarees with border, silk yarn is invariably used for warp and cotton yarn in varying percentages is used for weft. Both solid border and ordinary type sarees are produced.The master weavers undertake production only on receipt of specific orders from consuming centres, which are Mysore, Bangalore, Kollegal, Saligram, Mercara, Arsikarai, Nanjangoodu etc. The following Table gives details of cotton yarn and silk consumption, weaving wages and selling price for a few of the more popular designs.

The daily output is 1¼ to 1½ yards and since the weavers work on all days except on the new moon day, the annual production will be about 500 yards per loom. The total annual production of Kornad Sarees is one lakh of yards.

**Silk Co-operatives in Madras**

**Extension of Cess Fund Schemes to Silk Co-operatives**

19. In its Second Annual Report, the All India Handloom Board has observed as follows :

"Quite a number of handlooms are engaged in the production of silk fabrics. At first the All India Handloom Board was of the view that the Central Silk Board should be responsible for the development of this sector of the industry except that the marketing of handloom silk fabrics overseas might be dovetailed with the external marketing scheme of the All India Handloom Board. Later, however, as it was pointed out that the resources available with the Central Silk Board were limited, the Government of India desired that assistance should be given from the cess fund, for the development of the silk handloom industry as well. The Standing Committee considered this matter and recommended to Government that the Central Silk Board may be responsible for the development of silk upto the stage of weaving and the All India Handloom Board may be responsible for all aspects from the stage of weaving. This recommendation has been accepted. Assistance from the cess fund will therefore be available for the silk handloom industry broadly on the lines of

TABLE XX

Kornad Sarees

| Name of the design of the saree | Silk content (Tolas) | Quantity of cotton yarn used (in knots) | Weaving wages for 8 yards Rs. nP. | Present selling rate per yard Rs. nP. |
|---|---|---|---|---|
| 1 Solid border (Fan design) | 36 | 9 | 9 50 | 8 00 |
| 2 Solid border (Oosi pate) | 15 | 35 | 5 50 | 4 50 |
| Non-solid borders | | | | |
| 1 Three Eyes (Mukkan) | 33 | 12 | 8 50 | 6 00 |
| 2 Mugi | 33 | 12 | 6 50 | 5 25 |
| 3 Korvai | 33 | 12 | 8 50 | 6 00 |
| 4 Kappalamanickkam | 36 | 9 | 7 50 | 6 50 |
| 5 Kadaikkan | 33 | 9 | 9 50 | 6 00 |
| 6 Mysore varieties | 22½ | 15 | 6 00 | 3 75 to 4 25 |

(Generally the width is 45 inches. 1 tola – 1 Re weight)

the general principles applicable for the cotton handloom industry. The exceptions are (1) that in the matter of share capital and working capital of silk looms, loans at a higher rate will be admissible; (2) that no rebate will be admissible on the sale of silk handloom fabrics". (Page 31)

The first co-operative society for silk weavers which was formed in accordance with the above principles is the Kamakshiamman Silk Weavers Co-operative Production and Sales Society, at Kancheepuram, which started work on 6-3-55. The details of assistance extended to this society are as follows:

1. Free services of one Co-operative Sub Registrar and two Senior Inspectors, till 31-8-1958 to work as Secretary and Accountants.
2. Subsidy for the employment of one Designer-cum-Supervisor and two clerks till 31-8-1958 and 6-6-1958 respectively.
3. A subsidy of Rs. 20,200/- for the purchase of weaving appliances.
4. A subsidy of Rs. 3,000/- for the purchase of furniture.
5. A subsidy of Rs. 1,800/- towards rent in the first year which was reduced to 75% in the Second year, 50% in the third year and 25% in the fourth year.
6. A loan of Rs. 26,575 to enable silk weavers to pay a part of the share capital and enroll themselves as members.
7. A loan of Rs. 1,32,500/- towards working capital at Rs. 500/- per loom for 265 looms.

This gives the general pattern of assistance to which silk co-operatives are eligible and there are at present 17 co-operatives for silk weavers, of which the following four societies were started prior to the introduction of the Cess fund schemes; but assistance was extended to these societies also on the above lines.

1. Kancheepuram Silk Weavers Co-operative Production and Sales Society (Started on 27-4-1942)
2. The Manambhuchavadi Cotton and Silk Weavers Co-operative Production and Sales Society (Started on 14-12-1942)
3. The Ayyampet Cotton cum Silk Weavers Co-operative Production and Sales Society (Started on 20-1-1947)
4. The Mannargudy Cotton and Silk Weavers Co-operative Production and Sales society (Started on 20-2-1939)

**Number of Looms**

20. At the end of the year 1960-61, there were, 2,190 silk looms in all the co-operatives. But actually the societies could provide work for 1,189 looms only. In Walajahpet, Mokshakulam and Ayyampet most of the looms enrolled in the societies were working for master weavers also. Table XXI gives details of the number of looms on rolls and the number of active looms in each of the 17 weavers' societies. (Page 119)

The percentage of looms which are nominally in the co-operative fold is 10.6, while the looms for which the societies are supplying yarn are 5.8 percent. The estimated number of looms and the number of looms nominally in the co-operative fold in each district are given below:

TABLE XIX

Percentage of looms in the Co-operative fold.

| District | Estimated No. of silk looms | No. of looms nominally in the Co-operative fold | Percentage of Col. 3 to Col. 2 |
|---|---|---|---|
| 1 Chingleput | 7,200 | 649 | 9.0 |
| 2 North Arcot | 3,950 | 302 | 7.7 |
| 3 South Arcot | 200 | 125 | 62.5 |
| 4 Salem | 2,300 | 367 | 16.0 |
| 5 Tanjore | 7,000 | 747 | 10.7 |
| | 20,650 | 2,190 | 10.6 |

**Production**

21. The varieties of silk fabrics produced by the co-operatives are sarees, shirts, blouse pieces, dhothies, uppers and plain pieces. However, except in Salem, the main variety produced is saree. The Salem Silk Weavers' Co-operative Society which was producing only dhothies till recently has switched over a few looms for the production of silk fabrics. The total production of silk fabrics, in the co-operative sector in 1960-61 was 1,62,429 yards against the total production of 44.51 lakhs of yards in the State. The contribution by the co-operatives is thus 3.7 per cent. The average annual production of silk fabrics per loom for the State is 228.8 yards. On this basis the production by co-operatives is equivalent to the output of 710 looms. The conclusion is that though 2,190 looms are nominally



TABLE XXI

Silk Weavers Co-operatives

| Name of the Society | Number of looms in 1960-61 | Of the total number of looms, No. of looms which are active | Remarks |
|---|---|---|---|
| 1 Murugan silk society Kancheepuram | 224 | 134 | |
| 2 Kancheepuram silk society | 162 | 120 | |
| 3 Kamakshiamman silk society, Kancheepuram | 263 | 255 | |
| 4 Arni silk society, Arni | 162 | 104 | |
| 5 Wallajahpet silk society, Wallajahpet | 140 | 55 * | These looms are working for master weaving also for a part of a month. |
| 6 Mokshakulam silk society | 125 | 25 * | do |
| 7 Salem silk society, Salem | 188 | 50 | |
| 8 Chinthamaniyur silk society Chinthamaniyur, Salem District | 179 | 30 | |
| 9 Ammapet silk weavers society Ammapet, Tanjore District | 102 | 80 | |
| 10 Kumbakonam silk society. Kumbakonam | 93 | 45 | |
| 11 Darasuram silk society, Tanjore District | 100 | 85 | |
| 12 Patteswaram silk society, Tanjore District | 100 | 40 | |
| 13 Thirubbuvanam silk society, Tanjore District | 100 | 50 | |
| 14 Manambhuchavady cotton and silk society, Tanjore | 103 | 42 | |
| 15 Ayyampet cotton cum silk society, Tanjore District | 100 | 25 @ | The looms continue to work for master weavers also for part of a month |
| 16 Ammayappan silk society, Tanjore District | 46 | 46 | |
| 17 Mannargudy cotton and silk society, Tanjore District | 3 | 3 & | Started silk production only on 28—2—1961. |
| | 2.190 | 1,189 | |

(The Onnapuram Sowdambika Silk Weavers Co-operative Society started on 16-3-61 is not included in the Statement)

in the co-operative fold and that societies are supplying yarn to 1,189 looms, the number of effective looms is 710.

The following Table shows details of production by each Society :

TABLE XXIII

Production of Silk Fabrics in the Co-operative Sector

| | Name of the silk weavers Co-operative society | Quantity of silk goods produced 60–61 yards | Value of goods produced at cost price (Rupees) | Average cost of production per yard |
|---|---|---|---|---|
| | | | | Rs. np. |
| 1 | Kancheepuram Murugan silk w.c.s. | 17,771 | 3 00,203 | 16 89 |
| 2 | Kancheepuram silk w.c.s. | 12,250 | 1,84,915 | 15 01 |
| 3 | Kamakshiamman silk w.c.s. | 31,856 | 5,07,402 | 15 93 |
| 4 | Arni silk w.c.s. | 24,088 | 2 22,560 | 9 24 |
| 5 | Walajahpet silk w.c.s. | 8,145 | 1,01,759 | 12 49 |
| 6 | Mokshakulam silk w.c.s. | 3,091 | 46,516 | 15 05 |
| 7 | Salem silk w.c.s. | 17,280 | 1,87,076 | 10 83 |
| 8 | Chintamaniyur silk w.c.s. | 6,800 | 58,625 | 8 62 |
| 9 | Ammapet silk w.c.s. | 5,449 | 69,000 | 12 66 |
| 10 | Kumbakonam silk w.c.s. | 5,641 | 73,927 | 13 10 |
| 11 | Darasuram silk w.c.s. | 11,463 | 1,20,509 | 10 51 |
| 12 | Patteeswaram silk w.c.s. | 4,298 | 48,707 | 11 33 |
| 13 | Thiribhuvanam silk w.c.s. | 9 014 | 1,57,700 | 17 49 |
| 14 | Manambhuchavadi silk w.c.s. | 2,884 | 37,338 | 12 95 |
| 15 | Ayyampet silk w.c.s. | 1,644 | 19,055 | 11 59 |
| 16 | Ammayappan silk w.c.s. | 644 | 3,491 | 5 42 |
| 17 | Mannaragudy silk and cotton w.c.s. | 110 | 1,276 | 11 60 |
| | | 1,62,429 | 21,40,059 | 13 18 |

Thiribhuvanam produces costly sarees while in Arni and Chintamaniyur where there are a large number of fly shuttle looms, cheaper fabrics are produced. The Ammayappan Society produced shortwidth lungis in the early stages and hence the average cost of production per yard in that society is the lowest.

**Purchase of raw silk**

22. In the case of cotton handloom weavers' co-operative societies, the Madras State Handloom Weavers' co-operative Society is the apex institution, the main functions of which are to arrange for the supply of yarn to the primaries and to market their goods. There is no such Central Institution for silk weavers co-operative societies, with the result that each society has to make its own arrangements to purchase raw silk. Societies without adequate resources have to make local purchases on credit while others get their requirements from Bangalore. The general feeling is that the limit of Rs. 500/- per loom as loan towards working capital is inadequate to provide continuous work to the loom and hence the societies are compelled to make local purchases of raw silk on credit on the terms dictated by the merchants. For example the Salem silk weavers co-operative society is at present getting all its requirements of raw silk from a single local merchant. This is one reason why an appreciable number of weavers who have enrolled themselves as members of co-operatives with financial assistance provided under the cess fund scheme continue to work under master weavers. In 1957, a Silk Marketing Co-operative Society was started in Bangalore to arrange for the marketing of raw silk, produced in Mysore in pursuance of the decision of the Central Silk Board, to form co-operatives in the field of marketing of raw silk. But there is no



effective co-ordination between silk co-operatives in Madras and the silk marketing society in Bangalore.

Eleven out of the 17 societies have made purchases from Bangalore market, in 1960-61. The seven societies mentioned below did not have transaction with the Bangalore marketing society in 1960-61.

1. Chintamaniyur Silk Weavers Co-operative Society
2. Thirubhuvanam Silk W.C.S.
3. Ammayappan Silk W.C.S.
4. Arni Silk W.C.S.
5. Darasuram Silk W.C.S.
6. Patteeswaram Silk W.C.S.
7. Salem Silk W.C.S.

The position in regard to the remaining 4 societies is as follows :

TABLE XXIV

Purchase of raw silk in the Bangalore Co-operative Silk Marketing Society Ltd.

| | Name of the society | Total purchase of raw silk from Bangalore in 1960–61 | Of the quantity mentioned in col. 2 quantity purchased from the Bangalore Marketing Society | Percentage of col. 3 to col. 2 |
|---|---|---|---|---|
| 1 | Kamakshiamman silk w.c.s. | 2,659 K.G. | 643 K.G. | 24.2 |
| 2 | Murugan silk w.c.s. | 1,407 K.G. | 505 K.G. | 34.9 |
| 3 | Kancheepuram silk w.c.s. | 1,185 K.G. | 505 K.G. | 42.6 |
| 4 | Manambhuchavadi Cotton and Silk w.c.s. | 219 lbs. | 219 lbs. | 100.0 |

Apparently the Bangalore Marketing society is not offering terms as the Koti merchants. Whenever purchases of raw silk are to be made at Bangalore, the Secretary and one or two Directors go to Bangalore resulting in expenditure under travelling allowance for each institution.

As silk co-operatives are not many and since their production is only 1.62 lakhs of yards, instead of starting a separate central society it would be feasible and economical for the Madras State Handloom Weavers' Co-operative society to open a separate silk wing to co-ordinate the activities of all the silk co-operatives. Already it has opened a sales emporium in Madras to promote the sales of silk goods produced by the silk co-operatives. It is now the agency for the distribution of imported raw silk. The purchase and supply of raw silk from Bangalore is only a further step in the direction of supplying the essential raw material required by the co-operatives.

**Marketing**

23. As silk fabrics are costly the practice of credit sales is the rule in silk trade. Hence the co-operatives also have been permitted to sell goods on credit subject to the following conditions.

(i) Goods can be sold on credit to the following institutions; the period of credit should not exceed 90 days.

(a) The Madras State Handloom Weavers' Co-operative Society.

(b) Central cottage industries Emporium, New Delhi.

(c) Mysore Government Arts and Crafts Emporium.

(ii) Credit for not exceeding 60 days subject to a maximum of Rs. 1,000/- may be allowed to merchants; interest at 9% is charged, for default.

(iii) Goods can be suppplied on credit to co-operative institutions within the State subject to the conditions prescribed by the Registrar of Co-operative Societies, from time to time.

To help the societies in the disposal of the goods the Madras State Handloom Weavers Co-operative society opened a Sales Emporium in Mylapore on 20-3-1959. The following Table shows the value of silk goods sold by the emporium:

TABLE XXV

Sale of silk fabrics in the Mylapore Co-optex Sales Emporium

| Year | Value of goods procured from societies | Value of goods disposed of | Remarks |
|---|---|---|---|
| | Rs. | Rs. | |
| 1959 (March to December) | 1,02,922 | 63,445 | Along with silk goods the emporium is selling cotton goods also. |
| 1960 | 2,19,155 | 97,591 | |
| 1961 | 1,80,758 | 94,733 | |
| 1962 | 1,33,200 | 90,777 | |

The total sales by the Emporium is about Rs. One lakh which is only 5% of the total production by the

societies. The societies themselves are at present disposing of almost their entire production.

**The Silk Handloom Weavers Co-operative Marketing Society Limited, Kancheepuram**

24. One thousand two hundred out of 6,500 silk handlooms (i.e.) about one fifth of the total number of looms in Kancheepuram are worked by independent weavers.

They get their raw material generally from local merchants and dispose of their finished products to consumers, master weavers and wholesale dealers. Many of them are financially weak and have to borrow to meet the cost of raw materials. When the market is brisk, there is no difficulty for the disposal of the products, but during dull seasons they have to dispose of them at whatever price they can secure. With a view to help these independent weavers, a "Co-operative Marketing Society" was started on 2-12-1955.

The object of this society is to assist the independent weavers who own not more than five looms in marketing their finished goods to their best advantage. The society advances loans to members on the pledge of their finished goods produced by them upto 85 percent of their cost price and arranges to market them. A member may be given loans upto Rs. 500/-. Interest at 6% per annum is charged on such loans.

To meet the overheads, it charges a commission of 9% on the sale price out of which 3% is given to consumers as rebate.

The following assistance has been extended to the society.

(i) An interest free advance of Rs. 65/- per loom for 200 members towards share Capital.

(ii) A loan of Rs. 50,000/- at 4% interest for working capital

(iii) A free grant of Rs. 3,000/- to meet the cost of furniture.

There are 154 weaver-members in the Society.

The society has employed a marketing expert to work out the cost price of cloth brought to the society and to determine the advance to which the members are eligible. The transactions of the society for the past three years are given in Table XXVI.

TABLE XXVI

Work done by the silk weavers cooperative marketing society Kancheepuram

| Details | 1958-59 | 1959-60 | 1960-61 |
|---|---|---|---|
| | Rs. | Rs. | Rs. |
| 1. Value of goods pledged with the society | 92,469 | 1,10,507 | 65,081 |
| 2. Amount of loan advanced by the society | 55,405 | 71,151 | 47,417 |
| 3. Value of goods sold by the society | 82,569 | 1,12,875 | 70,699 |

Only fifty per cent of the members are effecting the sale of their products through the Society. The fall in the society's transaction in 1960-61 shows that on account of a good demand for silk fabrics the members were able to dispose of their goods, without the assistance of the society.

The approximate production of silk fabrics per annum by the independent weavers of Kancheepuram will be about Rs. 35.57 lakhs against which the value of goods handled by the society was Rs. 70,699 in 1960-61 representing 2 percent of the total production.

**Supply of appliances under the Cess Fund Scheme**

25. As in the case of cotton weavers societies the appliances supplied to the silk co-operatives have not been put to full use. An appreciable number of these appliances is still kept in the societies without being distributed to members. The following Table shows details of appliances purchased by the societies with Government assistance and distributed to their members upto 30-6-1961:

TABLE XXVII

Details of imported appliances supplied to silk Cooperatives.

| Details | Dobbies | Reeds | Jacquards |
|---|---|---|---|
| 1. Number of Societies involved | 10 | 6 | 2 |
| 2. Number of appliances purchased by the societies | 760 | 638 | 100 |
| 3. Number of appliances distributed to members | 295 | 294 | 56 |
| 4. Number of appliances yet to be distributed | 465 | 344 | 44 |



**e Thalavadi Sericultural Workers' Co-operative ttage Industrial Society**

26. The Central Silk Board came into existence, with : passing of the Central Silk Board Act 1948. The ıctions of the Board as defined in Section 8 of the :t are as follows:

**nctions of the Board**

(1) It shall be the duty of the Board to promote the velopment of the silk industry by such measures as thinks fit.

(2) Without prejudice to the generality of the regoing provision, the measures referred to therein ay provide for:

(a) Undertaking, assisting or encouraging scientific, technological and economic research;

(b) devising means for improved methods of mulberry cultivation, rearing, developing and distributing healthy silkworm seeds, reeling of silk worm cocoons, improving the quality and production of raw silk, if necessary, by making it compulsory for all raw silk to be marketed only after the same has been tested and graded in properly equipped raw silk conditioning houses;

(c) the supply of technical advice to filature and charka reelers;

(d) improving the marketing of raw silk;

(e) the collection of statistics from such persons as may be prescribed;

(f) carrying out any other duties which may be vested in the Board under rules made under this Act;

(g) It shall be the duty of the Board:

(i) to advise the Central Government on all matters relating to the development of the raw silk industry including the import of raw silk;

(ii) to submit to the Central Government and such other authorities as may be prescribed half yearly reports on its activities and the working of this Act;

(iii) to prepare and furnish such other reports relating to the silk industry as may be required by the Central Government from time to time."

It is the responsibility of the Board to develop silk industry upto the stage of weaving. Thus production and marketing of raw silk are the direct responsibility of the Board. One of the decisions taken by it is to have co-operatives for sericulture industry and to assist the State Government in this regard. In accordance with this decision a co-operative society for the production of cottage basin silk was started on 21-2-1959 in the Thalavady village in the Gopichettipalayam Taluk of Coimbatore District with the following objects.

1. Purchase of cocoons produced in the locality.

2. Reeling of cocoons as cottage basin raw silk.

3. Marketing of raw silk so produced.

Of the 500 cocoon producers in the area 364 are members of this society. Its affairs are managed by a nominated Board, and the services of the following officers have been lent free of cost to it for the first three years.

1. One Sericultural Expert to act as Secretary.

2. One Co-operative Sub Registrar, to act as Assistant Secretary.

3. Two silk reeling Demonstrators.

The production of raw silk since its inception is as follows:

| Year | Production. lbs. | oz. |
|---|---|---|
| 1959-1960 | 40 | 11 |
| 1960-1961 | 740 | 08 |
| 1961-1962 | 900 | 00 |
| 1962-63 (upto December 1962) | 863 | 00 |

The above quantities were disposed of through the Silk Marketing Co-operative Society at Bangalore; merchants, silk co-operatives and the Government Khadi Department at the following rates.

| | |
|---|---|
| 1959-60, 1960-61 | Rs.33 to 37 per lb. |
| 1961-62 | Rs.31-75 to 35 per lb. |
| 1962-63 | Rs.33 to 35 per lb. |

According to the data furnished by the Sericultura Expert, Hosur, the cost of production of raw silk i Rs.38-20 per lb. The Thalavady society is therefor

selling its production at less than the cost price. As against the target of 10,000 lbs. of raw silk per annum, the production is less than 1,000 lbs. The society has not reached 10 per cent of the target.

**Silk (Production) Centres of the Government and the Tamilnad Sarvodaya Sangh**

27. The Khadi Department of the Madras Government and the Tamilnad Sarvodaya Sangh are controlling 220 and 92 silk handlooms respectively. Plain pieces, sarees, Dhothies and uppers are produced in these centres. The value of goods (selling price) produced by the Government silk centres is Rs. 7.6 Lakhs (in the calendar year 1961) while the centres controlled by the Tamilnad Sarvodaya Sangh produced fabrics worth 4.4 lakhs (1960-61). These centres are thus producing Rs. 12 lakhs of silk fabrics at selling rate; their cost price is about 10 lakhs of rupees as against the production of 21.4 lakhs by the silk co-operatives. In all these centres hand made warps and hand twisted raw silk for weft are used while co-operatives purchase machine processed raw silk also for issue to members. Hence the former is known as Khadi silk for which a rebate of 0-10 nP. per rupee on sales is allowed. The question of rebate permitted on khadi silk was considered by the co-ordination committee of Small Industries in the Ministry of Commerce and Industry in its 8th meeting held on 24th October 1959. The Chairman of the All India Handloom Board represented that a similar rebate should be made applicable to handloom silk and that if the same was not feasible rebate on khadi silk should be discontinued, so that there would be no discrimination against handloom products. The general view of the Committee was that since silk clothes were luxury items and did not face competition from the corresponding large scale organised sector, it would be justifiable to abolish the existing rebate on khadi silk in a phased and tapering manner." (Page 55-V report of the All India Handloom Board, 1959-60) Co-operatives using raw silk processed by hand, produce khadi silk at the Government and Tamil Nad Sarvodaya Sangh silk centres and should therefore be eligible for rebate till it is abolished altogether.

# PART III

# KHADI HANDLOOMS

## CHAPTER I

### SECTION A

**Decline of Handspinning**

It is generally believed that villages in ancient India were self-sufficient in food and clothing. A typical Indian village was of a balanced economic unit consisting of farmers, carpenters, blacksmiths, potters and weavers. In early stages of the weaving industry, the independent weavers who got raw materials from their customers received wages in kind or cash in return for their labour. Handspinning was generally known to the villagers. Handspinning and hand weaving which functioned as an integral part of our village economy received a serious blow on account of the industrial revolution in Great Britain, the opening of Suez canal, the development of mill industry and keen competition from the United Kingdom and Japan. The economic history of India from 1770 to 1870 is the history of dislocation of Indian balanced economy and accelerated decay of her handicrafts and village industries. India was an exporting country till 1813. It became an importing country thereafter. India, the great workshop of cotton manufacture for the world since immemorial times became inundated with English twists and cotton stuff. Gandhiji has observed "England has sinned against India by forcing free trade upon her. It may have been food for her, it has been poison for this country." In his prize essay on "Hand spinning and Handweaving", Varadachari and Puntanbekar have given details about handspinning which are of great historical value. Among the piece goods produced by the hand-weavers in many parts of India, muslins occupied the foremost rank in texture and fineness. Dacca produced the finest of them while Arni was at close second. The famous Dacca muslin was produced from yarn spun from silk cotton grown within the district. Cotton was cleaned by hand, then ginned with an iron needle and carded with a small bamboo hand bow from which slivers were prepared. The yarn was spun with a Takli (spindle) the length of which was 10" to 14". It was thought that very fine yarn could be spun when the atmospheric temperature was 82° F and humidity was not high. In Dacca, spinning was done from early morning to 9 or 10 A.M. and again from 3 or 4 P.M. till half an hour before sunset. Women in the age group 18-30 were the best spinners. About 40 to 50 yards of yarn were spun in an hour. In 1846, yarn to a length of 150 miles was spun from 1 lb. of cotton lint. This is equivalent to 314s count which even mills cannot spin today. It must be noted that by 1846 British yarn and cloth began to compete with handspun yarn and with handwoven cloth and it is possible that still finer counts of yarn were spun before there was competition from textile mills. In the first quarter of the 19th century, cotton industry of Great Britain attained commercial importance. It produced yarn and fabrics of varied grades and shades of fineness and texture. Indian handloom industry began to lose ground before Lancashire partly in consequence of the operation of the protective duties and partly from the effect of superior machine combination. India which was till then a great exporter of textiles began to import large quantities of piece goods from Britain as may be seen from the following Table :

TABLE I

Export of cloth from and import of cloth and yarn into India

| Year | Value of cloth exported from India | Value of cloth imported into India | Value of yarn imported |
|---|---|---|---|
| | (in rupees) | | |
| 1815-16 | 1,31,51,527 | 2,68,300 | ... |
| 1820-21 | 85,40,763 | 25,59,642 | ... |
| 1825-26 | 58,34,638 | 41,24,159 | 1,23,146 |
| 1830-31 | 8,57,280 | 60,12,729 | 15,55,321 |
| 1832-33 | 8,22,891 | 42,64,707 | 42,85,517 |

By 1833, the export of cloth from India dwindled to an insignificant figure. India then became a permanent market for British piece goods and cotton yarn. "The cotton industry of India had to perish in order that Lancashire might flourish" (Page 71 - Mahatma - Vol. III by Tendulkar)

At the beginning of the 19th Century, handspinning and handweaving were flourishing. In the weekly shandies handspun yarn and cloth were the main commodities handled. The districts on the Coromondal

Coast and the districts of Salem and Coimbatore were famous for hand-weaving and textile trade. The out-turn was one hank of 840 yards if the fineness was above 100s. In the case of coarser counts, 500 to 600 yards were spun in an hour. The spinners were generally women who attended to ginning, carding and slivering. Foreign yarn had not become popular and only a small percentage residing in urban areas used imported mill cloth. Even in 1866, handspinning did not die. Muslins were produced in Arni. Even though demand for local production was declining, a market was still found for Indian textiles. Fine handspun yarn was available in limited quantities in the central districts of Madras State. In 1870, when the Board of Revenue, Madras conducted a census of handlooms, the consumption of foreign yarn by weavers was only 1/3 while by 1921 the handlooms used mill yarn in full either imported or indigenous. Again, the number of handlooms had gradually diminished on account of severe competition from imported cloth. The following figures will help us in understanding the sudden fall in looms :-

TABLE II

Decline in the number of looms

| Year | Number of handlooms in Madras | What yarn was consumed |
|---|---|---|
| 1870 | 2,79,220 | Foreign yarn one third Handspun yarn two third |
| 1921 | 1,69,403 | All mill yarn (either imported or Indian mill yarn) |

In the Administration Report of Madras State for 1879, a reference is found to handloom weaving industry. It is stated that in Madurai prior to the import of mill yarn from Great Britain, about 2000 or 3000 families were engaged in hand spinning and that it had completely disappeared. Handspinning which was conducted all over the country upto the first quarter of the 19th Century gradually declined with the availability of mill yarn. The weavers began to import yarn in increasing quantities because it was cheaper to do so. The figures regarding the price of English and Indian Yarn in 1833 will be of interest vide Table III.

In view of the high prices of Indian handspun yarn, the spinners gave up spinning finer counts as the demand for it was declining. In Dacca, the home of the famous muslins, one-third of the looms were using coarse handspun yarn in 1835. In addition to the import of cheap yarn in fine counts, cheap imported mill cloth also reached the length and breadth of the country in large quantities facilitated by the construction of railways. Mill cloth and mill yarn became popular and handspinning began to decline gradually.

TABLE III

Prices of English and handspun yarn

| Count | Price of imported English mill yarn | | | Price of Indian handspun yarn | | | Pecentage of Column 3 to 2 |
|---|---|---|---|---|---|---|---|
| | Rs. | as. | Ps. | Rs. | as. | Ps. | |
| 40s | 0 | 14 | 6 | 2 | 11 | 0 | 296.5 |
| 60s | 1 | 6 | 6 | 4 | 8 | 0 | 320.0 |
| 80s | 1 | 14 | 9 | 6 | 15 | 0 | 361.0 |
| 100s | 2 | 8 | 3 | 9 | 4 | 0 | 367.7 |
| 120s | 3 | 0 | 0 | 12 | 5 | 0 | 410.4 |
| 150s | 4 | 15 | 0 | 19 | 2 | 0 | 387.3 |
| 200s | 10 | 14 | 0 | 33 | 13 | 0 | 310.9 |

The cruel measures adopted by the East India Company also led to the decline in hand weaving. The measures were : -

1. Cloth should be sold only to those authorised by the Governor.
2. The Company's servants compelled the weavers to part with their cloth at rates much lower than the cost of production.
3. The Weavers were whipped and fined for failure to fulfil the contract regarding supply of cloth.
4. Handloom cloth was compulsorily procured from weavers and merchants.
5. Inland trade was restricted by the levy of excessive taxes on production and sale of cloth.
6. Taxes were levied on looms and charkas.

Gandhiji has observed "It is not true to say that economic pressure and modern machinery destroyed handspinning and handweaving. This great industry was destroyed or almost destroyed by extra ordinary and immoral means adopted by the East India Company. "It (handspinning) was removed by unjust, illegal and tyrannical methods." In his statement before the court in his great trial of 1922, Gandhiji has stated as follows:—

"Before the British advent, India spun and wove in her millions of cottages just the supplement she needed for adding to her meagre agricultural resources. This cottage industry so vital for India's existence has been ruined by incredibly heartless and inhuman processes as described by English witness". Again while in



Bengal in 1946, he has observed as follows : "In the early phase, the East India Company battened on the exploitation of its monopoly in the Indian textiles. Not only did it bring them immense trade profits, it also gave an impetus to the British shipping. Later, Lancashire developed its own textile industry following upon a series of mechanical inventions. This brought it into competition with the Indian textile manufacturers. The policy of exploitation of the Indian artisans then gave way to that of destruction of their great craft". As fine and cheap mill yarn flooded the country, the hereditary skill of spinners disappeared and in due course they could only produce coarse yarn of poor quality.

4. By the beginning of 20th Century, hand spinning disappeared completely except in a few centres. The handlooms adjusted to the use of mill yarn which could be had in ample quantities and in suitable qualities as regards twist, strength and fineness. The price of mill yarn also was more reasonable. The charkas were either burnt as fuel or discarded. The quantities of mill yarn, both imported and indigenous available to handlooms for the period from 1896-97 to 1939 are indicated in the Table following:—

TABLE IV

Quantity of Mill yarn available for handlooms.

| Period | Total quantities of yarn available (in million lbs). | Average per annum (in million lbs.) |
|---|---|---|
| 1896-1900 (4 years) | 841.0 | 210.25 |
| 1900-1910 (10 years) | 2309.8 | 230.98 |
| 1911-1920 (10 years) | 2183.6 | 218.36 |
| 1921-1930 (10 years) | 2589.1 | 258.91 |
| 1931-1939 (9 years) | 3084.6 | 342.73 |

From this, it should not be concluded that the decline and decay of handspinning was sudden. Till the establishment of Indian mills in the middle of 19th century, imported yarn and handspun yarn were consumed by handlooms. When Indian mill yarn became available after 1854, all the three varieties of yarn were taken up by handlooms though handspun yarn was losing ground gradually. On account of several adverse factors mentioned above, handspinning practically disappeared from the country in the course of 75 years commencing from 1825. According to the Census Report of 1911, "handspinning is still carried on as a cottage industry in some remote parts of the Presidency, but it has long ceased to be of any commercial importance and is now merely a relic of an industrial system which has passed away." In the Census Report of 1921, figures for cotton spinners have been separately given. Though in the reports of 1891 and 1901 the spinners have been clubbed with sizers and yarn beaters, the figures could still be compared since the spinning is confined mostly to women. The figures for the three Census years are tabulated below :

| Year | Males | Females |
|---|---|---|
| 1891 | 9,323 | 54,632 |
| 1901 | 3,672 | 22,461 |
| 1921 | 14,193 | 6,810 |

The proportion of spinners to population is 0.15 in 1891 and 0.06 in 1901. The number of spinners in 1921 was only 6,810 which is negligible. It may, therefore, be concluded that between 1900-1910 handspinning disappeared completely. Textile mills gained importance and it was the general feeling that nobody need regret the disappearance of charkas and emphasis was laid on the development of the industries based on machinery. Handspinning "ceased to be of any commercial importance and in fact had practically died out except as a cottage industry in one or two hand weaving centres when the Charka suddenly became a political mascot." (Page 62 of the report on the survey of cottage tndustries, 1929). Comparatively high price of handspun yarn in relation to mill made yarn and its poor quality made it difficult for the Khadi weavers to utilise the handspun yarn. The price of mill yarn and handspun yarn in 1926 and 1961 (per lb.) is given in Table V.

As will be explained in the course of our report, the weaving wages for khadi are higher than for mill yarn. The cost of production of khadi (20s) is almost double the cost of production of handloom cloth. Therefore, it will not be incorrect to conclude that it was mainly the consumer preference for cheap cloth that practically killed handspinning until an effort was made to revive it by Gandhiji soon after his appearance in the political field. In 1925, Gandhiji visited the Rotary Club, Calcutta. A question was put to him about the disuse of the Charka and whether it was not a fact that the cost of the product of the wheel had driven it out of the

TABLE V

Price of Mill Yarn & Handspun Yarn in 1926 & 1961 per lb.

| Count | 1926 | | | 1961 | | | | |
|---|---|---|---|---|---|---|---|---|
| | Price of handspun yarn | Price of mill yarn | Percentage of col. 2 | Price of handspun yarn | | Price of mill yarn | Percentage of column | |
| | | | | Ambar | Traditional | | 5 to 7 | 6 to 7 |
| 1 | 2 | 3 | 4 | 5 | 6 | 7 | 8 | 8 |
| 12s | 0.87 | 0.62 | 140 | ... | 3.00 | 1.90 | ... | 158 |
| 20s | 1.50 | 0.75 | 200 | 3.80 | 5.00 | 2.20 | 173 | 220 |
| 30s | 1.87 | 1.00 | 187 | 5.70 | 7.50 | 2.53 | 225 | 296 |

country. Gandhiji replied "And you have asked how the industry had died. Well, it is a painful answer, but I must give it. It was made to die. It would make the blood of every honest man and woman boil to turn over the pages written not by the Indians, but by the servants of the Company. When I tell you that people had to cut off their thumbs in order to escape the terrorism set forth, you would understand the position. It (charka) had been killed and it was now being revived. Every country had to organise its industries and it did not matter if they had to pay more for their products in the beginning".

SECTION B

## BIRTH OF KHADI

5. Till the development of textile mills, cloth meant fabrics woven on handlooms with yarn spun by hand. This cloth was known as Khaddar or khadi after Gandhiji revived handspinning. In 1919 the lovers of the liberty of India were introduced to non-violence as the only and sure means to Swaraj and to the charka as a symbol of non-violence. Gandhiji held the view that "in cent percent swadeshi lies Swaraj" and that "khadi would be true swadeshi". "My swadeshi chiefly centres round the handspun khaddar and extends to everything that can be and is produced in India". Boycott of foreign cloth was the main theme of the swadeshi movement to stop the drain of our resources in importing piece goods from Lancashire. The following statement shows the quantity of net imports of mill cloth from 1915 to 1920:

| Year | Import of mill cloth (million yards) |
|---|---|
| 1915-1916 | 2112.8 |
| 1916-1917 | 1695.4 |
| 1917-1918 | 1397.2 |
| 1918-1919 | 1074.4 |
| 1919-1920 | 1116.2 |

(Appendix XXI-A of the Report of the Fact Finding Committee)

For the successful boycott of foreign cloth, it became necessary to increase the output of yarn by handspinning so as "to supplement the production of yarn and cloth through our mills, save the millions we send out of India and distribute them in our cottages". It was Gandhiji's desire to have spinning in every home. The object behind the revival of handspinning was, therefore, the attainment of political freedom through non-violent means and charka thus became a symbol of non-violence and of economic and national struggle as against foreign domination. How khadi was born is explained by Gandhiji as follows:

"The beginning of the khadi movement had been more and more occupying my attention. I do not remember to have seen a handloom or spinning wheel till the year 1909 when I described it in my booklet "Hind Swaraj" as the penacea for India's growing pauperism. In that booklet I assume that anything that helped India to get rid of the grinding poverty of her masses would in the same process establish swaraj. Even in 1915, when I returned to India from South Africa, I had not actually seen a spinning wheel. When the Satyagraha Ashram at Sabarmati was founded we introduced a few handlooms there. But no sooner had we done this than we were hard up



Handspinning on a Vertical Charka.

against another difficulty. All of us belonged either to the liberal professions or to business; none of us was an artisan. We needed a weaving expert to teach us how to weave before we could work looms. One was at last obtained from Palanpur, but he did not communicate to us the whole of his art. Maganlal Gandhi, however, was not the one to be easily baffled. Possessed of a natural gift for mechanics, he was able fully to master the art before long, and gradually several new weavers were trained up in the ashram.

"The object that was set before us was to be able to clothe ourselves entirely in cloth manufactured by ourselves. We, therefore, discarded the use of mill woven cloth made from Indian Yarn. The adoption of this practice brought us a world of experience. It enabled us to know from direct contact the living condition among the weavers, the extent of their production, the handicaps in the way of their obtaining their yarn supply, the manner in which they were being made victims of fraud, and their ever growing indebtedness. We were not in a position immediately to manufacture the cloth we needed. So the time slipped by, and my impatience increased. I plied every chance visitor, who was likely to have any information about handspin ing, with questions about the art. It had been confined to women. If there was some stray spinner still surviving, in some obscure corner, only a member of that sex was likely to find out her whereabouts.

"In the year 1917, I was taken by my Gujarati friends to preside at the Broach Educational Conference. It was here that I discovered that remarkable lady, Gangabehn Majumdar. She was a widow, but her enterprising spirit knew no bounds. Her education in the accepted sense of the term, was not much. But in courage and common sense, she easily surpassed the general run of our educated women. She had already got rid of the curse of untouchability, and fearlessly moved among and served the suppressed classes. She had means of her own and her needs were few, she had a well-seasoned constitution and went about everywhere without an escort. She felt quite at home on horseback. I came to know her more intimately at the Godhra conference. To her I poured out my grief about the charka, and she lightened my burden by a promise to prosecute an earnest and incessant search for the spinning wheel.

"At last, after no end of wandering in Gujarat, Gangabehn found the spinning wheel in Vijapur in the Baroda state. Quite a number of people there had spinning wheels in their homes, but had long since consigned to the lofts as useless lumber. They expressed to Gangabehn their readiness to resume spinning if some one promised to provide them with a regular supply of slivers and to buy the yarn spun by them. Ganga communicated the joyful news to me. The providing of slivers was found to be a difficult task. On mentioning the thing to Umar Sobani, however, he solved the difficulty by immediately undertaking to send a sufficient supply of slivers from his mill. I sent to Gangabehn the slivers received from Umar Sobani, and soon yarn began to pour in at such a rate that it became quite a problem how to cope with it.

"I felt ill at ease continuously receiving slivers from him. Moreover, it seemed to me to be fundamentally wrong to use mill slivers. So I suggested to Gangabehn to find carders who could supply slivers. She confidently undertook the task, and engaged a carder who was prepared to card cotton. He demanded thirty-five rupees per month. I considered no price too high at the time. She trained a few youngsters to make slivers out of the carded cotton. Gangabehn's enterprise thus prospered beyond expectation. She found out weavers to weave the yarn that was spun in Vijapur and soon Vijapur Khadi gained a name for itself. "While these developments were taking place in Vijapur, the spinning wheel gained a rapid footing in the ashram. Maganlal Gandhi, by bringing to bear all his splendid mechanical talent on the wheel made many improvements in it. Wheels and their accessories began to be manufactured at the ashram. The first piece of khadi manufactured in the ashram costs 17 annas per yard. I did not hesitate to commend this very coarse khadi at that price to friends who willingly paid the amount".

"I am, therefore, concentrating my attention on the production of khadi. I swear by this form of swadeshi because through it I can provide work to the semi-starved, semi-employed women of India. My idea is to get these women to spin yarn and to clothe the people of India with khadi woven out of it. I do not know how far this movement is going to succeed. At present it is only the beginning. But I have full faith in it". (Page 174-175 Mahatma - Vol. I by D.G. Tendulkar).

It should be recalled that even then a school of thought existed in the country which did not consider khadi as an economic proposition. How deep was his faith in handspinning can be seen from his following observations:

"The charka holds within it a philosophy of life. It is a living symbol of ahimsa. Its goal is to create a

Page 76 Economic and Industrial Life Relations by Mahatma Gandhi.

non-violent society completely free from all forms of exploitations".

"The charka was there during the Muslim rule also... The Charka was then a symbol of poverty and not of non-violence. The kings took forced labour from women and depressed classes. The same was repeated by the East India Company".

Koutilya mentions in his "Artha Sastra" the existence of such forced labour.

"For ages, the charka was thus a symbol of violence and the use of force and compulsion. The spinner got but a handful of grain or two small coins, while ladies of the court went about luxuriously clad in the finest of muslins, the product of exploited labour. As against this I have presented the charka to you as a symbol of non-violence."

"The millions must have a simple industry to supplement agriculture; spinning was the cottage industry years ago and if the millions are to be saved from starvation they must be enabled to reintroduce spinning in their homes."

"Khadi will cease to have any value in my eyes if it does not usefully employ the millions."

"There is no better way of industrialising the villages of India than by the spinning wheel".

"Khaddar offers honourable employment to those in need of the same. It utilises the idle hours of the nation".

"A plea for the spinning wheel is the plea for recognising the dignity of labour. I claim that in losing the spinning wheel we lost our left lung. We are, therefore suffering from galloping consumption. The restoration of the wheel arrests the progress of the fell disease. ... The spinning wheel is the thing to which all must turn in the Indian Clime for the transition stage at any rate and the vast majority must for all time". (Page 63– Mahatma Vol. II).

"Universal adoption of khaddar is swaraj". (Page 95 - Vol. II, Mahatma)

"Spinning becomes more and more an inner need with me..... The spinning wheel and the economic salvation of impoverished India are so much one that spinning has for me a charm all its own". (Yervada prison - Page 108–II)

"If we could but visualise the growing pauperism of the land and realise that the spinning wheel is the only remedy for the disease. the wheel will leave us little leisure for fighting". (Page 124–II)

"I believe in khaddar, I believe in the spinning wheel. It has two aspects, terrible and benign. In its terrible aspect, it is calculated to bring about the only boycott we need for independent national existence (viz) that is of foreign cloth. It alone can kill the demoralizing British self-interest. In its benign aspect it gives a new life and hope to the villager. It can fill millions of hungry mouths. It alone can bring us in touch and in tune with the villagers. It is the very best popular education that is needed for millions. It is life giving. I would not hesitate in the least to turn the Congress into an exclusively khaddar producing and khaddar propaganda organisation till the attainment of Swaraj because I believe in the potency of khaddar to give Swaraj. I have given it the foremost place in our programme".

6. The work of popularising the charka was undertaken by the Indian National Congress since 1920, as part of this national programme. Its figure was put in the centre of the Congress flag in 1921. Slowly and steadily was the cult of khaddar developed by the Congress. The All India Congress Committee's meeting held at Ahmedabad in 1924 resolved that obligatory spinning for half an hour and the sending of 10 tolas of even and well twisted yarn of a count not below 10 s were the qualifications for membership to the Congress executive. The Belgaum Congress (1924) decided to make spinning a qualification for becoming a Congress member when the quantum fixed was 2000 yards per month spun by himself or by another. Self spinning of 1000 yards per month was in force in 1925. The khaddar was given an important place in the constructive programme of the National Congress.

**Advantages of Handspinning**

It was claimed that the charka had the following advantages:

1. It supplies the readiest occupation to those who have leisure and are in want of a few coppers and supplements agriculture and gives work to semi-occupied and semi-starved;
2. It is known to thousands;
3. It is easily learnt; old and weak and invalids can attend to spinning;
4. It requires practically no outlay of capital;
5. The wheel can be easily and cheaply made as materials for its manufacture are readily available. Local artisans can attend to manufacture and repairs;



6. The people have no repugnance to it;
7. It affords immediate relief in times of famine and scarcity;
8. It alone can stop the drain of wealth which goes outside India in the purchase of foreign cloth;
9. It automatically distributes the millions thus saved among the deserving poor;
10. Even the smallest success means so much immediate gain to the people;
11. It is the most potent instrument of securing cooperation among the people.

7. The propaganda for khadi gained momentum and the Congress found it necessary to entrust the work to an expert organisation. So the Patna Congress in 1925 resolved to hand over khadi work to the All India Spinners' Association. The relevant resolution is as follows: "Whereas the time has arrived for the establishment of an expert organisation for the development of handspinning and khaddar and whereas a permanent organisation unaffected and controlled by politics, political changes or political bodies is necessary, an organisation called the All India Spinners' Association is hereby established with the consent of the All India Congress Committee as an integral part of the Congress organisation, but with independent existence and powers." Gandhiji became the first President of the Association.

The All India Spinners' Association later became the Akhil Bharata Sarva Seva Sangh. In 1958 the Tamilnad Sarvodaya Sangh was registered which took over all the activities carried on by Akhil Bharat Sarva Seva Sangh in the State of Madras. As a further step in decentralisation, 16 Sarvodaya Sanghs have been registered at the district level affiliated to the Tamilnad Sarvodaya Sangh. In 1946 the Government of Madras took up a scheme for the development of khaddar. This work was transferred to the State Khadi and Village Industries Board in 1960. An account of the work of the Tamilnad Sarvodaya Sangh and of the State Board which have done khadi work throughout the State will be found in a later chapter. The other institutions engaged in producing khadi in limited quantities are:

1. The Gandhi Ashram, Trichengode (founded by Rajaji)
2. The Gandhi Gram, Madurai district
3. The City Khadi Development Cooperative Society Ltd., Madras.
4. Gandhi Niketan Ashram, Kallupatty, Madurai District.

No khadi is produced in Gandhi Niketan. It trains workers in khadi and village industries who are utilised for the implementation of various schemes of the State Government and Khadi and Village Insdustries Commission. The main work done by the Cooperative Society is to purchase khadi from other producers and sell it. As a producer, its work is insignificant. The Gandhigram is also doing a small quantum of Khadi work. But the contribution of both these institutions is inappreciable. The Gandhi Asram, though working in a limited area is as old as Tamilnad Sarvodaya Sangh and a study of its work along with the institutions like the State Board and T. N. S. S. covering the entire State will be instructive. A detailed account of its working has, therefore, been given in a later chapter.

8. The first Five Year Plan emphasised the need for setting up an organisation at the central level to look after the problem of village industries. Accordingly, the All India Khadi and Village Industries Board was set up in 1953 charged with the duty of organising programmes for the production and development of khadi and village industries. As the work of the Board was rendered difficult by procedural and financial difficulties, the Parliament enacted a suitable legislation in 1956 and created a statutory body with requisite powers. This Body known as the Khadi and Village Industries Commission consisting of 5 members was constituted on 1st April 1957 in accordance with the provisions of the Khadi and Village Industries Commission Act 61 of 1956. The All India Khadi and Village Industries Board has continued as an Advisory Board to advise the Commission in the discharge of its duties. Khadi work in the country is today controlled by this Commission which gives subsidies and loans for the promotion of khadi industry. It also issues certificates to producers of genuine khadi. The subsidies are given for the following purposes:

1. Towards rebate on sale of khadi (cotton at 3 Annas (0.19 np) and silk and wool at 0-10 np per rupee)
2. On production and sale of khadi on a graded scale.
3. On sale of implements.
4. For construction of godowns in intensive area centres
5. For training

6. For opening new sales depots
7. For exhibitions
8. Promotion of handspinning.

Interest free loans are granted towards the working capital. The expenditure incurred by the Khadi Commission during the Second Five Year Plan is as follows:

TABLE VI

Expenditure incurred by the Khadi Commission (Second Plan Period)

| Year | Grants | | | Loans | | |
|---|---|---|---|---|---|---|
| | Traditional | Ambar | Total | Traditional | Ambar | Total |
| | (Lakhs of Rs.) | | | | | |
| 1956-57 | 255.94 | 93.71 | 349.65 | 309.54 | 175.49 | 485.03 |
| 1957-58 | 307.33 | 175.64 | 482.97 | 159.10 | 474.89 | 633.99 |
| 1958-59 | 370.58 | 178.79 | 549.37 | 482.56 | 426.16 | 908.72 |
| 1959-60 | 474.76 | 174.87 | 649.63 | 568.91 | 264.57 | 833.48 |
| 1960-61 | 455.12 | 101.56 | 556.68 | 894.17 | 127.46 | 1021.63 |

No figures are available for Madras State for the year 1956-57. The sums received by Madras from 1957-58 are given below:

TABLE VII

Grants and Loans received by Madras.

| Year | Grants | | | Loans | | |
|---|---|---|---|---|---|---|
| | Traditional | Ambar | Total | Traditional | Ambar | Total |
| | (Lakhs of Rs) | | | | | |
| 1957-58 | 15.4 | N.A | ... | 17.33 | N.A | ... |
| 1958-59 | 25.88 | 20.01 | 45.89 | 48.14 | 28.94 | 77.08 |
| 1959-60 | 58.92 | 22.93 | 79.85 | 49.95 | 59.16 | 106.11 |
| 1960-61 | 42.00 | 13.06 | 55.06 | 117.84 | 19.52 | 137.36 |

In the following Table we give comparative figures for All India and Madras for 3 years from 1958-61. The share of Madras under Ambar Charka is higher than under traditional Charkas:

9. Gandhiji has always laid stress on the need for improvement of the tools and the technique of production, so that the artisans engaged in the industry can increase their level of earning and also improve the quality of the product. He offered a prize of Rs. 1 lakh for a charka which would be simple in operation, readily workable in villages and easily repairable by local artisans. Several efforts were made and the one which came near to Gandhiji's expectations was invented by Ekambaranathan, a kisan youth of Pappankulam in Tirunelveli district. This Charka popularly known as Ambar Charka consists of two parts, the main part of which is called the Charka which has 4 spindles and the other part is called Belni and used for roving cotton lint into slivers. The production of yarn in this charka is 3-4 times of what it is on the traditional charka. The Village and Small Scale Industries (II Five Year Plan) Committee, otherwise known as the Karve Committee has observed as follows: "At present cotton spinning on decentralised basis is being carried on by the ordinary spinning wheel (charka). If yarn supply for the Plan period has to be organised on decentralised basis, it is clear that a higher level of technique than has already been attained will have to be introduced for cotton spinning equipment. Considerable thought has already been given to the devising of a more efficient equipment either manually operated or powerdriven and experiments have also been made with the newly invented spinning unit. Among these, mention may be made of the manually operated unit described as Ambar Charka". Further experiments have led to the designing of a composite Ambar charka where the belni and charka have been combined into one unit and to a six spindle unit where slivering, spinning and winding can be done simultaneously. Among the traditional charkas in use are the vertical, kisan and the box types.

A pilot ambar charka programme was formulated in 1955-56 to give training to instructors and spinners in operating it. 40 instructors and 356 spinners were trained in that year. Production of yarn and ambar



Four-spindle Ambar Charka.

TABLE VIII

Share of Looms and Grants received by Madras with reference to All India Figures.

| | All India | | | Madras | | | Percentage of share of Madras to All India | | |
|---|---|---|---|---|---|---|---|---|---|
| | Traditional | Ambar | Total | Traditional | Ambar | Total | Traditional | Ambar | Total |
| | (Lakhs of Rupees) | | | | | | | | |
| Grants | 1300.46 | 455.22 | 1755.68 | 124.80 | 56.00 | 180.80 | 9.6 | 12.3 | 10.3 |
| Loans | 1945.84 | 818.19 | 2763.83 | 215.93 | 107.62 | 323.55 | 11.1 | 13.2 | 11.7 |

Belni

Belni

charka began on a commercial scale in 1956-57. By the end of the II Five Year Plan, 42,638 ambar charkas have been distributed in Madras State by the following four organisations :

| | | | | |
|---|---|---|---|---|
| State Board | ... | 29,405 | ambar | charkas |
| T.N.S.S. | ... | 11,854 | ,, | ,, |
| Gandhigram | ... | 715 | ,, | ,, |
| Gandhi Ashram | ... | 664 | ,, | ,, |
| Total | ... | 42,638 | ,, | ,, |

The districtwise distribution of ambar charka is given in the following Table :

TABLE IX

Number of Ambar Charkas Distributed.

| | District | Number of ambar charkas distributed | Percentage to the total |
|---|---|---|---|
| 1 | Madras | ... | ... |
| 2 | Chingleput | 1,417 | 3 |
| 3 | North Arcot | 1,905 | 4 |
| 4 | South Arcot | 3,762 | 9 |
| 5 | Salem | 2,298 | 6 |
| 6 | Coimbatore | 12,939 | 30 |
| 7 | Madurai | 4,493 | 11 |
| 8 | Tiruchirapalli | 2,786 | 7 |
| 9 | Tanjore | 1,448 | 3 |
| 10 | Ramnathapuram | 2,491 | 6 |
| 11 | Tirunelveli | 7,006 | 16 |
| 12 | Kanyakumari | 2,093 | 5 |
| | | 42,638 | 100 |

According to the Report of the Ambar Charka Evaluation Committee only 26,026 charkas are in operation (1960-61). Thirty-nine percent of the charkas have become inactive.

10. After the achievement of political freedom Gandhi was asked :

"Now that we have got freedom do you still contend that we should spin and wear khadi "?

The following is the reply of Gandhiji: "This is a strange question. Nevertheless, it represents the condition of many people. Such persons evidently took to the spinning wheel and khadi merely mechanically and as one of the means of attaining freedom. These friends forget that freedom was not mere removal of the foreign yoke, though it was the first essential. Khadi represents and represented a way of life based on non-violence. Rightly or wrongly, it is my opinion that practical disappearance of khadi and non-violence shows that the main implication of khadi was not grasped by us during all these years. Hence, the tragedy we witness of fratricidal strife and the lawlessness on many sides. I have no doubt that spinning and weaving of khadi are more important than ever if we are to have freedom that is to be instinctively felt by the masses of the villagers of India. That is the kingdom of God on earth. Through khadi we were struggling to establish the supremacy of man in the place of supremacy of powerdriven machine over him. Through khadi we were striving for equality of all men and women in the place of the gross inequality to be witnessed today. We were striving to attain subservience of capital under labour in the place of the insolent triumph of capital over labour. Unless, therefore, all the efforts made during the past thirty years in India was a retrograde step, handspinning and all it implies must be prosecuted with much greater vigour and far greater intelligence than hitherto".

(Page 309 — Economic and Industrial Life and Relations Vol - II, by M. K. Gandhi )

## CHAPTER II

# KHADI PRODUCTION

The terms KHADDAR and KHADI are applied to fabrics woven on handlooms with handspun yarn under the authority of certified Producers. The Khadi and Village Industries Commission has certified the following bodies as khadi producers of Madras State.

1. The Madras State Khadi and Village Industries Board. established under the Madras Act 18 of 1959,
2. The Tamil Nad Sarvodaya Sangh, Tiruppur,
3. The Gandhi Ashram, Tiruchengode,
4. The Gandhigram, Madurai District,
5. The Madras City Khadi Development Co-operative Society Limited.

These institutions maintain accurate records of registered spinners, weavers, production, sales, etc. At the end of the Second Plan Period in 1960-61 the production of khadi can be accurately arrived at 485.59 lakhs of hanks or 2.43 million lbs. (on 20s basis) of yarn and 11.09 million square yards or 8.87 linear yards of khadi were produced in Madras State as shown below :—

TABLE X

**Quantity of Handspun Yarn & Khadi Produced in Madras in 1960–61**

| Name of the certified producer | Quantity of yarn produced (in lakhs of hanks) in 1960-61 | Production of khadi (lakhs of square yards) in 1960–61 |
|---|---|---|
| 1 State Board | 185.85 | 62.69 |
| 2 Tamil Nad Sarvodaya Sangh | 271.56 | 43.21 |
| 3 Gandhi Ashram | 22.78 | 3.80 |
| 4 Gandhi Gram | 1.59 | 0.63 |
| 5 City Khadi Development Society Limited | 3.81 | 0.59 |
| Total | 485.59 | 110.92 or 11.09 million square yards or 8.87 million yards. |

**Remarks:** One square yard is equal to 4/5 of a linear yard.

The All India Production of Khadi in 1960-61 is 59.11 million square yards. Madras produces 18.8 percent. The production of khadi and handloom cloth for All India and Madras is exhibited in the following Table.

TABLE XI

**(Production of Handloom Cloth and Khadi in 1960-61) (Million Linear Yards)**

| | Production of handloom cloth | Production of khadi | Percentage of khadi to handloom cloth |
|---|---|---|---|
| All India | 1828.0 | 47.29 | 2.5 |
| Madras | 464.18 | 8.87 | 1.9 |

The All India production of khadi in 1960-61 works out to 0.11 yards per head of population (i.e.) less than one eighth of a yard, while for Madras it is 0.26 (i.e,) a quarter of a yard. It will be seen that khadi has not made a significant contribution towards meeting the clothing requirements of consumers. The share of mill cloth, handloom cloth, powerloom cloth and khadi is given below :

| | |
|---|---|
| All India population ... | 439.235 millions |
| All India availability ... of cloth (all varieties) | 6512 million yards. |
| Availability per head. | 14.8 yards. |

The total deliveries of yarn for civil consumption by textile mills in Madras in 1960-61 were 6,13,631 bales of 400 lbs or 245.45 million pounds. The total production of handspun yarn is 2.43 million pounds (lbs) which is one percent of mill yarn production. Since 50 percent of mill yarn is sent outside the State, the proportion of handspun yarn produced to mill yarn retained is 2 percent.

2. Some uncertified producers are engaged in the production of "Spurious" or "Uncertified" khadi with mill yarn of low counts for warp and handspun yarn for weft. The yarn rejected by the Tamil Nad Sarvodaya Sangh and the State Board as sub-standard is purchased by these producers at 0-10 to 0-15 naya paise per hank, while the rate paid by the certified



TABLE XII

**Availability Mill, Handloom and Powerloom Cloth and Khadi in 1960–61 for Civil Consumption.**

| Variety of fabric | Quantity available for civil consumption (in 1960–61 in million yards) | Per head (yards) | Remarks |
|---|---|---|---|
| 1 Mill cloth | 4300* | 9.7 | * Delivered for civil consumption as furnished in the Monthly Statistical Bulletin for Indian Textile Industry for March 1961 (Table No.5) |
| 2 Handloom cloth | 1828 | 4.2 | |
| 3 Powerloom cloth | 337 | 0.8 | |
| 4 Khadi | 47 | 0.1 | |
| Total | 6512 | 14.8 | |

producers is 0-25 np. per hank. The cloth has the appearance of khadi but is much inferior and cheaper than genuine khadi. This cloth is produced mainly in Coimbatore and Ramnad Districts and the total production is estimated at 2.5 million yards per annum which works out to 28.2 percent of pure khadi. The quantity of handspun yarn that goes into the production of spurious khadi will be about 60 to 70 lakhs of hanks per annum. The Madras Khadi Control Order 1947 and the Madras Khadi Development Order 1949 sought to place restriction on the prodction of spurious khadi to ensure the purity of khadi supplied to the public. The Order was declared invalid by the Madras High Court in 1951 on a writ petition. In 1953, the Central Government circulated to all States a draft of a model Bill by name "The sale of khaddar Bill" to regulate the sale of Khaddar. This was later dropped. The production of uncertified khadi is detrimental to the development of pure khadi and the existence of a ready market for handspun yarn of sub-standard quality is an inducement to spinners to maximise the production of yarn without any consideration to strength and twist.

3. The khadi producing institutions supply slivers of cotton to the spinners who spin on traditional charkas and lint to Ambar spinners. The selling rates for lint in 1960-61 were as shown in Table XIII.

From 1962-63 the spinners are supplied lint at the following subsidized rates by both the producers.

| | |
|---|---|
| Karunganni | Rs. 1-25 per lb. |
| Cambodia | Rs. 1-60 per lb. |

If slivers are supplied a sum of Rs. 0-37 np. per lb. is added to the cost of lint as carding and slivering charges. Supply of lint or slivers to a spinner is treated as out-right sale.

TABLE XIII

**Price of Lint.**

| Variety of cotton | * In State Board Khadi centres | | In Tamil Nad Sarvodaya Sangh centres | |
|---|---|---|---|---|
| | Per kilo Rs. nP. | Per lb Rs. nP | Per kilo Rs. nP. | Per lb Rs. nP |
| 1 Karunganni (Ordinary) | 3 03 | 1 37 | 2 75 | 1 25 |
| 2 Tinny | 2 78 | 1 25 | ... | ... |
| 3 Cambodia and Karunganni (long staple) | 3 19 | 1 44 | 2 95 | 1 34 |

* Proceedings of the Director of Khadi No. 55037/A3/60 dated 18th January, 1961.

Yarn is purchased at 0-25 np. per hank, for traditional yarn and at 0-19 np. per hank for Ambar yarn. (The rate for Ambar yarn has been raised to 0-20 np. from 1962-63.) Ninety nine percent of the spinners are women. A perusal of the pass books of 5 spinners selected at random in two villages showed that the average monthly production was 62 hanks. The women attend to spinning in addition to their household duties. They take about 2 hours to spin one hank and the average daily production comes to 2 hanks. This shows that the spinners are able to devote about four hours daily for spinning. The income of a spinner

NOTE:– The price of cambodia has gone up to Rs. 1–67 per lb, but supplied to spinners @ 1–60 per lb.

who produces 2 hanks daily will be Rs. 9-41 per month as shown below :

**On the basis of 23s count :**

| | |
|---|---|
| Weight of 60 hanks of yarn (Average count 20s) | 3.00 lbs |
| Add wastage in spinning (3 percent) | 0.09 lbs |
| | 3.09 lbs |
| Cost of slivers at Rs. 1.81 per lb. (1.81 x 3.09) | 5 59 |
| Cost of yarn paid to the spinner at 0-25 Np. per hank. | 15 00 |
| Nett earnings as spinning wages (Rs. 15 minus Rs. 5.59 is equal to Rs. 9-41) | |

Provided a spinner devotes 4 hours daily for spinning for all the days in a month she can earn Rs. 0-31 np. daily in addition to attending the normal household work. If the average count is 16s the net income will be Rs. 8.21 per month (or 0-27 np. daily). The net income per hank is about 0-14 np. if the average count is 16s, 0-15 np. for 18s and 0-16 np. for 20s as shown below. If one spins for an hour daily the income will be one anna or 0-06 np. For whole-time spinners who put in 8 hours work daily, the income will be Rs. 15/- per month (Rs. 0-50 np. daily). This is the target set by Gandhiji in 1946. (The income from an Ambar charka is given separately).

Cost of lint at Rs. 1-81 per lb. including carding and slivering charges plus 3% wastage. Rs. 1-86

| | 16s | 18s | 20s | Remarks |
|---|---|---|---|---|
| 1. Cost of yarn (paid to spinners) | 4 00 | 4 50 | 5 00 | The net income is dependent on the price of cotton. If it goes up there will be a reduction in income. |
| 2. Less cost of raw materials | 1 86 | 1 86 | 1 86 | |
| 3. Net income per lb. of cotton | 2 14 | 2 64 | 3 14 | |
| 4. Net income per hank. | 0 13 3/8 or 0 14 | 0 14 2/3 or 0 15 | 0 15 7/10 or 0 16 | |

The number of spinners working on traditional charkas and the yarn produced by the spinners of State



Khadi Board, Tamilnad Sarvodaya Sangh and the Gandhi Ashram in 1960-61 are as follows:

TABLE XIV

Average Production of Handspun Yarn in 1960-61 by Traditional Spinners.

| Name of the Institution | Number of traditional spinners. | Quantity of yarn produced in 1960-61 (lakhs hanks) | Average production (in hanks per spinner) Per annum | Per month |
|---|---|---|---|---|
| 1 | 2 | 3 | 4 | 5 |
| 1 State Board | 2,82,382* | 114.54 | 41 | 3.5 |
| 2 Tamilnad Sarvodaya Sangh | 1,32,855 | 153.00 | 115 | 9.6 |
| 3 Gandi Ashram | 13,594 | 18.70 | 137 | 11.5 |

The figures in Column 5 relating to the average production of yarn per mensem show that a large number of spinners are only nominally on rolls but do not attend to spinning at all or work regularly. With the merging of the spinning centres under the extensive scheme with those of the intensive scheme in April 1961, the idle and inactive spinners were eliminated with the result that in 1961-62 there were only 83,344 spinners working under the Board. The average production per spinner in 1961-62 is given in the following Table:

TABLE XV

Average Production of Handspun Yarn in 1961-62 (Traditional Spinners)

| Name of the Producer | Number of spinners | Production of yarn (lakhs of hanks) | Average spinner (to the nearest hank) Per annum | Production per Per month |
|---|---|---|---|---|
| 1 | 2 | 3 | 4 | 5 |
| 1 State Board | 83,344 | 110.14 | 132 | 11 |
| 2 Tamilnad Sarvodaya Sangh | 1,36,027 | 160.23 | 118 | 10 |
| 3 Gandhi Ashram | 13,594 | 21.75 | 160 | 13 |

The average daily production is less than half a hank and the average time spent on spinning is less than an hour daily. The average *monthly* income ranges from Rs. 1-50 to Rs. 1-95.

The yarn purchased from the spinners is pooled and issued to weavers for weaving. If coloured goods are required, the yarn is dyed before issue to weavers.

* This number of spinners includes those in extensive scheme also with the result that the average out-turn per spinner is low.





The several stages in weaving are similar to mill yarn. Only fly shuttle looms are used for the production of khadi. The special features in weaving handspun yarn are:

1. The quantity of sizing material used is much more than for mill yarn as the average count is coarse.

2. The strength and twist of handspun yarn being inferior to those of mill yarn, there will be frequent breakages in the warp for which the weaver has to suspend weaving and rectify the defects.

3. The production of khadi per hour will therefore be much less than handloom cloth woven with mill yarn.

All utility varieties are produced. In addition to the production of sarees and other coloured goods with dyed yarn, the practice of dyeing and or printing grey pieces is also in vogue.

4. Though Ambar yarn is purchased from the spinners at 0–19 np, per hank (since raised to 0-20 np.) while arriving at the cost of production of khadi, the cost of grey yarn is computed at an uniform rate of 0-25 np. per hank. The following statement shows the cost of one pound of handspun yarn and mill yarn (1960-61):

| Count | Cost of handspun yarn per pound. Rs. | Ex-mill rate of mill yarn per lb. Rs. |
|---|---|---|
| 16s | 4 00 | 2 03 |
| 20s | 5 00 | 2 08 |
| 30s | 7 50 | 2 48 |
| 40s | 10 00 | 2 83 |

The disparity in the prices becomes more and more as the counts of yarn increases.

The varieties of khadi are broadly classified as coarse medium, fine and superfine, according to the average count of yarn used in weaving as shown below:-

| | |
|---|---|
| Coarse (or standard) | 17s and below |
| Medium | 18s to 20s |
| Fine | Above 20s to 26s |
| Superfine | 30s and above. |

The texture of the fabrics is defined by "kals" where one kal is equivalent to 240 ends. A fabric of 10 kals will have 2,400 ends in all. Generally in khadi the number of picks per inch is equal to the number of ends per inch. The quantity of yarn for a piece of cloth of 10 yards of plain weave is calculated on the basis of 6 hanks per kal plus one hank as wastage. The following Table will illustrate the position:

TABLE XVI

(Length of Cloth 10 Yards (Plain Weave)

Relationship of Texture of Khadi and Quantity of Yarn consumed.

| Number of Kals. | Quantity of yarn issued for weaving in hanks. |
|---|---|
| 9 | 55 |
| 10 | 61 |
| 11 | 67 |
| 12 | 73 |
| 13 | 79 |
| 14 | 85 |
| 15 | 91 |
| 16 | 97 |
| 17 | 103 |
| 18 | 109 |
| 20 | 121 and so on |

For lungis, kottadi designs, shirtings etc., the quantity of yarn used is greater. The Tamilnad Sarvodaya Sangh has published a "Handbook of Khadi costings" giving complete details regarding construction, cost price and sale price of all varieties of khadi.

The price of dyed yarn is now calculated as follows:

| | |
|---|---|
| Light shades | ... Rs. 0-30 per hank |
| Dark shades | ... Rs. 0-37 ,, |
| Vat Black | ... Rs. 0-45 ,, |

The weaving wages per yard were originally fixed for each variety with reference to the width and texture. This has been modified and the wages are now calculated on the basis of yarn consumed. The minimum wage per hank is Rs. 0-10 or Re. 1-00 per knot of 10 hanks. The revised procedure came into effect from February 1962.

The following Table shows the cost of production of certain varieties of khadi as given in the "Handbook of khadi costings":

TABLE XVII

(Cost of Production for 10 years of Khadi (Plain)

| Variety of cloth. | Width | Number of kals. | Per inch No. of ends. | Per inch No. of picks. | Count of yarn. | Quantity of yarn (hanks) | Cost of yarn. | Weaving wage. | Bleaching charges. | Cost of production. |
|---|---|---|---|---|---|---|---|---|---|---|
| 1 | 2 | 3 | 4 | 5 | 6 | 7 | 8 | 9 | 10 | 11 |
| White | 50 | 9 | 44 | 44 | 16s | 55 | 13 75 | 4 40 | 0 37 | 18 52 |
| " | 45 | 8 | 42 | 42 | 15s | 49 | 12 25 | 3 70 | 0 37 | 16 32 |
| " | 50 | 10½ | 50 | 50 | 20s | 64 | 16 00 | 6 20 | 0 37 | 22 57 |
| " | 45 | 9½ | 50 | 50 | 20s | 58 | 14 50 | 5 00 | 0 37 | 19 87 |
| " | 36 | 7 | 46 | 46 | 19s | 42 | 10 50 | 3 60 | 0 37 | 14 47 |
| " | 54 | 13 | 57 | 57 | 29s | 79 | 19 75 | 9 40 | 0 37 | 29 52 |
| " | 54 | 20 | 88 | 88 | 64s | 121 | 30 25 | 20 00 | 0 37 | 50 62 |
| " | 54 | 16 | 70 | 70 | 40s | 97 | 24 25 | 14 40 | 0 37 | 39 02 |
| " | 50 | 15 | 72 | 72 | 40s | 91 | 22 75 | 12 50 | 0 37 | 35 62 |
| Colour | 50 | 9 | 44 | 44 | 16s | 55 | 15 40 | 5 00 | ... | 20 40 |
| Colour | 36 | 7 | 46 | 46 | 19s | 42 | 11 76 | 4 20 | ... | 15 96 |
| Colour Shirtings | 45 | 9 | 48 | 48 | 20s | 57* | 16 11 | 5 00 | ... | 21 11 |

* Colour 52 hanks White 5 hanks.

The cost of production of handloom cloth of comparable varieties is given below:-

TABLE XVIII

(Cost of Production of Handloom Cloth for 10 Yards)

| White or colour (Variety) | Width. | Ends per inch. | Picks per inch. | Count of yarn. | Quantity of yarn (hanks) | Cost of yarn. | Gross weaving wage. | Bleaching charges. | Cost of production. | Cost of production adjusted to the specification for the corresponding variety of Khadi |
|---|---|---|---|---|---|---|---|---|---|---|
| 1 | 2 | 3 | 4 | 5 | 6 | 7 | 8 | 9 | 10 | 11 |
| White | 50 | 52 | 52 | 20s | 67 | 8 18 | 3 40 | 0 37 | 11 95 | 11 49 (50"/ 50 x 50) |
| " | 46 | 44 | 44 | 20s | 53 | 5 46 | 1 95 | 0 37 | 7 78 | 8 65 (45"/ 50 x 50) |
| " | 46 | 52 | 52 | 30s | 63 | 6 45 | 3 08 | 0 37 | 9 90 | 12 74 (54"/ 57 x 57) |
| " | 54 | 62 | 62 | 40s | 85 | 5 98 | 3 35 | 0 37 | 9 70 | 10 95 (54"/ 70 x 70) |
| " | 52 | 72 | 88 | 60s | 106 | 7 99 | 5 91 | 0 37 | 14 27 | 16 30 (54"/ 88 x 88) |
| Colour | 44 | 48 | 44 | 26s | 55 | 4 98 | 2 07 | ... | 7 05 | 5 77 (36"/ 46 x 46) |



With reference to the Tables XVII and XVIII the cost of production of khadi and handloom cloth of similar counts and texture will be as follows :

TABLE XIX

Cost of Khadi and Handloom Cloth compared (for 10 Yards)

| Specifications of the cloth: Counts | Ends | Picks | Width. | Cost of production of Khadi for 10 yards. Rs. np. | Cost of production of handloom cloth for 10 yards. Rs np. | Percentage of col. 2 to col. 3. |
|---|---|---|---|---|---|---|
| 20s | 50 | 50 | 50 | 22 57 | 11 49 | 196 |
| 20s | 50 | 50 | 45 | 19 87 | 8 65 | 230 |
| 30s | 57 | 57 | 54 | 29 52 | 12 74 | 232 |
| 40s | 70 | 70 | 50 | 39 02 | 10 95 | 356 |
| 64s/60s (kh)/(hl) | 88 | 88 | 54 | 50 62 | 16 30 | 310 |
| 16s/26s (kh)/(hl) | 46 | 46 | 36 | 15 96 | 5 77 | 177 |
| | | | | | Average | 267 |

The cost of production of khadi is about two to three and a half times the cost of handloom cloth. The price of khadi can never compare favourably with that of handloom cloth woven with mill yarn as the price of handspun yarn is 200 to 300 percent of cost of mill yarn and the weaving wage for khadi is 200 percent of the wages paid for handloom cloth. Both in regard to mill yarn and handspun yarn the weaving wage is in direct proportion to the quantity of yarn consumed. For khadi the minimum is 0–10 nP. per hank of yarn consumed while for handloom cloth the weaving wages upto 40 counts do not exceed 0-05 nP. per hank. On the basis of the minimum 0-10 nP. per hank for handspun yarn and 0-05 nP. per hank for handloom cloth the comparative cost of khadi and handloom cloth for one lb. of yarn is given below :—

TABLE XX

Cost of production of khadi and handloom cloth
(For one pound of yarn consumed in weaving)

| Count | Khadi: Cost of yarn | Khadi: Wages | Khadi: Cost of production | Handloom Cloth: Cost of yarn | Handloom Cloth: Wages | Handloom Cloth: Cost of production | Percentage of cost of khadi to handloom cloth | Remarks |
|---|---|---|---|---|---|---|---|---|
| 20s | 5 00 | 2 00 | 7 00 | 2 33 | 1 00 | 3 33 | 210 | The retail price of mill yarn is taken as 12% over the Exmill rate |
| 30s | 7 50 | 3 00 | 10 50 | 2 78 | 1 50 | 4 28 | 245 | |
| 40s | 10 00 | 4 00 | 14 00 | 3 17 | 2 00 | 5 17 | 271 | |

From the above Table it will be seen that the cost of khadi will be 2 to 2½ times the cost of handloom cloth. A coarse khadi cloth of 16s count produced out of one lb. of yarn will cost Rs. 5-60 which is 168 percent of the cost of handloom cloth of 20s count. Handloom cloth is costlier than mill cloth. The price difference between khadi and handloom cloth plus 11% will be the difference in price between khadi and mill cloth. In view of the low comparative cost or cheapness, khadi can hope to compete with handloom cloth and mill cloth only if it is heavily subsidized. The khadi and Village Industries Commission in its Annual Report for 1960-61 has observed "Marketing of khadi has always been a problem". Apart from habitual khadi wearers, others make purchases of khadi only occasionally when a special additional rebate is allowed for Gandhi Jayanthi and Deepavali. The market for commercial khadi is therefore limited. The opinion of the T.N.S.S. regarding the rebate is as follows : "The rebate system at the sales end has no educative value at all. It calls the Public into a rebate mood. The more they wait for purchases, the more they feel they will get rebate ! The more rebate you give, the more is the tendency to depend on it increased in the case of institutions. This eliminates the organisational initiative, drive and vision, that is needed for an ever expanding market". "The rebate on Ambar khadi is self-sustainable as the price of ambar khadi is also fixed at that of traditional khadi and hence the extra margin can be utilised for meeting the rebate". (P. 62 — A Handbook of Khadi costing).

5. In 1961-62, the Khadi and Village Industries Commission evolved the "naya morh" programme the object of which is an integrated development of khadi and village industries. Addressing the conference of Development Commissioners held in Hyderabad in July 1961, Sri. A.W. Sahasrabudhe, Member-in-charge of the Integrated Development Programme of the Khadi and Village Industries Commission made it clear that "in the implementation of the scheme the people should realise their several responsibilities and duties and *production should be for consumption*". (Page 2/ Jagriti dated 3-8-61). If in accordance with this programme spinning is done for consumption the problem of marketing of khadi referred to by the Khadi and Village Industries Commission will not arise. The Price Fixation Committee appointed by the All India Khadi and Village Industries Board in 1956-57 has stated that "the basic objective of Khadi programme is that khadi should be consumed where it is produced and produced where it is consumed." (Page 168. Annual Report for 1956-57 of the Khadi and Village Industries Board). The linking of a group of spinners

to a particular weaver and subsidizing weaving wages in the initial stages will encourage the production of khadi for consumption.

6. All the producers of Khadi, issue yarn in hank form to the weavers for conversion into cloth. Out of the gross weaving wages received, the weavers have to incur expenditure for the following preparatory processes:

1. Bobbin winding and warping.
2. Sizing, Dressing.
3. Piecing.
4. Pirn winding.

The production centres do not have any details of the expenditure incurred by weavers for the above processes. The following details were directly collected from weavers:

| Preparatory processes. | 5 kals Rs. nP. | 13 kals Rs. nP |
|---|---|---|
| Bobbin winding | 0 25 | 0 62 |
| Warping | 0 10 | 0 25 |
| Sizing | 0 62 | 1 69 |
| Piecing | 0 31 | 0 62 |
| Total | 1 28 | 3 18 |

Note: Pirn winding is done by the members of the family.

If piecing also is done by the weavers family the expenditure that a weaver has to incur is Rs. 0-97 in the case of 5 kals fabrics and Rs. 2-56 in regard to 13 kals piece. On the basis of the gross wage prevailing in 1960-61 the net income of the weaver will be as follows:

| **For 1 piece of 10 yards.** | 5 kals Rs. | nP. | 13 kals Rs. | nP. |
|---|---|---|---|---|
| Gross wages. | 3 | 10 | 10 | 00 |
| Expenditure for preparatory processes. | 0 | 97 | 2 | 56 |
| Net income | 2 | 13 | 7 | 44 |
| Percentage of net income to gross wages | 69 | 00 | 74 | 00 |

Provided a weaver himself attends to piecing or warp joining and pirn winding of weft yarn, his net income will be about 70 percent of what is paid to him by the producing institutions.

7. Ambar spinners take lint from the centres and get it carded on their own responsibility. The carding charges vary from 0-20 nP. to 0-25 nP. per lb. of lint. The wastage in carding and spinning is about 5 percent; while the average count is 24s, the maximum count is 40s. The following Table shows the net income per hank of yarn for various counts taking the cost of lint as Rs. 1.44 per lb and carding charges at 0.22 nP. per lb.

TABLE XXI

Net Income per hank of Yarn.

| Count | Cost of yarn at 0-19. np. per hank (per lb. of lint) | Cost of lint per lb. (includes wastage 5%) | Income per lb. of lint spun. | Income per hank col. 4/1 | Remarks |
|---|---|---|---|---|---|
| 1 | 2 | 3 | 4 | 5 | |
| | Rs. np. | Rs. np. | Rs. np. | Rs. np. | |
| 20s | 3 80 | 1 74 | 2 06 | 0 10¼ | If the cost of lint is lower as in Trichengode the income will be higher. |
| 24s | 4 56 | 1 74 | 2 82 | 0 11¾ | |
| 25s | 4 75 | 1 74 | 3 01 | 0 12 | |
| 30s | 5 70 | 1 74 | 3 96 | 0 13 | |
| 35s | 6 65 | 1 74 | 4 91 | 0 14 | |
| 40s | 7 60 | 1 74 | 5 86 | 0 14½ | |

It will be seen from the above Table that the finer the count of yarn, the higher the income. The average income per hank may be taken as 0-12 np.

The average income of a spinner in 1960-61 and 1961-62 is given below:



Preparation of a warp from Handspun Yarn.



Weaving of Khadi.

TABLE XXII (a) (in 1960–61)

(Average Income of Ambar Spinner)

| Name of the Institute. | Number of ambar spinners. | Quantity of ambar yarn produced | Average production per spinner | | Average monthly income at 0-12 np. per hank. |
|---|---|---|---|---|---|
| | | | per annum | per month. | Rs. np. |
| 1 State Board | 20,266 | 71,31,000 | 352 | 29 | 3 48 |
| 2 Tamilnad Sarvodaya Sangh. | 10,205 | 118,55,570 | 1162 | 97 | 11 64 |
| 3 Gandhi Ashram | 664 | 4,08,008 | 614 | 51 | 6 12 |

TABLE XXII (b) (in 1960–61)

Average Income of Ambar Spinner

| | | | | | |
|---|---|---|---|---|---|
| 1 State Board | 18,992 | 54,24,000 | 286 | 24 | 2 88 |
| 2 Tamilnad Sarvodaya Sangh. | 12,973 | 130,68,000 | 1007 | 84 | 10 08 |
| 3 Gandhi Ashram | 761 | 5,99,000 | 787 | 66 | 7 92 |

From the above figures it may be seen that the State Board has to intensify its efforts to raise the average output per spinner.

# CHAPTER III

# KHADI PRODUCERS

## SECTION A

**Madras Government Khadi Scheme**

Madras is the only State in which the State Government treated khadi as one of its activities. But on 15-9-1960 the work was transferred to the newly formed Khadi and Village Industries Board.

2. The Congress Ministry assumed power in 1946 with Sri T. Prakasam as the Chief Minister in Madras. The State Government selected 27 firkas for the development of cottage Industries and general rural reconstruction work of which intensive khadi work was made an integral. Before implementing the khadi scheme, they decided to get Gandhiji's approval and deputed the Provincial Textile Comissioner to explain the Scheme. Plans for post-war development including the expansion of the textile mill industry was under consideration. Apparently the Government felt that the prior approval of Gandhiji, would enhance the value of the scheme. His view on the subject can be seen in the answers to questions put to him, in 1939.

Q. "Can we harmonize cloth-mill activity with handloom production"?

A "So far I know, my answer is an emphatic 'No'. All cloth we need can easily be produced in the villages.

Q "But the number of mills is increasing"

A "That is a misfortune"

Q "But it is one of the things that the Planning Commission has set itself to do.

Gandhiji: "It is news to me. In that case Congress will have to scrap its resolution on khadi".(*)

The Provincial Textile Commissioner held discussions with Gandhiji in August-September 1946. In October 1946, he (Gandhiji) wrote in "Harijan" as follows:

"If mills flourish, khadhí must die. It might still function as a supplementary occupation for the relief of the poor, but for that, you do not need a big Organisation like the Charka Sangh". *

(*) Page 137, Economic and Industrial Life and Relations. Volume II.

"Consistently with these views, he asked for an assurance that no more textile mills would be erected. And he warned the Congress Ministers that their khadi scheme would be an eyewash if at the same time they went on planting fresh textile mills in their Provinces". † Gandhiji gave his approval to the khadi scheme of the Madras Government subject to the following further two conditions:

i. The scheme should be tried first in a few compact areas.

ii. And that it should be run under the guidance of the only expert body, namely the All India Spinners' Association.

3. Gandhji's advice to the Madras Government is given below:

"All credit to the Madras Government for being the first in the field, among the Provincial Ministries, to put forward a definite scheme for the reconstruction of our sadly neglected villages including, as the most vital and fundamental part of it, a large-scale scheme for the development of Khadi. I appreciate the completely sincere faith in khadi which has prompted the Madras Government to offer their resources on such an unprecedented scale, for the rapid development of khadi, but I am afraid they have not realised that the conditions necessary for securing the success of such a large scale venture do not exist now, and that they have yet to be created by extensive propaganda by all genuine lovers of khadi, including the Provincial Ministers and Members of the Provincial Legislature. I am quite clear in my own mind that it would be extremely unwise to force the pace in regard to a matter like khadi, until such propaganda has been carried on and has borne fruit in the form of a strong public demand from the villagers themselves, thus guaranteeing not merely an immediate apparent success of the scheme but lasting benefit from large-scale expenditure of the money and energy such as is involved in the Madras Government's Scheme. The Madras Government have under-estimated the difficulties of securing enduring

* Page 139, Economic and Industrial Life and Relations.

† Page 216, Mahatma-Vol. VII, by Tendulkar.



success in a field, steady progress in which has not been found too easy even by the experts in that field, namely the All India Spinners' Association. I am naturally most anxious that we should not embark upon any Khadi Scheme about the success of which we cannot be reasonably confident. If we try to move too fast, I have no doubt that we shall fall, and fall badly, and such failure will not only reflect discredit on the Government. which has embarked upon such a venture without sufficient consideration, but will also indirectly do very great harm to khadi work in general. It is therefore, necessary, especially as expenditure of funds allotted from Provincial Revenues is involved, that we should be very careful before undertaking the work on a large scale".

(2) "I would accordingly advise the Madras Government to be guided in this matter by the only expert body in India which can claim intimate and long experience of khadi work, namely, the All India Spinners' Association. Subject to my approval, the Association will select some very few compact groups of villages in which khadi has made some progress already, and which will, therefore be a hopeful field for intensive work of the kind contemplated by the Madras Government. The khadi work in these areas should be done in accordance with a plan prepared by the Association, which the Madras Government should announce after finalising it in consultation with the Association. The plan will provide for allotment of necessary funds by the Government, and also for the appointment, by them, of the necessary wholetime staff in consultation with the Association. The Staff so appointed will execute the scheme under the instructions and guidance of the Association.

If, as we all hope, this modest scheme succeeds, I shall gladly support proposals for its extension with any modifications suggested by our experience of its actual working, to other and larger areas.

(3) "I am requesting Shri Jajuji to prepare immediately, a scheme on the lines indicated above, in consultation with the Provincial Textile Commissioner, Madras, who will be meeting him at Sewagram for the purpose, on his way back to Madras. I shall ask Shri Jajuji to forward the scheme to Shri Prakasam after I have approved it.

(4) "I not only agree, but I am most anxious, that in these areas selected for the khadi work, all other items of rural reconstruction as envisaged in Shri Prakasam's Note dated 22-5-46, should also be tried simultaneously.

(5) "I do not feel called upon to say anything against any proposal of the Madras Government to try, on as large a scale as they like, all items of rural reconstruction other than khadi work."

4. The scheme of Khadi development consisted of two parts–intensive and extensive. The intensive part of the scheme was confined to three areas in the present Madras State while the extensive part of the scheme was designed, to create a proper atmosphere for the extension of the intensive part of the scheme to new areas in course of time. A copy of the Press note issued by the Madras Government on the Khadi Scheme is given in Annexure–I.

The Government took over the centres for intensive khadi work from the All India Spinners' Association (now Tamil Nad Sarvodaya Sangh) and the work was carried on under its guidance till the end of 1949, when it withdrew its support on account of the following ideological differences. The Tamilnad Sarvodaya Sangh desired that (i) Khadi production in the scheme areas should be for consumption and not for sale and (ii) that mill cloth and hand-cloth should be banned from entering the scheme areas. As Government could not accept the above proposals they parted company.

5. The khadi Scheme was originally under the Control of the Provincial Textile Commissioner. In May 1948, the work was transferred to the Provincial Firka Development Officer, who was later designated as the Director of Rural Welfare. Later still, the Joint Development Commissioner took the place of the Director of Rural Welfare who was assisted by a Special Officer. The Khadi Department with the Director of Khadi at its head was set up in 1956, and this department came under the control of the State Khadi and Village Industries Board with effect from 15-9-1960. The set up of the khadi department at the end of the year 1960-61 is best illustrated by the following diagram.

Khadi and Village Industries Board
|
Director of Khadi (Madras)
|
Three Regional Khadi Officers
|
Eleven District Khadi Officers
|
Twenty-one Centre Khadi Officers
|
Centre Manager for each Production centre, whether main or sub centre.

The production centres are thus linked with the Board through a chain of Officials. There are now 21 intensive khadi centres for cotton.

6. The following Statement shows the production of yarn on traditional charkas during the Second Plan Period and in the First year of the Third Plan Period. The number of spinners upto 1960-61 includes those in extensive scheme also. (the Khadi Department was unable to give figures separately for the intensive and extensive parts of the scheme).

TABLE XXIII

Production of Traditional yarn by the State Board Centres

| Year | Number of traditional spinners. | Quantity of hand-spun yarn produced on traditional charkas (Lakhs of hanks) | Average production | | Average income per spinner at 0-15 np. per hank | |
|---|---|---|---|---|---|---|
| | | | Per annum (to the nearest hanks) | Per month | Per annum | Per month |
| 1 | 2 | 3 | 4 | 5 | 6 | 7 |
| | | | | | Rs.np. | Rs.np. |
| 56-57 | 65,892 | 123.16 | 187 | 15.6 | 28 05 | 2 34 |
| 57-58 | 73,658 | 125.54 | 170 | 14.2 | 25 50 | 2 13 |
| 58-59 | 206,133 | 259.70 | 126 | 10.5 | 18 90 | 1 58 |
| 59-60 | 247,270 | 299.50 | 121 | 10.1 | 18 15 | 1 51 |
| 60-61 | 282,382 | 114.54 | 41 | 3.4 | 6 15 | 0 51 |
| 61-62 | 83,344 | 110.14 | 132 | 11.0 | 19 80 | 1 65 |

From the above table it may be seen that the average production per spinner has declined year after year during the 2nd Plan period. The average out-turn per spinner which was 187 hanks in 1956-57 came down to 41 hanks in 1960-61. In 1961-62 all idle spinners were eliminated by the spinning centres under the extensive scheme and the average production per spinner was increased to 132 hanks.

The average monthly income from spinning ranges from Rs. 0-51 to Rs. 2-34 per spinner. On the basis of 25 to 26 working days, the maximum average daily income was 0-09 np.

7. Unlike yarn, Khadi production presents comparatively a brighter picture as shown in Table XXIV though a fall was recorded in the number of looms after 1959-60.

After a drop in production in 1958-59, there has been a progressive increase in the output per loom in the following years. The average production per loom in 1960-61 was 4.4 square yards or 3½ yards (linear) while in 1961-62 it was 5.2 square yards (4¼ linear yards).



TABLE XXIV

Average Daily Production of Khadi.

| Year | Number of looms | Production of khadi in square yards (lakhs) | Average production per annum per loom in square yards | Average production per month per loom in square yards | Average daily production on the basis of 25 working days per month in square yards. |
|---|---|---|---|---|---|
| 1 | 2 | 3 | 4 | 5 | 6 |
| 56-57 | 2,432 | 30.29 | 1,245 | 103.8 | 4.2 |
| 57-58 | 2,747 | 30.71 | 1,118 | 93.2 | 3.7 |
| 58-59 | 4,732 | 38.25 | 808 | 67.3 | 2.7 |
| 59-60 | 5,968 | 53.34 | 894 | 74.5 | 3.0 |
| 60-61 | 4,775 | 62.69 | 1,313 | 109.4 | 4.4 |
| 61-62 | 3,334 | 52.31 | 1,569 | 130.8 | 5.2 |

Though the weaving wages for khadi are not less than twice those for mill yarn, the average monthly gross income per loom varied from Rs. 30 to Rs. 58 during the 6 years from 1956-57 to 1962. The net income would have been Rs. 21 to Rs. 42. The following Table shows the number of looms, wages paid and average gross income per loom in the Government/State Khadi Board Centres.

TABLE XXV

Average Gross Income per Loom

| Year | Number of looms. | Gross wages paid Rs. | Average gross income per loom. | |
|---|---|---|---|---|
| | | | Per annum (Rs.) | Per month. |
| | | | | Rs. np. |
| 56-57 | 2,432 | 11,30,436 | 465 | 38 75 |
| 57-58 | 2,747 | 11,48,067 | 418 | 34 83 |
| 58-59 | 4,732 | 17,09,180 | 361 | 30 08 |
| 59-60 | 5,968 | 28,37,733 | 475 | 39 58 |
| 1961 | 3,762 | 21,70,881 | 577 | 48 08 |
| 1962 | 4,208 | 29,02,295 | 690 | 57 50 |

8. The Ambar Charka scheme has been in operation from 1956-57, when the number of spinners was 241. At the end of the Second Plan period there were 20,266 spinners. In 1961-62, however, the number



was reduced to 18,992. The following Table shows the progress of the ambar scheme from 1956-57 onwards:

TABLE XXVI

Average Production of Yarn in Ambar Charkas.

| Year | Number of ambar spinners | Quantity of yarn produced (in lakhs of hanks) | Average production per spinner per | |
|---|---|---|---|---|
| | | | annum (hanks) | month (hanks) |
| 1956-57 | 241 | 0.62 | 257 | 21.4 |
| 1957-58 | 2,147 | 5.81 | 271 | 22.6 |
| 1958-59 | 7,176 | 32.36 | 451 | 37.6 |
| 1959-60 | 18,559 | 64.77 | 349 | 29.1 |
| 1960-61 | 20,266 | 71.31 | 352 | 29.3 |
| 1961-62 | 18,992 | 54.24 | 286 | 23.8 |

On the basis of 25 working days the average daily production per spinner is 0.8 to 1.5 hanks, while the out-turn for a full day of 8 hours is 8 hanks. It is therefore, obvious that the Ambar Charkas also are operated only during spare time and the average time spent does not exceed 1½ hours daily.

Upto 1960-61, the total number of ambar charkas distributed was 29,405 of which the number in operation was 16,680 while the number of ambar spinners was 20,266. On the basis af active charkas, the average monthly production per charka is 35.6 or 36 hanks which is about 1½ hanks per day on the basis of 25 working days, and 1¼ hanks on the basis of 30 working days. The average monthly income for each ambar charka in operation is Rs. 4.32.

A co-operative society in Vanjipalayam an important khadi centre has been formed for the spinners and weavers. The following Table shows the number of spinners and the quantity of yarn delivered in the centre from April to July 1961:

TABLE XXVII

Deliveries of Yarn in Vanjipalayam Centre.

| Month | Number of registered spinners. | No. of spinners who delivered yarn. | Quantity of yarn delivered in hanks. |
|---|---|---|---|
| 1 | 2 | 3 | 4 |
| April 61 | 179 | 79 | 6,917 |
| May 61 | 179 | 87 | 6,854 |
| June 61 | 179 | 84 | 8,266 |
| July 61 | 179 | 83 | 8,405 |
| Average | 179 | 83 | 7,611 |

Nearly 54 percent of the spinners were inactive. The average monthly production is 92 hanks or 3 hanks daily and the daily income is 0-37 nP. or 6 annas. In other words, the charkas are operated daily for three hours on an average, in this centre.

The norm for an Ambar charka being 900 hanks per annum, the output of yarn in all the Government centres in 1960-61 could have been produced on 7,923 charkas. Taking into account the above unsatisfactory performance the Ambar Charka Evaluation Committee appointed by the Madras State Khadi and Village Industries Board has observed as follows:

"The already large number of inactive ambars..... point out that the principal task will have to be the consolidation of the position in the dlstrict and intensification of the work in the areas already covered by them and strict limitation of the expansion of the activities to most favourable areas..... The Gandhi Ashram by keeping all of its distributed Ambars active has demonstrated the extent of the effective role that can be played by small institutions in such a programme. There is a dire need for such institutions. We, therefore, recommend that encouragement and facilities should be provided for the growth of small new institutions in large numbers and the future expansion of work should be entrusted to them so that better and sustained results can be achieved..... In the interest of both the consolidation and intensification of work and future development programme in the State we are of the view that the major institutions should, in the first instance, decentralise their activities to the district level. The khadi Evaluation Committee has recommended the decentralisation of activities by big institutions. The Khadi and Village Industries Commission as a part of implementation of the recommendation has already advised all the big institutions in the country to act upon it. To maintain and sustain the tremendous pace of expansion set in the last two years in the State the sooner it is done the better.....". *

9. Among the several districts khadi has made appreciable progress in Coimbatore District. Of the total number of traditional spinners, 36.6% in 1960-61 and 40% in 1961-62 were in Coimbatore District. The percentages of Ambar spinners are 22.7 and 30 percent. The districtwise break up for spinners in the Government centres in 1960-61 and 1961-62 is given in Table XXVIII.

10. It will be appropriate at this stage to refer to the role of the Madras State Khadi and Village Industries

* Pages 18-20 of the Report.

TABLE XXVIII

District wise Spinners in the Government Khadi Centres

| District | Spinners in 1960-61 | | | Spinners in 1961-62 | | |
|---|---|---|---|---|---|---|
| | Ambar | Traditional | Total | Ambar | Traditional | Total |
| 1 | 2 | 3 | 4 | 5 | 6 | 7 |
| 1 Chingleput | 500 | 296 | 796 | 220 | 538 | 758 |
| 2 North Arcot | 300 | 34 | 334 | 450 | ... | 450 |
| 3 South Arcot | 320 | 2,704 | 3,024 | 850 | 40 | 890 |
| 4 Salem | 1,972 | 2,696 | 4,668 | 792 | 384 | 1,176 |
| 5 Coimbatore | 4,600 | 1,03,480 | 1,08,080 | 5,736 | 33,620 | 39,356 |
| 6 Madurai | 416 | 1,000 | 1,416 | 1,740 | 2,690 | 4,430 |
| 7 Tiruchirapalli | 4,234 | 55,432 | 59,666 | 2,276 | 15,484 | 17,760 |
| 8 Thanjavur | ... | ... | ... | ... | 1,136 | 1,136 |
| 9 Ramanathapuram | 2,044 | 16,184 | 18,228 | 846 | 6,330 | 7,176 |
| 10 Tirunelveli | 4,712 | 24,556 | 29,268 | 4,392 | 6,776 | 11,168 |
| 11 Kanyakumari | 1,168 | 76,000 | 77,168 | 1,690 | 16,346 | 18,036 |
| Total | 20,266 | 2,82,382 | 3,02,648 | 18,992 | 83,344 | 1,02,336 |

Board in khadi work. In the Annual Reports of the Khadi and Village Industries Commission for 1957-58 and 1960-61 the role of the State Boards has been mentioned in detail. In short the "State Boards are to act as effective agencies of the Khadi and Village Industries Commission at the State level, and take over from it the responsibility for the implementation of these development programmes in their respective states". In other words the State Boards are not expected to run production centres themselves but assist and co-ordinate the activities of the agencies engaged in the work. In the conference convened by the Khadi and Village Industries Commission in August 1958, the recommendations of which were accepted by the Commission, the following decisions were taken.

1. The Khadi and Village Industries Commission should implement its development programmes through the Statutory Boards and disburse funds to them for the purpose. In co-operation with the State Boards it should create such conditions in which these institutions (Registered khadi producers) could be brought within the jurisdiction of the respective statutory Boards,
2. It is necessary particularly to promote the formation of co-operative societies for artisans.
3. Statutory State Boards shall co-ordinate the activities in the Block Development areas and of co-operative societies and *Registered institutions* in the State.
4. That federations of Small Institutions of co-operatives or of registered institutions may be formed.

From the above it is clear that the State Khadi and Village Industries Board is to act as a co-ordinating authority in respect of all khadi producing institutions and not be a producer of khadi in competition with other producers. It is, however, seen that the conference has resolved that "Where State Boards/State Government implement Commission's scheme directly they must arrange to meet their losses as the risk in running them is exclusively theirs". Though the resolution envisages the possibility of the State Boards directly undertaking production activities it is obvious that they should do so only for a limited period till



other permanent arrangements are made. A co-ordinating authority cannot ordinarily take up an activity as a competitor of its constituents.

11. The Madras State Khadi and Village Industries Board was established on 1-4-1960 and the khadi production centres were transferred to the control of the Board with effect from 15-9-1960. The Madras State Board which has to co-ordinate the activities of producers like the Tamilnad Sarvodaya Sangh, Gandhi Ashram, Gandhigram etc., is actually running production centres in competition with these institutions. It cannot be denied that there is a feeling among these producers and that the State Board with the prestige of the Government behind it, has got more opportunities as a producer and that it is unfair on the part o- the State Board to run production centres itselff Taking into account all these facts it would be feasible. to start a State Khadi Society similar to the Madras State Handloom Weavers' Co-operative Society, and to transfer all the production centres to that body. Simultaneously steps may be taken to form co-operative societies for spinners and weavers-and as and when such co-operatives are formed the production activities may be transferred to these co-operatives.

12. In this connection mention may be made of the Vanjipalayam Spinners' and Weavers' Co-operative Society. A note on its working sent by the Director of Khadi is given below:

"The Government in their G. O. Ms. No. 1058, Food and Agriculture dated 18-3 1960, sanctioned the opening of a Khadi Co-operative Society at Perumanallur in Coimbatore District. The society could not be formed in that place and hence it was decided to organise a khadi Co-operative society at Vanjipalayam, also in Coimbatore District on the same pattern of the society sanctioned for Perumanallur.

The Vanjipalayam Khadi Spinners' and Weavers' Co-operative Society was registered on 1-12-1961 and it started functioning from 27-4-62 with 414 Kisan spinners and 100 ambar spinners. Its area of operation extended to 9 villages within a distance of less than 6 miles, from the headquarters. The authorised share capital of the society was Rs. 10,000/- made up of 750 A Class shares of Rs. 10/- each, and 500 B Class shares of Rs. 5/- each. The number of Members at the time of starting the society was 26 and the paid up share capital was Rs. 5,663-83 np. Both weavers and spinners are members.

The society has not borrowed any loans so far but it has since submitted its application for a working capital loan of Rs. 40,000/- The loan application has also been forwarded to the Khadi and Village Industries Commission, through the State Khadi and Village Industries Board.

The society has a liability of Rs. 53, 149-07 as against an asset of Rs. 53, 937-02 np. made up of customer's account, outstandings from members rebate due from Khadi and Village Industries Commission, thrift deposit and value of stocks.

The following figures indicate the position of the Vanjipalayam Khadi spinners' and Weavers' Co-operative Society as on 31-12-1962, regarding number of members, spinners, weavers and production.

| | |
|---|---|
| Members | ... 562 |
| Spinners | ... 536 |
| Weavers | ... 26 |
| Kisan hanks produced | ... 64,695 |
| Ambar hanks produced | ... 18,294 |
| Average wages paid. | ... Rs. 2000/- per mensem |
| Cloth produced | ... 27,036. 4 yards |
| of the value of | ... Rs. 91,671. 00 np. |

About 300 khadi looms are working within the area of operation of the society but only 43 looms are operated by the Society. The Society is making efforts to enroll more weavers.

Under by-law 19 (a), 7 persons were nominated as Directors for a period of one year from 27-4-1962. The term of the above directors have since been extended for a further period of one year".

An analysis of the above figures shows:-

| | |
|---|---|
| Number of Ambar spinners | ... 100 |
| Ambar yarn produced in 8 months. | ... 18,294 hanks |
| Average monthly out-turn per spinner per month. | ... 23 hanks |
| Average monthly income per Ambar spinner (23x0.12) | ... Rs. 2.76 |
| Number of Traditional Spinners | ... 436 |
| Production of Traditional yarn | ... 64,695 hanks |
| Average out-turn per spinner per month. | ... 18 hanks |

| | |
|---|---|
| Average income per spinner | ... 2.70 |
| Number of weavers | ... 26 |
| Quantity of cloth produced | ... 27,036 yards. |
| Average production per weaver per month. | ... 130 yards. |

Ambar spinners' production is insignificant being less than one hank daily; the average out-turn of traditional spinners is much higher than in the State Board Centres while khadi production compares favourably with that of production centres. The society is still feeling its way but by effective supervision it can play a useful part in improving the economic condition of spinners and weavers in the area. Co-operative institutions of the above type which will be affiliated to a central society should take over all the activities of the production centres of the State Khadi Board so that the Board may function as a co-ordinating authority instead of its directly participating in production activities.

13. The State Government have decided to utilise the agency of Panchayat Unions for the further development of khadi in rural parts and provide financial assistance for the purpose. Each Panchayat which takes up khadi work will be eligible for a grant of Rs. 1,640/- and a loan of Rs. 350/-. The work is implemented from 1962–63. (A copy of G. O. No. 3387 R. D and L. A dated 26-12-1961 giving details of the programme of development is given in Annexure II.)

What Gandhiji visualized as a result of the Madras Government's Khadi Scheme is explained by him in two articles in "Harijan" dated 27-10-46 and 3-11-46, which are reproduced below:

* "The Premier of Madras has fallen foul of the big Capitalist interests such as the Chamber of Commerce and even some Congressmen. I have had cuttings sent to me from Madras Press. I am sorry to say that the criticism seems to me to be interested and ignorant.

My name has been dragged in the controversy. That I sponsor the Premier's scheme should not affect a dispassionate discussion of the very simple problem.

The simple question is merely this: Can Khadi become universal in Madras if encouragement is given by the Madras Government to new mills being erected or old ones being so expanded as to enable them to double production? Are the villagers expected to be so simple as not to understand that it would be merely playing with Khadi, if mill cloth heavily aided is to be dumped down in their midst, probably at a rate cheaper even than cotton required to weave a particular length of Calico? This happened when Japan sent her Calico to India.

The Madras scheme is undoubtedly meant to utilise a part of the idle hours of the villagers for spinning sufficient yarn to clothe themselves. Is it chimerical to induce and expect the people to utilise their idle hours to do useful, national, honest labour?

It will be time to declaim against the Madras Government when there is a feasible scheme to find useful and more remunerative employment for all who need work. It is hardly an honourable pastime to dismiss from consideration honest servants of the nation by dubbing them idealists, dreamers, fanatics and faddists.

Let not capitalists and other entrenched personages range themselves against the poor villagers and prevent them from bettering their hard lot by dignified labour. The great flaw about new mills in the Madras Scheme was detected by me. It was when the Textile Commissioner was convinced of the absurdity of the two things running side by side and the feasibility of the scheme as envisaged by the A. I. S. A., that he ventured to re-commend it to the Madras Government. His reputation will be at stake if it is impracticable or unworkable, not the critics!

This is work for democracy by a democratic Government.

Hence the scheme must be popular at least where it is to be tried.

It must not be one man's scheme but the whole Government's.

It must have the backing of the Legislature.

In no case may it smack of compulsion.

It must be intrinsically practicable and of benefit to the masses.

These conditions of success are all reduced to writing. The Government have accepted them *in toto* after, I understand, full discussion with experts and among themselves.

Let it be remembered that the existing Madras mills will not be touched at present. That the whole mill industry will be affected, if the scheme spreads like wild fire as I expect some day such a thing must, goes without saying. Let not the largest capitalist rule the day when and if it comes.

The only question then worth considering is whether the Madras Government are honest and competent. If they are not, everything will go wrong. If they are, the scheme must be blessed by all and must succeed."

Asked for his reaction to the decision against any expansion of the cotton mill industry in the Province in order to promote the Gandhian plan for home spinning and weaving the Mahatma said:

"I think it is the finest thing going. If you want to follow this logically, then you must follow it through".

Asked whether it would then be logical to 'follow through' to the extent that mills presently in the Province would be stopped, he replied that if in time, through the progressive programme, the mills came to have no customers, then they would quit—"Unless they chose to sell outside India".

Gandhiji expected that the scheme would spread like wild fire and that the textile mills might have to close down for want of customers, "unless they chose to sell outside India". What has really happened is that the entire production of Khadi in Madras is just sufficient to supply at the rate of a quarter of a yard per head of population while the average consumption of cloth per head for the country is 14.8 yards. Actually there has been an increase in the number of textile mills, spindles and looms as shown below:—

* Pages 294 and 296 Economic and Industrial Life and Relations-Vol. II.



**The figures under textile mills, spindles, and looms, for Madras in 1948 and 1960 are as follows:**

| Details | 1948* (1) | 1960 (end) (2) |
|---|---|---|
| 1 Number of textile mills. | 73 | 134 |
| 2 Number of spindles | 16,30,054 | 31,41,800 |
| 3 Number of looms | 7,976 | 7,350 |

The corresponding figures for All India are given below:

| Details | 1948 (1) | 1960 (end) (2) |
|---|---|---|
| Number of textile mills | 362 | 479 |
| Number of spindles | 10,366,237 | 13,663,364 |
| Number of looms | 1,92,357 | 1,98,785 |

The number of spindles in Madras have been doubled. In view of the opinion of Gandhiji that "if mills flourish, khadi must die", the poor progress of khadi schemes must be attributed partly to expansion of the textile mill industry. Khadi is very costly compared with either mill cloth or handloom cloth and the clientele is limited to the habitual khadi wearers, and those who join the congress party. Others go in for khadi generally when special additional rebates are in force.

## SECTION B

## THE TAMILNAD SARVODAYA SANGH

**The Objective and Management of the Tamilnad Sarvodaya sangh.**

The Akil Bharath Charka Sangh (All India Spinners Association) which was started in 1925 merged itself with the Akil Bharath Sarva Seva Sangh in 1953, and the Tamil Nad Branch of the Akil Bharath Sarva Seva Sangh was registered as the Tamil Nad Sarvodaya Sangh in 1958, as a separate institution, with headquarters at Tiruppur. It took over all the activities carried on by the A.B.S.S. in the State of Madras. The main objective of the Sangh is "to establish Sarvodaya Social order free for all forms of exploitation based on Truth and Non-violence on Gram dan and Gramodyog". Khadi work is one of the activities undertaken by the Tamil Nad Sarvodaya Sangh to realise the above objective.

"Those who have faith in the objectives and programme of the Sangh and habitual spinners using self-spun, homespun or certified khadi are eligible to be members of the Sangh". Every member should pay a monthly subscription of one hank of well twisted and uniform self-spun yarn. The institution is managed by a Board of Trustees consisting of not less than nineteen members with powers to co-opt not more than seven annual members.

As a further step towards decentralisation, sixteen district Sarvodaya Sanghs which are affiliated to the

*The figures for 1948 are for the composite Madras State.

1. Page 6 Textile Industry in South India, 1957
2. Annual Statistical Digest 1960, Indian Textile Industry.

Tamilnand Sarvodaya Sangh were registered in 1961-62, The Secretary of the Sangh is in entire charge of the work subject to the control of the Chairman. Each production centre has a Manager who is responsible for all the functions of the centre. Thus production centres are directly connected with the parent institution through centre managers unlike the State Board where there is a chain of officials between it and the production centre. As the institution has been responsible for establishing and carrying on khadi work in the State from 1925, it has a band of workers steeped in khadi tradition. In this respect the Tamil Nad Sarvodaya Sangh has the advantage over the State Board since its employees' devotion to work (khadi) is second only to their prospects in the Department.

**Traditional yarn production in the centres of the Tamil Nad sarvodaya Sangh.**

2. The following Table shows the production of traditional yarn during the Second Plan Period and in the first year of the Third Plan Period in the Tamil Nad Sarvodaya Sangh centres.

TABLE XXIX

Production of Handspun Yarn in T.N.S.S.

| Year | Number of spinners. | Production of yarn (lakhs of hanks). | Average production per spinner per annum | Average production per spinner per month | Average production per spinner in the State Board Centres. Per annum | Per month |
|---|---|---|---|---|---|---|
| 1956-57 | 85,971 | 115.36 | 134 | 11.2 | 187 | 15.6 |
| 1957-58 | 97,791 | 134.36 | 137 | 11.4 | 170 | 14.2 |
| 1958-59 | 1,28,376 | 166.06 | 129 | 10.8 | 126 | 10.5 |
| 1959-60 | 1,35,486 | 194.50 | 144 | 12.0 | 121 | 10.1 |
| 1960-61 | 1,32,855 | 153.00 | 115 | 9.6 | 41 | 3.4 |
| 1961-62 | 1,36,027 | 160.23 | 118 | 9.8 | 132 | 11.0 |

In the last three years of the Second Plan Period, the average production of yarn per spinner in the Tamilnad Sarvodaya Sangh was higher than in the Government centres, but taking the Second Plan period as a whole, the average annual out-turn per spinner in the Tamilnad Sarvodaya Sangh was 132 hanks while it was 129 in the State Board centres. Thus the annual average income per spinner in Madras State in the Second Plan Period was about Rs. 20/-. The average daily income from spinning was 0-08 np. on the basis of 250 working days per annum.



3. The production of khadi by the Tamil Nad Sarvodaya Sangh is given in the following Table:

TABLE XXX

Production of Khadi in T.N.S.S.

| Years | Number of looms | Production of khadi in lakhs of square yards. | Average production per loom (square yards) Per annum | Per month | Average daily production on the basis of 25 working days. (S. Yards) | Average daily production in Government centres (square yards) |
|---|---|---|---|---|---|---|
| 1956-57 | 2,732 | 29.12 | 1,066 | 88.8 | 3.6 | 4.2 |
| 1957-58 | 2 981 | 30.69 | 1,030 | 85.8 | 3.4 | 3.7 |
| 1958-59 | 3,164 | 35.12 | 1,110 | 92.5 | 3.7 | 2.7 |
| 1959-60 | 3,790 | 48.74 | 1,154 | 96.2 | 3.8 | 3.0 |
| 1960-61 | 3,964 | 43.21 | 1,090 | 90.1 | 3.6 | 4.4 |
| 1961-62 | 4,613 | 52.90 | 1,147 | 95.6 | 3.8 | 5.2 |

The average daily production per loom in the Second Plan period in both the institutions is 3. 6 square yards. The gross average income per loom is given in the following statement.

TABLE XXXI

Average Gross Income in Tamilnad Sarvodaya Sangh Centres

| Year | Number of looms | Wages disbursed | Average gross income per loom per Annum | Month | Monthly gross income per loom in Government centres. |
|---|---|---|---|---|---|
| | | Rs. | Rs. | Rs. np. | Rs. np. |
| 1957-58 | 2,981 | 15,95,488 | 535 | 44 58 | 34 83 |
| 1958-59 | 3,164 | 17,79,782 | 562 | 46 83 | 30 08 |
| 1959-60 | 3,790 | 25,03,406 | 660 | 55 00 | 39 58 |
| 1960-61 | 3,964 | 23,74,099 | 599 | 49 92 | 48 08 |
| 1961-62 | 4,613 | 31,38,476 | 680 | 56 67 | 57 50 |

While the gross income per loom ranges from Rs. 45/- to Rs. 57/- the net income will be Rs. 32/- to Rs. 40/-.



4. The progress in the production of Ambar yarn is exhibited in the following Table.

TABLE XXXII

Production of Ambar Yarn by the T.N.S.S.

| Year | Number of ambar spinners. | Quantity of yarn produced (lakhs of hanks) | Average production per spinner Per annum (hanks) | Per month (hanks) | State Board centre average production per annum. (hanks) |
|---|---|---|---|---|---|
| 1956-57 | 1,807 | 11.62 | 643 | 53.6 | 257 |
| 1957-58 | 3,589 | 18.33 | 510 | 42.5 | 271 |
| 1958-59 | 5,652 | 30.07 | 532 | 44.3 | 451 |
| 1959-60 | 7,318 | 62.65 | 856 | 71.3 | 349 |
| 1960-61 | 10,205 | 118.56 | 1,162 | 96.8 | 352 |
| 1961-62 | 12,973 | 130.68 | 1,007 | 83.9 | 286 |

The average performance of the Ambar spinner in the Second Plan Period is 741 hanks per annum in the Tamilnad Sarvodaya Sangh Centres and 336 hanks in the State Board Centres. In other words the average out-turn of an ambar spinner attached to the Tamil Nad Sarvodaya Sangh is more than double that of the spinner working in the State Board's centre. The average income of an ambar spinner in the Tamilnad Sarvodaya Sangh in the Second Plan period was 88.92 per annum while it was Rs. 40.32 in the State Board centres. On the basis of ambar charkas distributed and in operation the following Table gives the output in the two institutions in 1960-61.



TABLE XXXIII

Average Output per Ambar Charka.

| | Number of ambars distributed. | * Number of ambars in operation | * Production of yarn in 1960-61 (lakhs of hanks) | Average output per charka w.r.t. No. distributed | w.r.t. No. in operation |
|---|---|---|---|---|---|
| State Board | 29,405 | 16,680 | 71.31 | 243 | 428 |
| Tamilnad Sarvodaya Sangh | 11,854 | 8,200 | 118.56 | 1000 | 1446 |

(* Table 7 Report of the Ambar Charka Evolution Committee)

The Tamilnad Sarvodaya Sangh has been doing intensive work to popularise the Ambar Charkas with the result that on the basis of the number of charkas distributed the output per charka in the Tamilnad Sarvodaya Sangh is four times the production in the State Board centres. The income per ambar charka in operation in 1960-61 was Rs. 173-52 in the Tamil Nad Sarvodaya Sangh and Rs. 51-36 in the Government centres.

5. Ambar yarn while being finer than traditional yarn has greater strength and uniform twist. By its use as warp, the weavers were able to overcome the usual handicaps in the traditional yarn. Pure Ambar Khadi and mixed khadi with Ambar yarn for warp and traditional yarn for weft were produced by the khadi institutes to increase the average output. The following Table shows the production of ambar khadi, mixed khadi, and traditional khadi produced by the State Board and the Tamilnad Sarvodaya Sangh.

TABLE XXXIV

Khadi Production by the State Board and T.N.S.S.

| | State Board: Ambar khadi (S. yards) | Mixed khadi (S. yards) | Traditional khadi (lakhs of square yards) | Total in lakhs of sq. yards. | Tamilnad Sarvodaya Sangh: Ambar khadi (sq. yards) | Mixed khadi (sq. yards) | Traditional khadi (lakhs of sq. yards) | Total in lakhs of sq. yards. |
|---|---|---|---|---|---|---|---|---|
| 1956-57 | 1,010 | 256 | 30.28 | 30.29 | 13,408 | 4.79 | 24.20 | 29.12 |
| 1957-58 | 46,684 | 69,509 | 29.55 | 30.71 | 14,408 | 6.85 | 23.70 | 30.69 |
| 1958-59 | 1,12,974 | 92,463 | 36.20 | 38.25 | 1,10,000 | 10.70 | 23.32 | 35.12 |
| 1959-60 | 2,56,145 | 7,96,384 | 42.82 | 53.34 | 3,31,532 | 8 50 | 31.92 | 43.74 |
| 1960-61 | ... | 12,46,464 | 50.23 | 62.69 | 2,95,454 | 39 65 | 0.61 | 43.21 |
| 1961-62 | ... | 16,61,125 | 35.70 | 52.31 | 7,49,494 | 44.75 | 0.66 | 52.90 |

From the above Table, it may be seen that while traditional khadi forms the bulk of the total production in the State Board centres, the Tamilnad Sarvodaya Sangh had been producing pure Ambar and mixed khadi in increasing quantities with the result that in the years 1960-61 and 1961-62 the production of traditional khadi has been negligible. Traditional yarn being coarser than Ambar yarn, the sales depots of the State Board will have more of coarse or standard cloth while the khadi Bhandars of the Tamilnad Sarvodaya Sangh have finer varieties of khadi. This is because of the large increase in the output of Ambar yarn by the Tamilnad Sarvodaya Sangh. The production of Traditional yarn and Ambar yarn in the two institutions in the years 1960-61 and 1961-62 is given in the following Table :

TABLE XXXV

(In lakhs of hanks)

Production of traditional and ambar yarn in 1960-61 and 1961-62

| | 1960-61 | | 1961-62 | |
|---|---|---|---|---|
| | Tamilnad Sarvodaya Sangh | State Board | Tamilnad Sarvodaya Sangh | State Board |
| Traditional yarn | 153.00 | 114.54 | 160.23 | 110.14 |
| Ambar yarn | 118.56 | 71.31 | 130.68 | 54.24 |
| Total | 271.56 | 185.85 | 290.91 | 164.38 |

## SECTION C

# GANDHI ASHRAM TIRUCHENGODE

### The Objective of the Ashram

The Ashram was founded by Rajaji on 6-2-1925 as a braneh of the Gandhi Seva Sangh and functioned as such till 6-6-1959 when it was registered as an independent institution under the societies Registration Act. Its main object is "to serve the people in accordance with the principles of sarvodaya, by working for a social order free from all forms of exploitation based on truth and non-violence as laid down in the teachings of Mahatma Gandhi." Hand spinning and hand weaving are among the activities undertaken by the Ashram to achieve its objective.

### Progress of the Ashram

2. With the limited funds at its disposal the Ashram was producing khadi worth Rs. 1 lakh per annum till 1952. With the establishment of the Khadi and Village Industries Board in 1953 which came forward to give subsidies and loans for the development of khadi, the Ashram was able to expand its activities as may be seen from the following figures.

TABLE XXXVI

Gandhi Ashram

(Progress for 1953-1956)

| Particulars | 1953 | 1954 | 1955 | 1956 |
|---|---|---|---|---|
| Yarn production in lakhs of hanks | 3.51 | 10.94 | 19.69 | 21.17 |
| Khadi production in lakhs of sq. yards | 1.38 | 2.59 | 3.21 | 4.21 |
| Number of spinners | 3378 | 4435 | 6062 | 7964 |

The progress of the Ashram in the Second Plan period and in the first year of the Third Plan period is exhibited in the following statement.

TABLE XXXVII

Progress of Gandhi Ashram in 1956-57 to 1961-62

| | Details | 1956-57 | 1957-58 | 1958-59 | 1959-60 | 1960-61 | 1961-62 |
|---|---|---|---|---|---|---|---|
| 1 | No. of spinners (Ambar & Traditional) | 8219 | 6217 | 10253 | 13721 | 13728 | 13674 |
| 2 | No. of looms | 322 | 345 | 454 | 475 | 353 | 540 |
| 3 | Production of yarn (a) Traditional (lakhs of hanks) | 19.84 | 15.56 | 14.61 | 22.07 | 18.70 | 21.75 |
| | (b) Ambar (lakhs of hanks) | 0.12 | 0.82 | 1.92 | 3.69 | 4.08 | 5.99 |
| 4 | Production of khadi in lakhs of sq. yards | 3.80 | 4.48 | 5.85 | 7.41 | 3.80 | 7.91 |
| 5 | Average production of khadi per loom in sq. yard (a) per annum | 1180 | 1299 | 1288 | 1560 | 1076 | 1465 |
| | (b) Per month | 98.3 | 108.3 | 107.3 | 130 | 89.7 | 122.1 |



The income per loom is shown below:

| Year | No. of looms | Gross wages disbursed | | Gross average income per annum | | Gross average income per month | |
|---|---|---|---|---|---|---|---|
| | | Rs. | np. | Rs. | np. | Rs. | np. |
| 1957 | 322 | 1,71,007 | 00 | 531 | 00 | 44 | 25 |
| 1958 | 345 | 2,11,013 | 00 | 612 | 00 | 50 | 92 |
| 1959 | 454 | 3,31,647 | 00 | 730 | 00 | 60 | 83 |
| 1960 | 475 | 1,52,631 | 00 | 321 | 00 | 26 | 75 |
| 1961 (3 montes) | 353 | 55,591 | 00 | ... | | 52 | 50 |

Except in 1957 and 1960 the average gross income has been above Rs. 50/-p.m.

### Ambar Yarn in the Ashram

3. The Ambar Charka Evaluation Committee has stated that all the 664 Ambar Charkas distributed upto 30-6-1961 are in operation. As the production of Ambar yarn in 1960-61 is 4.08 lakhs of hanks. the average production per charka per mensem was 51 hanks. The average income per charka is Rs. 6.12 per month.

### Comparable Figures for the Three Producers

4. The average production, income etc. for the State Board, T. N. S. S. and Gandhi Ashram for the years 1960-61 and 1961-62 are given below for comparison:

TABLE XXXVIII

Comparable figures of yarn and khadi

| Details | 1960-61 | | | 1961-62 | | |
|---|---|---|---|---|---|---|
| | T. N. S. S. | State Board | Gandhi Ashram | T. N. S. S. | State Board | Gandhi Ashram |
| 1. Average output of yarn per spinner (traditional hanks per month) | 9.6 | 3.4 | 11.3 | 9.8 | 11 | 13.3 |
| 2. Production of yarn per ambar charka in operation per month in hanks | 120.5 | 35.7 | 51.0 | ... | ... | ... |
| 3. Average production per loom per month in sq. yards | 90.1 | 109.4 | 89.7 | 95.6 | 130.8 | 122.1 |

The average production of traditional yarn per spinner in the Gandhi Ashram is higher than the other two institutions. In Khadi production, the State Board ranks first while in ambar yarn, the T. N. S. S. ranks first. It is, therefore, not possible to arrive at a general conclusion regarding the size of a production centre or unit to maximise the production of handspun yarn and khadi.

### The Six Spindle Ambar Charka

5. In the Gandhi Ashram, there are 20 six spindle charkas and 20 persons started their training from April 1961. Both men and women are being trained. They pay 0.15 nP. per lb. to the beater (cotton opener) while roving, spinning and winding are done by the spinner on the charka. Two of the six spindles in the Ambar charka are utiliscd for drawing while the other four spin the slivers into yarn. The average production had reached 2 hanks per hour (in November 1961) Though a few may be able to spin 3 hanks, the average will be 2 hanks per hour. The spinning wage is 0.10 nP. per hank

K.5 and K.6 cotton, the staple length of which is 7/8" has been issued to the trainees. Wlth this superior cotton the average count reached is 20s. The cost of lint is Rs. 1-25 per lb. The average cost of yarn per lb. will be as follows:

| | |
|---|---|
| Spinning wage for 20 hanks at 0.10 nP. per hank | 2-00 |
| Cost of cotton including beating charges | 1-40 |
| Cost of yarn per lb. | 3-40 |

Since the market rate for 20s yarn is Rs. 2-13 per lb. the cost of yarn produced on the 6 spindle charka is 159 per cent of that of mill yarn. If the yarn produced on this charka also is purchased at 0-20 nP. and for purposes of costings the rate is taken as 0-25 nP. per hank, there will be no reduction in the cost of production of khadi.

## SECTION D

# CONCLUSION

In spite of large scale introduction of Ambar Charkas traditional yarn will continue to be produced and so long as the spinner has to be given a living wage of Rs. 15/-per month, the price of yarn can never be less than 0-25 nP. per hank. Khadi cannot hope to compete with handloom cloth and mill cloth without subsidy. Thus commercial khadi can find a sale only at the expense of the consumers of mill cloth since the expenditure for development of khadi is met out of the cess levied on mill cloth under "The khadi and other Handloom Development (additional excise duty on cloth) Act 1953". Though according to the annual Report of the Khadi Commission for 1960-61, a sum of Rs. 57-35 crores has been disbursed as grants and loans from 1955-56 to 1960-61 (grants Rs. 31.06 crores and loans Rs. 26.29 crores) the production of Khadi has reached the figure of 0.1 yard per head of population in 1960-61, while the all India availabitity of all varieties of cloth was 14.8 yards per head of population. Taking the Second Plan Period as a whole, the grants sanctioned by the Khadi and Village Industries Commission amount to Rs. 28.23 crores while the total production of khadi (cotton, silk and wool) was 31.35 crores of yards of which cotton was 29.26 crores as shown below:

TABLE XXXIX

Grant per square yard of khadi given by the Khadi Commissioner

| Year | Lakhs of sq. yards production of khadi Traditional, Ambar and self-sufficiency | | Total Khadi production (square yards in lakhs) | Expenditure under grant in crores of rupees | Grant per square yard |
|---|---|---|---|---|---|
| | Cotton | Silk & Wool | | | Rs. np. |
| 1956–57 | 413.50 | 22.63 | 436.13 | 3.60 | 0 83 |
| 1957–58 | 571.40 | 40.66 | 612.06 | 5.38 | 0 88 |
| 1958–59 | 678.49 | 44.83 | 723.32 | 6.22 | 0 86 |
| 1959–60 | 671.60 | 44.26 | 715.86 | 7.28 | 1 02 |
| 1960–61 | 591.07 | 56.70 | 647.77 | 5.75 | 0 89 |
| Total | 2,926.06 | 209.08 | 3,135·14 | 28.23 | 0 90 |

(Source: Table 6 and Statement 2 of the Report of Khadi and Village Industries Commission for 1960– 1961)

For every square yard of khadi produced a grant of 0–90 nP. was paid out of the Central reveues during the Second Plan Period.

2. The Textile Policy of the Second plan period announced in June 1956, allocated production among the different sectors of the industry and for the Ambar Charka Programme, allotted a production of 300 million yards of cloth, by the last year of the Second Plan. But the production of Ambar Khadi (which includes mixed khadi also) in 1960–61 was only 234.25 lakhs of squre yards or 23.43 million square yards. In terms of linear yards this will be 18.75 million yards. The actual performance is thus 6.25 percent of the target. The total number of khadi looms at the end of the Second Plan Period was less than 10,000 which is 7.7 percent of the total cotton looms. In the fiirst year of the Third Plan, the production of ambar charka is 264.08 lakhs of square yards equivalent to 21.12 million (linear) yards. (Table 5–Annual report of Khadi and Village Industries Commission for 1961-62). When the Ambar Charka was invented great hopes were entertained about its utility in increasing yarn production; but the hopes have not been realised. It is doubtful whether khadi will ever make a significant contribution to meet the clothing requirements of consumers. It is therefore, clear that khadi should be produced for self use and not for sale. The following figures of production regarding commercial and self-sufficiency khadi show that unless very great efforts are made, this objective cannot be reached since 80 to 90 percent of khadi produced is for sale:

TABLE XL

Commercial & self sufficiency khadi produced for all India

Lakhs of square yards

| Year | Total Khadi production | Self sufficiency Khadi | Percentage of column 3 to column 2 |
|---|---|---|---|
| 1 | 2 | 3 | 4 |
| 1956–57 | 413.50 | 130.89 | 31.5 |
| 1957–58 | 571.40 | 177.11 | 31.0 |
| 1958–59 | 678.49 | 99.80 | 14.7 |
| 1959–60 | 671.60 | 95.67 | 14.3 |
| 1960–61 | 591.07 | 55.48 | 9.4 |
| Total | 2,926.06 | 558.95 | ... |
| Average | 585.21 | 111.79 | 19.1 |
| 1961–62 | 688.05 | 77.30 | 11.3 |

(Source: Annual Report for 1960–61 and 1961–62 of the Khadi & Village Industries Commission)



The figures for Madras for 1960-61 and 1961-62 are follows:

TABLE XLI

Commercial & self sufficiency of khadi produced in Madras

| | 1960-61 | 1961-62 |
|---|---|---|
| 1. Total Khadi production | 76.68 | 97.78 |
| 2. Self-sufficiency khadi | 0.09 | 0.18 |
| 3. Percentage of self-sufficiency khadi to total | 0.12 | 0.18 |

Almost the entire khadi production in Madras is commercial khadi which can find a sale only if there is rebate. In the U.P., however, the production of khadi for consumption is appreciable as mentioned below:

TABLE XLII

Khadi Production in Uttar Pradesh (in lakhs of Sq. Yds.)

| | 1960-61 | 1961–62 |
|---|---|---|
| 1 Total khadi production in lakhs of square yards | 135.68 | 157.59 |
| 2 Self sufficiency khadi | 38.42 | 55.72 |
| 3 Percentage of self sufficiency khadi to total | 28.3 | 35.40 |

(Annual Report of Khadi and Viliage Industries Commission, for 1961–62)

Madras should try to emulate Uttar Pradesh in this respect.

The expenditure that may be incurred on khadi will be justified only if the "Naya Morch" programme is worked satisfactorily and khadi is produced for self-use. The surplus left over after consumption could be sold in open market. In other words, what is known as "Khadi mentality" should be developed in rural areas. An article in "Harijan" dated 21-7-46 regarding "Khadi in Towns" which is relevant in this connection is extracted below:

**Khadi in Towns.**

"Your scheme for making village India self-sufficient in the matter of clothing has hit down lovers of khadi pretty hard; You have gone so far as to say that sales Bhandars may close as such and that towns-folk may even revert to the use of mill cloth."

"While there is no quarrel with the new ideology and the consequent basic change in the running of Bandars nor with the introduction of a certain quota of yarn currency for purchasing Khadi, I would like you to solve the difficulty of town buyers who must use only Khadi."

Let the readers fully understand the so called new plan for Khadi. I call it so-called, because what is being done is the logical step, if Khadi is to clothe the villagers, as from the very start it was intended to do. Khadi was never meant merely for the towns people, it was never meant to bleed the villagers as they are being bled so that the towns people can live. Khadi was from its inception conceived for the sake of reversing the order though never to bleed the townspeople. To reverse the order was to restore the natural relation. Towns there were before the British arrival. Things were bad enough then. Now they are much worse. Towns became cities. The latter, in spite of their Indian millionaires lived mainly for the British masters. Khadi was to undo the grave mischief. Mill cloth is the symbol of the slavery of village India as Khadi is or should be the symbol of its freedom, both economic and political. If it cannot be that, it is maningless. Therefore any healthy change under-gone in the process of Khadi development is to be welcomed.

The defect in the existing development, good though it appeared, was not good enough for the villagers who spun yarn and wove Khadi but did not use it themselves. They neither understood nor appreciated the dignity and value that its use carried. The fault was not theirs. The workers themselves did not. The town-dwellers had to wear khadi and do the penance. They were willing to buy penance for a few extra rupees which they could easily spare and be called patriots in the bargain. But how could the Charkha Sangh (called in English All India spinners Association) belie its faith by ignoring the very foundation of Khadi? And so it is employing the resources to making the villagers Khadi clad. It naturally begins with the spinners and weavers of hand-spun yarn. If the move succeeds, as it is bound to, there will be after a time, ample khadi in the city and town markets. Then the only cloth available in India will be Khadi. The A.I.S.A. is diligently working at the consummation. If its researches show that khadi has no such potentiality, it will have no hesitation in declaring its insolvency. Let the reader remember that it is a science which deals with the psychology of forty crores of people in the machine age. Thus considered, it is a tremendous problem, though at the same time

fascinating and interesting. The very defeat, if defeat it is to be, will itself be no defeat. Let it be understood that it is not an attempt to go back to the dark ages when the Charkha was the symbol of the slavery of the masses. Surely it will be a triumph of human understanding, i.e. of the soul of India, when India makes an effort through the Charkha to break her bonds asunder. The free man eats the same bread as the slave. The one eats the bread of freedom, the other of slavery.

But if the city dwellers and the town dwellers would learn the glad tidings that the Charkha has to give, they will willingly employ their leisure time in carding, spinning and weaving rather than in gambling on the race course or drinking or idling away their time in their clubs. And their children ? Why-they could spin for their parents, for the liberty of India and have education of the type that India wants. I was in Rome and Mussolini's officials took pride in showing the graceful manoeuvers of the little children who were being taught all novel tricks. And do the English children do otherwise than learn in their mother-tongue what England needs ? It is only reserved for India to teach her children the foreigner's language and through it, such things as the latter need. Who but a foreigner has devised the education code ?

The A.I.S.A. sales depots will be used for a better purpose than before. They will teach the people, who, I hope, will flock to them, all the tricks of spinning and weaving. If they do, they will have all the Khadi they need. Where there is a will, there is a way.

Lastly, let the reader know too that now-a-days Khadi like mill cloth is scarce. Let me not go into the reason why".

(Page 266-268 Economic & Industrial Life and Relations Volume II)

# PART-IV

# ART SILK HANDLOOMS

## CHAPTER-I

## RAYON YARN

### Origin of Man-Made Fibres

Artficial silk yarn or rayon yarn was first produced in France, in the year 1889. It was imported soon to India and became popular. Thurston in his Monograph on "Silk Fabric Industry in the Madras Presidency" (1899) sounded a note of warning to the effect that "the sericultural industry is at present threatened by a rival to the silk of silk worm in the form of artificial silk which is produced from the cellulose of wood and cotton···Within the last few years a purely artificial filament has been produced from cellulose and this product inspite of its being rather dear, rather difficult to dye and very deficient in tensile strength has been found to be of great value for many textile purposes where its splendid lustre has outweighed its serious defects". About 200 years ago a French Scientist Reamur suggested that as silk was nothing else but hardened varnish, it should not be impossible to draw out certain varnishes into spinnable threads resembling silk. He argued that "since silk is formed from a continuous gelatenous liquid, other natural substances of a similar kind ought to give silk or something resembling it."

Production of this artificial silk fibre was first attempted by a Frenchman in the year 1884 and the first factory was established in 1889. Thus France was the first nation to conceive the idea and produce man-made fibres. "The main principle of rayon manufacture lies in the formation into cellulose of wood or cotton in the shape of thin sheets and in the dissolution of these sheets, through chemicals into a viscous spinning solution which can be converted into fine filaments by forcing it through minute orifices in spinnerettes."

There are two groups among man-made fibres namely cellulosic and synthetics ; rayon yarn comes under the former group. The basic materials for rayon yarn are beach and pine wood and cotton linters from which pulp is made. Viscose rayon and acetate rayon are the varieties produced though the latter is less than 10 per cent of the indigenous production of rayon yarn. To make viscose rayon, the wood pulp "is heated with caustic soda and carbon-di-sulphide, dissolved in a dilute solution of caustic soda and then kept in air-conditioned chambers for a particular period to get the viscose liquid suitable for rayon spinning. This liquid is pumped through minute holes of platinum gold jets called spinnerettes and then passed through a hot sulphuric acid solution where it is solidified into a fibre. The fibres are drawn together stretched, twisted and collected in a high speed revolving pot in the form of a cake. These rayon cakes which contain sulphuric acid are washed, bleached and marketed as cakes or cones or as cheeses."

(Page 90- "The Hindu Survey of Indian Industry" 61)

For acetate yarn cotton linters and acetic acid are used.

Among synthetic fibres the best known at the moment are "nylon" and "terylene" which are produced entirely from minerals. Terylene is know as "dacron" in the United States of America.

### Indigenous Production of Rayon Yarn

2. Though the textile industry made great strides after 1930 as a result of a levy of an import duty of Rs. 1.50/-per lb. or 50% advalorem on imports of rayon fabrics, handlooms in Madras took to artsilk yarn even in the twenties of the century. Mr. Narayana Rao has mentioned that "the value of imports of the yarn (art silk yarn) into the Presidency during the last four years averaged over ten lakhs of rupees. Salem, Madurai and Coimbatore are the chief consuming centres and they employ this kind of silk mostly in weaving saris". (Page 77 Report on the Survey of Cottage Industries-1929) The Fact Finding Committee has observed: "Its (art silk yarn) imports have increased by leaps and bounds in recent years...Artificial silk yarn is very much favoured by the handloom weaver throughout India and particularly in Madras",..Art silk yarn was imported from U. K. and Japan. The total imports into British India which were as low as 0-4 million lbs. in

1923-24 rose to 5.8 million pounds in 1926-27, to 16.6 million in 1934-35 and to 30.8 millions, just before the Second World War. Since the industry was built on imported rayon yarn and was dependent on foreign countries who were engaged in war, imports of art silk yarn in the war period were negligible and whatever was available was rationed among the handlooms. The uncertainty and instability in the availability of art silk yarn, focussed attention on the need for establishing indigenous sources of yarn supply, and steps were taken to start rayon yarn manufacturing units in India.

The idea of manufacturing rayon yarn in the country was first mooted in 1940, by the Board of Scientific and Industrial Research. In 1945, the Government of India constituted a panel to consider and advise them on the production of rayon in India in the Post War period and the panel recommended the immediate erection of 6 to 7 factories each with a production capacity of 10 tons per day and 4 to 5 factories later on. The first viscose rayon Plant of the Travancore Rayons went into operation in 1950. Other units for the production of rayon yarn soon came into existence and the production of these units which was 0.4 million in 1950–51 rose to 16 million lbs. at the end of the First Plan period and to 47.9 million lbs. in 1960-61. But the target of 68.3 million lbs. for the Second Plan period was not reached. Imports of rayon yarn were also allowed so that 80 million lbs. would be available to meet the needs of 37,000 power looms and 75,000 handlooms. The following table shows the production and import of rayon yarn:

TABLE–1

Total Rayon yarn available. (Million lbs.)

| Year | Production of rayon yarn. | Imports of rayon yarn | Total availability |
|---|---|---|---|
| 1955 – 56 | 16.00 | 50.70 | 66.70 |
| 1956 – 57 | 21.30 | 61.80 | 83.10 |
| 1957 – 58 | 26.60 | 40.90 | 67.50 |
| 1958 – 59 | 35.00 | 44.50 | 79.50 |
| 1959 – 60 | 38.00 | 39.70 | 77.70 |
| 1960 – 61 | 47.90 | 34.90 | 82.80 |
| 1961 – 62 | 53.20 | 27.90 | 81.10 |
| 1962 - 63 (3 months) | 17.00 | | |

(SOURCE: The Hindu survey of Indian industry – 1962/ page 133)

(The Third Plan target of production is 120 million lbs.)

Indigenous production of rayon yarn is confined mainly to 100D, 120D, 150D, and 300D. For superfine varieties of 55D, 60D, and 75D, handlooms depend on imported yarn. While in the case of cotton yarn the higher the count the finer the yarn, in regard to artsilk yarn, the higher the denier, the coarser the fibre. The following Table regarding the relationship of the denier of rayon yarn and the counts of cotton yarn will be useful:

| Denier of art silk fibre. | Corresponding counts | |
|---|---|---|
| 55 | 97 | or 100s |
| 60 | 89 | |
| 75 | 71 | or 80s |
| 100 | 53 | or 60s |
| 120 | 44 | or 40s |
| 150 | 35 | |
| 300 | 18 | or 20s |

There are at present seven manufacturers of rayon yarn of whom M/S. The South Indian Viscose is located in Madras State.

The production of viscose and acetate rayon is given in the following Table:

TABLE-2

Production of Viscose Acetate Rayon yarn (Million lbs.)

| Year | Total production of rayon | Viscose rayon | Acetate rayon | Percentage of acetate rayon to total Production |
|---|---|---|---|---|
| 1958 | 33.60 | 29.51 | 4.09 | 12.2 |
| 1959 | 36.22 | 33.05 | 3.17 | 8.8 |
| 1960 | 45.68 | 41.44 | 4.24 | 9.3 |
| 1961 | 51.63 | 47.16 | 4.47 | 8.7 |

The bulk of indigenous production is in deniers 120 and 150, corresponding to 40s count of cotton yarn. 14 per cent of the output is in 100D, while the production of superfine variety in 75D is negligible. The following



Table shows the denier-wise production of rayon in 1961:

TABLE-3

Indigenous productoin of rayon yarn (Denier wise) in 1961 ('000 lbs)

| Denier | Bright | Dull | Total |
|---|---|---|---|
| 75 | 125.4 | ... | 125.4 |
| 100 | 7,367.8 | ... | 7,367.8 |
| 120 | 20,594.2 | 4,400.0 | 24,994.2 |
| 150 | 15,235.0 | 820.6 | 16,055.6 |
| 300 | 1,348.6 | 704.0 | 2,052.6 |
| Others | 877.8 | 156.2 | 1,034.0 |
| | 45,548.8 | 6,080.8 | 51,629.6 or 51.63 million lbs. |

**Distribution of rayon yarn**

3. The production is distributed among the different categories of actual users as shown below: (Circular of the Textile Commissioner Bombay No. 2/PPL/61/ ASB/ dated 21st April 1961)

| | | |
|---|---|---|
| i) | Powerlooms | 75 Per cent |
| ii) | Handlooms | 10 ,, ,, |
| iii) | Hosiery, Embroidery, etc., | 9 ,, ,, |
| iv) | Doubling units | 6 ,, ,, |
| | | 100 |

Only 10 Per cent of the indigenous production of rayon yarn is allotted to handlooms in India.

From 1-7-1961, the distribution of rayon yarn to handlooms in the State has been entrusted to the Director of Handlooms, Madras. The Textile Commissioner Bombay, has classified handlooms using art silk yarn into the following categories:

| | |
|---|---|
| Pure art silk fabrics looms | 1 unit |
| Mixed fabric looms | ½ unit |
| Saree border and heading looms | ¼ unit |

The allotment to Madras was made on the basis of existence of 1,15,126 pure and 49,146 mixed looms. The procedure for the distribution of indigenous art silk yarn among the handlooms as furnished by the Director of Handlooms Madras is given below: (Letter No. L. 10022/62/C1 dated 14-8-1962 of the Director of Handlooms).

"From the quantities made available by the Textile Commissioner, allotments have been made by the Director of Handlooms to the handloom sector for 5 quarters. For the first three quarters (i.e. July-September 1961, October-December 1961, and January–March 1962) proven consumption was adopted as the basis for the distribution as full enumeration of looms by the Textile Staff was not possible. However, for the half year beginning April 1962, the procedure was revised. A circular letter was issued inviting all Registered Associations and Co-operative Societies in existence as on 15-3-62, to submit applications in the prescribed form for the allotment of indigenous artsilk yarn for the half yearly period April-September 1962. Wide publicity was given to the circular and forms, and the Associations were requested to state in their applications the number of looms controlled by them, he total production of artsilk fabrics, total consumption of artsilk yarn, (both indigenous and imported art silk yarn) sales of handloom artsilk fabrics and wages paid during the preceding year. Associations were also asked to state their requirements of art silk yarn for the current half yearly period. The associations were requested to indicate how they would share among their members 1000 kgs. of indigenous art silk yarn if made available. The field staff were requested to contact each association and conduct detailed enquiries into their working and inspect their accounts. They were also instructed to test-check a certain proportion of the looms controlled by each Association. Detailed reports were received on each association on the basis of which allotments were calculated. For this purpose, the number of unit looms that an association was likely to control was arrived at by adopting certain norms for production, consumption and wages. The textile Commissioner has categorised the looms into three groups as under and have indicated differential allotments to each:

1. Pure looms
2. Mixed fabrics looms
3. Saree Border looms

The calculation of looms was therefore made in accordance with the above categorisation and the number of looms controlled by each Association in each category was assessed. Most of the handloom weavers Associations outside the co-operative fold and Associations of petty master weavers each

owning 5 looms or less who had applied for allotment of art silk yarn were found not to maintain any kind of accounts. The calculation of unit looms from production accounts was therefore not possible in such cases. As many of the applications were bonafide, it was decided to adopt the following methods:

1. Wherever 100 per cent enumeration was possible allotments were made on the basis of number of looms verified.
2. Adhoc allotments at the rate of 2 looms per individual were made to small associations where it was not possible to conduct 100% verification.
3. Where Primary Weavers' Associations claimed a very large number of membership spread over dozens of villages in the entire district, allotments were restricted to the maximum of 100 members and allotments restricted to 2 unit looms each.
4. Special efforts were taken to scrutinise all the applications from handloom co-operatives and the recommendation made by the Deputy Registrars were adopted".

Imported rayon yarn alloted to Madras was distributed to co-operatives and weavers outside the co-operatives by the Director of Handlooms, Madras, through the Madras State Handloom Weavers' Co-Operative Society.

**Rayon Yarn requirements by Handlooms**

4. According to the Census Report for 1931, the number of handlooms engaged in the weaving of art silk fabrics was 17,693. (p. 228 part I). The Fact Finding Committee's estimate was that there were 5,067 pure art silk looms and 34,426 mixed fabric looms. (Table VIII). When the Director of Handlooms Madras took over the distribution of art silk yarn in April 1961, the number of looms for which yarn was allotted was 1,64,272, but this number increased to 1,83,913 looms in April-September 1062. The reasons for the switch over to art silk yarn are : (i) There is a good market for artsilk fabrics especially sarees ; (ii) The fly shuttle looms on which cotton cloth is produced are suitable for the production of art silk fabrics — pure and mixed; (iii) Numerous power-driven machines for making ready made warps have come into existence, and (iv) Breakages of warp threads in rayon yarn are not as frequent as in cotton yarn and the out-turn of a weaver is consequently greater enabling him to earn a higher income. The number of art silk looms will ever be changing. In Salem Town for example, weavers of pure silk fabrics have been switching over to art silk yarn, in view of the increase in the price of raw silk and lace which necessitates a larger capital outlay. The number of pure silk looms wich was 2000 in 1961 is less than 500 in 1963. It is therefore difficult to estimate the rayon yarn requirement of our handlooms. At 100 lbs. per unit the handloom sector of the art silk industry will consume 12 million lbs. of yarn per annum as shown below on the basis of looms figures furnished by the Director of Handlooms Madras:

| | Looms | Units |
|---|---|---|
| Looms producing pure art silk fabrics | 88.784 | 88,784 |
| Looms producing mixed fabrics | 34,903 | 17,452 |
| Looms using art silk yarn for headings and borders | 60,226 | 15,057 |
| | | 1,21,293 |

1,21,293 × 100 = 12.13 million lbs. or 12 million lbs.

Indigenous production of rayon yarn in 1961-62 was 53.2 million lbs. out of which 10 per cent namely 5.32 million lbs. were alone available for handlooms all over India. Though the quantity available is short of the requirements, handloom producers do not find it difficult to get adequate quantities in the "Open" market from rayon yarn dealers.

5. Foreign yarn can be imported by actual users of rayon yarn and under the export Promotion Scheme of rayon fabrics. Statistics regarding such imports into this State are not available. It is however, obvious that the quantities imported are not enough to meet the demand since the "open market" rate especially for 60D is double the "controlled" rate.

Under the present distribution arrangements for rayon yarn, merchants, except the approved dealers or agents of the indigenous manufacturers, do not come into the picture. Nevertheless rayon yarn dealers have sold foreign rayon yarn at the following rates :

| Date | Denier | Rate |
|---|---|---|
| 10- 7-1961 | 75 | Rs. 10.75 per lb. or Rs. 23.65 per kilo |
| 10- 7-1961 | 60 | Rs. 13.34 per lb. or Rs. 29.35 per kilo |
| 10- 7-1962 | 60 | Rs. 33.54 ,, |
| 23- 7-1262 | 60 | Rs. 33.13 ,, |
| 5-11-1962 | 60 | Rs. 33.27 ,, |
| 18- 2-1963 | 75 | Rs. 22.05 ,, |
| 19- 3-1963 | 60 | Rs. 33.82 ,, |
| 6- 5-1963 | 75 | Rs. 19.84 ,, |



The "controlled" rates at which the State Society released the yarn are given below :

| Date | Denier | Rate (Rs.nP.) |
|---|---|---|
| 15- 3-1961 | 75 | 12.51 per kilo |
| 15- 3-1961 | 60 | 13.15 per kilo |
| 24- 7-1962 | 75 | 7.05 per lb. or 15.51 per kilo |
| 13-10-1962 | 60 | 17.10 per kilo |
| 13-10-1962 | 75 | 15.40 per kilo 13.70 per kilo |
| 26- 6-1963 | 60 | 17.07 per kilo |

Co-operatives also have to purchase from the open market imported yarn since adequate quantities are not allotted for their use. The following Statement gives details of quantities of yarn purchased by an art silk co-operative, in Salem District:

TABLE - 4

Rayon purchased by a cooperative in Salem District

| | 1961—62 | | 1962—63 | |
|---|---|---|---|---|
| | 60D | 75D | 60D | 75D |
| | Kilo | Kilo | Kilo | Kilo |
| Supplied by the Madras State Handloom Weavers' Co-operative Society | 3,544 | 1,675 | 1,217 | 1,263 |
| Open market purchases | 300 | 23 | 2,000 | 1,047 |
| Total | 3,844 | 1,698 | 3,217 | 2,310 |

The fact that the open market purchase in 62-63 was 55 per cent of the society's consumption as against 6% in 1961-62 is a clear indication that the quotas allotted to users are sold for profit without conversion into cloth.

A Co-operative Society in Trichy District purchased in 1960-61 rayon yarn worth Rs. 4,014 in the open market. State Weavers' Co-operative Society supplied only yarn worth Rs. 981.

**"Decontrol"**

6. While there are two rates, namely "controlled" rates and "open market" rate for imported yarn, the difference in the two rates for indigenous yarn which was Rs. 1.50 to 3 per lb. in 1961 has been steadily decreasing. For example in August-September 1961 a co-operative society purchased 120D rayon yarn at Rs. 7.14 per lb. in the open market while the state society's rate was 4.16 per lb. The open market rate was higher than the "controlled" rate by Rs. 3.00 per lb. Similarly for 100D rayon yarn the open market rate was Rs. 7.87 per lb. while the controlled rate was Rs. 6-19 per lb. The open market rate is a fluctuating figure dependent upon the supply position of rayon yarn on any given date. However, my recent enquiries in Salem revealed that a handloom weaver or powerloom factory producing rayon fabrics is now (June-July 63) able to get yarn in the open market at rates lower by 0-25 to 0-50 nP. per kilo than those charged by the indigenous rayon manufacturers. The inference is that so far as indigenous rayon yarn is concerned the demand has considerably decreased. Under the present scheme of distribution of rayon yarn no one is happy. The dealer feels aggrieved as he has been cut out, and has to secure yarn by dubious methods, to run his business. The producers of handloom fabrics complain that the manufacturers of rayon yarn release inferior quality in deniers which are not required by them. The entire blame for the unsatisfactory state of affairs is thrown on Government since distribution of rayon yarn is controlled by the Textile Commissioner, Bombay. In fact the estimates Committee of the Lok Sabha has made some adverse criticism on the subject. The 'Hindu' of Madras dated 30.3.62 has reported as follows:

"The Committee has referred to the representations from trade that imported art silk yarn was being sold in the market at a margin of profit varying between 150 and 200 percent. It has stated that there is no regular machinery available with the Textile Commissioner to verify that art silk yarn is sold at the prices fixed. It feels that "control" over the distribution and price of art silk yarn being lax has not achieved the objectives with which it was set up.

The Committee has recommended that the Textile Commissioner should take steps to see that yarn imported by manufacturers or actual users is not irregularly passed on for profit···The prices fixed for indigenous art silk yarn, were considerably higher than international prices.

···The quality of art silk yarn produced by only one mill was fairly equal but not on a par with yarn produced by foreign manufacturers, while the yarn produced by other indigenous manufacturers was not upto the mark."

Now that indigenous rayon yarn is available in the open market at "controlled" or less than "controlled" rates it has to be considered whether control should be continued and why the distribution of yarn should not be left to the trade, completely. The dealers who

can feel the pulse of the market and who will try to keep up contacts with their customers will manage to secure adequate supplies of rayon yarn. It cannot be said that all their purchases and sales of rayon yarn at present find a place in their accounts and to this extent there is a loss of revenue to Government under sales tax and income tax. There is no doubt that genuine consumers of rayon yarn, for whose benefit the distribution scheme has been introduced are not happy over the arrangements, since they are unable to get adequate quantities of rayon yarn in the qualities required by them at "controlled" rates. Decontrol will result in the elimination of the several malpractices which are now noticed and since all the transactions will be brought to the account books, Government stand to gain on account of increased revenues under taxes.

If immediately after decontrol there is scarcity of rayon yarn, there need be no apprehension that the handloom weavers will be put to undue hardship. Since according to the Fact Finding Committee there were only 5,067 pure art silk looms and 34,426 mixed fabric looms in the composite Madras State in 1940, there has been a switch over by a large number of cotton handlooms to art silk yarn within the last 20 years. An idea of such a "Switch over" may be gathered from the details collected in the sample survey. Out of 525 census households covered by the survey 447 households were able to give information as to how long they have been producing art silk fabrics. The following is the position in regard to those 447 households.

Number of households which took to the production of art silk fabrics,

| | | |
|---|---|---|
| ,, | ,, within one year | 2 |
| ,, | ,, above 1 to 2 years | 9 |
| ,, | ,, above 2 to 5 years | 60 |
| ,, | ,, above 5 to 10 years | 212 |
| ,, | ,, above 10 to 15 years | 64 |
| ,, | ,, above 15 years | 100 |
| | | 447 |

From the above figures it may be seen that 283 or 63% of the households took to the production of rayon fabrics within the last 10 years. Unlike food, this is not an article of necessity and if rayon is not available in sufficient quantities looms can switch back to cotton yarn. But this contingency is not at all likely as may be seen from the reports published in the "commerce". The following extracts are relevant in this connection.

**"Commerce"** Dated 20-4-63 (p. 704)

"An easy tendency was witnessed in art silk yarn this week...The easiness in art silk yarn was due to poor demand and plentiful supplies. With the supply position remaining comfortable, buyers were disinclined to extend commitments beyond their immediate needs. Consequently stocks with the trade tended to mount and acted as a drag in the market."

**"Commerce'** Dated 4-5-63 (p. 801-802)

"Spinners of art silk yarn are said to have urged the Textile Commissioner to lift control on distribution and price of their product in order to help them overcome the difficulties arising from the present glut created in the market by weavers' reluctance, to lift the quantity against their allotments cards. Spinners' contention is that plentiful supplies have depressed prices and induced weavers to sit on the fence."

**"Commerce"** Dated 25-5-63 (p. 945)

"It is reported that in order to prevent recurring accumulation of stocks the Union Government has decided to allow rayon spinners to sell in the open market all the art silk yarn that may not be lifted by weavers within the prescribed time."

The fact that Government have found it necessary to permit spinners of rayon yarn to sell unlifted quotas in the open market is a clear indication that there is no scarcity of art silk yarn. Controlled distribution is therefore not necessary.

## CHAPTER II

# ART SILK HANDLOOM FABRICS

### Some General Features

The bulk of rayon fabrics in the handloom sector is produced by master weavers and independent weavers since according to the figures of looms furnished by the Director of Handlooms, they control 1,47,289 looms while the co-operatives have 36,624 looms as shown below:

TABLE 5

**Number of handlooms engaged in the production of Art Silk fabrics.**

| Description | Outside the co-operatives | Co-operative Sector | Total |
|---|---|---|---|
| 1. Looms producing art silk fabrics | 88,221 | 563 | 88,784 |
| 2. Looms producing fabrics with a mixture of rayon and cotton yarn | 30,399 | 4,504 | 34,903 |
| 3. Looms where art silk yarn is used for border and/or headings | 28,669 | 31,557 | 60,226 |
| Total | 1,47,289 | 36,624 | 1,83,913 |

**(The above figures relate to April-September 1962)**

In terms of units, out of 1,21,290 units those in the co-operative fold are 10, 704. There are only 8 co-operatives for art silk handloom weavers, though several cotton handloom co-operatives in Madurai and Ramnad districts produce mixed fabrics, mainly sarees, where art silk yarn is used for warp and cotton yarn for weft. "Mixed" sarees are known as Kodambakkam and Sankaranthi sarees. In the former, the entire warp is art silk yarn while in the Sankaranthi variety one third of the warp is cotton yarn; i.e. for every two ends of rayon yarn there is one end of cotton yarn. The tower or "Gopuram" type solid border sarees, produced in Kanakanpatti area of Palni taluk is also known as "Sankaranthi" sarees locally.

Dhothies, sarees and shirting pieces produced from 60 D Cupressa rayon yarn are known as "Pumper" (for Bemberg) varieties. These fabrics look like pure silk fabrics.

Apart from sarees and dhothies, the other varieties commonly produced on handlooms with rayon yarn are urumals or turban cloth, uppers namely angavasthrams and towels, and skirt, blouse and shirting pieces. Except 300D all other qualities of rayon yarn are used by handloom weavers.

The great majority of rayon handlooms are concentrated in the taluks of Dindigal, Palni, Nilakottai and Periakulam taluks of Madurai District, and in Sankari, Tiruchengode and Salem taluks of Salem District. Madurai city and Salem city are also important centres for rayon fabrics. A few rayon yarn weaving pockets are found in Coimbatore District (Bhavani area) Trichy District (Manamedu area) and Ramnad District (Aruppukkottai and Paramakudi area).

Handlooms engaged in the production of rayon fabrics are generally of fly shuttle type. However, in Aruppukkottai (Ramnad District) and Kanakkanpatti (Palni taluk, Madurai District) Korvai or solid border varieties are produced on throw shuttle looms. The production of these varieties is undertaken generally against specific orders. In Aruppukkottai area both warp and weft are of rayon yarn while in Kanakkanpatti, the warp is cotton yarn and the weft is art silk yarn unlike other areas where in mixed fabrics, the warp is always rayon yarn.

The deniers of yarn and counts of cotton yarn used in the production of "Pure" and "Mixed" fabrics are usually as follows: (But when a particular denier is not available, weavers use any quality that they can get at).

**"Pure" art silk fabrics**

$60^D$ X $60^D$, $75^D$, $100^D$, and $120^D$

$75^D$ X $100^D$, $120^D$

$\left.\begin{matrix}100^D\\120^D\end{matrix}\right\}$ X $100^D$, $120^D$ and $150^D$

$150^D$ X $150^D$

**"Mixed" fabrics**

$55^D$, $60^D$, $75^D$ X 100s and 80s
(60s cotton yarn is used for weft in Bhavani area)

$100^D$, $120^D$ and $150^D$ X 40s

The cost of production of rayon fabrics varies according to the "Open Market" rates for art silk yarn.

In a Co-operative Society it was noticed that while costings for its fabrics have been prepared on the basis of rates charged by the State Society which supplied the raw material, the selling rate for the cloth was fixed at 25% over the cost of production, to cover the higher price paid for the rayon yarn purchased in the open market. The prices of art silk fabrics therefore, vary from centre to centre and in the same centre prices will be fluctuating.

2. As in the case of cotton yarn, certain preparatory processess are necessary before weaving. Several twisting factories run by electric power have now come into existence which supply warps of rayon yarn. In these factories rayon yarn is first wound on bobbins and then twisted to increase its strength; the twisted yarn is converted into skeins from which warps are prepared. The charge for these operations vary from Rs. 1.00 to Rs. 1.50 per lb.

The warp received from the factories is given a dressing in the street, to ensure that there are no broken ends. After dressing, the warps are given a sizing. Two methods of sizing are in vogue.

**First Method**

The warp is stretched horizontally in sheet form in the street and a cylindrical cloth bag containing the size or conjee made of tapioca flour is rolled over the warp which is then allowed to dry.

**Second Method**

The warp after being given a dressing is rolled into skeins and immersed in a pot containing a solution of tapioca flour conjee and turned frequently till all the ends get the size. The warp is then removed from the pot, squeezed and dried in the Street as in the case of pure silk.

In Madurai, however, the sizing material is made of glue dissolved in kerosene.

The sized warp is attached to the ends of the old warp in the looms and is then given a dressing (known as allupidithal). Thereafter the reed containing the warp is fixed to the slay for weaving.

The dyeing of art silk yarn is similar to cotton yarn; vat, napthal, sulphur and direct colours are used for dyeing rayon yarn.

In areas like Pallipalayam where hand made warps are still in vogue, while winding the yarn on bobbins for the preparation of warps, it passes through a vessel containing the size or conjee. In the process of winding, the yarn gets a quarter twist and absorbs the size or conjee.

The bobins are taken to the warping mill after the yarn gets dry. There is no separate "sizing" or twisting as in the case of mill made warps.

The cost of warping and sizing which every producer has to incur varies from Rs. 1.60/- to Rs. 2.50/-per lb. The average is Rs. 2/- per lb. of yarn.

Piecing of warp and pirnwinding of weft yarn are attended to by members of the family generally. But where producers of rayon fabrics have to employ coolies for the purpose, the rates vary from Rs. 0.75/- to Rs. 2.00/- per lb. for piecing, and Rs. 0.37/- per lb. for pirnwinding. To this extent the net income of the weaver will be reduced.

The particulars of construction of art silk fabrics in a few selected centres are given in page No. 165.

Though it is difficult to estimate the total production of art silk fabrics since it is dependent on the availability of art silk yarn, I have made an attempt with reference to the figures collected in the sample survey. Out of 1,873 looms covered in the sample survey, 1,195 are pure art silk looms and the remaining 678 are mixed fabric looms. The average production per loom is as follows :

| | | |
|---|---|---|
| Pure art silk fabrics | 1,209 | yards per annum |
| Mixed fabrics | 1,024 | ,, |

The Director of Handlooms has stated that there were 88,784 pure art silk fabrics looms and 34,903 mixed fabrics looms in the first half of 1962-63. Assuming that there is no change in looms in the second half year, the total production of art silk fabrics in 1962-63 may be estimated at 142.75 million yards made up of 107.34 million yards of pure art silk fabrics (88,784 X 1,209) and 35.41 million yards of mixed fabrics (34,903 × 1,041). In part I of my report relating to cotton handlooms I have estimated



TABLE 6

Art Silk Fabrics - Construction Particulars

| | Name of the centre | Name of the variety | Denier of warp | Denier or count of weft (*) | Length of cloth (Yards) | Width of cloth | No. of ends per inch | No. of picks per inch | Total yarn consumed Lbs. | No. of yards per lb. |
|---|---|---|---|---|---|---|---|---|---|---|
| 1 | Madurai | Kodambakkam Sarees | 75 | 100s (C) | 45 | 47″ | 80 | 88 | A. 4.00<br>C. 2.50 | 7.0 |
| 2 | Dindigal (Madurai Dt.) | ,, | 60 | 80s (C) | 45 | 48″ | 84 | 84 | A. 3.25<br>C. 3.00 | 7.3 |
| 3 | Chinnalapatti (Madurai) | Sarees | 100 | $120^D$ (A) | 24 | 45″ | 70 | 70 | A. 4.75 | 5.0 |
| 4 | Vembadithalam (Salem) | ,, | 120 | $120^D$ (A) | 24 | 45″ | 70 | 60 | A. 4.40 | 5.4 |
| 5 | Pallipalayam ,, | ,, | 120 | $100^D$ (A) | 76 | 45″ | 70 | 68 | A. 14.00 | 5.4 |
| 6 | Attayampatti ,, | Shirtings | 60 | $75^D$ (A) | 36 | 46″ | 120 | 108 | A. 5.38 | 6.9 |
| 7 | Papparapatti ,, | Dhothies | 60 | 80s (C) | 40 | 52″ | 100 | 90 | A. 3.15<br>C. 3.13 | 6.4 |
| 8 | Thiruvappur (Trichy) | Kodambakkam Sarees | 75 | 100s (C) | 36 | 48″ to 49″ | 76 | 80 | A. 3.00<br>C. 1.80 | 7.5 |
| 9 | Kanakkanpatti (Madurai) | Tower (solid) border Sarees | 60s(c) | $100^D$ or $120^D$ (A) | 16 | 46″ | 70 | 68 to 70 | C. 1.28<br>A. 1.50 | 5.8 |
| 10 | Kottar (Kanyakumari) | Kodambakkam Sarees | $75^D$ & $150^D$ | 80s(C) | 45 | 47″ | 80 | 80 | A. 5.00<br>C. 2.90 | 5.7 |

Note: (*) (A) for Art Silk (C) for Cotton

that in 1960-61, the production of mixed art silk fabrics was 45.36 million yards. The fact that in 1962-63, there is a fall in the production of "mixed" fabrics is an indication of the availability of larger quantities of art silk yarn, enabling producers to switch over a certain proportion of "mixed" looms to the production of pure art silk fabrics.

Of the total production, about 60 per cent is consumed within the State while the remaining 40 per cent is sent to Maharashtra, Bengal, Orissa, Andhra, Madhyapradesh, Assam and Kerala.

**Communities engaged in weaving of art silk fabrics**

3. The following statement shows the community-wise details of households engaged in the production of art silk fabrics in the nineteen centres covered by the sample survey.

TABLE 7

Communities engaged in Weaving of Art Silk Fabrics

| | Name of centre | Sengunthars | | Devangas | | Saliars | | Sowrashtras | | Others | |
|---|---|---|---|---|---|---|---|---|---|---|---|
| | | No. of households | No. of persons | No. of households | No. of persons | No. of households | No. of persons | No. of households | No. of persons | No. of households | No. of persons |
| 1 | Salem Town | ... | ... | ... | ... | ... | ... | 17 | 91 | ... | ... |
| 2 | Elampillai | ... | ... | 27 | 203 | ... | ... | ... | ... | 3 | 7* |
| 3 | Vembadithalam | ... | ... | 29 | 189 | ... | ... | ... | ... | 6 | 29* |
| 4 | Attayampatti | ... | ... | ... | ... | ... | ... | ... | ... | 20 | 135* |
| 5 | Eelangasalai | 24 | 196 | 1 | 2 | 1 | 2 | ... | ... | 4 | 18(a) |
| 6 | Naduvaneri | ... | ... | 22 | 176 | ... | ... | ... | ... | 1 | 1(b) |
| 7 | Kanagagiri | 9 | 63 | ... | ... | ... | ... | ... | ... | 6 | 34(c) |
| 8 | Komarapalayam | 4 | 20 | 26 | 177 | ... | ... | ... | ... | ... | ... |
| 9 | Pallipalayam | 11 | 74 | 19 | 119 | ... | ... | ... | ... | ... | ... |
| 10 | Periamanali | ... | ... | 17 | 97 | ... | ... | ... | ... | 6 | 31(d) |
| 11 | Andiyur | 1 | 8 | 19 | 164 | ... | ... | ... | ... | 5 | 46(e) |
| 12 | Bhavani | 6 | 23 | 1 | 9 | ... | ... | ... | ... | ... | ... |
| 13 | Dindigal | ... | ... | ... | ... | ... | ... | 20 | 124 | ... | ... |
| 14 | Chinnalapatti | 6 | 26 | 68 | 379 | 1 | 2 | ... | ... | ... | ... |
| 15 | Alagiripalayam | ... | ... | 6 | 35 | 25 | 147 | ... | ... | ... | ... |
| 16 | Manjamedu | ... | ... | ... | ... | 12 | 68 | ... | ... | ... | ... |
| 17 | Paramakudi | ... | .. | ... | ... | ... | ... | 30 | 151 | ... | ... |
| 18 | Emaneswaram | ... | ... | ... | ... | ... | ... | 30 | 144 | ... | ... |
| 19 | Aruppukottai | ... | ... | 42 | 291 | ... | ... | ... | ... | ... | ... |
| | Total | 61 | 410 | 277 | 1,841 | 39 | 219 | 97 | 510 | 51 | 301 |

Note: * Gounders. (a) Vanniar 2/11. Gounder 2/7. (b) Nadar 1/1. (c) Gounders 2/14; Nadars 3/13; Pandaram 1/7; (d) Vaisyar 4/19; Mannudayar 2/12; (e) Gounders 3/23; Devars 2/23



An analysis of the above figures shows that of the 525 households covered, 474 households are those of the four hereditary communities of weavers while the remaining 51 households only belong to other communities. The percentage for each of the communities is given in the following table:

| Name of the community | Percentage to the total number of Households covered | Persons covered |
|---|---|---|
| 1. Sengunthars | 11.6 | 12.5 |
| 2. Devangas | 52.8 | 56.1 |
| 3. Saliars | 7.4 | 6.7 |
| 4. Sowrashtras | 18.5 | 15.5 |
| 5. Others | 9.7 | 9.2 |
| Total | 100.0 | 100.0 |

More than 50% of the households covered by the survey are of Devangas. Though it will be risky to draw a general conclusion that among art silk weavers in the State, 50% are Devangas, there is no doubt that this community switched over from cotton to art silk yarn in larger numbers than the other three communities of hereditary weavers.

**Varieties of Cloth produced**

4. Sarees are the mst popular variety produced by the weavers since, of the 1,873 looms covered by the survey 1,507 are engaged in the production of sarees. The break-up is as follows :

TABLE - 8

Variety-wise bre..k-up of art-silk looms.

| Variety | Looms engaged in the production of Pure fabrics | Mixed fabrics | Total No. of looms | percentage to total number of looms |
|---|---|---|---|---|
| 1. Sarees | 901 | 606 | 1,507 | 80.5 |
| 2. Dhothies | 45 | 45 | 90 | 4.8 |
| 3. Shirting | 86 | 17 | 103 | 5.5 |
| 4. Other varieties | 163 | 10 | 173 | 9.2 |
| Total | 1,195 | 678 | 1,873 | 100.0 |

Sarees are produced in all the art silk weaving centres. The areas where other varieties are produced are mentioned below :

**Dhothies**

1. Salem Town
2. Attayampatti
3. Kanagagiri (Kakkapalayam)
4. Pallipalayam
5. Eelangansalai (Edanganasalai)

} Salem District

6. Alagiripalayam — Trichy District

**Uppers and Towels**

1. Salem Town
2. Kanagagiri
3. Eelangansalai

} Salem District

**Urumalai (Turban Cloth)**

1. Elampillai
2. Attayampatti
3. Kanagagiri

} Salem District

**Skirt and Blouse Pieces**

1. Elampillai — Salem District
2. Chinnalapatti — Madurai District

**Shirting Pieces**

1. Elampillai
2. Attayampatti
3. Pallipalayam

} Salem District

4. Alagiripalayam — Trichy District
5. Aruppukkottai — Ramnad District

All varieties are produced in Salem District. In addition to sarees, Madurai District produces skirt and blouse pieces. The most popular and easily saleable variety is sarees and there is no centre where this variety is not produced.

In this connection special mention may be made of the "Tower" or "Thazhambu" (தழும்பு) border sarees produced in Kanakkanpatti (Palni taluk, Madurai District). The fly shuttle loom is converted temporarily as a throw shuttle loom to produce the above type of solid or korvai border. The number of looms in the centre is about 200 and mixed fabrics are generally produced. Tie dyeing of warps is the practice to secure separate colours for the body and heading or 'mundhi' of the sarees. As in the case of solid border pure silk

sarees, three shuttles are used and the weaver has a boy-assistant. The construction particulars of the saree are given below :

| | |
|---|---|
| Warp length | 17 yards |
| Cloth length | 16 yards |
| Width of the cloth in loom | 47 inches |
| Width of the cloth after weaving | 46 inches |
| Count of warp yarn | 60s (cotton) |
| Denier of weft yarn | 120D (art silk) |
| No. of ends per inch | 70 |
| No. of picks per inch | 68 |
| Quantity of warp yarn | 77 hanks (1.28 lbs.) |
| Quantity of weft yarn | 1.05 lbs. |

With reference to rates for art silk yarn prevailing in January 1963, the cost of production of the above variety is as follows :

| | | |
|---|---|---|
| Cost of cotton yarn (including warping, sizing charges) | Rs. | 11.08 |
| Cost of rayon yarn for the weft (120D) (including dyeing charges) | Rs. | 9.22 |
| Weaving wages | Rs. | 19.75 |
| | Rs. | 40.05 |
| Cost of production per yard | Rs. | 2.50 |

For plain variety the weaving wage is 50% of the above. The saree is in great demand during marriage seasons.



**Income**

5. The Survey covered 118 households of independent weavers, 341 households of dependent weavers and 66 households of members of co-operative societies. An analysis of the figures collected shows that while the average income *per loom* of weavers who are in the co-operative fold is the highest, the income *per household* is the lowest. The following table gives details :

TABLE 9

Average income in the production of art silk fabrics.

| | Independent weavers | Dependent weavers | Members of co-operatives |
|---|---|---|---|
| No. of households | 118 | 341 | 66 |
| No. of looms | 800 | 940 | 133 |
| Total income Rs. | 3,18,098 | 3,53,972 | 64,062 |
| Average income *per loom* per *annum* | 397.62 | 376.56 | 481.67 |
| per *month* | 33.14 | 31.38 | 40.14 |
| Average income *per household* per *annum* | 2,695.75 | 1,038.04 | 970.64 |
| per *month* | 224.65 | 86.50 | 80.89 |

Since out of 800 looms controlled by independent weavers, coolies are emplyed on 508 looms, many of the independent weavers are really pettymaster weavers. Taking the household as a unit the income of the independent-cum petty master weavers is the highest.

For comparative study, the income per loom and per household per month for cotton, silk and art silk weavers is given below :

TABLE 10

Average income for cotton, silk and art silk weavers (Income per month)

| | Cotton weavers | | Silk weavers | | Art silk weavers | |
|---|---|---|---|---|---|---|
| | Per loom | Per household | Por loom | Per household | Per loom | Per household |
| 1. Dependent weavers | 25.75 | 65.08 | 41.83 | 66.33 | 31.38 | 86.50 |
| 2. Independent weavers | 18.75 | 206.83 | 40.33 | 137.75 | 33.14 | 224.65 |
| 3. Members of Co-operatives | 27.25 | 74.25 | 39.17 | 58.83 | 40.14 | 80.89 |





In all the three categories of weavers namely silk, art silk and cotton, the independent-cum-petty master weavers' income *per household* is the highest. The income per household of art silk weavers is higher than that of cotton and silk weavers. It is for this reason, that pure silk weavers in Salem Town, who are accustomed to produce only white varieties for which the market is seasonal, are now switching over to the production of art silk fabrics.

**Conclusion**

6. Rayon fabrics, which are more attractive though less durable than fine fabrics made from cotton, are found to be in great demand from the consuming public. This is clear from the increasing number of handlooms engaged in the production of art silk fabrics. The art silk weaver is comparatively much better-off than the producer of cotton fabrics. While the average indebtedness *per loom* and *per household* in the case of cotton weaver is Rs. 161.82 and 485.47 respectively, it is 62.66 and 223.54 in regard to art silk weavers. The percentage of idle art silk loom is 3.8 against 5.0 per cent for cotton looms. The average income from art silk looms per household is the highest among the three class weavers.

On account of overcrowding in the cotton handloom industry, the income of a cotton handweaver is perhaps the lowest compared with that of other skilled artisans. If rayon yarn of good quality is available in adequate quantities there is no doubt that more and more cotton handloom weavers will take to the production of art silk fabrics easing the pressure on the cotton handloom industry. To the extent that there is a switch over from cotton to art silk yarn it will do good to the industry as a whole. (It is upto the All India Handloom Board and the State Co-operative Department to initiate suitable measures to make such switch-over possible.)

PART V

# WOOLLEN HANDLOOM INDUSTRY

**Historical**

I have said enough about the antiquity of handweaving in Part I, of my report relating to cotton handlooms. The fact that Rig Veda (IX-66) and Manusmrithi (V-120) mention woollen fabrics, is abundant proof that wool was known to ancient writers of India. It is probable that the knowledge of wool came through the Aryan invaders who, doubtless, were largely shepherds. "And even with the Mohammadans, the knowledge in wool seems to have been no less extensive since frequent references to it are made in the Persian and Arabic classics." In the past, wool was not spun into yarn before weaving, but was arranged in piles and pressed to produce blankets. Exports from India included "wool from the fleece of the sheep bred on her north western mountain ranges, embroidered woollen fabrics and coloured carpets." It is clear that like cotton weavers, woollen handweavers also had reached a high degree of proficiency and perfection.

**Previous reports on the Woollen Industry**

2. Edgar Thurston's Monograph on "The Woollen Fabric Industry of the Madras Presidency" (1898), perhaps the first of its kind is, in his own words "a review pirated from various sources of information of the position and prospects, of the carpet and rug industry." This monograph shows that at the close of the last century, apart from weaving establishments in Wallajah, Ayyampet and the Central Jails of Vellore and Trichy which produced carpets and blankets, coarse woollen blankets or cumblies were produced by Kurumbars or Kurubas in the districts of North Arcot, South Arcot, Madurai, Coimbatore, Salem and Trichy. The industry was confined to a single village in Tanjore District and to 22 villages in Madurai District. So far as the coarse blanket industry is concerned the position today is the same as it was 60 years ago. Production of woollen blankets or cumblies is a part-time occupation of the Kurumbars in these five districts of South Arcot, North Arcot, Salem, Coimbatore and Trichy.

Mr. Narayana Rao's Report on the Survey of Cottage Industries (1929) shows that while the manufacture of coarse cumblies continued to be a subsidiary occupation of Kurumbars, the carpet industry was generally on the decline.

The Indian Tariff Board on the woollen Textile Industry (1935) has given the following account of how the handweaving woollen industry was then organized.

"The term 'Cottage Industry' is commonly applied to the handloom industry as a whole. It seems desirable to explain the organisation of the industry in greater detail. A true cottage industry implies production by a worker working in his own cottage with the help of his family, with his own appliances and with sufficient capital or credit to buy his own raw material, sell his output and generally to undertake the risk of his own business. Under the pressure of the economic conditions of today this form of cottage industry is tending to become less common except perhaps in the Kulu and Kumaon Valleys of the North and similar areas of Kashmir where almost every family of the hill tribes whether settled or still nomadic possesses its own looms, spins its own yarn and probably grows its own wool. Elsewhere throughout India there is an increasing tendency for the weaver to be financed from the beginning to the end in all his operations by the local bania or mahajan, though the degree of independence of the weaver naturally varies greatly. In many places the functions of supplying capital and raw material, marketing of finished product in fact the general risks of the undertaking, have passed in the hands of these middlemen, and here the status of the cottage worker has been reduced from independence to that of a wage earner, though working in his own cottage and perhaps still owning his appliances. In the more developed areas of the Punjab and the United Provinces this development has been carried yet further and the industry is very largely in the hands of small capitalists (who are sometimes themselves successful weavers) who have either organised the industry into small-scale factories or as is still common, for example in the carpet industry, leave their employees to continue working in their own cottages. In Kashmir, a successful organisation of this type is that of the All India Spinners' Association, which working in collaboration with the State Industries Department, both advises in the production and assists in marketing of handwoven goods in a number of towns in India." (Paragraph 120)

The Board has further observed that "technical advice and assistance in marketing arrangements are doing



much to foster the sister cotton industry and we believe that similar advice and assistance particularly in the finishing of woollen goods and help both in keeping weavers in touch with demands of the market and in disposing of the manufactures without the intervention of the grasping middlemen should be equally effective in this industry." (Page 91)

The report shows that in the composite Madras State there were 23 non-power factories producing carpets and 5,258 handlooms in cottages engaged in the production of woollen fabrics mainly cumblies. The number of persons employed in the industry was estimated at 15,700 of whom 700 were working in Factories and the rest in cottages. This was the position in 1934. The Fact Finding Committee has stated that the number of handlooms engaged in wool was only 266 in 1940. (Table VIII). According to the 1951 Census, the number of self-supporting persons engaged in the woollen spinning and weaving was 6,163 for the undivided Madras.

The Census returns for 1961 show that the number of woollen spinners and weavers other than in mills was 1,237 of whom 370 were spinners and 867 were weavers. The district-wise figures are given below :

| District | Wool spinning other than in mills | | | Wool weaving in handlooms | | |
|---|---|---|---|---|---|---|
| | Total | Males | Females | Total | Males | Females |
| 1. Madras | 2 | x | 2 | x | x | x |
| 2. Chingleput | x | x | x | x | x | x |
| 3. North Arcot | 116 | 5 | 111 | 195 | 118 | 77 |
| 4. South Arcot | 4 | 2 | 2 | 2 | x | 2 |
| 5. Salem | 221 | 86 | 135 | 158 | 58 | 100 |
| 6. Nilgiris | 3 | x | 3 | 1 | 1 | x |
| 7. Coimbatore | x | x | x | 444 | 8 | 436 |
| 8. Madurai | 14 | 4 | 10 | 26 | 5 | 21 |
| 9. Trichy | 5 | x | 5 | 41 | 26 | 15 |
| 10. Tanjore | 5 | 2 | 3 | x | x | x |
| 11. Ramnad | x | x | x | x | x | x |
| 12. Tinnevely | x | x | x | x | x | x |
| 13. Kanyakumari | x | x | x | x | x | x |
| Total | 370 | 99 | 271 | 867 | 216 | 651 |

From the above figures it may be seen that there has been a gradual decline in the industry since the report of the Tariff Board was issued in 1935.

**Wool**

3. The term 'Wool' is generally applied to all hair obtained from sheep and goat. In its strict sense, however, the term will apply only to sheep's hair which has the property of felting, a process due to the interlocking of the numerous serratures with which its surface is covered; goats' hair does not possess that property. Broadly speaking "Wool" may be classified into three categories.

(i) Fine and soft wool obtained from the merina breed of sheep the trade name of which is merina.

(ii) Good quality wool but coarser than merina which is known as cross-breed.

(iii) Coarse wool obtained from oriental sheep known as carpet wool.

All Indian wool except that produced in Kashmir and Bikanir falls in the last of the above three categories; its staple length is a little over two inches on the average while Bikanir wool has a staple length of six to twelve inches. The Superior Coimbatore breed however, gives wool with a staple length of 4 to 5 inches. As in the case of cotton, raw wool has to be spun into yarn before the production of fabrics and such yarn falls into two groups namely:

(i) Worsted or superior yarn produced from long staple wool.

(ii) Woollen yarn spun out of short staple wool.

Since "worsted" yarn is required to produce clothings, short staple wool available in Madras is not suitable for the manufacture of clothes; only carpets, rugs and blankets or cumblies can be produced.

"Counts of 'Worsted' yarn are estimated from the standard of 560 yards weighing one pound (lb). A yarn of these dimensions would be known as 1s and consequently a 32s yarn is one of which 32 x 560 yards namely 17,920 yards weigh one lb .. Counts of woollen yarn are usually calculated on the basis of skeins, 16 yards being equal to 1 skein weighing one ounce. A 8 skeins yarn is therefore one of which 128 yards weigh one ounce."

While private establishments purchase wool from the tanneries, the hereditary weavers use only clipped wool of live animals. Tannery wool is of two varieties. The inferior wool containing lime is called limed wool

while the other variety is "pulled or plucked wool" which is free from lime. The prices vary according to colour, the lighter the shade the higher the price. The following were the rates prevailing in January 1962.

| Description of wool | for 500 pounds. Lime or inferior wool | | pulled wool | |
|---|---|---|---|---|
| | Rs. | np. | Rs. | np. |
| 1. White | 680 | 00 | 950 | 00 |
| 2. Rose | 385 | 00 | 750 | 00 |
| 3. Grey | 185 | 00 | 500 | 00 |
| 4. Dark | 130 | 00 | 200 | 00 |

There has been an abnormal increase in prices of raw wool during the past 15 years, pushing up the price of druggets which has resulted in the loss of foreign markets as shown below:

**Price of white wool (500 lbs) Superior**

| Year | Price (Rupees) |
|---|---|
| 1928 | 60 to 75 |
| 1946 | 300 to 335 |
| 1960 | 800 to 950 |

The Kurumber families mostly use wool clipped from their own animals. Clipping is done not more than twice a year in the tamil months of "Thai" (Jan-Feb) and "Adi" (July-Aug). Before clipping, the animals are bathed in a tank and allowed to graze. After the wool gets dry it is clipped with a special kind of scissors or shears. A Kurumbar adult can clip the wool of about 25 sheep in a day. The actual yield of wool varies from district to district. Enquiries made in certain selected villages disclose the following facts.

| | Average wool yield *per sheep per annum.* |
|---|---|
| 1. Somasipadi (North Arcot Dt.) | 2/5 lb |
| 2. Muthanur (North Arcot Dt.) | 1/2 lb. |



| | Average wool yield *per sheep per annum* |
|---|---|
| 3. Ranjangudi (Trichy Dt.) | 1 to 1½ lbs. |
| 4. Kolakudi (Trichy District) | 1 lb. |
| 5. Venkatachalapuram (Trichy Dt.) | 1 lb. |
| 6. Mekalanaickenpatti (Trichy Dt.) | 1 to 1¼ lb. |
| 7. Kalangal | ½ to ¾ lb. |
| 8. Kannampalayam. (Coimbatore Dt.) | ½ to ¾ lb. |

Mr. Narayana Rao has mentioned that the average yield of a sheep is 8 ounces to 12 ounces (½ to ¾ lb) of wool, the total yield in its life-time being 4 to 6 lbs. The wool is of three colours, namely grey, black and an admixture of both grey and black wool. The Coimbatore breed gives grey wool which is superior to the other two varieties.

According to the Livestock Census of 1961, there were 71,59,236 sheep in the State. Taking the average yield as 10 ounces per annum the total sheared wool will be of the order of 4.5 million lbs. per annum. If the entire wool is utilised in the manufacture of blankets the total production will be about 10 lakhs blankets of the size of 108" x 54". But as many of the Kurumbars prefer to sell away the raw wool. the actual quantum of production of blankets is much less. There are no statistics regarding such production.

**Vinnamangalam Wool Processing Centre**

4. Tannery wool and goat hair with very low clean content are exported in large quantities through the ports of Madras and Bombay. As a result of Joint investigation by the Government of Madras and Mysore as to how best the export and use of this commodity could be improved, a wool processing centre has been started at Vinnamangalam, midway between Bangalore and Madras. It is a Joint venture of both the States where the latest equipment in the field of washing, opening, teasing, willow-carding and dyeing have been imported from abroad and are installed. It is stated that this is the only one of its kind in India designed to cleanse with normal detergents and to process all types of tannery unclean raw wool. Briefly its functions are to procure the tannery raw wool and hair at reasonable prices and to process them by the latest scientific methods, with a view to standarize the





by-products of the tanneries for export purposes and to meet the requirements of the drugget and carpet manufacturers. The capital invested is Rs. 13 lakhs, and it is proposed to spend another Rs. 3 lakhs for the construction of residential quarters. The centre was started on 17th December 1960. It can process daily 3,000 lbs of raw wool while 2,000 lbs. can be dyed. A visit to the centre in April 1962 revealed that it had temporarily suspended its activities in view of the heavy accumulation of processed wool for which the demand has not been encouraging. The centre supplies processed wool to some of the production-cum-training centres run by the State Government. Two of the centres which received supplies of processed wool complained that the rates charged by the processing centre are higher than the prices at which wool could be procured locally and that the processed wool has no staple length with the result that the percentage of wastage in spinning is very high. The officer in charge of Venkatachalapuram centre stated that while he could procure pure long staple white wool at Rs. 4-53 per kilo and black wool at Rs. 2-29 per kilo, the Vinnamangalam rates including transport charges come to Rs. 4-71 and 3-91 respectively and that the quality also is poor. The same complaint was made in the Veeranam (Dhadanur) centre also. It was stated that if Vinnamangalam processed wool, instead of locally clipped wool, is used in the production of carpets and blankets the cost of production of the fabrics will be comparatively higher, creating problems regarding marketing.

It is for this reason that the weaving establishments in Walajah do not go in for the wool processed in this centre.

**The Nilgiris sheep Farm**

5. With a view to improve the quality of wool produced by the Nilgiris breed a Sheep Breeding Farm, was established in Ootacamund in June 1950. It received 10 rams and 15 ewes (Romney Marsh breed) from Australia and 2 rams (kuibishev breed) from Russia. Selective breeding and cross breeding are being done to get new strains of sheep, suitable to the locality. In June 1962, there were 658 animals in the Farm. The animals are divided into two batches and each batch is clipped once a year in February and October. While the yield of the local breed is 1½ lbs. a year, foreign breeds give 10 to 14 lbs. per annum. The Nilgiris breed of sheep gives fine quality wool of staple length of 2 to 3 inches and by selective and cross breeding the farm is trying to improve the yield, without prejudice to the quality. 200 rams have been distributed in the locality since the Farm was started. The farm produces annually about 1000 k. g. of raw wool, which is sold to the Ranibennur Government Wool Spinning Centre at Rs. 3 per lb. The Sheep Breeding Officer has stated that though the wool produced in Nilgiris is suitable for the manufacture of worsteds, it is used for the production of second grade stuff.

**Present position regarding carpets, druggets and cumblies**

6. The woollen handloom industry may be divided into three categories namely;

1. Pile carpets.
2. Druggets or rugs.
3. Blankets or cumblies.

Thurston has mentioned that Walajah and Ayyampet (Tanjore Dt.) were the centres of the carpet and drugget industry. In regard to Walajah he has observed:- "The manufacture of rugs is still carried out on a small scale in Walajah town, which was once celebrated for its woollen carpets. At the present day there are only three carpet weaving establishments, with twenty looms on which rugs are made, by Mohammadans and Hindus for export to England...". "Ayyampet in the Tanjore District was once an important centre for the manufacture of woollen mats and carpets for which this district is famous and about ten years ago 107 families were employed in the industry. Now twelve families only are engaged in it." In the Report on the Survey of Cottage Industries (1929) Mr. Narayana Rao has recorded that in Walajah there were 200 carpet looms while in Ayyampet the industry had ceased to exist. Pile carpets are now produced only in the weaving factory of M/s. Kishinchand Chellaram in Walajah where out of 36 looms 18 are active. In the remaining five establishments, out of 67 only 28 looms are active, and they produce druggets. It is clear that since there were 200 carpet looms in 1927 as against 20 in 1898 in Walajah, there was a revival of the industry in the first quarter of the Century but it declined in the second quarter as there are now only 102 looms of which 46 are active.

The drugget industry was introduced in Salem about 50 years back, by one Sri Balaramiah who came from Bangalore. Some 10 years ago there were 300 looms; there are only 100 looms now of which 76 are active. Even these looms produce fabrics against orders and when there are no orders, the production is suspended. The industry is generally on the decline, the principal reason being an increase in the price of raw wool. Such

wool can be easily exported. The general opinion is that unless the price of tannery wool is from 0.15 nP. to 0.25 nP. per lb. it will not be possible to produce druggets at competitive rates. U. S. A. is the main market for the druggets and it is stated that the demand for druggets in America is at present low.

The Kurumba families in the districts of South Arcot, Salem, Coimbatore and Trichy produce cumblies from clipped wool as a subsidiary occupation. The primitive type of looms which has no permanent fixtures are set up whenever required. No statistics have been compiled about such looms and unless a detailed survey is made it will not be possible to ascertain the number of looms.

**The Vellore Central Jail**

Woollen articles are produced in Vellore Central Jail. From Thurston's monograph, it is seen that the industry was introduced in the Jail about the year 1874 with two looms, for the manufacture of rugs. There are at present 16 horizontal looms producing cumblies for convicts, warders, Police, Forest and Stationery Departments. Machine spun woollen yarn is obtained through the Indian Stores Department. The following statement shows the production, cost and sale price of the cumblies for the three years from 1959 to 1961.

| Year | Production of cumblies in Square yards | Cost price per square yard | sale price per Square yard. |
|---|---|---|---|
| | | Rs. nP. | Rs. nP. |
| 1959 | 10,177 | 4 02 | 4 43 |
| 1960 | 17,129 | 4 04 | 4 45 |
| 1961 | 22,563 | 3 77 | 4 15 |

The margin of 10% is quite reasonable.

**The vertical and primitive types of looms**

8. Four types of looms are used for the manufacture of woollen fabrics. They are: (i) The Fly Shuttle Loom (ii) the Throw Shuttle Loom (iii) The Vertical Loom (iv) the primitive type of loom. The fly shuttle and throw shuttle looms are the same as those used for the production of cotton cloth and silk fabrics. The vertical loom is made of hefty bamboo poles, has neither healds nor even a conventional reed. The width of the loom varies from 3' to 12'. In Wallajapet, there are 9 looms with a width of 15' to 23'. The loom consists of a big roller known as "thur" which is fixed to two stones known as "modikkal" at a depth of two feet below the ground level. An iron rod is tied to the roller and the warp is attached to this rod. This takes the place of the reed in the ordinary fly shuttle loom. The 'thur' serves as a cloth roller while keeping the warp in proper tension. The weft yarn which is inserted by hand between the warp threads is beaten by an instrument known as "Hatta" to bring the picks close to one another.

The primitive type of loom commonly used by the Kurumbars consists of a carpet roller to which one end of the warp is attached. At the other end of the warp is a rod held in position by being attached to a peg driven into the ground, with strong rope. The shedding is secured by a plank which is also used for beating the picks while the shuttle is a hollow bamboo tube, into which the weft yarn is inserted. These looms have no permanent fixture, nor heavy frames and are therefore easily portable. As weaving is only a part-time occupation, the weaver set up the looms when required. The total cost of the loom, parts and other instruments does not exceed Rs. 17 as shown below:

| | Rs. | nP. |
|---|---|---|
| Loom parts (Carpet roller, lease rods, hollow tube) | 10 | 00 |
| Scissors | 3 | 00 |
| Spindle | 2 | 00 |
| Plank used for beating | 0 | 62 |
| Ropes | 1 | 00 |
| | 16 | 62 or Rs. 17/- |

It will be necessary to replace those parts or instruments which get damaged or become useless.

**Production of Carpets and Druggets**

9. In my monograph on "Carpets" and Druggets of Walajahpet" I have mentioned in detail the techniques of production of carpets and druggets, and I am not, therefore, repeating it here. For the sake of completeness of this report, it may be stated that carpets are now produced only in the Factory owned by M/s. Kishinchand Chellaram at Wallajah; 10s cotton yarn for warp and woollen and jute yarn for weft are used in their production. In regard to druggets, while the factory owners in Wallajah use 10s yarn for warp, those in Salem use 8s yarn. In both the centres tannery wool is used for weft to keep down

A vertical drugget loom.

Dyeing of Wollen Yarn.



the cost of production, In Wallajah while the woollen yarn is dyed, in Salem raw wool is dyed after cleaning and washing and dyed wool is spun into yarn. The weight of a carpet is 5½ lbs. per Sq. yard while that of a drugget is 4 lbs.

**Production of Coarse Blankets**

10. In regard to blankets produced by the Kurumbars both the warp and weft are clipped yarn of live animals. Except clipping, all the other operations are done by women. The clipped wool is a solid mass similar to lint. It is ginned by hand process and carded with a small bow similar to the one used by Khadi weavers. The carded wool is spun into yarn by women with a wooden takli, the length of which is 20". It is conical in shape with an iron spike at one end. The sharp end is inserted into a cup and the woman spins the wool on her lap. The use of charka for spinning is rare though it is not unknown. The warp is then prepared; seven pegs are driven into the ground. The woollen yarn is passed around these pegs in a particular manner so as to have 200 ends for the body and 24 ends for selvedges, in a width of 27". The length of a warp is usually 3 yards and it is sized in the same way as cotton yarn. Tamarind seed powder mixed with rice kanji is used for the purpose. Three persons are generally required for sizing. One end of the sized warp is attached to the carpet roller while the other end is secured by a rod which is held in position by a rope tied to a peg. Two lease rods are inserted into the warp to facilitate weaving. The woollen yarn for weft is thrust into a hollow bamboo tube of about 12" in length which is passed from end to end by hand. The shedding is secured by a wooden plank which is also used for beating the picks. The carpet is rolled on a stick.

The size of the carpet is 27" x 108" weighing about 1½ to 2 lbs. (i.e. 20 to 25 palams). Two such carpets are stiched together to obtain a single carpet of 54". x 108". An yellowish grey carpet of this size is sold for Rs. 20/-; darker shades are cheaper.

If the Kuruba family sells the wool instead of producing blankets it will get Rs. 2-25 to Rs. 2-50 per lb. for grey variety. As about 5 lbs. of raw wool have gone into the production of a blanket of the size 108" x 54" the cost of raw materials will be Rs. 11-85. The balance of Rs. 8-15 being the difference between the sale price of the blanket and the price of raw wool, represents weaving wages including preparatory processes and margin of profit. As it takes about 30 to 35 days for a Kuruba family to complete ginning, carding, spinning and weaving 5 lbs of raw wool, the above represents the monthly income of the family. The income which is less than Rs. 10/- is very low. Elimination of middlemen who purchase these blankets will enable the Kurubas to secure a better price for their products and it is in this direction that co-operative action is called for as is done in Mysore. This will be referred to later.

**Wool Training-Cum-Production Centres**

11. With a view to popularise improved methods of spinning and weaving woollen fabrics, the State Government are running certain wool production-cum-training centres. Five such centres were selected for study and the results are as follows:

**Kolakkudi** (Trichy District)

There are seven looms of which three are horizontal frame looms and the remaining four are vertical looms. Twelve candidates are given training at a time and so far 48 persons have been trained. Druggets, pile carpets and thin blankets are being produced. The warp yarn is 2/12s cotton yarn and the weft is woollen yarn. Clipped raw wool is purchased locally at the following rates.

| | |
|---|---|
| Dark brown | Rs. 0-30 to 0-35 per lb. |
| Rose | Rs. 0-90 to 1-00 per lb. |
| White | Rs. 1-25 to 1-50 per lb. |

The centre has been supplied with a hand-driven carding machine the capacity of which is 50 lbs. of dead wool and 200 lbs. of live wool. The machine can also be run by power in which case the capacity will increase five fold. Raw wool purchased locally is passed through this machine 4 or 5 times. The carded wool is then dyed and spun on vertical charkas. The bulk of the goods produced are sold locally. The margin of profit was originally fixed at 20% but at present the selling rates are fixed with reference to market rates:

A co-operative society for the production of woollen fabrics is being run as an adjunct to the centre. It was started on 9-7-1959 and there are now 8 looms; black cumblies and cotton carpets are manufactured at present. Upto 31-12-1961, 854 articles valued at Rs. 7,684 have been produced. It has received the following assistance from the Government:

| | | |
|---|---|---|
| 1. | Working capital loan | Rs. 7,000 |
| 2. | Share capital loan | „ 3,300 |
| 3. | Subsidy for buildings etc. | „ 16,200 |

The society has drawn the entire working capital loan of Rs.7,000/-. At Rs. 200/- per loom 35 looms should have been enrolled but there are only 8 looms though the membership is 50. The Balance sheet as on 31-12-1961 shows that the society worked at a loss of Rs. 261.81. An increase in production by increasing the number of looms is nceessary to make the society an economic unit.

**Venkatachalapuram** (Trichy District)

The centre was started only on 1-3-62. It has 3 looms and there are 10 trainees. It has been supplied with a hand-driven carding machine, the capacity of which is 11 lbs. per hour. Good quality clipped wool whitish in colour is processed locally and spun on the charka after cleaning and carding. The existence of the centre is not known even to local residents.

**Ranjangudi** (Trichy District)

Woollen handloom industry was in a flourishing condition in this centre some 30 years back. There are at present no woollen looms here. To revive the industry and popularise improved methods of carding, spinning and weaving, the centre was opened on 18-5-1962 with 2 looms and 5 trainees. Raw wool is purchased locally and in the nearby villages of Kaikalathur, Karianur, Pasumbalur and Pimbalur at Rs.1.25 per lb. Cumblies with 10s cotton yarn for warp and woollen yarn for weft are produced on the two looms. If the centre is ultimately converted into an industrial co-operative, the revival of the industry will be possible. Merely running a training centre for a few years and closing it afterwards will serve no purpose.

**Kalangal** (Coimbatore District)

Kalangal is in Sulur area where cumbli weaving is done extensively by the Kurumbars. Grey white wool is available locally at Rs. 2-50/-per lb. The centre receives supplies of raw wool from the Chinna Salem Sheep Farm also, the cost of which is Rs. 1-50 per lb. There are 4 looms and 10 trainees. Two pedal operated charkas and a carding machine have been supplied to the centre. It is expected that the trainees who are Kurumbars will, after the completion of their training, take to improved methods in regard to the production of cumblies.

**Veeranam : (Dhadhanur)** (Salem District)

The cumbly weaving factory at the centre which was owned by the Mysindia company was taken over by the Government, when the former stopped their production activities. It has 12 vertical and 6 horizontal looms. This is purely a production centre for druggets; cotton yarn on 10s count is used for warp. Wool received from the Vinnamangalam wool processing centre is spun into yarn on charkas and used for weft. This centre has been complaining that the wool is not suitable for spinning in view of its short staple length and high percentage of wastage while spinning. The finished goods were kept locked up in the godown without being disposed of.

Though the object of running these centres is laudable the impression that I have formed is that there is no local enthusiasm and the residents have treated them as just a Governmsnt centre with which they have nothing to do.

**Formation of Co-operatives for the Kurumbars**

12. While the production of carpets and druggets is organised and controlled by capitalists the blanket or cumbly industry is conducted by the Kurumbars on primitive looms by primitive methods. Like the cotton handweaving industry this is disorganised.

There is no Kurumbar family which is not acquainted with the technique of weaving cumblies. The economic condition of these weavers is such that they are unable to hold to the products for a better market. The disposal of the blankets is largely in the hands of middlemen.

In Mysore, where the problems of cumbly weavers are similar to those in Madras, a Central Society known as the Mysore State Woollen Handloom Weavers' Co-operative Society Limited, was started in 1955, with headquarter at Bangalore. The main object of the society is to develop the existing wool weaving industry by providing assistance towards their working capital, supply of raw material, and marketing their fabrics. The Society's activities are now confined to marketing so as to enable weavers to get a better price for the cumblies. 122 primary woollen handloom weavers' co-operative societies have been formed in the various parts of the State and are affiliated to the Central Society.

Co-operatives for woollen weavers are generally eligible for financial assistance in the same way as those for cotton weavers except in regard to the payment of rebate. The All India Handloom Board can extend assistance to these co-operatives. Where both warp and weft are wool spun by hand as is the case with cumblies, it is recognized as khadi wool and and the Khadi and Village Industries Commission is competent to permit the payment of rebate in the same way as for cotton khadi.



The following is an extract of the report of the Department of Industries and Commerce, Mysore State, regarding the working of woollen co-operatives in that State.

"After the formation of the Mysore State woollen Handloom Weavers' Co-operative Society a number of schemes based on the general principles of the All India Handloom Board were got sanctioned for the development of woollen handloom industry. Upto the end of 1955-56 an expenditure of Rs. 1,42,212 was incurred on the handloom schemes. During the Second Plan Period commencing from 1956-57, large amounts have been spent on the woollen handloom schemes as detailed hereunder :

| Year | Expenditure |
|---|---|
| 1956-57 | 4.79 lakhs. |
| 1957-58 | 16.39 lakhs |
| 1958-59 | 0.43 lakhs |
| 1959-60 | 2.85 lakhs |
| 1960-61 | 1.59 lakhs |
| Total | 26.05 lakhs. |

In the Third five Year Plan, a provision of Rs. 21.68 lakhs is made for the woollen handloom schemes (6.24 lakhs for continuation schemes and 15.44 lakhs for new schemes). Provision is made in the Plan for supply of 200 carding machines, construction of 100 worksheds, starting of Inter State Depots and for establishing 2 big dye houses and a training centre. It has also been proposed to assist 2,000 weavers to form co-operatives and also to increase share value of 12,600 members of weavers' co-operative societies from Rs. 10/- to Rs. 25/- and from Rs. 25/- to Rs. 50/-

Information regarding physical results achieved during the Second Five Year Plan are given below :

| | | |
|---|---|---|
| 1. | Marketing depots started | 6 |
| 2. | Dye houses sanctioned | 5 |
| 3. | Carding machines sanctioned | 41 |
| 4. | Worksheds | 40 |
| 5. | Housing colonies | 6 (107 houses) |

The total amounts of loans and grants sanctioned for the various schemes implemented through the Mysore State Woollen Handloom Weavers' Co-operative Society are given below :

| Sl. No. | Name of the Scheme | Loan | Grant | Total |
|---|---|---|---|---|
| 1. | Loan towards share capital of the weavers | 2,48,720.75 | | 2,48,720.75 |
| 2. | Loan towards working capital of weavers under co-operative fold | 16,20,000.00 | ... | 16,20,000.00 |
| 3. | Establishment of dye houses | 12,000.00 | 11,340.00 | 23,340.00 |
| 4. | Openinig of marketing depots | ... | 24,000.00 | 24,000.00 |
| 5. | Opening of central depots | ... | 6,000.00 | 6,000.00 |
| 6. | Supply of looms and accessories | | 1,77,500.00 | 1,77,500.00 |
| 7. | Supply of carding machines | 51,000.00 | 51,000.00 | 1,02,000.00 |
| 8. | Purchase of samples | ... | 2,500.00 | 2,500.00 |
| 9. | Milling and Finishing plant | 77,500.00 | 77,500.00 | 1,55,000.00 |
| 10. | Common workshed | 1,02,000.00 | ... | 1,02,000.00 |
| 11. | Housing colony at Begur | 1,08,267.00 | 45,333.00 | 1,53,600.00 |
| 12. | Housing colony at Medleri | 1,44,800.00 | 60,000.00 | 2,04,800.00 |
| 13. | Housing colony at Venkatapur | 77,367.00 | 29,583.00 | 1,06,950.00 |
| 14. | Housing colony at Konakal | 19,200.00 | ... | 19,200.00 |
| 15. | Housing colony at Baragur | 27,200.00 | ... | 27,200.00 |
| 16. | Housing colony at Condabal | 19,200.00 | ... | 19,200.00 |

Regarding the supply of wool carding machines, the Department with the assistance of the Industrial Engineering Works, Magadi Road, Bangalore, has designed a medium type of wool opener and carder to be run by electric power, whose working is quite satisfactory; this set of machines is much useful to wool industrial co-operative societies and production institutions. 12 such sets of machines have already been supplied to primary woollen co-operatives in the State.

**Marketing**

"With a view to find market for the goods produced by the primary societies, eight marketing depots have been opened in the following places.

1. Pandhrapur (Maharashtra State)
2. Chinkamagalur
3. Shimoga.
4. Sagar (Shimoga District)
5. Sirsi (North Canara District)
6. Virajpet (Coorg District)
7. Mercara (Coorg District)
8. Sakaloshpur (Hassan District)

In addition to the marketing depots, bulk orders are being booked by the Mysore State Woollen Apex Society from several coffee and tea estate owners both within and outside the state for supply of kambals produced by the primaries.

To promote the sales of kambals, produced by the primary societies, the Khadi and Village Industries Commission have recognised kambals as Khadi and permitted the certified woollen handloom weavers' co-operative societies to allow rebate at 0.19 nP. per rupee on retail sales conducted by them. By this help the kambals produced by the primaries are being sold locally."

Perhaps a similar society can be established in Madras State. As the All India Handloom Board will extend financial and other assistance to such a co-operative, the Khadi and Village industries Commission can permit the payment of rebate to the co-operatives: such institutions will play an useful part in the uplift of the Kurumbars.

# APPENDICES

APPENDIX I

## Plan of Sample Survey and Special Study of the Handloom Industry in Madras State

I was in charge of the special study in handlooms. I began my work on 1-5-1961. (1st May 1961)

2. The main features of the plan are as follows :

(i) The Cotton Textile (production by handloom) control Order 1956, made the registration of handlooms working on cotton yarn obligatory. Though the provisions of the Order were later extended to non-cotton yarn looms also, the registration of non-cotton handlooms has not yet been taken up in this State. The number of registered looms relates to cotton yarn. The decision was that a sample survey of Census Houses having cotton handlooms should be undertaken to ascertain the numbr of looms (registered and not registered) and to gather details regarding the economic condition of weavers and that the survey should cover about 5,000 census houses equivalent to one percent of the registered looms in the State.

(ii) With a view to collect factual details relating to handloom industry I should tour as many handloom weaving centres as was necessary.

(iii) Since assistance from the cess fund is canalised through the co-operatives, I was to visit selected weavers' co-operative societies in the State and study their working. It was the idea that particulars collected during such study would be useful to assess how far the assistance has helped the industry.

**Sample Survey:** (Cotton Handlooms)

3. Handloom industry is carried on throughout the Madras State, in urban as well as rural areas. An administrative unit, say a city, town or a village within which the industry is carried on is called a handloom centre. The magnitude of the industry in a centre is determined by the number of handlooms working in the centre. The number of looms varies from centre to centre—in some cases rather widely—due to several reasons. There are centres containing a few looms as against centres where thousands of looms are concentrated. In order to study the various aspects of the industry, 114 representative centres in different strata as shown below were selected.

**Urban**

| | | |
|---|---|---|
| (i) | Centres having more than 15,000 registered looms | 2 |
| (ii) | Centres having 5,000 to 15,000 looms | 13 |
| (iii) | Centres having less than 5,000 looms | 33 |
| | Total | 48 |

**Rural**

| | | |
|---|---|---|
| (i) | Centres having more than 1,000 registered looms | 17 |
| (ii) | Centres having 200 to 1,000 looms | 24 |
| (iii) | Centres having less than 200 looms | 25 |
| | Total | 66 |

Having selected the centres the next step was to select the looms for the survey, in these centres. According to the houselists prepared in October 1960, there were 42,228 census houses in urban areas and 41,857 census houses in rural areas having handlooms. Out of these, 4,990 Census houses in the above 114 handloom centres were selected for the sample survey.

4. There are three categories of weavers namely (i) Dependent weavers working under master weavers, (ii) Independent weavers working on their own account, (iii) Weavers who are members of the Co-operatives. Since the problems relating to these categories of weavers are not similar, separate proformae were prepared in consultation with the Director of Handlooms, Madras for use by the Field Investigators.

Four Field Investigators (all graduates with Mathematics or Economics as their special subject) in the grade of supervisors (Fixed pay Rs. 160/-) were appointed for the sample survey. As none of them had any previous experience of handlooms, it was found necessary to train them for their special work. I

prepared and gave them a note on handloom weaving explaining the parts of a handloom, about the counts of yarn, how the cost of production of handloom cloth is arrived at etc., I then took them to weavers' houses in Mylapore and showed them the various processes such as bobbin winding, warping, sizing, piecing, dressing, pirnwinding and actual weaving of cloth. They were also given practical training in filling up the proformae for the three categories of weavers.

They were particularly instructed regarding the manner in which questions were to be framed so as to elicit correct and pertinent details from the weavers.

The districts in the State were divided into 4 groups and allotted to the four Investigators as shown below:

| | Number of Census houses selected for the survey |
|---|---|
| **Group I** | |
| Madras City | |
| Chingleput | |
| North Arcot ... | 1,221 |
| South Arcot | |
| Tanjore | |
| **Group II** | |
| Salem | 1.332 |
| **Group III** | |
| Coimbatore | |
| Madurai | 1,344 |
| Trichy | |
| **Group IV** | |
| Ramnad | |
| Tinnevelly | 1,093 |
| Kanyakumari | |
| Total | 4,990 |

Of the above 4,990 Census houses details were collected in respect of 4,756 houses and in the remaining houses there were either no looms or the household had given up weaving. The sample survey was begun in June 1961 and completed by the end of May 1962.

A tabulation team consisting of one Supervisor, 5 Compiler Checkers, and 1 sorter was formed in February 1962 for compiling the data collected in the sample survey. The tabulation team worked with its full complement upto 30-4-1962 and thereafter the strength of the team was gradually reduced; there was only one L. D. C. for compilation from I-II 1962 and he attended to the compilation of figures relating to silk and art silk looms also. He completed the work by 28-2-1963. Seven Tables were constructed in all and they were the source from which the several statements and tables in the Report have been compiled.

5. One of the objects of the sample survey is to estimate the number of cotton handlooms at the end of the Second Five Year Plan with reference to the total number of looms registered and not registered, in the 4,756 Census houses in the 114 representative handloom centres covered by the survey. The number of looms in Madras in 1960-61 was estimated as follows: Let A and B represent the number of looms registered and not registered in the representative centres selected, for the sample survey in a district and R the number of looms registered in the district by the registering authority. The total estimated number of looms in the district is $R\left(\frac{A+B}{A}\right)$ or $R\left(\frac{A+B}{A}\right)$ representing R registered looms and $\frac{RB}{A}$ looms not registered. Cotton looms include khadi looms and mixed fabrics looms where cotton yarn is used either for warp or weft.

**Silk and art silk handlooms**

6. Though Census houses containing silk handlooms were separately coditied from the houselist, it was found on verification that the enumerators had included art silk looms also as silk looms. There is no separate code far Art silk looms. For the sample survey of these two types of non-cotton handlooms, census houses from the houselists were not, therefore, selected but all important centres where silk and artsilk looms are concentrated were taken up and the number of houses that the special Field Investigator for non-cotton looms should visit in each centre was decided by me. The Field Investigator was also given instructions to select the houses in such a way as to cover the entire centre. The idea was that the Field Investigator should not visit all the houses in one street for the collection of data but should cover all the important streets containing these non-cotton looms. The Field Investigator entered on his duties in September 1961 and completed the work by May 1962. 2,743 looms in 37 centres were covered as shown below:

| | Number of centres | Number of looms |
|---|---|---|
| Silk | 18 | 797 |
| Art Silk | 19 | 1,946 |
| | 37 | 2,743 |

The particulars collected by the Field Investigator were compiled in seven tables.

The names of the handloom centres selected for the survey of cotton, silk and art silk looms are given in Annexure 1.

**Khadi and wool**

7. Khadi work is carried on mainly by the Madras State Khadi and Village industries Board and the Tamilnad Sarvodaya Sangh. The production of woollen fabrics on handlooms is a part-time occupation in the districts of Salem, Coimbatore, North Arcot and Trichy mainly by the Kurumbars, Harijans, Padayachis and Muslims. I made a detailed and special study of these two industries and visited 12 wool centres and ten khadi centres and collected material relating to wool and khadi looms.

8. In all, I visited 99 centres to collect factual details about the industry and made a special study of the work of 56 weavers co-operatives. The Madras State Handloom Weavers' Society has set up a yarn and Cloth Processing Plant at Erode, for which assistance was extended from the cess fund. I visited it twice, once in 1961 and again in 1962, to study its working in all its aspects. I visited Handloom Export Organisation and the Weaver's Service Centre, Madras of the All India Handloom Board to get a first hand knowledge of their working.

The Peelamedu, Somanur and Tiruppur Weavers Co-operative societies in Coimbatore District have distributed powerlooms to their members and I have endeavoured to make a special study of the introduction of powerlooms in the co-operative sector. The working of the 32 spindle unit has also been subjected to a critical study as it has great potentialities. The other important institutions that I visited are:

1. Vinnamangalam Wool Processing Centre.
2. Sheep Breeding Station, Ooty,
3. Gandhi Ashram, Tiruchengode, Salem Dt.
4. Gandhi Niketan, Kallupatti.
5. Gandhi Gram, Via Ambaturai.
6. The Mysore State Woollen Handloom Weavers Co-operative society Limited, Bangalore.
7. The Hope Sericultural Farm, Hosur.
8. The South India Co-operative Spinning Mills, Tinnevelly.
9. The Tamilnad Textile Mill Owners' Association, Madurai.
10. The Southern India Mill Owners Association, Coimbatore.
11. The Silk marketing Co-operative society Bangalore.
12. Sitra, Coimbatore.
13. The Textool Co., Ltd,, Coimbatore.

I have had the benefit of discussion with the following officers, apart from the District Officers, on the subjects with which they are connected.

1. The Director of Handlooms, Madras.
2. Additional Development Commissioner, Madras.
3. Secretary, State Khadi and Village Industries Board.
4. Deputy Director, Khadi.
5. Chief Marketing Officer, Office of the Director of Khadi.
6. Sericultural Expert to the Government of Madras.
7. Secretary, Interstate Drugget Board, Bangalore
8. Business Manager, Madras State Handloom Weavers' Co-operative Society.
9. Director, Handloom Export Organisation.
10. Deputy Director, Regional Office of the Textile Commissioner, Madras.

The centres and the names of weavers' co-operative societies, including Collective Weaving Centres, which I visited are given in the Annexure II.

The total cost incurred for the survey is given in Appendix II.

Wherever there were associations of producers of handloom cloth, I made it a point to contact them and ascertain their views on the problems connected with the industry.

In conclusion I may be permitted to express my deep gratitude to Sri P. K. Nambiar, I.A.S., Superintendent of Census Operations, Madras for having given me this unique opportunity to make a study of all the branches of the handloom industry in the State.

K. V. SIVASANKARAN.

## APPENDIX - II

**Expenditure incurred by the Census Organisation for Handloom Survey and Special Study (To the nearest rupee)**

| | 1-5-1961 to 28-2-1962 | 1962-63 | 1963-64 upto 31-10-1963 |
|---|---|---|---|
| **A. Pay and Allowance** | | | |
| 1. Special Tabulation Officer & Office Staff | 6,410.00 | 7,458.00 | 4,482.00 |
| 2. Field Investigators | | | |
| a) Cotton handlooms | 5,432.00 | 1,880.00 | ... |
| b) Silk and art silk | 960.00 | 640.00 | ... |
| 3. Compilation team | 490.00 | 4,457.00 | ... |
| Total | 13,292.00 | 14,435.00 | 4,482.00 |
| | Total Rs. 32,209.00 | | |
| **B. Travelling Allowance** | | | |
| 1. Special Tabulation Officer and Lower Division Clerk | 2,708.00 | 1,360.00 | 507.00 |
| 2. Field Investigators | | | |
| a) Cotton handloom | 2,932.00 | 1,041.00 | ... |
| b) Silk and art silk | 424.00 | 280.00 | ... |
| Total | 6,064.00 | 2,681.00 | 507.00 |
| | Total Expenditure Rs. **41,461.00** | | |

Expenditure incurred for the two surveys undertaken in 1954 and 1955 by the Madras Government and Madras University

1. Madras Government (1954-55) Rs. 1,18,064/-
2. Madras University (1955-56) Rs. 65,000/-

## APPENDIX-III

**Government Departments and non officials who rendered assistance**

**Government Departments**

1. Handloom Department
2. Cooperative Department
3. Revenue Department
4. Industries Department
5. Khadi Department
6. Regional Office of the Textile Commissioner at Madras
7. Central Excise Department

**All India Bodies**

1. The All India Handloom Board, Bombay
2. The Central Silk Board, Bombay
3. The Khadi and Village Industries Commission, Bombay

**Institutions**

1. The State Khadi & Village Industries Board, Madras
2. Tamil Nad Sarvodaya Sangh, Tiruppur
3. Gandhi Ashram, Tiruchengode
4. Gandhi Gram, via Ambathurai
5. Gandhi Niketan, Kallupatti
6. Southern India Mill Owners Association, Coimbatore
7. South India Textile Research Association, Coimbatore (SITRA)
8. Textool Company Limited, Coimbatore
9. Tamilnad Textile Mill Owners Association

**Principal Cooperative institutions**

1. The Madras State Handloom Weavers Cooperative Society Limited, Madras
2. The South India Cooperative Spinning Mills, Tirunelveli
3. The Kancheepuram Kamakshi Amman Silk Weavers Cooperative Society Limited
4. The Ammapet Handloom Weavers Cooperative Society, Salem

(It supplied us photographs relating to Cotton handlooms)

**Others**

Associations of producers of handloom cloth at Salem, Erode, Pallipalayam, Madurai and Tiruchirapalli.

## ANNEXURE I

**Names of Handlooms centres selected for sample Survey**

### PART—I

**Cotton**

| District | Names of the handloom Centres |
|---|---|
| 1 Madras | 1 Madras |
| 2 Chingleput | 1 Anakaputhur |
| | 2 Kancheepuram |
| | 3 Thirumazhisai |
| | 4 Sembakkam |
| | 5 Manambathy |
| | 6 Periyakayapakkam |
| | 7 Thimmasamudram. |
| 3 North Arcot | 1 Walajapet |
| | 2 Gudiatham |
| | 3 Munnal |
| | 4 Vadamambakkam |
| | 5 Asanamapet |
| | 6 Dusi |
| | 7 Chithatoor |
| | 8 Karukathur |
| | 9 Kovilur |
| 4 South Arcot | 1 Tindivanam |
| | 2 Cuddalore |
| | 3 Kurinjipadi |
| | 4 Avalurpet |
| | 5 Kuchikolathur |
| | 6 Virukavoor |
| | 7 C.N. Palayam |
| | 8 Naduveerapatty |
| | 9 Bhuvanagiri |
| 5 Salem | 1 Salem |
| | 2 Taramangalam |
| | 3 Edappadi |
| | 4 Komarapalayam |
| | 5 Mallasamudram |
| | 6 Thiruchengode |
| | 7 Rasipuram |
| | 8 Mecheri |
| | 9 Nangavally |
| | 10 Vanavasi |
| | 11 Kondalampatty |
| Salem | 12 Pallipalayam |
| | 13 Athanur |
| | 14 Pachal |
| 6 Coimbatore | 1 Erode |
| | 2 Thiruppur |
| | 3 Avanashi |
| | 4 Coimbatore |
| | 5 Kavanthapadi |
| | 6 Chithode |
| | 7 Thingalore |
| | 8 Sundakkampalayam |
| | 9 Nadupatti |
| | 10 Chennimalai (P) |
| | 11 Chennimalai (R) |
| | 12 Sokhanur |
| | 13 Kanakkanpalayam |
| | 14 Sirumugai |
| | 15 Nambiyampalayam |
| 7 Madurai | 1 Dindigal |
| | 2 Chinnalapatty |
| | 3 Palni |
| | 4 Andipatty |
| | 5 Madurai |
| | 6 Neelamalakottai |
| | 7 Melakaraipatti |
| | 8 T. Narikalpatty |
| | 9 Vadugapatti |
| | 10 Sengapadi |
| | 11 Ayyampalayam. |
| 8 Tiruchirapalli | 1 Udayarpalayam |
| | 2 Poovalur |
| | 3 Thathaingarpet |
| | 4 Karur |
| | 5 Trichy |
| | 6 Variankaval |
| | 7 Koimbally. |
| 9 Tanjore | 1 Kumbakonan |
| | 2 Ayyampet |
| | 3 Ammapet |
| | 4 Tanjore |
| | 5 Mannargudi |
| | 6 Thirumangalakudi |
| | 7 Narasingampattai |
| | 8 Thirubhuvanam |
| | 9 Swamimalai |
| 10 Ramanathapuram | 1 Paramakudi |
| | 2 Emaneswaram |
| | 3 Aruppukkottai |
| | 4 Srivilliputhur |
| | 5 Rajapalayam |
| | 6 Mukkavoor |
| | 7 Kovilangulam |
| | 8 Sankaralingapuram |
| | 9 O' Kovilpatty |
| | 10 Surangudi |
| | 11 Sundarapandiam |
| 11 Tirunelveli | 1 Puliangudi |
| | 2 Sankarankoil |
| Tirunelveli | 3 Tinnevely |
| | 4 Melapalayam |
| | 5 Tenkasi |
| | 6 Kallidaikurichy |
| | 7 Keelakarandai |
| | 8 K. Pudukkudy |
| | 9 Sundarapandiyapuram |
| | 10 Ananjaperumal Nadanur |
| | 11 Brahmadesam. |
| 12 Kanyakumari | 1 Kollancode |
| | 2 Colechal |
| | 3 Nagercoil |
| | 4 Nattalam |
| | 5 Kunnathur |
| | 6 Painkulam |
| | 7 Killiyur |
| | 8 Velvacha Goshtam |
| | 9 Neendakarai Vadaseri |
| | 10 Thengamputhur. |

Total number of centres In all the districts...114

### PART — II

**Silk Handloom Centres**

| District | Name of the Centre |
|---|---|
| 1 Chingleput | 1 Kancheepuram |
| 2 North Arcot | 1 Walajapet |
| | 2 Arni |
| | 3 Abdullapuram |
| | 4 Dusi |
| | 5 Munugapet |
| | 6 Thirumeni |
| 3 South Arcot | 1 Seruvanthadu (Mokshakulam) |
| 4 Salem District | 1 Olaipatti (Chintamaniyur) |
| | 2 Salem |
| 5 Tanjore | 1 Thirubhuvanam |
| | 2 Darasuram |
| | 3 Kumbakonam |
| | 4 Patteswaram |
| | 5 Ayyampet |
| | 6 Ammapet |
| | 7 Tanjore |
| | 8 Mannargudy |

Total number of centres in all the districts...18

## PART — III

### Art silk Centres

| District | Name of the Centre |
|---|---|
| 1 Salem | 1 Periamanali |
| | 2 Pallipalayam |
| | 3 Komarapalayam |
| | 4 Kanagagiri |
| | 5 Naduvaneri |
| | 6 Eclangansalai |
| | 7 Vembadithalam |
| | 8 Attayampatti |
| | 9 Salem |
| | 10 Elampillai |
| 2 Coimbatore | 1 Bhavani |
| | 2 Andiyur |
| 3 Madurai | 1 Chinnalapatti |
| | 2 Dindigal |
| 4 Tiruchirapalli | 1 Manjamadu |
| | 2 Alagiripalayam |
| 5 Ramanathapuram | 1 Aruppukkottai |
| | 2 Emaneswaram |
| | 3 Paramakudi |

Total number of centres selected in all the Districts...19

## ANNEXURE II

### Names of centres visited by the Special Tabulation Officer

**1. Madras City**

| | |
|---|---|
| 1 Saidapet | Cotton handlooms |
| 2 Triplicane | |
| 3 Tondiarpet | |
| 4 Mylapore | |

**2. Chingleput**

| | |
|---|---|
| 1 Kancheepuram | Cotton, and Silk. |
| 2 Kunnathur | Cotton |

**3. North Arcot**

| | |
|---|---|
| 1 Vellore | Cotton |
| 2 Sathuvachery | Cotton |
| 3 Walajapet | Cotton, Silk and Wool |
| 4 Arni | Cotton and silk |
| 5 Arcot | Cotton |
| 6 Vinnamangalam | Wool |
| 7 Gudiyatham | Cotton |
| 8 Thiruvannamalai | Wool |
| 9 Somasipadi | Wool |

**4. South Arcot**

| | |
|---|---|
| 1 Cuddalore | Cotton |
| 2 Kurinjipadi | Cotton |
| 3 Meenakshipet | Cotton |
| 4 Bhuvanagiri | Cotton |
| 5 Tindivanam | Cotton |
| 6 Avalurpet | Cotton |
| 7 Seruvanthadu (Mokshakulam) | Silk |
| 8 Thirukovilur | Cotton |

**5 Salem**

| | |
|---|---|
| 1 Salem | Cotton, Silk, Art silk and Wool |
| Ammapet | |
| Ponnamapet | |
| Shevapet | |
| Gugai | |
| Kitchipalayam | |
| 2 Taramangalam | Cotton |
| 3 Tiruchengode | Cotton |
| 4 Mecheri | Cotton |
| 5 Pallipalayam | Cotton and artsilk |
| 6 Komarapalayam | Cotton and artsilk |
| 7 Elampillai | Artsilk |
| 8 Attayampatti | Artsilk |
| 9 Papparapatti | Artsilk |
| 10 Puduppalayam (Gandhi Ashram) | Khadi |
| 11 Chintamaniyur | Silk |
| 12 Veeranam | Wool |
| 13 Hosur | Silk |
| 14 Vambadithalam | Artsilk |
| 15 Ayodyapatnam | Cotton |
| 16 Idappadi | Cotton |



**6. Coimbatore**

| | |
|---|---|
| 1 Coimbatore | Cotton |
| 2 Seerinaickenpalayam | Cotton |
| 3 Tiruppur including Gandhinagar | Khadhi and Cotton |
| 4 Somanur | Cotton and Khadi |
| 5 Peelamadu | Cotton |
| 6 Erode | Cotton |
| 7 Bhavani | Artsilk, and Cotton |
| 8 Kavanthapadi | Cotton |
| 9 Avanashi | Khadi |
| 10 Vanjipalayam | Khadi |
| 11 Chithode | Cotton |
| 12 Kanakkanpalayam | Wool |
| 13 Kannapalayam | Wool |
| 14 Chennimalai | Cotton |
| 15 Murugapalayam | Khadi |

**7. Madurai**

| | |
|---|---|
| 1 Madurai | Cotton, Silk and Artsilk |
| Krishnapuram | |
| Sellur | |
| 2 Dindigal | Artsilk |
| 3 Palni | Cotton and artsilk |
| 4 Chinnalapatty | Artsilk |
| 5 Kanakkanpatti | Artsilk |
| 6 Gandhi Gram | Khadi |
| 7 T. Kallupatti | Khadi |
| 8 Andipatti Jakkampatti | Cotton |
| 9 Vadugapatti | Cotton |

**8. Tiruchirapalli**

| | |
|---|---|
| 1 Trichy including Woriyur | Cotton and silk |
| 2 Variankaval | Cotton |
| 3 Karur | Cotton |
| 4 Tiruvappur | Artsilk |
| 5 Durgam (Ranjakudi) | Wool |
| 6 Venkatachalapuram | Wool |
| 7 Alagarai | Artsilk |
| 8 Kolakkudi | Wool |
| 9 Mekka Naickenpatti | Wool |
| 10 Thathaingarpettai | Cotton |
| 11 Pilladurai | Cotton |
| 12 Samayapuram | Khadi |
| 13 Srirangam | Khadi |

**9. Tanjore**

| | |
|---|---|
| 1 Tanjore including Manambuchavadi | Silk |
| 2 Ayyampet | Silk |
| 3 Ammapet | |
| 4 Ammayappan | |
| 5 Thiruppuvanam | |
| 6 Darasuram | |
| 7 Patteswaram | |
| 8 Ammachatram | |
| 9 Kumbakonam | |
| 10 Sikkil | Cotton |
| 11 Mayavaram Kornad | Cotton & Silk |

**10. Ramanathapuram**

| | |
|---|---|
| 1 Srivilliputhur | Cotton |
| 2 Rajapalayam | Cotton |
| 3 Paramakudi | Cotton and Artsilk |
| 4 Aruppukkottai | |
| 5 Emaneswaram | |

**11. Tirunelveli**

| | |
|---|---|
| 1 Kallidaikurichi | Cotton |
| 2 Tirunelveli | |
| 3 Melapalayam | |
| 4 Ettayapuram | |
| 5 Sankaran Koil | |

**12. Kanyakumari**

| | |
|---|---|
| 1 Nagercoil | Cotton |
| Nagercoil | |
| Vadaseri | |
| 2 Kottar | Artsilk |

**13. Nilgiris**

| | |
|---|---|
| 1 Ooty | Wool |

### Other Centres Visited

| | |
|---|---|
| 1 Pettai : (Tirunelveli Dt.) | To study the working of the South India Co-operative Spinning Mills. |
| 2 Mettur (Salem Dt.) | To study the supply position of bleaching powder for handlooms. |

## NAMES OF WEAVERS' CO-OPERATIVE INSTITUTIONS TAKEN UP FOR SPECIAL STUDY

**Pre-Cess Fund Weavers Co-operative Societies:**

1. Kunrathur Sekkilar Weavers' Co-operative Society (Chingleput)
2. Gudiyatham Shunmugar Weavers' Co-operative Society (North Arcot)
3. Gudiyatham Ganapathy Weavers' Co-operative Society (North Arcot)
4. Meenakshipet Weavers' Co-operative Society (South Arcot)
5. Mel Bhuvanagiri Weavers' Co-operative Society (South Arcot)
6. Avalurpet Weavers' Co-operative Society (Salem)
7. B. Komarapalayam Weavers' Co-operative Society (South Arcot)
8. Thiruchengode Weavers' Co-operative Society (Salem)
9. Idapaddi Weavers' Co-operative Society (Salem)
10. Tharamangalam Weavers' Co-operative Society (Salem)
11. Ammapet Weavers' Co-operative Society (Salem)
12. Chennimalai Weavers' Co-operative Society (Coimbatore)
13. Erode Weavers' Co-operative Society (Coimbatore)
14. Tiruppur Weavers' Co-operative Society (Coimbatore)
15. Somanur Weavers' Co-operative Society (Coimbatore)
16. Peelamedu Weavers' Co-operative Society (Coimbatore)
17. Seerinaickenpalayam Weavers' Co-operative Society (Coimbatore)
18. Sellur Weavers' Co-operative Society (Madurai)
19. Madurai Prassanna Venkatesa Weavers' Co-operative Society (Madurai)
20. Palni Devanga Weavers' Co-operative Society (Madurai)
21. Meenambika Weavers' Co-operative Society Vadugapatti (Madurai)
22. Sedupatti Lakshmi Weavers' Co-operative Society (Madurai)
23. Woriyur Devanga Weavers' Co-operative Society (Trichy)
24. Trichy Weavers' Co-operative Society (Trichy)
25. Variangaval Mudaliar Weavers' Co-operative Society (Trichy)
26. Thathiangarpet Weavers' Co-operative Society (Trichy)
27. Koorainadu Weavers' Co-operative Society (Tanjore)
28. Sikkal Weavers' Co-operative Society (Tanjore)
29. Sri Villiputhur Weavers' Co-operative Society (Ramanad)
30. Aruppukkottai Weavers' Co-operative Society (Ramanad)
31. Paramakudi Weavers' Co-operative Society (Ramanad)
32. Melapalayam Weavers' Co-operative Society (Tirunelveli)
33. Kallidaikurichi Weavers' Co-operative Society (Tirunelveli)
34. Vadaseri Weavers' Co-operative Society (Kanyakumari)
35. Saidapet Weavers' Co-operative Society (Madras)

**Cess Fund Weavers' Co-operative Societies:**

36. Kanchi Lakshmi Weavers' Co-operative Societies (Chingleput)
37. Sathuvacheri Singaravely Weavers' Co-operative Society (North Arcot)
38. Arcot Weavers' Co-operative Society (North Arcot)
39. Thirukoilur Weavers' Co-operative Society (South Arcot)
40. Perianayaki Weavers' Co-operative Society (South Arcot)
41. Pilladurai Weavers' Co-operative Society (Tiruchirapalli)



42. Rajapalayam Weavers' Co-operative Society (Ramnad District)
43. Emaneswaram Weavers' Co-operative Soiety (Ramanathapuram)
44. Melapalayam Jothi Weavers' Co-operative Society (Tirunelveli)
45. Sankarankoil Gomathi Weavers' Co-operative Society (Tirunelveli)
46. Ettayapuram Bharathiar Weavers' Co-operative Society (Tirunelveli)

**Industrial Weavers' Co-operative Societies:**

47. Kumari Industrial Weavers' Co-operative Society (Kanyakumari)
48. Koorainadu Industrial Weavers' Co-operative Society (Tanjore)
49. Karur Industrial Weavers' Co-operative Society (Trichy)
50. Madurai Industrial Weavers' Co-operative Society (Madurai)
51. Aruppukottai Industrial Weavers' Co-operative Society (Ramanathapuram)
52. Paramakudi Industrial Weavers' Co-operative Society (Ramanathapuram)

**Weavers' Collective Weaving Centres of the Madras State (Tamilnad) Handloom Weavers' Co-operative Society:**

53. Mandavaly Collective Weaving Centre, Madras
54. Salem Collective Weaving Centre
55. Sankarankoil Collective Weaving Centre (Tirunelveli District)

Pattern Weaving Factory of the Madras State (Tamilnad)

**Handloom Weavers' Co-operative Society:**

56. Tondiarpet Pattern Weaving Factory, Madras.

## APPENDIX IV

**Government of India**
**Ministry of Commerce and Industry**

*New Delhi, the 8th May '56*

### ORDER

S.R.O. No. 1077A.- In exercise of the powers conferred by Section 3 of the Essential Commodities Act, 1955 (10 of 1955) the Central Government hereby makes the following Order, namely :—

**1. Short title extent and commencement**

I) This Order may be called the Cotton Textiles (Production by Handloom) Control Order 1956

II) It extends to the whole of India except the State of Jammu and Kashmir.

III) It shall come into force at once.

**2. Definitions**

In this Order, unless there is anything repugnant in the subject or context :

(a) "Form" means a form appended to this order;

(b) "Handloom" means a loom which is actually in use or is capble of being used for the manufacture of Cotton Textiles and which is not worked by power, as defined in clause (g) of section 2 of the Factories Act, 1948 (LXIII of 1948), and includes a semi-automatic handloom:

(c) "Textile Commissioner" shall have the same meaning as assigned to it in the Cotton Textiles (Control) Order 1948;

(d) "Registering authority" means the Textile Commissioner, Bombay, and includes any officer authorised in writing in this behalf by the Textile Commissioner to perform all or any of the functions conferred on the registering authority by this Order.

**3. Registration Certificate**

No person shall, after the commencement of this Order, use or have in his possession any handloom unless it is registered and the registration certificate issued in respect thereof is in force.

**4. Application for Registration Certificate**

(1) Every person in possession of a handloom shall, within thirty days from the commencement of this Order, or such further period not exceeding beyond 31st day of March, 1959 as the registering authority may grant in any case, apply to the registering authority for the grant of a registration certificate in respect of such handloom.

(2) Every person who after such commencement comes into possession of a handloom shall, within 30 days from the date of such coming into possession apply to the registering authority for the grant of a registration certificate in respect of such handloom.

(3) An application for the grant of a registration certificate under this clause shall be made in Form A.

(4) No fee shall be payable in respect of an application for the grant of a registration certificate.

**5. Forms of Certificates**

(1) On receipt of an application for the grant of registration certificate, the registering authority shall, after making such inquiry as it thinks fit, register the handloom and grant to the applicant a registration certificate in Form B, and every registration certificate shall show the distinguishing number assigned to every handloom covered thereby.

(2) Every person to whom a registration certificate has been granted shall take steps to mark on such handloom the distinguishing number assigned to it under sub-clause (1).

**6. Renewal of Certificate**

(1) "Every registration certificate granted or renewed under this Order on or before the 31st March, 1960 shall be valid upto the said date and shall, thereafter be renewable for one term at a time.

(2) Every registration certificate and every renewal thereof granted after the 31st March, 1960 shall be valid for a term if granted at the commencement of any term, but if granted during the currency of any term, shall be valid only for the remainder of the term."

(3) An application for renewal of a registration certificate shall be made in Form C and, unless sufficient reasons are shown to the satisfaction of the registering authority, it shall be made within a period of thirty days before the date of expiry of the registration certificate.

*Explanation*: In this clause, "term" shall mean a period of three years, the first term commencing on the 1st April, 1960.

6 (a) If a certificate granted under clause 5 is lost or destroyed the registering authority may, after making such enquiry as it may deem fit, issue a duplicate certificate.

**7. Revocation of Certificate**

(1) If the registering authority is satisfied, either on a reference made to it in this behalf or otherwise, that any person to whom a registration certificate has been granted supplied incorrect information for the purposes of obtaining such certificate, it may, without prejudice to any other action which it may take against such person, revoke such registration certificate.

**8. Power to enter etc.**

Any officer authorised in this behalf by the registering authority in writing may, with a view to securing compliance with this Order:

(a) require any person in possession of a handloom to give any information in respect of such handloom;

(b) inspect or cause to be inspected any books, accounts or other documents in respect of a handloom belonging to or under the control of the person in possession of such handloom;

(c) enter and search any premises at any time between sunrise and sunset and seize any handloom in respect of which he has reason to believe that a contravention of this Order has been committed.

**9. Requisition to be complied with**

Every person required to furnish any information under clause 8 shall be bound to comply with such requisition within such time as may be specified in the requisition.

**10. Repeal and Saving**

Any order made or deemed to be made under the Essential Commodities Act, 1955 and in force in any State shall in so far as such Order relates to any of the matters provided for in this Order, stand repealed, except as respects things done or omitted to be done.

S. A. TECHCHANDANI,
*Deputy Secretary*
*to the Govt. of India*

# APPENDIX V

## General Principles

Accepted by the Government of India for sanctioning financial assistance from the Cess Fund for schemes for the development of handloom Industry engaged in weaving fabrics from cotton, art silk, woollen and silk yarn (As on 10th May 1961)

### Part-I Loan Schemes

Note—(1) All loans sanctioned for handloom schemes from 1st June 1957 will bear the normal rates of interest. In the case of loans which were till then being issued free of interest, a subsidy will be granted to off-set the effect of the new rates of interest to be charged. This subsidy will be confined to loans sanctioned between 1st June 1957 and 31st March 1963.

(2) The Government of India decided that with effect from 1st April 1937, credit facilities for working capital to the Weavers Co-operative Societies will be made available, by the Reserve Bank of India through the Apex and Co-operative Banks. As a special case, however, the Government of India provided central assistance towards the working capital requirements of the Cotton Weavers' Societies in Assam, West Bengal and the Union Territories and also to new Industrial Co-operatives, new Silk Weavers' Co-operative Societies and new Wool Weavers' Co-Operative Societies, during the period 1957-58 to 1960-61.

**L-1 Financing the share capital of weavers to be admitted into the co-operative fold**

Central Assistance for the share capital of weavers to be admitted into the co-operative fold will be admissible in the shape of loan, repayable in two equated annual instalments of principal and interest, commencing from the first anniversary of the date of drawal of the loan by the State Government, subject to the following conditions:-

(a) Not more than 25 per cent of the weavers who are outside the co-operative fold in a State should be admitted into the co-operative fold each year.

b) The maximum share value would be Rs. 50 in the case of cotton, art silk or wool weavers' cooperative societies, and Rs. 100 in the case of silk weavers' co-operative societies. In the former case, the State Governments may fix the share value of any convenient level subject to a maximum of Rs. 50.

(c) The extent of central assistance will be 75 per cent of the share value per weaver in the case of cotton, art silk or wool weavers' co-operative societies and 87½ per cent of the share value per weaver in the case of silk weavers' co-operative societies.

(d) The qualification for membership of a cooperative society should be the possession of a loom. Exception may be made in special cases as in Sholapur and Malabar Districts, for instance, where a large number of looms are under Master-weavers or in Kharkhanas.

(e) The aim should be to secure that weaver members of co-operative societies market their cloth only through the co-operative societies.

(f) In societies where there are silk handloom weavers and other weavers as members, the State Government should ensure that no member gets double benefit admissible to silk handlooms and benefit admissible to other handlooms.

**L-2. Strengthening the share capital structure of existing weavers co-operative societies**

In order to enable them to increase their owned resources, existing co-operative societies of cotton, art silk or wool weavers, whose share value is at present less than Rs. 50/ may increase their share value to Rs. 50/ , if necessary by stages. Central assistance in the shape of loan repayable in two equated annual instalments of principal and interest commencing from the first anniversary of the date of drawal of the loan by the State Government would be admissible for the purpose to the extent indicated below:

(a) 100 per cent of the difference between the existing share value and the proposed increased share value, in cases where the existing share value to the credit of the weaver members work out to 25 per cent or more of the proposed increased share value.

(b) 75 per cent of the proposed increased share value, in cases where the existing share value works out to less than 25 per cent of the proposed increased share value. The weaver member concerned should contribute from his own resources an amount which would raise his existing share value from its present level to 25 per cent of the proposed increased share value.



**L 3 Working capital of primary weavers' co-operative societies**

(a) Loans may be sanctioned at the rate of Rs. 300 per loom in rerpect of new looms to be brought under the co-operative fold.

(b) Loans may be sanctioned at the rate of Rs. 300 per loom in respect of looms already in the co-operative fold ie., old looms. This will be subject to the following conditions:

i) that the co-operative societies receiving loans had accumulated losses during the 3 years ended 30th June 1954.

ii) that the losses referred to in (i) are not due to inefficient performance or dishonesty on the part of the management or similar other factors;

iii) that the societies have at least their share capital intact; and

iv) societies which have already been granted loans under this item from the Cess Fund should not be granted additional funds to make up the total to Rs. 300 per loom.

(c) Loans at the rate of Rs. 200 per loom may be sanctioned for art silk and woollen handlooms to be brought under the co-operative fold.

(d) In the case of silk handlooms loans may be granted at Rs. 500 per loom.

(e) These loans will be repayable in 1 equated annual instalments of principal and interest commencing from the 2nd anniversary of the date of drawal. Simple interest will be charged for the first year and it will be paid on the first anniversary of the date of drawal.

**L-4 Working capital of apex socities for marketing**

Loans upto 10 times the paid up share capital plus reserve fund (and building fund provided it is liquid and available) reduced by accumulated losses or up to the over-all borrowing limit fixed in the byelaws, whichever is less, may be sanctioned to apex weavers' co-operative societies for marketing of handloom cloth. This loan will be repayable in 9 equated annual instalments of principal and interest commencing from the 2nd anniversary of the date of drawal. Interest will be payable on these loans after a period of 5 years from the date of drawal.

**L-5 Working capital for sales depots**

No loans will be admissible towards working of capital sales depots owned by weavers' societies and District or Apex Societies. In States or in areas in State where handloom co-operative movement has not developed and co-operative societies have not started functioning as sales organisations a loan to the State Government if such State Government is prepared to run sales depots for the sale of handloom fabrics, may be sanctioned at a rate not exceeding Rs. 15,000 per depot subject to the condition that the depots are transferred to co-operative societies after one year. The loans will be repayable in 5 equated annual instalments of principal and interest commencing from the 1st anniversary of the date of drawal.

**L-6 Working capital for purchase of goods to be sold by mobile vans**

Loans may be sanctioned to State Government to equip the mobile vans with sufficient stocks of handloom cloth. The amount of loans is to be decided on merits, subject to a maximum of Rs. 25,000 per van. The loans will be repayable in 5 equated annual instalments of principal and interest commencing from the 1st anniversary of the date of drawal.

**L-7 State participation in share capital of Apex Societies**

Loans may be sanctioned for State participation in the share capital structure of Apex Weavers' Co-operative Societies up to 51 per cent of the paid up share capital calculated as in the following example. If the actual paid-up share capital contributed by sources other than the Government is Rs. 49,000 and that contributed by the State Government from their own resources other than the Government is Rs. 49,000 and that contributed by the State Government from their own resources is Rs. 11,000 the Central assistance will be limited to Rs. 51,000 — Rs. 11,000 = Rs. 40,000. The loans would be repayable in 12 equated annual instalments of principal and interest commencing from the 1st anniversary of the date of drawal.

**L-8 Construction of sheds for wool weaving**

Loans will be admissible for the construction of sheds for wool weaving to the extent of 75 per cent of the cost, the balance 25 per cent, being met by the State Government or the Weavers' Co-operative Society concerned. No shed should contain more than 5 looms installed in it. The loans would be repayable in ten equated annual instalments of principal and interest, commencing from the 1st anniversary of the date of drawal.

**L-9 Co-operative Spinning Mills**

Loans may be granted to State Government for participation in the share capital of co-operative

spinning mills to be set up for supply of yarn to handloom weavers. Loans may be granted up to 51 per cent of the paid up share capital of the co-operative spinning mills calculated as exemplified in L-7. The loans will be repayable in 20 equated annual instalments of principal and interest commencing from the 1st anniversary of the date of drawal. No central assistance will be admissible either for working capital or for purchase of machinery and plant.

Loans as above will be admissible subject to the following conditions being satisfied :—

(a) The minimum spindleage for a mill should be 12,000

(b) Subscription to share capital of the mill should be thrown open to :—

i) primary weavers' co-operative societies and apex weavers' co-operative societies

ii) any other co-operative societies registered under the Co-operative Societies Act, in force ; and

iii) individuals, preferably cotton growers and handloom weavers

Subject to the condition that no more than 33-1/3 per cent of the issued capital will be contributed by the individuals mentioned in (iii).

(c) There should be 3 classes of shares, A, B and C, the value of "B" class share being higher than the "A" Class share and the value of "C" class share being higher than "B" class share. Primary and apex weavers' co-operative societies should be eligible to subscribe to "B" class shares, and individuals to "C" class shares.

(d) The bye-laws of the mill should provide for all yarn to be made available to weavers' co-operative societies. Yarn should be sold in the merket only if the co-operative societies are unable to consume it.

(e) The mills should obtain funds required for machinery and working capital from Finance Corporations and Co-operative Banks.

(f) The Board of Directors of the mills should be so constituted as to ensure that control of the affairs rests with represententatives of Government and weavers' Co-operative Societies.

(g) The bye-laws should provide for the ultimate redemption by weavers' Co-operative societies of shares subscribed to by individuals.

**L-10 Renovation and enlargement of existing houses of weavers**

Loans may be sanctioned to State Governments subject to a ceiling of Rs. 500 per house for the purpose of renovation and enlargement of existing houses of weavers, especially to accommodate the installation of frame looms. The loan will be repayable in ten equated annual instalments of principal and interest. The first instalment of repayment will fall due on the first anniversary of the date of drawal of the second and last instalment of the loan. Payment of the loan to the State Governments will be as under :—

i) 80 per cent with the approval for the scheme ; and

ii) 20 per cent after submission of audited statements of cost of renovations and enlargements.

Simple interest for the first year should be charged. The interest so due should be paid along with the first instalment of repayment.

## PART II–GRANT SCHEMES

**G-1 Organisational expenses**

The base for grants towards organisational expenses would be the organisational expenditure actually incurred by the State Government for the financial year 1957–58. This amount will be reimbursed to the State Government in full. In respect of any expenditure over and above the base, central assistance will be admissible to the extent of 50 per cent., the balance 50 per cent being found by the State Government from their own resources.

**G-1B Additional audit and supervisory staff to be appointed in connction with the Reserve Bank Scheme for the provision of working capital**

The expenditure on this additional staff will be met from within the base amount as defined in G-1. Any portion of this expenditure which cannot be accommodated within that grant, would be shared 50:50 between the Central and State Governments.

**G-2 Sales Depots/Emporia**

(a) Marketing within and outside the States (except marketing in foreign countries) should be left to State Governments and co-operative societies.

(b) Grants may be sanctioned for meeting the expenses incurred by State Governments and co-operative societies on furniture, equipment, rental and staff, etc. required for marketing depots or emporia within the States subject to a maximum of Rs. 4,000 per depot or emporium for the first year only. For the second year, the Government grant for recurring expenditure would not excead 75 per cent of the actual expenditure subject to a maximum of Rs. 3,000 per depot. For the 3rd year, a grant not exceeding 50 per cent of the recurring expenditure sanctioned for the 1st year or of the actual expenditure whichever is less may be sanctioned. For the 4th year a grant not exceeding 25 per cent of the recurring expenditure sanctioned for the 1st year or of the actual expenditure whichever is less may be sanctioned. These grants would be admissible only to such of the marketing depots-emporia that effect minimum sales of handloom cloth as indicated below :

| | Rs. |
|---|---|
| First year | 15,000 |
| Second year | 20,000 |
| Third year | 30,000 |
| Fourth year | 35,000 |

In the case of depots which do not fulfil the prescribed norms financial assistance may be given to them in the same proportion as the actual sales bear to the prescribed norms.

One depot or emporium should cater to a minimum of 500 looms.

**G-3. Depots in big cities**

(a) Assistance for opening sales depots in cities with a population of over one lakh may be given at Rs. 6,000 per depot. This amount will cover both non-recurring and recurring expenses for the first year of working.

(b) Assistance will not be admissible for more than one depot in one city.

(c) For the 2nd, 3rd and 4th year of working the depot, a grant not exceeding 75 per cent., 50 per cent and 25 per cent respectively of the recurring expenditure for the first year or of the actual recurring expenditure incurred in the second, third or the fourth year, as the case may be as grant whichever is less, may be sanctioned.

(d) These grants would be admissible only to such of the depots in big cities that effect minimum sales of handloom cloth as indicated below:

| | Rs. |
|---|---|
| First year | 36,000 |
| Second year | 45,000 |
| Third year | 55,000 |
| Fourth year | 65,000 |



In the case of depots which do not fulfil the prescribed norms financial assistance may be given to them in the same proportion as the actual sales bear to the prescribed norms.

**G-4. Inter - State Sales Depots**

(a) A grant of an amount not exceeding Rs. 15,000 per year (non-recurring plus recurring) subject to actuals may be given for each new depot.

(b) For the 2nd, 3rd and 4th years of running the depot, a grant not exceeding 75 per cent., 50 per cent and 25 per cent respectively of the recurring expenditure for the first year or of the actual recurring expenditure incurred in the second, third or the fourth year as the case may be, whichever is less, may be sanctioned as grant.

(c) These grants would be admissible only to such of the inter-State depots that effect minimum sales of handloom cloth as indicated below:

| | Rs. |
|---|---|
| First year | 1,00,000 |
| Second year | 1,25,000 |
| Third year | 1,55,000 |
| Fourth year | 2,00,000 |

In the case of depots which do not fulfil the prescribed norms, financial assistance may be given in the same proportion as the actual sales bear to the prescribed norms.

(d) Sanction for new inter-State depots should issue provided it is ascertained before hand

(i) that the All India Handloom Fabrics Marketing Co-operative Society does not propose to open a depot in the city or town concerned; and

(ii) that the State Government within whose jurisdiction the city or town concerned falls has no objection to an inter-State depot being opened. The responsibility for ascertaining these will rest with the State Government which sponsors the opening of inter-State depots.

**G-5. Central depots :**

Central depots for stocking handloom cloth and feeding the sales depots will be eligible for a grant of Rs. 6,000 per depot. For the 2nd, 3rd and 4th years of working of the depots, a grant not exceeding 75 per cent, 50 per cent and 25 per cent respectively of the recurring expenditure for the first year, or of the actual

recurring expenditure incurred in the second, third or the fourth year as the case may be whichever is less may be sanctioned as grant.

**G-6. Marketing of silk handloom fabrics**

(a) State Governments which wish to market silk handloom fabrics woven by handloom societies or produced by handlooms under Government auspices or by individual weavers whose fabrics are brought by co-operative societies or Government institutions may utilise the services of the sales depots opened by them under Cess Fund.

(b) If a State Government wishes to open a separate depot on its own account for marketing silk handloom fabrics only, assistance may be recommended on the same basis as that applicable for inter-State depots provided such assistance is permissible under the law.

**G-7. Running expenses of production societies:**

Grants for running expenses of production societies may be sanctioned subject to the following:

(a) At Rs. 50 per month to societies which have 50 to 100 looms of which at least 50 are on production activity; at Rs. 100 per month to Societies which have more than 100 looms of which at least 100 are on production activity.

(b) Subsidy will be given only to the new production societies registered as such in 1953-54 and after.

(c) The subsidy will be given only to those societies which according to their latest balance sheets are running at a loss exceeding Rs. 1,000 per annum and which do not have adequate managerial staff at present.

(d) The scheme will be limited to three years 1955-56, 1956-57 and 1957-58.

**G-8. Mobile Vans**

(a) Mobile vans may, for all practical purposes, be treated as sales depots, provision of vans may be on the basis of the van for 75,000 looms, subject to a minimum of one van for each State which applies for grant for that purpose provided, however, that no State which has less than 20,000 looms will be eligible for a van.

(b) Capital expenditure on the purchase of vans may be provided as a grant subject to a maximum of Rs. 25,000 per van.

(c) Recurring expenditure may be provided as a grant subject to a maximum of Rs. 8,600 per van for the 1st year. For the 2nd year 75 percent of the actual recurring expenditure or Rs. 6,450/- per van whichever is less may be sanctioned. For the 3rd year, 50 percent of the recurring expenditure actually incurred subject to a maximum of 25 percent of the recurring expenditure sanctioned for the first year may be sanctioned as a grant.

(d) Taxes payable on the vans should not be met from the Cess Fund.

(e) The conditions under which such grants are to be made should be decided by the Board Secretariat, but one of them should be that the Board should be consulted before any van is disposed of and the sale value will be credited to the Government of India.

(f) If any State wants to increase the number of vans from that mentioned in (a) it may do so provided the entire expenditure is met out of its funds. The Board may consider assisting the State by meeting part of the recurring expenses for one year.

**G-9. Pattern making factories**

(a) Individual schemes may be examined on merits for assistance to be given as grant.

(b) Recurring expenditure for the second, third and fourth years of the running of these factories may be given as a grant to the extent of 75 per cent, 50 per cent, and 25 per cent respectively of such expenditure for the first year or of the actual recurring expenditure incurred in the second, third or fourth year as the case may be, whichever is less.

(c) No financial assistance will be admissible for starting factories in the form of model weaving units attached to primary weavers' Co-operative societies.

(d) No net pattern factory should be sanctioned for States to which one or more factories have already been sanctioned by the Government of India. No assistance should be given for the expansion of pattern making factories already sanctioned but assistance for the provision of improved appliances should be recommended on merits.

(e) State Government, may, if they so desire, utilise the pattern making factories for imparting training to weavers in the use of improved appliances and in weaving improved designs.

**G-10. Training of weavers**

Training of weavers should primarily be the responsibility of the State Governments and the expenses must be met from their own resources. Fxceptions in deserving cases may be made, subject to the stipulation that training is imparted only to existing weavers.



**G-11. Training of employees of apex and primary weavers' co-operative societies**

Schemes of this nature should be sanctioned subject to the following conditions:

(a) The training should be confined to staff already employed in and proposed to be employed by primary and apex societies;

(b) The period of training should be 3 to 6 months.

(c) Not more than two persons should be trained by a primary or each unit of an apex society;

(d) The syllabus for training should be drawn up by the State Governments concerned, but it should include management, accounts, salesmanship, co-operation, etc.,

(e) Pay and allowances of the trainees should be met by the institutions under whom they are employed. Allowances will also include T. A.

(f) An amount equivalent to the stipends to the trainees will be given as a grant.

(g) The stipend will be subject to a ceiling of Rs. 45/- per trainee; and

(h) All expenses other than those covered by items (e) and (f) woud be shared between the Central Government in equal proportion.

**G-12. Training in Salesmanship of employees of Sales Depots**

Only 50 per cent of the expenditure on training should be sanctioned viz., salary and allowance of a lecturer and a peon and contingent expenditure on training. Expenses of the nature of salaries/stipend and T. A. of trainees should be met by the State or the co-operative societies.

**G-13. Training of supervisory staff in technical aspects of Handloom Industry**

i) Pay and allowances of the trainees (including travelling allowances) should be met as a grant by the State Governments themselves;

ii) 50 per cent of the balance of the expenditure will be met as a grant by the Central Government, the remaining 50 percent being met by the State Government.

**G-14. Deputation of weavers to weaving centres within and outside the State**

Financial assistance in the form of grant may be given to State Governments for schemes relating to the deputation of weavers to weaving centres within and outside the State to the extent of 50 per cent of the expenditure subject to a maximum of Rs. 100 per weaver. The balance should be met either by the Weaver or the Society concerned.

**G-15. Inspection, Stamping etc**

Quality control is approved in principle and assistance in the shape of grant will be admissible as follows:

i) 100 per cent of the expenditure for the first and second years of working of the scheme; and

ii) 75 per cent of the expenditure for the third and fourth years of working of the scheme.

**G-16. Subsidy on transport & overheads on yarns**

There is no need to stimulate production and, as far as possible, the stimulus should be for consumption. Principles have already been laid down for stimulating sales. As a general principle, therefore transport and overhead charges on yarn would not be subsidised except in cases like Assam where, owing to the distance from the producing centres of yarn or due to lack of proper communications and transport facilities, transport charges are unduly heavy. In such cases, individual schemes are to be examined on merits, subject to the condition that the rate of subsidy does not exceed 50 per cent of the transport charges from Calcutta to the consuming centres in the case of Manipur and Tripura, from Amritsar to the consuming centres in the case of Jammu and Kashmir and Rs. 20 per bale in the case of Assam.

**G-17. Award of prizes for designs**

Each individual scheme would be examined on merits and assistance will be admissible in the form of a grant.

**G-18. Subsidy for rent and furniture of new silk weavers' co-operative societies to be formed**

| | | |
|---|---|---|
| Furniture | Rs. 3,000 | per society (Grant) |
| Rent | Rs. 1,800 | per society per annum (Grant) |

**G-19. Assistance to apex societies for establishment charges:** Deleted

**G-20 Research (equipment therefor), designs etc.**

(a) States which have a concentration of the handloom industry may be given assistance to set up research institutes for designing, bleaching, dyeing etc.

(b) Non-recurring expenditure may be sanctioned as grant.

(c) 50 per cent of the recurring expenditure may be sanctioned as grant for the first 3 years, the balance 50 per cent to be met by the State from their own resources.

**G-21. Purchase of samples from weavers' co-operative societies**

Assistance by way of grants will be admissible to subsidise partially the purchase of representative samples of various handloom textiles produced by weavers' societies for supply to prospective customers as the supply of such samples is essential to build up business in handloom fabrics.

**G-22. Publicity and propaganda**

Each individual scheme may be examined on merits. Any assistance in this behalf should be in the form of grant.

**G-23. Participation in exhibition**

A grant equal to 50 per cent of the expenditure may be sanctioned, subject to a maximum of Rs. 10,000 per exhibition.

**G-24. Collection of statistics**

For schemes relating to the collection of statistics of production, sales and unsold stocks of handloom cloth on the lines approved by the Government of India, grant may be sanctioned subject to a maximum of 24 naye paise per registered loom.

**G-25. Subsidy on sales of cloth for internal consumption and for export (rebate scheme)**

(a) Grants may be sanctioned to State Governments to reimburse the rebates allowed on sales of handloom cloth, subject to the conditions stipulated in this behalf by the Government of India from time to time.

(b) The details of the rebate scheme in force from 1st September 1960 are as under :—

(i) A rebate at the rate of 5 nP. (five naye paise) in the rupee will be allowed on genuine retail sales of handloom cloth worth rupees two or more from

(a) weavers co-operative societies and/or State-owned depots, and

(b) consumer co-operative societies which purchase handloom cloth only from weavers co-operative societies and which deal, so far as cloth business is concerned, only in hand woven cloth.

(ii) A special additional rebate at the rate of 5 nP. (five naye Paise) in the rupee will be allowed on genuine retail sales of handloom cloth for a total period of 15 days in the year i,e. for eight days during the Annual All India Handloom Week celebrations and for seven days on suitable festival occasions to be chosen by the individual State Governments/Union Territories concerned with the prior approval of this Ministry. Specific orders will be issued for such rebate. Depots of apex weavers societies or other co-operative institutions functioning in States other than the one in which their head-quarters office is located will be entitled to this concession of special additional rebate only during the period such rebate is granted in the State in which depots are located.

**Rebate on wholesale sales**

II. A rebate at the rate of 3 nP. (three naye Paise) in the rupee will be allowed on wholesale sales of handloom cloth by weavers' co-operative societies. For this purpose, sale of handloom cloth worth Rs. 100 (one hundred) or more at a time in a single transaction will constitute a whole-sale sale. The State Governments will have the option of allowing or not allowing this rebate on wholesale sales having due regard to the need for limiting the expenditure on rebates within the ceiling shares allotted to them.

**Rebate on export sales**

III. A rebate at the rate of 5 nP. (five naye Paise) in the rupee will be admissible to :—

(a) Co-operative societies or State trading organisations on sales for export of handloom cloth purchased from weavers' co-operative societies and

(b) Co-operative societies exporting handloom cloth direct.

IV. Sales emporium run by the Sate Government/Union Territories should restrict the rebate to retail sales of handloom cloth purchased by them from weavers co-operative societies under their production programme and not from individual weavers in the co-operative fold.

V. Ceilings have been fixed for each State/Union Territory for expenditure on the rebate scheme. It is essential that the ceilings are adhered to strictly. If considered necessary, the scheme of rebate may be so regulated further by the State Governments by restricting the categories of sales/categories of cloth or by reducing the rate of rebate either wholly or partly as to keep the expenditure within the prescribed ceilings. In no case will central assistance be given for expenditure on the rebate scheme in excess of the ceilings.

VI. The Siate Governments and Union Territories should ensure that weavers co-operative societies are reimbursed rebate on the sale of only such handloom cloth as is produced by their members from out of yarn supplied by societies themselves.

VII. All conditions stipulated by the Government of India in respect of each category of sales of handloom cloth qualifying for the rebate scheme will continue to apply,

**G-26. Multipurpose co-operative societies**

Financial assistance in the form of subsidy may be given to these societies subject to the following conditions :—

(a) the subsidy would be given only to such multipurpose co-operative societies and stores which have not been hitherto selling handloom cloth.

(b) the subsidy would be admissible only to such societies/stores as have a minimum sale of handloom cloth worth Rs. 3,000 per half-year.

(c) the subsidy would be Rs. 300 per half-year or the actual loss suffered on the sale of handloom cloth whichever is less, subject to a maximum of Rs. 600 a year ;

(d) each society or store undertaking sale of handloom cloth under this scheme should keep separate accounts of purchase and sale of handloom goods ;

(e) the society/store should purchase handloom cloth only from Weavers' Co-operative Societies approved by the co-operative department ;

(f) the loss should be apportioned on a prorata basis for this purpose. In addition to items relating to the purchase and sale of handloom cloth, only establishment charges and general expenses should be taken into account. No subsidy will, however, be admissible where no loss is suffered on the purchase and sales of handloom cloth ;

(g) the subsidy to each Society/Store would be limited to one year; and

(h) the Registrar of Co-operative societies/Director of Industries should certify in each case that the subsidy is admissible and the actual lossses suffered by the society to make them eligible for subsidy, etc., have been taken into account.





**G-27. Power-driven vehicles**

(a) The introduction of power-driven vehicles for the sale of handloom cloth has been approved as an experimental measure.

(b) One vehicle will be admissible for every 25,000 looms within the co-operative fold.

(c) The vehicles may be sanctioned only to primaries having not less than 150 looms and not more than 20 per cent of the total number of vehicles admissible to a State should be sanctioned to the apex societies.

(d) There should be an agency to co-ordinate the functions of the existing emporia, sales depots, etc., so as to ensure that there is no duplication of available marketing facilities.

(e) The cost of the vehicle (estimated at Rs. 2,500 and 50 per cent of the salary and commission of the driver/salesman subject to a maximum of Rs. 150 per month will be met as grant from the Cess Fund).

The scale of salary and commission will be as under :

| | |
|---|---|
| Salary | Rs. 60 per mensem (fixed) |
| Commission on sales | |
| i) Up to Rs. 1,000 per month | Nil |
| ii) Up to Rs. 1,500 per month | On Rs. 1,000 - nil Excess over Rs. 1,000—2 per cent |
| iii) Above Rs. 1,500 per month | Up to Rs. 1,500 as at (ii) above and one percent on every additional sale of Rs. 100/- |

The expenditure on petrol, taxes, insurance, contingencies, etc., will have to be borne by the State Governments or the Weavers' Co-operative Societies from their own resources.

**G-28. Hawkers**

(a) The appointment of hawkers on retainer-cum-commission basis has been approved as an experimental measure.

(b) Assistance for the appointment of one hawker may be sanctioned for every 10,000 looms within the co-operative fold.

(c) A grant representing 50 per cent of the salary and commission payable to each hawker subject to a maximum of Rs. 100 per month will be admissible. The scale of salary and commission will be as under :

| | |
|---|---|
| Salary | Rs. 40 per mensem (fixed) |
| Commission on sales :— | |
| (a) Upto Rs. 500 per mensem | Nil |
| (b) Upto Rs. 1000 per mensem | 2 per cent on the excess over Rs. 500 |
| (c) Upto Rs. 1500 per mensem | On the first Rs. 500 Nil<br>On the second Rs. 500—2 per cent<br>On excess over Rs 1000—3 per cent |
| (d) Above Rs. 1500 per mensem | As at (iii) above on Rs. 1500 and one per cent on every additional sale of Rs. 100 |

(d) There should be an agency to co-ordinate the functions of the existing emporia, sales depots, etc., so as to ensure that there is no duplication of available marketing facilities.

**G-29. Warping drums**

Supply of warping drums to primary co-operative societies for the preparation of long warps may be subsidised by grants to the extent of three fourths of the actual cost of each drum.

**G-30. Press machines:** Deleted

PART III — LOAN - CUM - GRANT SCHEME

**L-G 1. Formation of industrial co-operatives**

Schemes for the formation of Industrial co-operative workshops for handloom industry, either by the conversion of existing handloom factories or by formation of new industrial co-operative, may be examined on merits. The assistance to be sanctioned will be on the following basis :

(a) Loan for share capital to the extent of 75 per cent of the share value. Loan will be repayable in 2 equated annual instalments of principal and interest commencing from the first anniversary of the date of drawal,

(b) Loan for working capital at the rate of Rs. 400 per loom, payable in 10 equated annual instalments of principal and interest commencing from the 2nd anniversary of the date of drawal. This loan will have to be obtained from the Reserve Bank. As a special case, for 1957-58 to 1960-61 the Government of India agreed to provide this assistance from the Cess Fund.

(c) Loan for purchase of looms and accessories repayable in 7 equated annual instalments of principal and interest commencing from the 1st anniversary of the date of drawal. The looms and accessories should be pledged by the industrial co-operative in favour of the State Government.

(d) Loan for land and buildings will be repayable in 10 equated annual instalments of principal and interest commencing from the 1st anniversary of the date of drawal. The property should be pledged by the industrial cooperative in favour of the State Government.

(e) Loan for furniture and baling press will be repayable in 2 equated annual instalments of principal and interest commencing from the 1st anniversary of the date of drawal.

(f) Rent may be sanctioned as grant up to a ceiling of Rs. 3000.

**L-G 2. Housing colonies**

For construction of housing colonies by Weavers' Co-operative Societies financial assistance may be provided as under:—

(a) the cost of construction of each house, including cost of land should not exceed Rs, 3,600.

(b) $66\frac{2}{3}$ per cent of such cost will be met as a loan.

(c) $33\frac{1}{3}$ per cent of such cost will be met as subsidy. Efforts should be made to bring down the cost of the houses. That is to say the cost of such houses would be between Rs. 3000 and Rs. 3600. The latter figure would be the ceiling. The handloom weavers should be urged wherever possible to contribute their share in free labour which would decrease the over all cost of the house to that extent. In such cases, the grant and loan of $33\frac{1}{3}$ per cent and $66\frac{2}{3}$ per cent respectively would be given on the net cost of the house.

(d) The entire cost of providing amenities such as water supply, drainage etc,, will be met as a loan and approved along with the first instalment of the loan admissible towards the cost of houses,



(e) The loan will be repayable in 25 equated annual instalments commencing from the 1st anniversary of the date of drawal of the entire loan. The loans will carry the normal rate of interest (only simple interest is to be paid upto the date of repayment of the 1st instalment, i. e. simple interest on the entire loan will have to be paid along with the 1st instalment of repayment of the loan). Payment of subsidy and loan to the State Government will be as under :

Subsidy: $33\frac{1}{3}$ per cent, after completion of construction.
$66\frac{2}{3}$ per cent after submission of audited accounts of cost of construction.

Loan: $33\frac{1}{3}$ per cent along with sanction of scheme.
$33\frac{1}{3}$ per cent when construction reaches plinth level

$33\frac{1}{3}$ per cent when construction reaches roof level.

NOTE : Proportionate payment of 2nd and 3rd admissible towards the cost of houses may be made when at least 25 per cent of the total number of houses under a particular scheme reach plinth and roof level respectively.

Scrutiny of schemes of housing colonies will be in accordance with the instructions laid down in the Ministry's letter No. 4 (37) Tex. (c) 056, dated the 8th November 1956

(f) The State Governments should ensure that housing schemes are sponsored only on behalf of well-established weavers' co-operative societies with good financial strength and whose affairs have consistently been managed satisfactorily.

(g) Only such weaver-members of the society who genuinely stand in need of housing should be made eligible for assistance.

**L-G 3. Experimental weaving centre and calendering plants as part of housing colonies**

(a) For the setting up of calendering plants and experimental weaving centres as adjuncts of housing colonies, assistance will be given on the basis of $66\frac{2}{3}$ per cent as loan and $33\frac{1}{3}$ per cent as subsidy.

(b) In addition, 50 per cent of the recurring expenses for the 1st year will be given as grant.

(c) The loan will bear the normal rate of interest and be payable in ten equated annual instalments of principal and interest, the first instalment to commence from the first anniversary of the date of drawal.

**L-G. 4 Printing Factories as part of housing colonies**

(a) Capital expenditure on setting up of such factories will be met in the proportion of $66\frac{2}{3}$ per cent as loan and $33\frac{1}{3}$ per cent as grant.

(b) No assistance will be given for recurring expenses.

(c) The loan will bear the normal rate of interest and be repayable in ten equated annual instalments of principal and interest, the first instalment to commence from the first anniversary of the date of drawal.

**L-G 5. Dye houses within and outside housing colonies**

The pattern of assistance for all dye houses whether within or outside housing colonies will be as under:—

(i) Lands: No assistance is admissible for dye-houses to be set up outside housing colonies. Assistance subject to ceiling of Rs. 800, Rs. 500 and Rs. 350/- for large, medium and small dye-houses respectively, in the shape of loan, will, however, be admissible in respect of dye-houses to be set up within housing colonies. The loan will be repayable in 10 equated annual instalments of principal and interest commencing from the first anniversary of the date of drawal.

(ii) Building: Long term loan repayable in 10 equal instalments commencing from the 1st anniversary of the date of drawal.

(iii) Non-recurring expenditure 100 per cent grant.

(iv) Recurring for 1st year 100 per cent grant,
Recurring for 2nd year 75 per cent grant,
Recurring for 3rd year 50 per cent grant,
Recurring for 4th year 25 per cent grant.

(v) Working Capital: Loan repayable in 5 equated annual instalments of principal and interests, the 1st instalment to be on the 1st anniversary of the drawal.

**L-G 6. Calendering and Finishing Plants for cotton handloom, milling and finishing plants for woollen handlooms outside housing colonies.**

(a) Each scheme should be examined on merits, i.e. on the suitability of fabrics produced in a locality for finishing, etc.

(b) Assistance for the setting up of finishing plants should be 50 per cent as grant and 50 per cent as loan, in respect of non-recurring expenditure.

(c) 50 per cent of the recurring expenditure may be met as a grant for one year,

(d) Finishing plants should not be provided with winding, warping and sizing equipments.

(e) No State should be assisted to have more than one finishing plant to start with. However, in addition to one finishing plant being set up entirely from central assistance, financial assistance will be admissible for setting up additional plants provided weavers co-operative societies or processing societies formed by weavers co-operative come forward with proposals to meet 25 percent of the cost of setting up finishing plants and satisfy the State Governments that they have kept separately the amount so required in liquid form the remaining 75 per cent of the expenditure being met from the central assistance half as grant and half as loan in addition to the grant for meeting 50 per cent of the recurring expenses for one year.

(f) For the setting up of the first calendering plant in a State, assistance for the purchase of land or construction of buildings will be admissible in the form of loan, provided that the amount of loan, asked for is reasonable in relation to the total cost of the scheme. For the setting up of subsequent plants, assistance in the shape of loan may be sanctioned on merits.

(g) The loans will be repayable in 10 equated annul instalments of principal and interests, the first instalment to begin after 1 year from the date of drawal of the loan by the State Government.

**L-G.7. Supply of looms and accessories to weavers**

(i) Conversion of throw shuttle looms into fly shuttle looms :—

(a) State Governments may encourage the conversion of throw-shuttle looms into fly shuttle looms. Assistance from the Cess Fund for such conversion will be 75 per cent, as grant, the balance 25 per cent, being as loan if necessary, subject to a ceiling of Rs. 25 per loom.

(b) Pit looms should be changed over as early as possible to frame fly shuttle looms.

**(ii) Provision of take up motion**

The introduction of take-up motion attachment to fly shuttle looms may be encouraged. The expenses therefor will be met from the Cess Fund; 75 per cent as grant and 25 per cent as loan if necessary, subject to a ceiling of Rs. 70 per loom (for the lever, roller beams, etc.)

**(iii) Warping frames (for the type required by Saurashtra)**

(a) Financial assistance from the Cess Fund will be admissible for the provision of warping frames in the proportion of 75 per cent as grant, the balance 25 per cent as loan, if necessary.

(b) For the type of warping frames contemplated by the Saurashtra Government Rs. 20 per frame is reasonable.

(c) Wherever there is concentration of looms, one warping frame should be equated with 12 looms so that the maximum possible benefit may be taken out of such frame. Wherever there is no such concentration, a frame may have to be made available, irrespective of the number of looms.

**(iv) Slay :**

(a) Financial assistance from the Cess Fund will be admissible 75 per cent as grant, the balance 25 per cent as loan if necessary.

(b) The following amounts are reasonable for slay :

Rs. 50 each if the slay is required with cloth roller warp beam, etc.

Rs. 30 each if the slay is required with cloth roller only.

Rs. 25 each if the slay is required.

(c) Only a reasonable number of slays should be sanctioned during a year.

**(v) Looms fitted with jacquards**

(a) Proposals for limited number of looms with jacquards may be sanctioned.

(b) Rs. 300 for a loom fitted with jacquards is adequate.

(c) The assistance to be given should be 50 per cent as grant and 50 per cent as interest-free loan repayable in 2 equal annual instalments commencing from the 1st anniversary of the date of drawal.

**(vi) Self-leasing vertical warping machines**

(a) Rs. 500 for a self-leasing vertical machine is reasonable.

(b) 75 percent of this amount may be sanctioned as grant, the balance 25 per cent being sanctioned as loan if necessary.

(c) States should not go in for a large number of such machines. Proposals for a small number may be sanctioned.

**(vii) Cross border dobby**

(a) Rs. 50 per cross border dobby is adequate.



(b) 75 per cent of this amount should be sanctioned as grant, the balance 25 per cent being sanctioned as loan if necessary.

**(viii) Reeds**

(a) Assistance for the supply of (i) iron reeds and (ii) bamboo and cholam reeds will be admissible at actual cost, subject to a maximum of Rs. 20 and Rs. 10 per reed, respectively. The assistance will be 75 per cent as grant the balance 25 per cent being made available as loan if necessary.

(b) The reeds should remain the property of co-operative societies for the use of their members. The average life of a bamboo or a cholam reed is estimated at 5 years.

**(ix) Varnished healds**

For the supply of varnished and wire healds assistance at the rate of Rs. 20 per set may be sanctioned from the Cess Fund. The assistance will be 75 per cent as grant, the balance 25 per cent being made available as loan, if necessary.

**(x) Drop boxes to existing slays**

Assistance for the provision of drop boxes will be admissible from the Cess Fund, subject to a maximum of Rs. 8 each. The assistance will be 75 per cent, as grant, the balance 25 per cent being sanctioned as loan, if necessary.

**(xi) Roller Temples**

Assistance will be admissible from the Cess Fund for the supply of roller temples to looms fitted with take up motion attachments. The assistance will be 75 per cent, as grant the balance 25 per cent, being made available as loan, if necessary.

**(xii) Heald staves**

Assistance will be admissible from the cess fund for supply of heald staves at Rs. 15 per set. The assistance will be 75 per cent, as grant, the balance 25 per cent, being made available as loan, if necessary.

**(xiii) Semi-automatic pedal looms**

Assistance may be sanctioned from the Cess Fund at Rs. 600 per loom exclusive of erection and demonstration charges which will be borne by the State Governments or the weavers co-operative society and it will be governed by Note (2) under G. P. No. L-G-7.

**(xiv) Conversion to frame looms**

Assistance for this will be admissible from the Cess Fund at Rs. 218 which will include provision for take-up motion attachment, slay, dobby, iron reed, varnished heald and drop box. This could be sanctioned in respect of woollen schemes also. The assistance will be 75 per cent, as grant, the balance 25 per cent, being sanctioned as loan, if necessary.

Note : (1) In the case of self-leasing vertical warping machines semi-automatic pedal looms and frame looms, the loan admissible will be repayable in five equated annual instalments of principal and interest commencing from the first anniversary of the date of drawal and in the case of the other equipment, in two equated annual instalments of principal and interest commencing from the first aniversary of the date of drawal.

(2) Central assistance for improved appliance cost over Rs. 500 and up to Rs. 1000 each will be 75 per cent as loan and 25 per cent as grant and if the cost exceeds Rs. 1000 each, the difference between the actual cost and Rs. 1000 will be as loan. These loans will be repayable in five equated annual instalments of principal and interest commencing from the first anniversary of the date of drawal.

**L-G. 8. Carding machine for woollen handlooms**

Assistance for the installation of carding machines will be governed by Note 2 under G. P. No. L-G-7.

**L-G. 9. Construction of weaving sheds and establishment of collective weaving centres.**

**Construction of sheds**

(a) 100 per cent loan subject to a maximum of Rs. 10 per square foot, the requirement of each loan being calculated at approximately 200 sq. ft. and for maximum of 50 looms per shed. The loan will be repayable in 10 equated annual instalments of principal and interest commencing from the first anniversary of the date of drawal of the loan (Rs. 1,00,000 is equal to Rs. 10 X 50X 200).

**Construction of dye-houses attached to the shed**

(b) 100 per cent loan subject to a ceiling of Rs. 10 per square foot the maximum requirement of space being calculated at 500 sq. ft. (Rs. 10 X 500). The loan will be repayable in ten equated annual instalments of principal and interest commencing from the first anniversary of the date of drawal.

**Equipment for weaving, preparatory and dyeing**

(c) 50 per cent, as grant and 50 per cent, as loan subject to a ceiling of Rs. 500 per loom set up (for weaving and preparatory) and Rs. 60 per loom set up (for dyeing). The loan will be repayable in five equated annual instalments of principal and interest commencing from the first anniversary of the date of drawal.

**Assistance for organisational expenses**

(d) This may be met from the grant for organisational expenses as in G. I.

Note : Only one or two schemes on a pilot basis mainly with a view to meeting export requirements and supplying fabrics against tenders issued by the Director of Supplies (Textiles) should be taken up by the State Governments.

**L-G 10. Press machines**

Assistance will be governed by Note (2) under G.P. No. L-G-7.

APPENDIX VI

**Case studies of Weavers**

SALEM 8th October 1963

( INDEPENDENT WEAVER PRODUCING COTTON FABRICS—DHOTIES )

Name : R. Gopala Mudaliar

Age : Fortyeight

Address : 62, Sengunthar Mettu Theru, Ammapet, Salem.

Like other weavers in Ammapet, I belong to Sengunthar Community. I can read and write Tamil which is my mother tongue. I commenced handweaving when I was a boy and I have always worked as an independent weaver. I was married in my 18th year and have 9 children. They are :

| | | |
|---|---|---|
| 1. | Sivagami (25) Daughter | Married—lives separately with her husband. |
| 2. | Parvathi (23) Daughter | -do- |
| 3. | Ramanathan (20) Son | Studying in the 2nd year B. A. Class with Economics as his special subject. |
| 4. | Balasubramaniam (16) Son | Studying in the Pre-University Class. |
| 5. | Jagadambal (13) Daughter | Passed 8th Standard |
| 6. | Baby (10) Daughter | Studying in 4th Std. |
| 7. | Savitiri (8) Daughter | Studying in 3rd Std. |
| 8. | Manickkam (5) Son | Studying in 1st Std. |
| 9. | Venkatachalam (2) Son | |

My old mother aged 80 is also living with me. My family strength is thus ten.

I reside in my house which I purchased eighteen years ago. Its dimensions are 19′ × 190′ and the roof is partly country tiles and partly calicut tiles. The house is electrified and has a municipal tap. I have hurricane lights also.

I own four fly shuttle looms. Myself and my wife work on two looms while I have engaged coolies belonging to Vanniyar Caste for the remaining two looms. I produce and sell dhothies of 80s and 60s counts – 52″ width – with inferior lace for the heading and border. I purchase readymade sized warps of 80s count and 60s weft yarn in bundles, piece-meal as and when required. I also get lace in small quantities. The capital I have invested is about Rs. 400/- (Four hundred). I pay Rs. 20/- as weaving wages per warp of 40 yards of 10 dhothies of 4 yards each.

The cost of a dhothy of 4 yards is Rs. 9/- at present. For every warp produced on the two looms operated by me and my wife, the difference between the sale price of dhothies and the cost of raw materials is Rs. 33/- while in respect of the two looms worked by the coolies, I get a margin of Rs. 13/-. As 16 warps are produced per annum on each loom, my income is Rs. 1,472/- per annum or Rs, 123 per mensem. The average income per loom will not exceed Rs. 35/- per month. Very often I have to sell the dhothies on credit and wait for a period upto 3 months for payment.

I take cold rice in the morning and two hot meals in the day and night. I am a non-vegetarian and take mutton once a week or oftener when I can afford it. I work througthout the year except when I fall sick. I have no landed property nor any subsidiary occupation. I use mud pots and brass vessels. The fuel is firewood.

I have to change the reeds once a year while the healds have to be renewed once in 3 months or 4 months. The expenditure on this account is about Rs. 50 per annum.

I have jewels worth about 10 sovereigns. I purchase new clothes for Deepavali for cash. I am unable to say the extent of such purchases.

I want my sons to take up some profession other than weaving. It is for this reason that I have sent two of my sons to the college. The future outlook of handweaving is not bright and the succeeding generations should not be dependent on the industry.

Except weaving I do not know any other craft. I cannot do any outdoor work. If there is a crisis in the industry as it happened at the commencement of the Second World War, my family will have to starve.

SALEM 8th October 1963

(A MEMBER OF CO-OPERATIVE SOCIETY PRODUCING COTTON FABRICS—DHOTIES)

Name : Vaiyapuri Mudaliar

Age : Seventy years

Address : A-56, Kamaraj Nadar Colony, Ammapet, Salem.

I am a Sengunthar, speaking Tamil. I have read upto the 3rd standard. Hand weaving is our hereditary occupation. I became a member of the Ammapet Handloom weavers co-operative society only 5 years back. Prior to that I was purchasing yarn in the market and producing and disposing dhoties on my own account. I commenced weaving when I was 14 years of age. I am now producing 20s dhothies for the Co-operative Society. I joined the society for the following reasons :

(i) No investment is required for the purchase of yarn.

(ii) I have no responsibility regarding disposal of the dhothies ;

(iii) The society pays Rs. 2/- more per warp as wages than the master weaver in the locality.

(vi) The compulsory thrift fund scheme in the society enables me to save a small sum for every warp out of the weaving wages paid to me by the society.

I have now been given a decent house in the Society's housing colony (known as the Kamaraj Nadar Colony) on hire purchase system. I am paying Rs. 16-50/- per month towards the hire purchase instalment.

My two daughters, Angammal (49) and Lakshmi (30) who are married are living separately. My son Manickkavasagam (46), his two sons aged 9 and 6½ and two daughters aged 14 and 4 are living with me. Our family strength is thus 8 including my wife and daughter-in-law. My grandsons are attending school.

All the six fly shuttle looms which I own are working for the Ammapet Handloom Weavers Co-operative Society; while myself and my son are working on two looms, I have employed coolies for the remaining four looms. These coolies belong to my community. Dhothies of 20s count are woven on the looms. The co-operative society issues 60 knots of yarn for one warp of 90 yards. The width of the dhothies is 50" while the texture of the warp is 21 kunjams. I have to prepare the warp and size it for which I incur an expenditure of Rs. 6-68/- as shown below :

| | | | | |
|---|---|---|---|---|
| Warping | | | 2 | 37 |
| Sizing materials (oil | 0 | 19 | 1 | 31 |
| Firewood | 0 | 50 | | |
| Tapioca flour | 0 | 62 | | |
| Wages for sizing | | | 3 | 00 |

For warp joining, I pay Re. 1/- per warp while the expenditure for pirnwinding of weft yarn is Rs. 1-80/- at 0.6 per knot. Thus the total expenditure per warp is Rs. 9-56/-. The wages per warp paid by the society is Rs. 30-60. The net income per warp after deduction towards thrift fund is Rs. 19-04. As two warps are completed per month, the net monthly income on the two looms worked by me and my son is Rs. 76-16/

I pay Rs. 15-50/- per warp for the coolies. The net income from the four looms worked by the coolies is Rs. 28-32/-. Just as others help me in sizing I help others. For each warp I will get Rs. 0-50/- and I earn Rs. 6 to 10/- per month. My total monthly income is Rs. 114-48/- or Rs. 115/-. Sometimes pirnwinding of weft yarn is done by my grand-daughters in which case, the net income will be higher. On an average, I earn about Rs. 120/- per month from the six looms. As my weekly expenditure is about Rs. 25/- to Rs. 30/ I am able to run my household without debts.

Each month, out of yarn issued by the society, I will be able to save enough for 10 yards of dhothies. I do not therefore purchase dhothies. For Pongal and Deepavali I purchase only sarees for about Rs. 75/- per annum.

Weaving is a noble profession and I want my grandsons also to take to weaving.

The house I occupy is fitted with electric lights. I have a hurricane lantern and two country cots. I have no jewels worth the name nor have I any landed property. Except the share capital of Rs. 200/- to my credit in the co-operative society, I have no savings. I use aluminium and brass vessels and mud pots in my house. I cannot do any outdoor work. Except hand weaving, I do not know any other craft.



SALEM 8th October 1963

(A MEMBER OF THE AMMAPET WEAVERS' CO-OPERATIVE SOCIETY PRODUCING MIXED FABRICS)

Name : P. Kandasamy Mudaliar

Age : Sixtytwo

Address : No. 130, Cuddalore Main Road, Ammapet, Salem.

I belong to the Sengunthar Community. Weaving is our hereditary occupation. My mother tongue is Tamil. I can weave silk, artsilk and cotton fabrics. I took to weaving when I was a boy. Prior to 1941, when I became a member of the Ammapet Handloom Weavers Co-operative Society, I was working on my own account, producing silk dhothies. After joining the co-operative society, I was asked to produce for the society, first cotton dhothies, then cotton sarees and now for the past four or five years mixed fabrics with imported artsilk yarn for the warp and 100s cotton yarn for the weft. I joined the society because I can get the raw materials without making any investment for the purpose and I need not waste my time in going to the market to dispose of the finished products. My admission number in the society is 145.

I was married in my 20th year. I lost my first wife about 4 years back when I married again.. I have three sons and two daughters by my first wife and one baby girl by the second wife. The first son Mahalingam aged 30, the second son Shanmugam aged 23 and the elder daughter Swarnam, aged 20 are all married and are living separately. My family consists of myself, my second wife, my son Palaniswamy (age 16) daughter Saroja (age 9) and the baby girl–in all five persons.

I reside in my own house which I inherited from my father along with a debt of Rs. 500/–. I discharged the debt in 1940-41. My house consists of two halls, a kitchen and a store room. The area is 2½ x 14½ anganams (i.e. 15' x 87') There is a small shop in front which is let out for a monthly rent of Rs. 4/– There is a municipal tap in my house. The entire roof is of calicut tiles. I have fitted up the house with electric lights.

I have three fly shuttle looms which are my own. All of them are working for the co-operative society. Dobbies are attached to two of the looms and to produce sarees with "Pate" borders. The length of a warp is 42 yards. The society issues unsized warps of artsilk and 100s cotton yarn for weft. I work on one loom, my wife on the second loom and my son Palaniswamy on the third loom. The gross wages paid by the society for one warp length is Rs. 70-98/– for dobby design sarees and Rs. 41-58 for plain sarees of 42 yards. I am able to complete one warp on each loom. The gross income is Rs. 183-54 per month, out of which the society deducts Rs. 2-50 per warp towards thrift fund. I get monthly Rs. 176-04 net from the society as wages.

The warp is sized by our family. I pay Rs. 3 per warp for piecing (warp joining). Pirn winding of weft yarn is done by my daughter Saroja but when she is unable to do so, I get it done by outsiders for which I pay Rs. 0-12 per knot. As the society issues 22½ knots of yarn for weft, the expenditure will be Rs. 2-70. The total expenditure per warp will not exceed Rs. 5-70. My net monthly income is not less than Rs. 158-94 or Rs. 160/–.

As for my food, I take idly in the morning and two square meals in the day and night. I am a vegetarian. I take boiled rice. I purchase new clothing for about Rs. 100/– per annum for Deepavali and Pongal. I have no debts and I am able to make both ends meet. I have no lands; there is no subsidiary occupation in our family. I have no savings except the share capital of Rs. 200/– to my credit in the co-operative society.

I do not own any furniture except 3 country cots. Though the rice is cooked in mud pot, I have brass vessels for household use. I do not use kerosene stoves nor charcoal. I use only firewood. I have no jewels worth mentioning.

Somehow, I have never thought of working for a master weaver. Previously I did work on my own account and as the society now gives me continuous work and as I get enough income for my expenditure, I have been loyal to the society. I do not know any occupation other than weaving and I cannot do out-door work. I want my sons to do work according to their liking.

KUMARAPALAYAM 9th October 1963

(COOLY WEAVER BELONGING TO A NON-TRADITIONAL WEAVING CASTE, PRODUCING CARPETS)

Name: V. Narayana Gounder
Age: Forty
Address: Kadayampatti Village

Though agriculture is our family occupation, I took to handweaving when I was a boy. I belong to the community of Vanniyars but our title is Gounder. My father also gave up agriculture and is employed as a dyer in the dye factory of Perumal Chet:iar and Sons. In the partition of family properties, I inherited a house (18′ x 25′) in Kadayampatti village and 0.75 cents of dry land, the income from which is not steady. If there are adequate and timely rains, I raise my dry crops which will fetch me Rs. 200/- per annum; but only once in three years this happens. Weaving is therefore my primary occupation.

Every day I go to Kumarapalayam from my village to work on the carpet loom in the factory of Sri K. S. Rangasamy Mudaliar. The loom belongs to the factory owner. I produced small sized carpets in the beginning and when I gained experience, I was entrusted with the production of large carpets. I am now producing carpets of the size 50″ x 90″. The weaving wage per carpet is Rs. 3-37. The only expenditure that I have to incur is Re. 1/- towards piecing for a warp length of 16 carpets. I earn not less than Rs. 13/- per week.

I got married when I was eighteen and I have a daughter (17) and son (15). My son, Thangamani studied upto 5th standard and is now employed in a local silk ribbon factory getting Rs. 8/- per week as wages. But this income is not steady. Out of Rs. 21/- as our weekly income, my weekly expenditure is about Rs. 20/- with the result that I have to take advances from my master weaver when I need funds to purchase clothing for Deepavali, for medical expenses etc. I owe him Rs. 300/: at present for which there is no interest. I have no jewels or furniture except two country cots.

Though I am a non-vegetarian, I take mutton only once a month. I take cold rice in the morning and bring my midday meals with me. I take a hot meal only in the night. On the whole I lead a hand-to-mouth existence, but I am content because there are several carpet weavers who are not able to earn even Rs. 10 per week.

It will be difficult for me to take to the production of finer counts fabrics, after having been accustomed in heavy beating of coarse yarn in the weaving of carpets.

MECHERI 10th October 1963.

(DEPENDENT WEAVER PRODUCING COTTON FABRICS)
(Sarees)

Name: T. Perumal Chetty (Devanga)
Age: Thirtyfive
Address: 15/7, Samarajpet, Mecheri, Salem District.

Like other Devangas of this locality my mother tongue is Canarese; I can speak Tamil. Neither Canarese nor Tamil script is known to me as I did not attend any school. Though I belong to a traditional weaving community, my father and grandfather were agriculturists and do not know weaving. My father is alive but living separately. As the income from agriculture was not steady I took to weaving in my twelfth year and I learnt it in my maternal grand father's house. I have always worked for a master weaver and I am now producing 60s sarees for S. Seniappa Chetty, master weaver. I have two looms; I operate one and my younger brother aged 16 who is residing with my father is weaving on the other loom. I receive 24 knots of 60s yarn at a time, for four sarees of eight yards each. My brother and I produce each 12 sarees per month. Out of Rs. 3-75, that I receive as gross wages per saree, I pay my brother Rs. 2-75/-. As I have to incur the necessary expenditure for the preparatory processes my net income from both the looms is Rs. 53/- per month. My wife earns Rs. 2/- per week by pirn winding. Our family has three acres of dry land which has not yet been partitioned. My father will give me annually about Rs. 25/- out of the income from lands. In all my monthly income is Rs. 63- and/ it is just sufficient for my family expenditure, consisting of myself, my wife and three children aged 7, 5 and 3. As the thatched house I am residing in, was inherited by me, I do not incur any expenditure under rent.

I purchase new clothing for Deepavali for Rs. 50/- I am a non-vegetarian and take mutton once a week. I take cold rice in the morning and two meals prepared once. I have no jewels or furniture except a country cot.

Though I am satisfied with my job, I would like my sons to study and take to some learned profession. So far, I have managed to get on without incurring any debts. I have not taken any advance from my master weaver.



SALEM 8th October 1963

(DEPENDENT WEAVER PRODUCING SAREES)

Name: P. Arumugam
Age: 44 years
Address: 57-D. Sengunthar Mettu Street, Ammapet, Salem.

I belong to the Sengunthar caste. I speak Tamil. I cannot read and write as I did not go to school. I took to weaving at an early age as it is our hereditary occupation. About 1950, I went to Coimbatore where I was producing sarees for a master weaver. I returned to my native place about 1½ years back and I am now working for Sri M. N. Palaniappa Mudaliar, master-weaver. I have never done any weaving on my own acccunt.

I was married in my 25th year and I have 3 daughters aged 12, 5 and 2 and one son aged 10. Their names are Sivabagyam, Vijaya, Bagyavathi and Gunachandran. None of them is attending school now.

I reside in a rented house. It is really one room (10′ x 10′). Cooking, sleeping etc., are all done in this room. The monthly rent is Rs. 3/-. My wife and I are both working on hired looms installed at 59-B in our street. The rent for each loom is Rs. 3/- per month. We are producing 80s x 80s sarees. The master weaver will change the colour and design according to demand. At present we are producing sarees of 6″ pate, check pattern with putta in the border. The master weaver gives us sized warps of 44 yards in length and 17 knots of 80s yarn for weft. The texture and width are 32 kunjams and 48″ respectively. The weft yarn will be just sufficient for producing 48 yards and I am unable to save any yarn.

The gross wages paid by the master weaver is Rs. 50/- per warp. I take about 20 days to complete a warp. I incur an expenditure of Rs. 5/- for each warp for piecing and pirn winding of weft yarn. On an average I will be able to complete 15 warps per annum, while my wife can complete only 12 warps. The gross income per year is Rs. 1,350/- out of which the expenditure for preparatory process mentioned above and rent charges for the looms is Rs. 207/-. Our net annual income is Rs. 1,143/- or Rs. 95/- per month. The average monthly income does not exceed Rs. 50/- per loom.

When the master weaver asks us to produce plain sarees without any puttas, we can each produce 2 warps per month but as the gross wages are lower, our income will never exceed Rs. 100/- per month.

I take cold rice in the morning before commencing weaving. The rice prepared for the midday meals is used for the night and for the following morning. Though I am a non-vegetarian, I take mutton once a fortnight. I have no immovable property nor any subsidiary income. I cannot afford to invest any amount on jewels for my wife and children. Except for a country cot, I have no articles of furniture. I have one bed room light. The weekly household expenditure is Rs. 25/- and the income is

just enough to meet it. Whenever, I am short of funds, the master weaver gives me advances. I owe him Rs. 200/- now. I have not executed any bond for the sum. I need not pay any interest.

I am not accustomed to out-door jobs. Except weaving I cannot do any other work. I will be happy if my son can go to college and take a learned profession but I cannot afford it.

MECHERI

10th October 1963.

(MEMBER OF CO-OPERATIVE SOCIETY PRODUCING COTTON FABRICS)
(Sarees)

Name : Sandappa Chetty (Devanga)
Age : Sixty
Address : 15/5 Samarajpet, Mecheri, Salem District.

I speak both Canarese and Tamil but I cannot write either. My father was not a weaver but selling handloom cloth in Shandies. I learnt weaving under a master-weaver when I was twelve years old. I cannot do outdoor manual work nor do I know any other craft. My first daughter Gunnagammal is living with her husband. My only son Mathesan (13) and two other daughters aged 15 and 10 are living with me. My son studied upto 5th standard and is now engaged in weaving. My wife and daughters assist me in the preparatory processes; they are also earning Rs. 3/- per week in pirn winding. I live in my ancestral thatched house.

I have four looms working for the society on which 60s sarees are produced. Myself and Mathesan, my son, work on two looms. I have employed coolies belonging to Vanniyar caste to operate the other looms. I got admitted as a member of the society as soon as it was started. Previously I was working for a master weaver from whom I had not taken any advance; hence I was able to leave him and join the society where the weaving wage is higher by Rs. 0-50 per warp of 16 yards. Owing to ill-health I am unable to weave more than four sarees (32 yards) per month. My son and the two coolies produce each 12 sarees per month. Out of Rs. 4-28/- paid by the society as wages per saree, I pay the coolies Rs. 2-84/-. Sizing and pirn winding are done by me and my family members. The expenditure for warping for 40 sarees is Rs. 8-12/- per month. My net monthly income from all the four looms is Rs. 95/-. If the earnings of my wife and daughters in pirn winding are taken into account, my monthly income is Rs. 110/.

I spend Rs. 20/- to 25/- per week for the family. I take meat often. I have two or three pieces of silver and gold jewels worth about Rs. 250/- Cold rice in the morning and two meals cooked once are our routine. I have mud pots and brass vessels. Except two country cots, I have no other articles of furniture. I have no debts and I am able to purchase new clothing for Rs. 100/- for Deepavali out of my income. I cannot afford to educate my son; he has taken to weaving which he has to continue for his livelihood. I am not unhappy with my lot.

MECHERI

10th October 1963

(MEMBER OF CO-OPERATIVE SOCIETY WEAVING COTTON SAREES)

Name : M. Perumal Chetty
Age : Twentyeight
Address : 16/4 Samarajapet, Mecheri, Salem District.

Being a Devanga, our traditional occupation is handweaving. Though I speak Canarese, I can read and write Tamil. I commenced weaving in my 13th year in the Virudasipatti village where I was working for a master weaver. I came to Mecheri six years back. I worked for a master weaver for a year and then joined the Samarajapet Weavers' Society as the weaving wage paid by it is higher than that of the master weaver by Rs. 0.50 per warp. As I was indebted to the extent of Rs. 30/- only to the master weaver, I discharged the debt and got admitted in the Society. Out of my earnings, I have purchased a tiled house (18'×30')



in which I am now living. I have installed four looms, two of which are working for the Society and the other two for Doddanna Chettiar, master weaver. I operate one loom and have employed coolies for the other three looms. These coolies belong to the Vanniyar Community. I am producing sarees of 60s count in all the four looms. For one warp of 16 yards or two sarees of 8 yards, the society issues 13 knots and the master weaver 12 knots of 60s count, yarn. Out of the yarn issued by the society, I save two hanks for each warp. The society pays Rs. 4.80/- per saree as wages while the master weaver gives Rs. 3.75/-. I have to spend Rs. 0.37 per saree towards warping and sizing charges. Piecing and pirn winding are done by my mother and wife. Twentyfour sarees are produced per month on the two looms working for the society while the production on behalf of the master weaver is 16 to 20 sarees. The cooly that I pay is as follows:

| | |
|---|---|
| For Society's loom | Rs. 3.37 per saree |
| For master-weaver's looms | ,, 2.75 per saree |

The income from the three looms will not exceed Rs. 30/- per moth. My earnings on the loom that I work are Rs. 53/- per month. My monthly income is Rs. 83/-. My looms work for 300 days in a year. I have no other income.

My family consists of myself, my wife, my mother and three children aged 5, 3 and 1. My father is living separately at Vanavasi. As my weekly family expenditure is about Rs. 20/- I am just able to make both ends meet. I take meat occasionally. I purchase new clothing for Deepavali for Rs. 50/- per annum. My house is not electrified. I have a hurricane light and a bed room lamp. I have no jewels; except two cots I have no other articles of furniture.

I cannot do outdoor manual work nor do I know any other craft.

I consider that co-operatives should create an "Amenities Fund" out of profits out of which advances should be given to members to meet urgent domestic expenses. This will ensure loyalty to co-operatives since the only attraction for working under a master weaver is the system of "advances" which keeps weaver under perpetual bondage.

SALEM

8th October 1963.

(DEPENDENT WEAVER PRODUCING SILK FABRICS)

Name : P. J. Rajaraman
Age : Thirtyone years
Address : 34-B, Pennadam Venkatarammayyar St., Lane, Ponnammapet, Salem.

I belong to the Saurashtra Community. Though our traditional occupation is weaving, my father did not take to it; he was Vakil's clerk, manager of a woollen factory and a clerk in the Collectorate. I do not know my grandfather's profession but my father's elder brother is engaged in handweaving. My father wanted me also to follow his footsteps; but when I failed in the first form, I desired to learn some craft to which my father agreed. I worked for two years in a silversmithy. I left it and took to weaving as directed by my father, when I was fifteen years old. I wove cotton fabrics in the first instance and switched over to silk. I learnt weaving in a master weaver's house where I worked as a cooly weaver, Later I fitted up a loom in my house; the master-weaver supplied me the cloth roller, reeds and healds. A relative of mine under whom I worked for three years supplied the slay. The other parts are mine. The loom has become mine, since the master weaver and my relative will not ask for the return of the parts supplied by them. I am now working under Sri M. N. Govindarajan, Murari Varadaiha Street, Salem-1.

I was married when I was twenty five and I have two daughters aged 5 and 3 and a boy aged 1½ years. There are five members in my family.

I am residing in a rented, electrified house. I pay Rs. 14/-per month as rent and Rs. 2/- towards lighting charges. I took Rs. 100/- as kandu to pay the advance for the house, out of which I have repaid Rs. 60/- I borrowed a hand loan of Rs. 300/-from my cousin brother for my marriage out of which only Rs. 85/-is outstanding. I am not paying any interest for this loan.

The master weaver pays Rs. 76/-per warp of 40 yards. He himself meets the piecing charges for warp joining. As pirn winding of the weft yarn is attended to by my wife the only expenditure I incur is Re. 1/-towards the cost of gum. As I am completing 13 to 14 warps per year, the average monthly income from weaving is about Rs. 80/-to Rs. 85/-. My wife earns about Rs. 5/- per month in kora winding. The master weaver gives four tholas of kora towards wastage and the cost of raw silk that I save will fetch Rs. 10/-per month. Thus my monthly income is Rs. 100/-. I get idlies from hotel for our breakfast while the meal cooked for the day is retained for the night also. I take mutton also whenever I can afford it.

I have mud pots, aluminium and brass vessels and two ever-silver tumblers which I purchased from my income. I use Janata stove as well as firewood for cooking. I purchase firewood piecemeal. I could not purchase any jewels; except a country cot, I have no other articles of furniture. I am happy and content with my present occupation; but I desire to educate my son so that he can take up a learned profession as my father did.

SALEM : 8th October 1963.

(INDEPENDENT WEAVER PRODUCING SILK FABRICS)

Name : T. K. Ramachandran
Age : Thirtyeight
Address : 33, Pennadam Venkatarammayyar St., Lane, Ponnammapet, Salem.

Seated before you is a weaver who was once very prosperous but is dragging on a miserable existence now. Belonging to the sowrashtra community which is otherwise known as "Pattunulkarar", weaving of silk which is our hereditary occupation is in my blood. When I was studying in the fourth form my father died. I discontinued my studies and got employment as salesman in a cloth shop, "Rama Vilas", Salem where I served for two years; I then decided to revert to our family occupation and set up a loom when I was aged sixteen. I got married in my eighteenth year. To meet my marriage expenses I took a loan of Rs. 400/- which I paid off in a year. I gradually increased the number of looms to seven and I emloyed eight coolies to work on them. I also worked on one loom. The conditions created by the Second World War were favourable to us. There was silk control and I was employed as Government Silk Appraiser for six months on a monthly salary of Rs. 125/- to work out the cost of production of silk fabrics. Between 1945 to 1951, that is to say from the 20th to 26th year I saved Rs. 5,000/- in cash out of my income; in additon I purchased jewels for 35 sovereigns for my wife and children. I was happy and prosperous for eight years, after I took to silk weaving.

Weavers as a class are prolific and I am no exception to the rule. I have now seven boys and girls. They are:

| | | | |
|---|---|---|---|
| 1. T.R. Rengachari | 18 years | S.S.L.C. Passed | |
| 2. T.R. Sankar Lal | 16 years | Studying S.S.L.C. | |
| 3. Mohana | 14 | years studing | 8th Std. |
| 4. Krishnamoorthy | 11 | ,, ,, | 6th Std. |
| 5. Jayalakshmi | 7 | ,, | |
| 6. Rajaram | 4 | ,, | |
| 7. Hariharan | 2 | ,, | |

My family expenditure went on increasing with the addition of each child, and I had to utilise my capital for the purpose resulting in a gradual reduction in the number of looms. With the advance of age I was unable to work with the same vigour which affected my income. In Government service as age advances, the emoluments increase but in the case of weavers it is the reverse. I was compelled by circumstances to contract my business and I am now having only one loom. The entire savings of Rs. 5,000/- and all the jewels except for five sovereigns have disappeared. I have borrowed Rs. 2,000/- on the security of my house which I inherited from my father. Thus during the past twelve years, I have spent Rs. 8,000/- over and above my income from weaving.

On the one loom which I now possess, I produce silk dhothies (50 kunjams - 50"-4 yards). I purchase readymade warps and lace for cash. I get kora for weft on credit. The investment is about Rs. 175/- I complete ten warps of 44 yards in a year. The expenditure for each warp is Rs. 5-50/-(i.e. Rs. 3.50 for warp joining and Rs. 2 towards the cost of gum). My mother who is living with me and my wife earn about Rs. 10/- per month by kora winding. I have no landed property except my house. While my monthly income will be about Rs. 100/- to Rs. 110/- my famiiy expenditure is Rs. 200/-. I had therefore, to draw on my capital, dispose of my jewels and borrow Rs. 2,000/- by mortgaging my house.

I dispose of my dhothies to commission agents. I do not find difficulty in marketing.

I am a vegetarian. I take idly for breakfast and two meals prepared once. I have brass vessels in my house.



I use kerosene for the stove as well as firewood as fuel. I purchase new clothing for Rs. 100/- and more for Deepavali by borrowings. If the demand for silk fabrics slackens, I will have to switch over to artsilk. I want my sons to take up emloyment and Government should give preference to the educated youth of weavers community in regard to recruitment for service under the State. Silk fabrics are purchased by Conservative people. If their habits change, there is no future for the silk industry.

SALEM 8th October 1963.

(MEMBER OF A CO-OPERATIVE SOCIETY WEAVING SILK FABRICS)

Name : P.R. Nagendran
Age : Thirty years
Address : 32, Pennadam Venkatarammayyar Theru Lane, Ponnammapet, 17th Ward (Municipal) Salem.

I am a Saurashtra and silk weaving is our hereditary occupation. I can, however produce cotton fabrics also on handlooms. I took to handweaving in my fifteenth year. I cannot do any other work nor can I take up outdoor jobs. My father and myself who joined the Salem Silk Weavers Co-operative Society early in 1960 were producing silk dhothies formerly. We incurred a loss of Rs. 1,000/- in the business and hence became members of the co-operative society. I could have gone to a master weaver but I preferred to join the co-operative society because while a master weaver is interested in giving advances and bind us to him, the co-operative society encourages thrift and we have a feeling that we are "free" men. I paid Rs. 12-50/- towards share capital and I was given an advance of Rs. 87-50/- by the Government towards share capital. I have repaid the advance out of wages and I have a share capital of Rs. 150/- to my credit in the society. During the past three years the total savings are Rs. 137-50.

I got married when I was 24 years of age and I have two daughters, Rajamani and Banumathi aged 4 and 2½ years respectively. Along with my parents I am residing in my cousin brother's house (18' x 60' - country tiled) It has electric lights. My cousin brother and his wife are also living with us. Thus our family consists of six adults and two children.

There are three fiy-shuttle looms in our house which are our own. Myself and my father operate two looms for the Society while the third loom is worked by my cousin brother for a master weaver, Laguduva Sundaram Iyer, residing in the 18th ward. I produce silk dhothies and my father silk upper cloth for the society; my cousin brother is producing silk dhothies for the master weaver. Taking into account the holidays which we avail of after Deepavali and Pongal, we work for about 250 days in a year. The warp length of silk dhothies which I produce is 40 yards and the gross wages paid by the society are Rs. 86/-. Out of this I incur the following expenses :

| | | |
|---|---|---|
| (i) Warp joining (piecing) | 3 | 50 |
| (ii) Cost of gum | 2 | 00 |
| (iii) Winding of weft yarn on parivattam (1220 grams of raw silk) | 4 | 25 |
| | 9 | 75 |

From the parivattam, the weft yarn is wound on pirns by my wife, mother and brother's wife. The cost of sizing is negligible. We apply the Kanji when the warp is held in tension in the loom. As I complete one warp a month, my net income is Rs. 76/- per month. My father who produces upper cloth gets Rs. 50/- and my cousin brother earns Rs. 71/- as the wages paid by the master weaver are lower than the society's rates by Rs. 5/- per warp. Thus our family income is about Rs. 200/- per month.

We take two full meals and breakfast but the meal is prepared only once daily. I am a non-vegetarian. I take mutton whenever I can afford it. We use only brass vessels. There are neither jewels nor any furniture in our house except a country cot. Ours is a hand-to-mouth existence.

Neither I nor my father is indebted. But my cousin brother borrowed Rs. 300/- at 12% interest four years back on the security of the house for family expenses. This is still outstanding. We purchase new clothing for Deepavali; the extent of the purchase will depend upon our purse and the credit we can command. As we have no immovable property or subsidiary occupation, we have no other income. But out of the raw silk issued by the society, there will be a saving of about 50 grams if the weather is not too dry.

Just at present there is a glut in the silk market; dhothies do not find ready sales. Silk looms are changing over to rayon yarn. If I find that I will earn more by producing art silk fabrics, I will also change over to art silk yarn.

When I get a son, I want to educate him so that he can take up some other profession. I consider that there is over-crowding in the handloom industry at present.

KOMARAPALAYAM 9th October 1963

( DEPENDENT-CUM-MASTER WEAVER PRODUCING ARTSILK FABRICS )

Name : O.S.LV. Ramaswamy Chettiar

Age : Thirtyseven

Address : 19/5, Raja Street, Paliapet, Komarapalayam.

I am a Devanga speaking canarese. I can read and write Tamil. I have studied upto 4th Class. I am residing in my father-in-law's house without paying any rent. In my 13th year I started weaving carpets on my own account since my father was producing this variety. When I was twentyone years of age, I gave up carpet weaving and took to the production of 60s sarees. From 1950 onwards (i.e. from my 24th year), I am weaving artsilk sarees for P.K.N. Govinda Venkatrama Chettiar, master weaver, Gugai, Salem. I am proficient in all branches of the industry. I am not acquainted with any other craft nor can I do manual labour. I own a fly shuttle loom to which a dobby is attached but I take yarn from the above master weaver for four looms. I issue the required quantity of yarn for three looms to three other weavers who produce sarees with "pate" in their houses. I collect the sarees produced by them and deliver them to the master weaver along with the sarees that I weave on my own loom. The warp length is 30 yards. Acetate rayon yarn of 120D is used for both warp and weft. The total quantity of such yarn is 5-3/8 lbs. (3¼ lbs. for warp and 2-1/8 lbs. for weft). The master weaver pays Rs. 30/- as wages for a warp (i.e. Re. 1 per yard). As I complete four warps, I earn Rs. 120/- per month out of which I spend Rs. 6/- for warp joining and Rs. 3/- for sizing. As the pirn winding of weft yarn is done by my wife, I do not incur any expenditure on this account. I have to go to Salem four or five times in a month to deliver the sarees and receive the yarn for which I spend Rs. 25/-. The net income from my loom is thus Rs. 86/-

Out of Rs. 30/- that I receive from the master weaver as wages for a warp, I pay Rs. 26.25 to the three weavers employed by me. As three warps are completed on each loom, I get a net income of Rs. 34/- from three looms. My wife earns about Rs. 10/- per month by pirn-winding of yarn. All told I earn Rs. 130/-. I was married when I was 20 and I have five children.

| | | |
|---|---|---|
| 1. | Venugopalan | 14 years Studied upto 3rd Std. employed in the Ambal Silk Ribbon Factory getting Rs. 20 per moth as wages. |
| 2. | Rajamani | 12½ years Studying 4th Std. |
| 3. | Selvaraj | 11 years Studying 4th Std. |
| 4. | Shanmugasundaram | 6 years Studying 1st Std. |
| 5, | Parimala | 7 months |

My mother is an occasional visitor. My father died eight years ago. My family strength is seven. My average weekly expenditure is Rs. 25/- to 30/-, which I am able to meet; I purchase new clothing for Rs. 300/ for Deepavali out of my income. But I have not been able to save anything for the purchase of jewels for my wife and children. I have enough brass vessels to meet our requirements.



If there is scarcity of artsilk yarn, I will take to cotton weaving. But the output of rayon fabrics will be higher, resulting in a higher income since the weft yarn need not be dipped in water as in the case of cotton yarn. Greater pressure is required for beating wet yarn and hence production of artsilk fabrics is easier than cotton fabrics. Though I am content with my present occupation, I would like my sons to earn a living other than from hand weaving.

KOMARAPALAYAM 9th October 1963.

DEPENDENT WEAVER WORKING IN THE HOUSE OF A MASTER WEAVER) (ART SILK)

Name: L. Muthappa Chettiar

Age: Sixty

Address: Varadappa Chettiar's house, Kathalapet, Komarapalayam.

I am a Canarese speaking Devanga, but I can read and write Tamil. I am one of those who switched over to art silk as early as 1925. I was producing first cotton fabrics and then artsilk sarees on my own account at Salem. I shifted my residence to Komarapalayam about twenty years back and am now working for the master-weaver, Sri T. C. A. Singaram Chettiar, Komarapalayam. As I do not own a loom, I work on the fly shuttle dobby loom provided by the master weaver who gives me readymade warps and weft yarn wound on pirns. The expenditure for warp joining also is met by the master weaver. For a warp length of 123 yards, I have to weave 23 sarees; the weaving wage per saree is Rs. 2-25 and my income from weaving per warp is Rs. 51-75. As I complete 15 warps in a year my monthly income is Rs. 65/-

All my three daughters, Sarojini (35), Jayalakshmi (32) and Rajammal (28) are married and are living with their husbands. My eldest son Natarajan (31) who is married is living separately. My 3rd son Rangaraj is working as a maistry in a handloom factory at Chinnappa Naickenpalayam on a salary of Rs. 17/-per week and my wife is staying with him. My family at present consists of myself, my second son Krishnaraj (24) and his wife. Krishnaraj is earning Rs. 60/-per month in a powerloom factory in Komarapalayam. Both of us thus earn Rs. 125/-per month. We have no other income either from lands or a subsidiary occupation.

Our weekly family expenditure is Rs. 25/-and I pay a house rent of Rs. 12/-per month. I am thus living within my means though I have not been able to invest any amount on jewellery or furniture. Before commencing weaving I take cold rice; we take two full meals though cooking is done only once. Whenever I can afford it, I take mutton. Rice is cooked in mud pots but I own some brass vessels also.

High technical skill is required for weaving and I want my sons to continue our traditional occupation. Natarajan, my first son is producing cotton sarees of 100s count. My two other sons also know weaving and if their job is terminated, I wish them to take to handweaving.

## APPENDIX VII

Copy of G.O. Ms. No. 3387, Rural Development and Local Administration Department, dated 26th December 1961.

(Abstract)

Khadi-Programme for development of Khadi—Entrustment to Panchayat Unions-Orders-Issued.

The Government have had under examination the question of formulating a programme for the further development of Khadi in the rural areas of the State through the agency of the Panchayat administration. In G. O. Ms. No. 964 R. D. &. L. A. dated 1-4-1961 the Government have placed the implementation of all programmes of Rural Arts, Crafts and Industries under the Community Development Programme under the State Khadi and Village Industries Board. In consultation with the State Khadi and Village Industries Board, the Government have finalised a programme for development of Khadi and for the entrustment of the same to the Panchayats and Panchayat Unions. The details of the scheme are given in the latter parts of this order and may be implemented with immediate effect in all Panchayat Unions of the State except in the districts of Coimbatore and Nilgiris. Development of Khadi is considerably advanced in the district of Coimbatore already and the scope for further expansion is limited. With regard to the Nilgiris district, the Government feel that the scope for Khadi development there is limited in view of the special conditions prevailing there.

**Details of the programme**

2. Under the Programme, each Panchayat Union will select the Panchayats within its jurisdiction which are capable of implementing the scheme. 20 Kisan charkhas will be distributed to selected spinners in each of the selected panchayats every year. The Charkhas will be distributed at half cost, namely Rs. 3. 50 nP per Charkha. The remaining portion of the cost of the charkha will be borne by the State Khadi and Village Industries Board as a subsidy. This means that the beneficiary will have to bear Rs. 3.50 per charkha. This may be treated as an advance to the beneficiary and recovered subsequently in the shape of yarn or cash. Government have no objection either to the Panchayat Union or Panchayat bearing the cost in part or in full. In addition the State Khadi and Village Industries Board will supply to each Panchayat Union, free of cost, a quantity of cotton to the value of one rupee per charkha distributed. The Khadi and Village Industries Board will also make available to the Panchayat Unions working capital at the rate of Rs. 350/-per Panchayat. Over and above this, the State Khadi and Village Industries Broard will give each Panchayat Union full grant to meet the salary for a Grade-II Assistant on Rs. 90-140 to be employed for running the sub-centre for a period of one year in the first instance.

3. The State Khadi and Village Industries Board has already covered a number of blocks with the extensive khadi scheme. In any Panchayat development block in which the new khadi development scheme is taken up, the extensive khadi scheme will be withdrawn.

4. The block will function as a sub centre and stock the charkhas, cotton, slivers, etc., required for this purpose. Necessary accommodation for locating the sub-centre will have to be provided by the Panchayat Union at its own cost. The charkhas should be obtained by the Panchayat Unions from authorised dealers to be certified by the Department of Khadi. The Department of Khadi will also supply cotton and slivers to the Panchayat Unions. The Panchayat Unions will calculate the requirements of charkhas, cotton, slivers etc., periodically and stock them in advance.

5. The programme will be implemented at the block by the Extension Officer in charge of Industries, who will be assisted in this regard by the Mukhya Sevika, the Grama sevaks and the Grama Sevikas and the two Social Welfare Workers. In addition, the Panchayat Unions may employ a Grade II Assistant to be in charge of the sub centre. To begin with, it is doubtful whether the Panchayat Unions will be able to employ on their own as Grade-II Assistant, a person who is suitably conversant with the technique of Khadi production. The Department of Khadi, will therefore, be willing to lend the Service of trained persons to the Panchayat Union. The services of the Extension Officer for industries will as already ordered by the Government, be available to the Panchayat Union, free of cost. The Extension Officers (Khadi) and the Spinning Organiser wherever they are at present employed in the blocks will be withdrawn and will be provided with alternative employment,

6. The sub centre will purchase the yarn produced by the spinners. It is open to the Panchayat Union to authorise the Gramasevikas, the Social Welfare Workers and the Gramasevaks also to undertake this work. The Government would, however, like to emphasise that in purchasing the yarn Panchayat Union should make sure that quality is always insisted upon in order to avoid possible rejections later. In order to enable the Panchayat Unions to make adequate arrangements to test the yarn before they are purchased at the sub centre, the Department of Khadi will organise a short course of training for the block staff in the testing and purchase of yarn. Detailed orders in this regard will issue separately from the State Khadi and Village Industries Board.

7. The figures given below represent the assistance available per year per every Panchayat in which the Panchayat Union decides to implement the programme.

**Grant**

| | | |
|---|---|---|
| (1) | Subsidy on the cost of 20 charkhas at Rs. 3.50 ... | 70.00 |
| (2) | Free supply of cotton for training new spinners to the value of Re. 1/- per spinner ... | 20.00 |
| (3) | Full grant for the employment of a Grade II Assistant for the Panchayat Union ... | 1,550.00 |
| | | 1640.00 |

**Loan.**

| | |
|---|---|
| Working capital loan for the stocking of cotton and slivers and for the purchase for yarn and purchase of Khadi ... | 350.00 |

8. The Panchayat Union will have to formally agree to implement the schemes by passing a resolution. The Panchayat Union will, thereafter, have to address the State Khadi and Village Industries Board through the District Khadi Office for the provision of funds. The State Khadi and Village Industries Board will release the funds direct to the Panchayat Union as a grant-in-aid. The working capital loan referred to above will be treated as a loan to the Panchayat Union, the terms and conditions for the repayment of which will be desided by the Khadi and Village Industries Board and communicated to the Panchayat Union.

9. The Khadi centre of the Panchayat Union will be attached to a Centre Khadi Officer. The Block Khadi Centre will receive the requisite quantities of cotton and slivers from this centre and will in turn deliver the yarn to the centre to which it is attached. Orders regarding the attachment of various union Khadi centres to these centres will be issued separately, by the Director of Khadi.

10. The Government would wish to emphasise at this stage that the responsibility of the Panchayat Union is not merely in the promotion of the production of Khadi but also in ensuring that as large a production as possible of Khadi produced in the block is consumed within the block itself. The Panchayat Union should in this connection introduce the Spinners' Deposit System by which a certain portion of the yarn, namely 1/3 will be treated as a deposit for supply of Khadi to the spinners on demand.

11. Inspite of all precautions, it is likely that a cartain amount of sub-standard yarn will be produced. The Department of Khadi is examining whether it could purchase such sub-standard yarn at a lower price instead of totally rejecting it. Orders regarding this matter will issue separately from the State Khadi and Village Industries Board.

12. The administrative control over the staff and the administrative responsibility for the implementation of the scheme will rest with the Panchayat Union Commissioner, The technical supervision of tne programme will, however, be carried out by the Disirict Khadi Officer at the district level. The Extension Officer in charge of the programme should strictly ensure that the instructions contained in this order and such instructions as are given from time to time by the staff of the Department of Khadi are followed.

13. The Panchayat Union Council should maintain a separate account for the grants and loan recived from the State Khadi and Village Industries Board. Further details with regard to the accounting procedure will be issued by the Government in consultation with the Director of Khadi.

14. This order issues with the concurrence of the Finance-vide their U. O. No. 142790-A/EA/61-1, dated 18—12—1961.

## APPENDIX VIII (1)

| District | Names of important silk weaving centres (1961) |
|---|---|
| 1 Chingleput | 1 Kancheepuram<br>2 Ayyangarkulam<br>3 Sevelimadu<br>4 Vaiyavur<br>5 Thirukalaimedu<br>6 Venkatapuram<br>7 Kalakattur<br>8 Origai |
| 2 North Arcot | 1 Arni<br>2 Wallajah<br>3 Munugappet<br>4 Thirumeni<br>5 Dusi<br>6 Abdullapuram |
| 3 South Arcot | 1 Siruvanthadu (Moksha-kulam) |
| 4 Salem | 1 Salem city<br>2 Chintamaniyur |
| 5 Trichy | 1 Trichy Town |
| 6 Tanjore | 1 Kumbakonam<br>2 Tanjore (Manambu-chavadi)<br>3 Thirubhuvanam<br>4 Ayyampet<br>5 Patteeswaram<br>6 Darasuram<br>7 Ammapet<br>8 Ammayappan<br>9 Valangaiman<br>10 Kodavasal<br>11 Thirucheri (Thirucherai)<br>12 Thiruppanthuruthi<br>13 Mariammankoil<br>14 Kandiyur<br>15 Ammachatram |

## APPENDIX VIII (2)

### SECTION A

### LIST OF SILK CENTRES WITH 50 LOOMS AND ABOVE AS GIVEN BY EDGAR THURSTON (1899)

| District | Name of the Centres. |
|---|---|
| 1 Madras City | 1 Madras |
| 2 Chingleput | 1 Conjeevaram<br>2 Ayyampet<br>3 Muthialpet |
| 3 North Arcot | 1 Gudiatham<br>2 Walajah nagar<br>3 Nemili<br>4 Arni |
| 4 South Arcot | 1 Bhuvanagiri<br>2 Chidambaram<br>3 Mannargudy<br>4 Siruvanthadu (Mokshakulam) |
| 5 Salem | 1 Hosur Taluk<br>2 Dharmapuri-Taluk<br>3 Thiruchengode Taluk<br>4 Attur Taluk<br>} Names of centres are not furnished |
| 6 Coimbatore | 1 Kollegal (This has gone to Mysore State now) |
| 7 Madurai | 1 Madurai<br>2 Dindugal |
| 8 Trichy | 1 Trichy |
| 9 Tanjore | 1 Ayyampet<br>2 Manambuvachavadi (Tanjore)<br>3 Ammayappan<br>4 Sangamangalam<br>5 Poravacheri<br>6 Kumbakonam<br>7 Swamimalai<br>8 Thirupuvanam<br>9 Govindapuram<br>10 Aduthurai<br>11 Narasingampet<br>12 Elumichangapalayam<br>13 Patteswaram<br>14 Darasuram<br>15 Sholamaligai<br>16 Kodiyamangalam<br>17 Thugili<br>18 Kottur<br>19 Thirunageswaram<br>20 Tepperamanallur<br>21 Aiyavadi<br>22 Ammachatram<br>23 Valanguiman<br>24 Sundaraperumalkoil<br>25 Papanasam<br>26 Thiruchirai<br>27 Mayavaram<br>28 Kuttalam<br>29 Sembanarkoil |
| 10 Ramnad | 1 Paramakudi<br>2 Emaneswaram |

### SECTION B

Important silk handloom centres (1917). The Silk Industry in India by H. Maxwell Lefroy and E. C. Ansorge. (Page 51. Volume — II)

1 Kumbakonam
2 Mayavaram
3 Kancheepuram
4 Trichinopoly
5 Coimbatore
6 Salem
7 Madurai

### SECTION C

Important Silk centres (Pure silk fabrics). Survey of Cottage Industries 1929, D. Narayana Rao)

1 Kumbakonam
2 Kornad
3 Salem
4 Coimbatore
5 Arni
6 Madurai
7 Kancheepuram
8 Paramakudi
9 Trichinopoly
10 Woriyur
11 Viravanallur
12 Palamcottah
13 Valangiman
14 Siruvanthadu
15 Ammayappan
16 Sulamangalam
17 Dharapuram
18 Monojappa chavadi
19 Hasan Sahib Tekkal
20 Ammaypappan

Silk and cotton mixed fabrics

1 Salem
2 Ramnad
3 Thiruppur
4 Lalapet
5 Kulifalai
6 Puvalur

## APPENDIX VIII (3)

## DYEING OF RAW SILK IN KANCHEEPURAM

Raw silk is coated with a yellowish substance possessing the physical characteristics of a gum. To remove the coating the process of degumming is done. The local name for this process is Usna." The yarn is dyed after "Usna". Degumming and dyeing are also done simultaneously for certain colours.

The raw silk for weft yarn is in the form of skeins as in the case of cotton yarn fit for dyeing. In regard to warp yarn since warps of 16½ to 18 yards are prepared they are rolled as skeins and there will be 13 skeins in a warp; each skein is tied with a cotton thread to facilitte the restretching of the warp yarn after dyeing.

**Degumming for Usna** :

Each warp or weft yarn to be dyed weighs 1 lb. This is known as "Thadai" (A "Thadai" means 1 lb.)

Three thadais are immersed in a copper vessel containing cold water for 3 to 5 minutes. They are then squeezed and then inserted into two bamboo rods of 3′ x 1½″.

In the meantime about 4 gallons of water are raised to boiling point in a copper pot (Diameter 2 feet; Height 1½ feet). One bar of "Usna" soap weighing about 600 grams is dissolved in the boiling water. This soap is made locally with lime, Caustic soda, cocoanut oil and Rosin. The "thadais" are immersed in this bath and turned once in 2 or 3 minutes. While so turning the thadais should not come into contact with the sides of the vessel unless there is water. After 15 minutes it will be found that the silk has a wavy appearance which is an indication that the process of degumming is complete. The yarn is squeezed and rinsed thrice in three separate vessels, each vessel containing 4 to 5 gallons of water.

**Dyeing** :

Two "thadais" (2 lbs) are dyed at a time. Coloured powder as per requirements is dissolved in two gallons of water. The quantity of the powder will depend upon the percentage of shade required. The thadais are immersed in this coloured bath and turned frequently, for 3 to 5 minutes. They are then taken out and squeezed. The colour water left in the vessel is poured into a copper pot containing 3 gallons of water. This pot is placed on an oven and the temperature raised to the boiling point. There will now be 4 to 5 gallons of water in the copper pot. As soon as the coloured water begins to boil the two thadais are immersed into a bath with the aid of the bamboo rods and turned completely once in 2 or 3 minutes. In 15 minutes the dyeing is completed and the thadais are removed, squeezed and rinsed thrice in cold water. Each thadai so dyed is treated with lemon as shown below to improve the lustre and remove the dirt which may be left behind even after washing in cold water.

The juice of 5 lemon fruits is squeezed in a mud or copper pot containing 2 gallons of water. This water is filtered into another vesssel and the dyed warp or weft yarn (one pound (1 lb) thadai) is immersed and kept for 3 to 5 minutes and turned frequently. Apart from removing the dirt and improving the lustre this gives a softness to the raw silk. When lemon is not availablc or very costly, acetic acid is used; half an ounce of acid is sufficient for one lb. of yarn. During the months when lime fruits are available in plenty it is economical to use these fruits. The thadai is then removed from the bath, squeezed and dried in shade.

**Simultaneous degumming and dyeing**

Two pounds of raw silk are degummed and dyed at a time. The yarn is immersed in a cold bath containing coloured water as explained above. After having turned it 3 or 4 times, it is taken out of the bath, squeezed and inserted into two bamboo rods. The pot in which there is the residue of the coloured water is put on the oven and 5 gallons of water are poured into it and the temperature gradually raised. Usna soap of 400 to 500 grams is added. As soon as the temperature reaches 140°F the raw silk which is held on the bamboo rods is immersed in the bath, turned 3 or 4 times, taken out and squeezed. After the water begins to boil the yarn is again immersed and turned once in 2 or 3 minutes. This immersion is of 15 minutes duration by which time degumming and dyeing are complete. The yarn gets a wavy appearance. It is then treated with acetic acid or in a bath containing lemon juice as already explained.

This process is applied for the following colours :

1. Brown
2. December
3. Nelson Blue
4. Grey
5. M.S. Blue
6. Chilley Red
7. Raw coffee seeds
8. Majanta
9. Olive



For all Geigy (Irglan products) and I.C.I. direct colours, this process is applicable.

Degumming has to be done prior to dyeing in respect of the following:

1. I.C.I. Procion colour
2. Green
3. Black
4. Kanagambaram
5. Orange
6. Arakku
7. Rati blue
8. Ramar green
9. Ananda
10. Violet

The quantity of powder used is a percentage of the quantity of yarn dyed. For dark shades the percentage is higher while for light shades the percentage is proportionately lower. A few dark and light shades with the percentage are given below :

**Dark shades**

| | | |
|---|---|---|
| M. S. Blue | 4 | per cent |
| Green | 4 | ,, |
| Chilley red | 4 | ,, |
| Black | 7.5 | ,, |
| Arakku | 5 | ,, |

**Light shades**

| | | |
|---|---|---|
| December | 0.5 | per cent |
| Geva | 1.5 | ,, |
| Nelson Blue | 2.5 | ,, |

There is no hard and fast rule regarding the above percentages. The quantity of powder used is varied according to the depth of the shade required. The maximum for dark shades is nearly 5% except for black for which it is 10 percent. The firms, supplying colours are (i) I.C.I. (ii) Ciba and (iii) Geigy.

APPENDIX IX

SILK IN FOLK-LORE AND LITERATURE—FROM A MONOGRAPH ON SILK FABRICS

**Produced in the N. W. F. & Oudh**

Compiled by : A. YUSUF ALI ESQ., I.C.S.,

CHAPTER X

**Popular notion of silk :**

Some of the ideas current among the people about the nature of silk are peculiar. Even the writer of one of the district reports for this monograph classifies silk thus : "Only the following varieties of silk are known to the people in this district, (i) silk made by insects and (ii) silk prepared from Chhal (bark of trees) and generally known as tasar".

The fact that he is not referring to fabrics of tree bark is proved by his mention of tasar, satins and Bhagalpuris as instances of chhal silk.

Fabrics from the barks of trees are possibly made ; the alsi plant (linseed) also can yield a fibre capable of being utilised for fabrics ; but bark is not fibre, neither is a vegetable fibre silk ; and yet the confusion of these three articles is one of the most persistent "idols of the market-place" (as Bacon would call them) which one meets with in ordinary Indian notions of silk. Not content with this, decadent Urdu poets feign a fabric called katan, to which they ascribe such fineness, that the rays of the moon are said to tear it in fragment as a blast of wind would tear up a gossamer web. This katan is supposed by the ignorant to be a silk fabric ; and by the learned people to be made from the bark of the alsi plant ; as a matter of fact the katan is nothing more than linen, a fabric made from the fibres of flax. No doubt, alsi is a species or variety of flax, but the flax which yields the fibre is not the dwarf plant specialised for oil seeds, which Indian alsi is, but a tall plant grown for its fibre alone.

**Superstitions about silk :**

Elsewhere (as in Assam) the rearing of the silk worm is surrounded with great mystery by those who know the art, and there is a prejudice against women having anything to do with sericulture. In these Provinces the prejudice against women's share in sericulture is not found ; but the kols who cultivate the wild tasar of Mirazapur do undoubtedly consider that the habits of the insect and its rearing are secrets known to themselves only, and given to them as a gift by the Gods. They attach a certain amount of religious significance to the trade, and observe various ceremonial rites to the neglect of other occupations during the period of sericulture. The "Asan" tree which forms the food of the worms is with them an object of veneration.

**Silk in Sanskrit Literature ;**

Among the Hindus too, silk is associated with ceremonial rites and their religious works are full of references to it. Various words are used in classical and Puranic Sanskrit, to denote silk e.g. Chinamshuka (Chinese cloth) Kshauma, Dukula, (Pattavastra) Kausheya or Kaushika. With regard to most of these it is difficult to say whether the cloth referred to was really silken or fine woollen cloth or even muslin. There can be no doubt, however with regard to Kausheya or Kaushika. It is evidently derived from Kosha which means the cocoon of a silk worm.

**Panini**

This derivation is given by the great Grammarian Panini (IV/Adyaya, 3/12) "Kosha plus Dhang (—eya)= Kausheya". Thus silken cloths must have been known in the time of Panini whose probable date is about 400 B. C. (See Encyclopaedia Britannica; article Sanskrit)

**Satapatha Brahmana**

A reference to silk is also found in Satapatha Brahmana (a very well-known Brahmana of the White Yajur Veda.) Kausha is an archaic form of "Kausheya" being used. The quotation is (Kausham vasa paridha payati—"Causes him to wear silken dress,") Weber's edition, Berlin–Page 433. As regards the age of the Satapatha the probability is that the main body of the work is considerably older than Panini and the



most recent parts cannot be later than Panini. (Encyclopædia Britannica)

**Manu**

We next come to the mention of 'Kauseya' in the literature of later times. In Manu there are several references, of which two may be quoted (i.e.) silken cloth and cloth made of wool should be purified or washed with usha or "Saline earth;" (every zamindar, patwari and revenue officer knows usar land), Nepal blankets with the powder of the arista or aritha fruit, patta saris with bel fruit and kshauma (cloth made of a kind of fibre or bark) linen with white sarson (mustard). Again Manu XII, 64 : i.e. one stealing silken cloth becomes (in the next life) a partridge; stealing cloth made of fibre or bark, becomes a frog; stealing a cotton fabric becomes a curlew; stealing a cow, becomes an alligator, stealing treacle becomes a vulture.

The age of Manu (Manava Dharma Shastra) or at any rate of the present redaction of the work cannot be very well fixed, but it cannot be much later than the 6th or 7th century, A. D. The earlier portions of the work belong to the pre-Christian era.

**Yajnavalkya**

There is a reference to "Kosha" in its sense of the cocoon of silkworm, in the other great lawgiver Yajnavalkya III–147.

**Mahabharatha**

In the Mahabharatha silk is mentioned in more than one passage.

It occurs in the Vana parva where Draupadi remonstrates with Yudhisthira for his extreme patience and mercy, bordering on cowardice and pusillanimity. The passage runs thus :

"I who have seen you, Oh! Lord, of kings, formerly clad in white silk apparel, now see you in rags."

The age of any particular passage in the Mahabharatha cannot be definitely stated. The work is believed by scholars to be full of interpolations of different periods.

Another passage may be mentioned from Mahabharatha. The Sabha Parva describes how Yudhishtira subjugated different countries one after another and made them pay tribute. The rulers of these tributary states were then invited by Yudhishtira to his Rajasuya sacrifice to celebrate his conquest of the world. They came and in homage to their paramount sovereign brought the chief products of their countries as presents.



A long list of Rajas and their presents is given; amon the presents are silk and other fabrics, armour, horse: elephants, gold, gems and riches innumerable.

The passage relating to silk runs :

"They presented numerous woollen blankets fror China, skins of the Ranku deers and stuffs made o linen and of the fibres of insects; thousands of than of crist texture, others *of texture as soft as the lotus* also cotton and woollen fabrics, smooth to touch".

Mahabharat Bombay Ed. Volume I Page 55 Sath parva see 51, V 26 and 27.

A little further on, among the presents from th bank of the Sailoda river, "shaded with bamboc whistling to the breath of the wind," are mentione boxloads of ants' (Pipilika) gold, which some Pandi understand to mean broacades, the "ants" being sil worms.

**Amarkosh**

Kausheya (cocoon) is also described in the Ama kosha a most authoritative sanskrit vocabulary : being round and resembling in shape an unopene blossom.

In Valmiki's Ramayan, canto Ayodhya, we have.... ..... (Bharat) believed that Sita had laid down the with her silk mantle, as the straw (which forme the bed) still held the delicate fibres of her dress stic ing to it. The legend is that Bharat on his return Ayodhya from his maternal grandfather's house hea how Rama had been sent into exile. He was deep moved and starting to seek out Rama in his wanderin and bring him back to Ayodhya was met by Gul the prince of sailors and learnt from him the wher abouts of Rama and Sita. Bharat was also show the spot where they had passed the night on strav The look of the delicate thread of Sita's silken rob sticking to the straw made him burst into tears fraternal love and thus a worldly luxury gave the clu whereby the steps of the demi-god and his conso were traced.

**Bhagwat puran**

In the Bhagwat Puran (Book X Chapter 9 vers 3) Yasodha mother of Sri Krishna is described as usin the churn, clad in a vestment of silk with a girdl round her waist. This may be compared to the allusio in the Mahabharat where Rukmini wife of Sri Krishn comes to the Rajasvi sacrifice of Yudhishtira, cla

in garments of white silk. Rukmini may be taken to be a Hindu goddess of beauty.

In the Hindu cosmogony itself one of the gifts presented to Lakshmi when she was born at churning of the ocean was yellow silken (Vide 8th Chapter, Askandh, of the Bhagwat)

**The Sanskrit Dramatists :**

There are numerous allusions to silk in the Sanskrit dramatists.

**Washing of silk in Hindu Ceremonials :**

Silk is considered particularly pure for ceremonial purposes by the Hindus. A cotton garment once worn would require to be washed before it can be worn again at meal time; but silk can be worn any number of times without washing; in fact washing is said to render it unclean for ceremonial purposes as long as the silk fabric remains wet.

**Mitakshara :**

It is laid down in the Mitakshara, Chapter Achara Darsha, that silk wool and other substances are not liable to get unclean. In case they do get unclean, exposure to the sun or folding and beating with the palm of the hand or a sprinkling of drops of water will purify them. In ordinary phraseology silk is said to be "washed by the air"

**Pitambar**

Pitambar, it may be noted is one of the fabrics associated with Rama, one of whose titles is "Pitambar-clad". Hence that beautiful invocation to Rama, in Tulasi Das's Ramayan. Commencement of the Aranya Kand (The Forest) :— "Oh! Thou Pitambar clad of colours as various as a rain charged cloud (at-even) with bow in thy beautiful hand and thy comely quiver full of arrows; Lotus eyed, with luxurious hair on the head tied up in Jata evils.

Tulasi Das died in Sanbat 1680, equivalent to 1623 A· D. In his day sericulture must have been fairly common for he says: "Pat kit se hoe, ta te pitambar ruchi Krami palaye sab koi param apawan pran sam."

It is a worm that produces silk, from it are made beautiful silken fabrics, though quite unholy, this worm is reared by all (and held as dear) as life. (Ramayan of Tulsi Das Book VII Soratha 9)

**Silk in Muhammadan India**

Tulsi Das's period of activity corresponded with the reign of the Mughal Emperor Jahangir (1605-1627). It was in this reign that Sri T. Roe came on his embassy to the "Grand Mughal", and we know from him that he was impressed with the splendours of the silken stuffs that he saw in this part of the country. In the Ain - I - Akbar will be found a detailed notice of the silk fabrics manufactured in Akbar's time. He sought to substitute Hindi (Sanskrit) names for various Persian and Arabic names of garments and fabrics previously in use.

**Abul Abbas Ahmad**

The earliest notice of silk however, in connection with the Musalman period is in the memories of a Damascus traveller, Sahib - ud - din Abul - Abbas Ahmad, who came from Egypt to this country in the reign of Muhammad Taughlak (1325–1350) A.D.

Of the Mughal Emperor he says:– "The Sultan has a manufactory; in which 400 silk weavers are employed and where they make stuffs of all kinds for the dresses of persons attached to the court, for robes of honour and presents in addition to the staff which are brought every year from China, Irak and Alexandria. Every year the Sultan distributes 200,000 complete dresses 100,000 in spring and 100,000 in autumn. The spring dresses consist principally of the goods manufactured at Alexandria. Those of the autumn are almost exclusively of silk manufactured at Delhi, or imported from China and Irak. Dresses are also distributed to the monasterios and hermitages.

"The Sultan keeps in his service 500 manufacturers of golden tissues, who weave the gold brocades worn by the wives of the Sultan, and given away as presents to the Amirs and their wives.

**Ibn Batuta**

Shortly after this, Ibn Batuta visited Delhi in the time of Muhammad Tughlak about A.H. 743 (A.D. 1342) He mentions among the presents sent by the monarch of Delhi to the Chinese Emperor 'One hundred Bairami dresses of the value of a hundred dinars each, one hundred silken dresses, five hundred saffron-coloured dresses and etc."

**Firoz Shah Tuglak**

Firoz Shah Tuglak (1350-1388 A.D.) a good though eccentric monarch, sought to arrest the tide of luxury by sumptuary laws against silk. In his Futuhat he writes :

" Formerly the garments of great men were generally made of silk and gold brocade. Beautiful but unlawful. Under a divine guidance I ordered that such garments should be worn as are approved by the laws of the Prophet, and that choice should be made of such trimmings of gold brocade, embroidery or braiding as did not exceed four inches (Asabi) in breath. Whatever was unlawful or forbidden by or opposed to the law was set aside."



**Muslim Prohibition of silk as Wearing Apparel for Men**

This brings us to the ceremonial laws of Islam, which prohibit the use of pure silk fabrics for men's wearing apparel but allows it for women's dresses. The authorities are quoted below ;

**Shiah Hadises :**

i. "It is not lawful for a male to wear silk except in battle." Sharah Kabir Volume I Page 64–5.

ii. "The Prophet of God did not permit any one except Abdur Rahman Ibu Auf to wear silks because his dress was infested with lice." Sharah Kabir, Volume II loom of Shahadat.

iii. " The Prophet declared that gold and silk were permitted for the use of women but prohibited for men." Jawahir-ul-kalam, Book Sahat and Shahadat.

iv. "Whoever wears silk in this world will not wear it in the next."—Makasib of Shaikh Murtasa page 22.

v. "Silk and brocade are not permitted except in the time of war. In battle they are permitted even though they are covered with pictures."—Man-la-yahzarahul faquih, page 82.

**Sunni Hadises :**

i. The Prophet prohibited pure silk for the dress of men. Sometimes after this he received a present of silk robes. He made them over to Omar. Omar asked; "You have prohibited silk; Why then do you give this to me." He replied, "I have given you these, not for use as articles of wearing apparel, but in order that you may sell them and take their price! Omar sent the robes to a brother of his in Mecca, who was non-believer — Traditions of Abu Daud, Page 180, Volume III. (This Hadis shows that the prohibition was made after Hijrat from Mecca, say A. H. 2 or 3)

ii. Ali said the prophet once put a silk stuff on his right and gold on his left and declared both of them prohibited for the men of his following—Sahih Musli, Volume II, Page 189.

The up shot of these Hadises is that fabrics of pure silk called in Arabic are prohibited to be worn by men. There is an exception to this rule in time of war and in time of necessity, e.g. to avoid great cold or the plague of lices also in the case of borders of various kinds, such got, magzi, etc., to the limit of four inches in width, also carpets, cushions, pillows, quills, zerandaz (huqqa carpets) and juzdans (hook covers) which are not included in wearing apparel; for the prohibition extends to wearing apparel alone. Of course if any of these articles e.g. silk or brocade quilts or coverlets are used for wearing on the person without any of the special circumstances of necessity specified above it becomes prohibited. Mixed silk fabrics are permitted whether the mixture be with cotton, bark, hair or wool, provided that the mixture of these substances be not so small in proportion as to practically entitle the stuff to be called a pure silk fabric. The prohibition is only about pure silk for men. When the mixture is made the rule ceases to have effect.

Hence the invention of Mushru and the many mixed cloths manufactured in India.

**Reasons of the Prohibition**

The reason of the prohibition is undoubtedly akin to the principle of sumptuary laws. A man in a warrior race has no buiness with effeminate luxuries, such as silk or gold; but in a battle it was supposed that the silk fabric offered a physical resistance to the edge of the sword, and was therefore allowed.

**Cocoon shell in Unani medicine**

Cocoon shells of silk are used in Yunani medicine, and most pansaris (grocers) in towns keep them for this reason. For this purpose yellow cocoons, not pierced are valued and they may be given internally either as sharbat (solution) arq (extract) or sufuf (powder). The cocoon shell should be cut with scissors, (abresham khan muquarraz). The Makhzan-ul-adwiya, a sort of Materia Medica of Yunani medicine, thus describes the virtues of this substance :—

**Virtues ascribed to it**

"Properties, warm and soft and absorbent; strengthens the heart and gladdens the spirit (Mufarrih): is fattening, cures temporary aberration, weakness of the stomach, chest, and lungs, strengthens the memory. Boiled with sugar and water, it cures constipation and improves the complexion (rang-i rukhsar). It is a good remedy for wounds, granulated eyelids, itching of the eyelids, and a tendency to lachrymation; in bleeding of the nose, burnt silk is applied".

## APPENDIX X (1)

## PROFORMA FOR WEAVERS WORKING UNDER MASTER WEAVERS

Date of Survey: 1961

1. Location Code ... ... ...

2. (a) Name of the head of the census houshold ...

   (b) Age ... ... ...

   (c) Address ... ... ...

   (d) Caste ... ... ...

3. Is the occupation hereditary? If not how long is the household engaged in weaving? ...

4. Family details : ... ... ...

| | Aged 12 years and above | | Children under 12 years | |
|---|---|---|---|---|
| | M | F | M | F |
| (a) Family members living with the family (includes dependants). ... ... ... | | | | |
| (b) Family members (including dependents) living away from family to whom monthly or periodical remittances are made. ... | | | | |
| (c) Family members living away from family from whom monthly or periodical remittances are received. ... ... ... | | | | |
| (d) Persons not related to the family who are living with the family as apprentices or workers assisting the head of the household in handloom weaving (full details regarding such assistances to be given). ... | | | | |

5. (*a*) Number of registered looms in the census house.

| Serial number of the loom. | Registration number of the loom. | Number of looms in the census house. | | | | Active or idle | Investment on the loom. | | |
|---|---|---|---|---|---|---|---|---|---|
| | | | Pit loom. | | | | If the loom owned by the head when was it acquired or purchased. | Amount invested on the loom. | If the loom is hired give details. |
| | | Details | Throw shuttle. | Fly shuttle. | Frame loom. | | | | |
| (1) | (2) | (3) | (4) | (5) | (6) | (7) | (8) | (9) | (10) |
| 1 | | Reed space | | | | | | | |
| | | Count of yarn. | | | | | | | |
| | | Variety woven. | | | | | | | |
| 2 | | | | | | | | | |
| 3 | | | | | | | | | |

5. (*b*) Number of unregistered looms, if any ... ...

[Give full details as in 5 (*a*) except the registration number and state why the looms have not been. registered].

5. (c) Total number of looms for which registration certificate has been issued by the Deputy Registrar. ... ... ...

6. Is the head of the household working directly under a master-weaver or through an agent? ...

7. (a) Explain the procedure for the supply of yarn or warps by the master weaver or agent and payment of wages by him. ... ...

(b) What are the rates of wages paid by the master-weaver or agent? ... ...

8. If warps are not supplied, what is the expenditure incurred for the preparatory process such as winding, warping and sizing? ... ...

9. What are the varieties woven? ... ...

| Registration number of the loom. | Name of the variety with counts for warp and weft. | Kunjams. | Picks per inch. | Width of cloth. | Total production from 1—4—60 to 31—3—61 in yards. |
|---|---|---|---|---|---|
| (1) | (2) | (3) | (4) | (5) | (6) |

10. Busy and slack seasons ... ... ... From to

(a) Period of busy and slack seasons ...

(b) (i) Number of days worked for per loom ...

(ii) Number of hours worked daily per loom. ... ... ...



10. (c) If more than one loom are worked:

| Registration number of the loom. | Names of persons who worked in the loom including head of the household. | Relationship to head. | If hired worker, total wages or cooly paid from 1-4-60 to 31-3-61 | Total period during which the hired worker was employed from 1-4-60 to 31-3-61 | Net income for each loom from 1-4-60 to 31-3-61 |
|---|---|---|---|---|---|
| (1) | (2) | (3) | (4) | (5) | (6) |
| | | | Rs. nP. | | Rs. nP. |

11. Income earned from 1—4—1960 to 31—3—1961 as per column 6 of item 10 (c).

12. If the household is engaged in any subsidiary occupation, give details and the average monthly income,

13. Total income from weaving and from subsidiary occupation.

14. What is the average monthly expenditure of the household ?

| | Rs. | nP. |
|---|---|---|
| (i) Food ... ... ... | | |
| (ii) Clothing ... ... ... | | |
| (iii) Fuel ... ... ... | | |
| (iv) Housing ... ... ... | | |
| (v) Others ... ... ... | | |

15. Net savings or deficit per annum (April 1960 to March 1961). ... ... ...

16. If there is deficit, how is it met ... ...

17. What is the extent of indebtedness of the household ? ... ... ...

(This need not be filled up, if the head of the household is unwilling to disclose details.)

18. GENERAL.

(Any other point of interest relevant to the enquiry — Ascertain whether any members of the household is suffering from leprosy and if so, how long).

Signature of Investigator.

APPENDIX X (2)

PRO FORMA FOR INDEPENDENT WEAVERS.

Date of Survey : 1961.

1 Location Code :

2 (*a*) Name of the Head of the Census Household.

(*b*) Age ... ... ... ... ...

(*c*) Address ... ... ... ... ...

(*d*) Caste ... ... ... ... ...

3 Is the occupation hereditary? If not, how long is the household engaged in weaving?

4 Family details—

| | Aged 12 years and above | | Children under 12 years | |
|---|---|---|---|---|
| | M | F | M | F |
| (*a*) Family members living with the family (includes dependents). | | | | |
| (*b*) Family members (including dependents) living away from family to whom monthly or periodical remittances are made. | | | | |
| (*c*) Family members living away from family from whom monthly or periodical remittances are received. | | | | |
| (*d*) Persons not related to the family who are living with the family as apprentices or workers assisting the Head of the Household in handloom weaving (Full details regarding such assistances to be given). | | | | |

5. (*a*) Number of Registered Looms in the Census House.

| Serial number for each loom. | Registration number as given in the Registration certificate. | Details. | Number of looms in the census house. Pitloom. Throw Shuttle. | Fly Shuttle. | Frame loom. | Semi Automatic or Pedal loom. | Active or idle. | Date of acquisition or purchase of the loom. | Amount invested in the purchase of the loom. |
|---|---|---|---|---|---|---|---|---|---|
| (1) | (2) | (3) | 4 | (5) | (6) | (7) | (8) | (9) | (10) |

Reed Space ...

Count of yarn ...

Variety woven ...

(*b*) Number of unregistered looms, if any.

Give full details as in 5(a) except the Registration Number and state why the looms have not been registered.

(*c*) Total number of looms for which Registration certificate has been issued by the Deputy Registrar?

6 Raw materials:

(*a*) What are the raw materials used?

(*b*) What is the amount invested for the purchase of raw materials? (Cost of raw materials on hand and unsold finished goods at cost price. If coloured yarn is used, the dyeing charges should be included).

(*c*) If the raw materials are received on credit, what are the terms of credit?

(*d*) If the raw materials are supplied by merchants against specific order, what are the terms under which the order is placed? and the names of marchants?



7 Preparatory process:

Specify how

(*a*) Winding ... ... ... ... ...

(*b*) Warping ... ... ... ... ...

(*c*) Sizing are done ... ... ... ...

(Charges incurred for each process should be given separately).

8 (*a*) Busy and slack seasons:

| | From | To |
|---|---|---|
| Period of Busy season ... ... .. | | |
| Period of slack season ... ... ... | | |

(*b*) (i) Number of days worked per month per loom (April 1960 to March 1961).

| | Busy season | Slack season |
|---|---|---|
| (ii) Number of hours worked daily per loom | | |
| (iii) Number of looms worked in ... | | |

(*c*) If more than one loom are worked, give details of all looms in the following form; from 1-4-60 to 31-3-61.

| Registration number of the loom. | Names of persons who worked in the loom including the head of the household. | Relationship to the head. | If hired worker, total charges of cooly paid. | Period during which the hired worker was employed. | Remarks. |
|---|---|---|---|---|---|
| (1) | (2) | (3) | (4) | (5) | (6) |

9 Compare the total actual annual production with the capacity for 200 to 225 working days per annum on the following basis. (Eight hours per day).

| Variety produced with details of yarn used for warp and weft. | Count of yarn used for weft. | (minimum) Capacity in yards per annum per loom. | Actual production from April 1960 to March 1961. | Average production in yards per month. |
|---|---|---|---|---|
| (1) | (2) | (3) | (4) | (5) |
| | 20s | 1,600 Yards | | |
| | 30s | 1,400 ,, | | |
| | 40s | 1,200 ,, | | |
| | 60s | 1,000 ,, | | |
| | 80s | 900 ,, | | |
| | 100s | 800 ,, | | |

10 Economics for Production :
(In calculating the price of yarn, adopt the average for three months preceding the month of enquiry).

(Fill up Annexure)

11 Marketing :

(*a*) If the cloth produced is export variety —to whom is it delivered and under what conditions?

(*b*) If the cloth is consumed internally, is it sold by the head of the household direct or through commission agents? In the latter case what is the commission paid?

(*c*) What is the interval between the date of production and the date of disposal of cloth?

12 Income for one year:
(April 1960 to March 1961) ... ...

| Month. | Income realised by sale or disposal of the cloth. (1) | | Cost of raw materials. (2) | | Cost of preparatory process. (3) | | Net Income. (4) | |
|---|---|---|---|---|---|---|---|---|
| | RS. | NP. | RS. | NP. | RS. | NP. | RS. | NP. |
| April 1960 ... | | | | | | | | |
| May ,, ... | | | | | | | | |
| June ,, ... | | | | | | | | |
| July ,, ... | | | | | | | | |
| August ,, ... | | | | | | | | |
| September ,, ... | | | | | | | | |
| October ,, ... | | | | | | | | |
| November ,, ... | | | | | | | | |
| December ,, ... | | | | | | | | |
| January 1961 ... | | | | | | | | |
| February ,, ... | | | | | | | | |
| March ,, ... | | | | | | | | |
| Total ... | | | | | | | | |

13 Is the household engaged in any subsidiary occupation? If so give details and the average monthly income.

14 What is the average monthly expenditure of the household.

| | Rs. | NP. |
|---|---|---|
| (i) Food ... ... ... ... ... | | |
| (ii) Clothing ... ... ... ... ... | | |
| (iii) Fuel ... ... ... ... ... | | |
| (iv) Housing ... ... .... ... ... | | |
| (v) Others ... ... ... ... ... | | |

15 Net savings or deficit per annum (April 1960 to March 1961).

16 If there is deficit, how is it met?

17 What is the extent of indebtedness of the household?

(This need not be filled up, if the head of the household is unwilling to disclose details).

18 General :

(Any other point of interest relevant to the enquiry—Ascertain whether any member of the household is suffering from leprosy and if so how long).

Signature of the Investigator.

## ANNEXURE

| Name of variety with details of counts used for warp and weft. | Warp. | | | | | | | Weft. | | | | | | | | Value of other raw materials used such as lace, silk yarn or artificial silk yarn. | Cost price per piece specified in col. 3 (6 + 11 + 12). | Time taken in hours to complete the warp. |
|---|---|---|---|---|---|---|---|---|---|---|---|---|---|---|---|---|---|---|
| | Length o warp. | Length of cloth. | Reed or Kunjam. | Quantity of yarn including wastage. | Value of yarn. | Width in loom. | Width of cloth. | Namber of picks per inch. | Quantity of yarn including wastage. | Value of yarn. | | | | | | | | |
| (1) | (2) | (3) | (4) | (5) | (6) | (7) | (8) | (9) | (10) | (11) | | | | | | (12) | (13) | (14) |

## APPENDIX X (3)

### PROFORMA FOR WEAVERS WORKING IN WEAVERS CO-OPERATIVE SOCIETIES OR CO-OPTEX WEAVING CENTRES.

Date of Survey: 1961.

1. Location Code ... ... ...

2. (a) Name of the Head of the Census Household. ... ... ...

   (b) Age ... ... ...

   (c) Address ... ... ...

   (d) Caste ... ... ...

   (e) Admission No. and name of the weavers' Co-operative Society in which he is a member.

3. Is the occupation hereditary? If not how long is the household engaged in weaving? ... ...

4. Family details :—

| | Aged 12 years and above | | Children under 12 years | |
|---|---|---|---|---|
| | M | F | M | F |
| (a) Family members living with the family (includes dependents) | | | | |
| (b) Family members (including dependents) living away from family to whom monthly or periodical remittances are made. ... | | | | |
| (c) Family members living away from family from whom monthly or periodical remittances are received. ... ... ... | | | | |
| (d) Persons not related to the family who are living with the family as apprentices or workers assisting the Head of the Household in handloom weaving (Full details regarding such assistance to be given). ... | | | | |

5. (a)

| Serial number of each loom | Registration number as given in the Registration Certificate | Number of looms in the Census House. Details. | Pit loom. Throw shuttle | Pit loom. Fly shuttle | Frame loom. | Semi auto-matic or pedal loom | Active or idle | Worked for co-operative or Master Weaver or own account. | Date of acquisition or purchase of the loom | Amount invested in purchase of the loom. |
|---|---|---|---|---|---|---|---|---|---|---|
| (1) | (2) | (3) | (4) | (5) | (6) | (7) | (8) | (9) | (10) | (11) |
| 1. | | Reed space | | | | | | | | |
| | | Count of yarn. | | | | | | | | |
| | | Variety woven. | | | | | | | | |
| 2. | | Reed space. | | | | | | | | |
| | | Count of yarn. | | | | | | | | |
| | | Variety woven | | | | | | | | |
| 3. | | | | | | | | | | |
| 4. | | | | | | | | | | |

(b) Number of unregistered looms, if any .

[Give full details as in 5 (a) except the Registration number and state why the looms have not been registered].

6. Is the weaver's Co-operative Society (or C.W.C.) supplying sized warps or yarn in bundles? ...

7. If the Society does not supply sized warps, what is the practice re:preparatory processes and the expenditure incurred for the purpose. ... ...



8. What is the variety woven by the weaver for the Co-operative Society. ... ... ...

| Name of variety with counts for warp and weft. (1) | Kunjams. (2) | Picks per inch. (3) | Width of cloth. (4) |
|---|---|---|---|

9. (a) Is the Weavers' Co-operative Society supplying yarn continuously? ... ...

(b) If ot, hy? ... ...

[Examine the pass book from April 1960 to March 1961 for the purpose].

10. What is the rate of wages paid to the Weavers by the Society and whether advances towards wages are given when yarn or warp is issued by the Society? ... ... ...

11. Specify (with reference to the pass book of the weaver). the following details for 12 months, from 1st April 1950 to 31st March 1961. ...

| Date of receipt of yarn from the Society. | Yarn received. Counts. | Yarn received. Quantity. | Cloth produced. Variety | Cloth produced. Yards. | Date of delivery to the Society. | Weaving wages received from the Society. | Remarks. (If there has been any undue delay, i.e., over a month in delivery of finished cloth the reason therefor.) |
|---|---|---|---|---|---|---|---|
| (1) | (2) | (3) | (4) | (5) | (6) | (7) | (8) |

12. Total income earned from the Society where sized warps are supplied from 1st April 1960 to 31st March 1961. ... ... ...

13. (a) Income earned from the Society when sized warps are not supplied (1st April 1960 to 31st March 1961). ... ... ...

(b) Cost of preparatory process as specified in item 7. ... ... ...

(c) Net income for year (1st April 1960 to 31st March 1961) (a—b). ... ... ...

14. If there is any loom other than those worked for the W.C.S. or C.W.C. give details in the following form :— ... ... ...

| Registration number of the loom. | Name of the person who worked on the loom, excluding the loom working for the Co-operative Soeiety. | Relationship to the Head. | If hired worker wages paid to him from 1-4-60 to 31-3-61. | Period during which the hired worker was employed (1-4-60 to 31-3-61). | Net income for each loom from 1-4-60 to 31-3-61). | Remarks. |
|---|---|---|---|---|---|---|
| (1) | (2) | (3) | (4) | (5) | (6) | (7) |
| | | | | | | |
| | Total ... | | | | | |

15. Totol income of the household for the year from 1st April 1960 to 31st March 1961 (12+14) or 13(c)+(14). ... ... ...

16. Is the weaver provided with a house by the Co-operative Society and if so the monthly hire purchase instalment to be paid to the Society? ...

17. Are the hire-purchase instalments paid regularly? If not give details of default in the repayment. ...

18. Compare the total quantity delivered to the Society with reference to the quantity that can be produced on the following basis. ... ...

| Variety produced for the W.C.S. or C. W. C. | Count of yarn used for weft. | Minimum capacity in yards per annum per loom. | Actual quantity delivered from 1-4-60 to 31-3-61. | Excess (+) Shortfall (—) of Col. 4 to Col. 3. | Remarks. |
|---|---|---|---|---|---|
| (1) | (2) | (3) | (4) | (5) | (6) |
| | 20s ... ... | 1,600 Yards ... ... | | | |
| | 30s ... ... | 1,400 „ ... ... | | | |
| | 40s ... ... | 1,200 „ ... ... | | | |
| | 60s ... ... | 1,000 „ ... ... | | | |
| | 80s ... ... | 900 „ ... ... | | | |
| | 100s ... ... | 800 „ ... ... | | | |

19. Is the Household engaged in any subsidiary occupation? If so give details and the average monthly income?

20. What is the average monthly expenditure of the Household?

| | Rs. | nP. |
|---|---|---|
| (i) Food ... ... ... ... | | |
| (ii) Clothing ... ... ... ... | | |
| (iii) Fuel ... ... ... ... | | |
| (iv) Housing ... ... ... ... | | |
| (v) Others ... ... ... ... | | |

21. Net savings or deficit per annum (April 1960 to March 1961).

22. If there is deficit, how is it met ... .. ...

23. What is the extent of indebtedness of the household?

(This need not be filled up, if the head of the household is unwilling to disclose details.)

24. Specify the amount to his credit in the W.C.S. or C.W.C. on 1st April 1961. } Share Capital Thrift Fund.

24. GENERAL:

(Any other point of interest relevant to the enquiry—Ascertain whether any member of the household is suffering from leprosy and if so, how long).

*Signature of the Investigator.*

## APPENDIX XI

## BIBLIOGRAPHY


| | | |
|---|---|---|
| 1. | Discovery of India | Pandit Nehru |
| 2. | Glimpses of world History | Pandit Nehru |
| 3. | Indian Shipping | Prof. Radha Kumud Mukerjee |
| 4. | How to compete with foreign cloth | M. P. Gandhi |
| 5. | District Gazettieer | Madura |
| 6. | District Gazetteer | Salem |
| 7. | Report of the Fact Finding Committe (Handloom and Mills) 1942 | Dr. P. J. Thomas, (Chairman) |
| 8. | Prehistoric civilisation of Indus Valley | K. N. Dikshit |
| 9. | Economic life and progress in ancient India | Bandyopadhyaya |
| 10. | Prize Essay on Handspinning and Handweaving | N. S. Varadhachary and Puntam Bekar |
| 11. | Compendium on History of Handloom Industry, Madras | B. S. Baliga (Late curator, Madras Record Office) |
| 12. | 'On Khaddar' | Dr. Pattabhi Sitaramayya |
| 13. | Hindu manners, Customs and ceremonies. (Vol. I.) | Abbe Dubois |
| 14. | Census Report of Bengal and Sikkim. (1951) | ... |
| 15. | Census Reports of India (1901 and 1911) | ... |
| 16. | Census Report of Madras (1911) | ... |
| 17. | Castes and Tribes of Southern India | Edgar Thurston |
| 18. | Reserve Bank Scheme. (For provision of finance to Handloom Weavers Co-operalives) | Reserve Bank of India Publication |
| 19. | Indian Industries (textile Number) (Feb. 1961) | A bi-monthly journal from Madras |
| 20. | Annual Reports of the Khadi and Village Industries Commission | ... |
| 21. | Annual Reports on the working of Co-operative Societies upto 59-60 | ... |
| 22. | Annual Reports of the All India Handloom Board | ... |
| 23. | Annual Reports of the Central Silk Board | ... |

| | | |
|---|---|---|
| 24. | Indian Textile Industry Statistical Bulletins | Published by the Textile Commissioner, Bombay |
| 25. | Handloom Journal | Published by the All India Handloom Board. |
| 26. | Report of the Textile Enquiry Committee | Sri Nityananda Kanungo, M. P. (Chairman) |
| 27. | Minutes of the Meeting of the All India Handloom Board and the Standing Committee (Vols. I & II.) | Ministry of Commerce and Industry |
| 28. | Third Plan Targets for Handloom, Power looms and Mills | The Indian Cotton Mills Federation, Bombay-1. |
| 29. | Targets of cloth production in the Third plan | Office of the Textile Commissioner, Bombay-1. |
| 30. | Textile Industry in South India, (1957 & 58) | Published by Dalal and Company, Madras |
| 31. | Hand book of Textile control orders (corrected upto 31st December, 1960) | Textile Commissionsr, Bombay 1 |
| 32. | Annual Reports of the Southern India Mill Owners Association, Coimbatore (1960 & 1961) | ... |
| 33. | Statistical Abstract of the Indian Union for 1961 | ... |
| 34. | Season and Crop Report of the Madras State for 1960 and 1961 | Director of Statistics, Madras |
| 35. | Report of the Indian Tariff Board, 1927 (Cotton Textile Industry) | ... |
| 36. | Survey of Handloom Industry in Madras State | By Madras University |
| 37. | Survey of Handloom Industry in Madras State | By the Director of Statistics |
| 38. | Handlooms of India | All India Handloom Board, Bombay |
| 39. | Manu's Code | |
| 40. | Sericulture | A pamphlet published by the Madras Government |
| 41. | Silk in India 1872 | J. Geoghegan |
| 42. | Monograph on the Silk Fabrics Iudustry of the Madras Presidency, 1899 | Edgar Thurston |





| | | |
|---|---|---|
| 43. | Monograph on silk in Folklore and Literature produced in N. W. Province and Oudh | A. Yusuf Ali, I.C.S. |
| 44. | Mahatma (Vols. II and III) | Tendulkar |
| 45. | Economic and Industrial Life and Relations (Vol. II) | M. K. Gandhi |
| 46. | Handbook of Khadi costings | The Tamilnad Sarvodaya Sangh |
| 47. | Report of the Ambar Charka Evaluation Committee | Madras State Khadi and Village Industries Board |
| 48. | Annual Statistical Digest, 1960 (Indian Textile Industry) | Textile Commission, Bombay |
| 49. | Hindu Survey of Indian Industry, 1961 | The "Hindu" Madras |
| 50. | Hindu Survey of Indian Industry, 1962 | The "Hindu" Madras |
| 51. | "Commerce" | Dated 20-4-63, 4-5-63 & 25-5-63 |
| 52. | Monograph on the Woollen Fabric Industry of the Madras Presidency (1898) | Edgar Thurston |
| 53. | Report of the Indian Tariff Board on the Woollen Textile Industry (1935) | ... |
| 54. | Report on the Survey of Cottage Industries (1929) | Sri D. Narayana Rao |
| 55. | Report of the Department of Industries and Commerce, Mysore State for 1960 and 1961 | ... |
| 56. | Report of the delegation to explore Markets for handloom cloth in the Far East (1960) | ... |
| 57. | All about Khadi in Madras State | |
| 58. | Handloom Weaving Industry in India with special reference to Madras State | International Labour Organisation |
| 59. | Report on the village and small scale Industries Committee (Second Five Year Plan) | Planning Commission |
| 60. | Administration Reports of the Madras State Handloom Weavers Co-operative Society Limited for 1956-57 and 1957-58 | .... |

## APPENDIX XII

### A SELECT GLOSSARY OF TERMS RELATING TO HANDLOOM WEAVING

| | | |
|---|---|---|
| ADAI | ... | Indigenous type of Jacquard; same as Jungu |
| ANGAVASTRAM | ... | Fine type of upper cloth |
| ALLU PIDITHAL | ... | Dressing the warp |
| BELNI | ... | Part of ambar charka invented by Ekambaranathan used for roving cotton lint into slivers |
| CHARKA | ... | Spinning Wheel |
| CHITTAM | ... | A hank of handspun yarn with a length of 853⅓ yards or A hank of 840 yards of mill spun yarn |
| COCOON | ... | Silkly case spun by larva to protect itself by exuding a viscous fluid in the form of a continuous thread which solidifies on exposure to air |
| CONJEE | ... | Same as Kanji |
| COUNT (of Yarn) | ... | Number of hanks per pound (lb) in respect of cotton yarn and staple fibre |
| DENIER | ... | Count used to denote the finenees of silk and art-silk yarn. The length of 9000 metres of yarn expressed in grams is denier. |
| DEVANGAS | ... | A community of weavers found all over the state but who are concentrated in Salem and Coimbatore Districts. |
| DHOTHI | ... | A piece of cloth with a thin border and heading used as loin cloth by males. The length is 2 to 4½ yards and width 47″ to 54″. Usual width is 50″ to 52″. |
| DHUPPATTA | ... | Same as Angavastram. |
| DOBBY | ... | A contrivance attached to a loom to produce designs along borders of fabrics. |
| DOKE | ... | A machine used for twisting raw silk. |
| DOLA | ... | A machine used for twisting silk yarn. |
| ENDS | ... | Warp-wise threads in a fabric. |
| GOSUNA | ... | Drawing the new warp ends through the healds and reeds. |
| JACQUARD | ... | An appliance invented by J. M. Jacquard of Lyons which facilitates the production of patterns of big size and elaborate effects in woven fabrics. |
| JAMAKKALAM | ... | Carpet woven with grey yarn for warp and dyed yarn or artsilk yarn for weft. |
| JARI | ... | Raw silk of superior quality used for warp in a silk fabric. |
| JUNGU | ... | Indigenous type of Jacquard; same as *Adai.* |
| KAL | ... | 240 warp threads or two Kunjams. |
| KANJI | ... | Sizing material made of rice, ragi, tamarind seeds or tapioca flour. |
| KHADDAR | ... | Cloth woven on handlooms with handspun yarn. |
| KHADI | ... | Same as Khaddar. |
| KORA | ... | Raw silk before bleaching or degumming. |
| KORVAI | ... | Solid border. |
| KUNJAM | ... | 120 warp threads. |
| LACE | ... | Gold thread. |
| LUNGIS | ... | A class of coloured or check loin cloth from 44″ to 50″ in width and 2 to 2½ yards in length. |
| MADRAS HANDKERCHIEF | ... | Piece of cloth, 8 yards in length and 36″ in width with patterns woven in units of 36″ x 36″. Generally direct colours which will "bleed" are used for dyeing the yarn. |
| MERINA | ... | Fine and soft wool obtained from the merina breed of sheep. |

| | | |
|---|---|---|
| MUSLIN | ... | Cotton fabric of exquisite fineness of texture and light weight produced at Dacca formerly. |
| PARIVATTAM | ... | Bamboo swift. |
| PEDAL LOOM | ... | Loom operated by foot where the hand need not be used for throwing the shuttle from end to end. |
| PICKS | ... | Weft-wise threads in a fabric. |
| RAYON | ... | Art silk yarn. |
| RUMAL | ... | A cotton or silk fabric used as head cloth. |
| SALIYAR | ... | A community of weavers found mainly in Salem, Tanjore, Ramnad and Kanyakumari Districts. |
| SAPURI | ... | Raw silk used for weft in a fabric. |
| SAREE | ... | Plain or dyed cloth from 5½ to 10 yards in length and 44″ to 50″ in width with borders and headings; cotton, mercerised yarn, art-silk, silk or lace may be used for the borders and headings. One of the items of Lady's ware. |
| SENGUNDHAR | ... | A community of weavers found all over the state. |
| SILK THROWING | ... | Twisting of raw silk (or art silk yarn). |
| SOWRASHTRA (Saurashtra) | ... | A community of weavers found largely in Madurai, Salem, North Arcot and Tanjore Districts. |
| THADAI | ... | One pound (lb) of yarn wound into skeins. |
| THAPPAL KATTAI | ... | Bamboo horse - an appliance used for winding yarn. |
| TORTU | ... | Coarse napkins. |
| TURBAN CLOTH | ... | Same as Rumal. |
| USNA | ... | Degumming of raw silk. |
| VESHTI | ... | Dhoti. |
| WARP | ... | Threads stretched lengthwise in looms or ends. |
| WEFT | ... | Cross threads woven into warp to make a fabric or picks. |
| WORSTED | ... | Finer or superior variety of woollen yarn out of which woollen fabrics are produced. |



## APPENDIX XIII

*(vide para 3 of Chapter IV)*

### RESERVE BANK OF INDIA CENTRAL OFFICE

**Agricultural Credit Department Bombay No. 1**

Post Box No. 1037

Ref. No. ACD. OPR. 57/FS. 6-57

7th January, 1957.

The Registrar,
Co-operative Societies

Dear Sir,

Financial accommodation from the Reserve Bank of India — loans under Section 17 (2) (bb) for financing the production and marketing activities of cottage and small scale industries — Handloom weaving industry — Policy and Procedure.

1. As you are aware, a new sub-clause (2) (bb) to Section 17 of the Reserve Bank of India Act was added in terms of the amendment to the Act passed in 1953. This new clause authorises the Reserve Bank to carry on "the purchase, sale and rediscount of bills of exchange and promissory notes, drawn and payable in India and bearing two or more good signatures, one of which shall be that of a State Co-operative Bank or a State Financial Corporation, and drawn or issued for the purpose of financing the production and marketing activities of cottage and small-scale industries approved by the Bank and maturing within twelve months from the date of such purchase or rediscount, exclusive of days of grace, provided that the payment of the principal and interest of such bills of exchange or promissory notes is fully guaranteed by the State Government"

2. The handloom weaving industry has been approved by the Board of the Reserve Bank as one eligible for accommodation under this clause and it has been decided to make loans and advances to State Co-operative Banks for financing the production and marketing activities of weavers' societies. Attention is invited, in this connection, to the Government of India circular No. 26 (121) Tex (c) 55 dated the 13th September 1956 addressed to State Governments wherein the State Governments have been requested to arrange for the disbursement of working capital to weavers' societies from the Reserve Bank of India through the State Co-operative Banks. We trust steps are being taken in that direction. Meanwhile the policy and procedure governing such advances are explained in the following paragraphs for your information and necessary action.

3. In terms of Section 17 (2) (bb) of the Reserve Bank of India Act, the bills should bear two or more good signatures, one of which could be that of a State Co-operative Bank or a State Financial Corporation. However, as it has been decided that loans and advances under this provision should be made only to State Co-operative Banks for financing production and marketing by weavers' co-operative societies, one signature will have to be that of the State Co-operative Bank and not that of the State Financial Corporation. At the primary level, weavers' societies may obtain funds from a central co-operative bank in which case, the latter may be assigned a credit limit by us. At the regional or state level, the regional or apex co-operative weavers' societies may borrow through the State Co-operative Bank or in some cases through a central bank. Thus, the other signatory besides the State Co-operative Bank will be either a central co-operative bank or a Federation of Weavers' Co-operative Societies established on regional basis or at the State level.

4. The Reserve Bank will purchase or rediscount under this section, bills or promissory notes maturing within 12 months from the date of such purchase or rediscount exclusive of days of grace. The Bank will also be prepared to accept such paper as collateral for advances to State Co-operative Banks under Section 17 (4) (c) of the Reserve Bank of India Act, provided it has arisen in connection with financing the production and marketing activities of handloom weavers' co-operative societies.

5. The accommodation will be available only for financing the production and marketing activities of

handloom weavers' co-operative societies. The purposes which would be eligible for being financed under this provision are the purchase of yarn, the payment of wages, and the holding of finished goods in emporia, mobile vans, sales depots, etc. In other words, the accommodation from the Reserve Bank under this provision will be available for meeting the working capital requirements, as indicated above, of primary weavers' production and sale co-operative societies and State (or regional) federations of such societies.

6. The State Governments should fully guarantee the repayment of principal of the bills or promissory notes and the payment of interest on them.

7. State Co-operative Banks will be charged a concessional rate of interest of 1½ per cent below the Bank Rate for loans and advances made for the purpose of financing the production and marketing activities of weavers' societies on the condition that the rate charged to the ultimate borrower (i.e.) a weavers' society, is not unreasonably high. The State Government should, therefore, consider ways and means of keeping down the rate of interest charged to the ultimate borrower. In this connection, attention is invited to paragraph 1 of the circular of the Government of India referred to above, wherein suitable arrangements to this end have been indicated.

8. As stated in paragraph 3, in the co-operative set-up of the handloom industry, the finance for the production and marketing of handloom cloth required by primary weavers' societies may be met by the Central co-operative banks and the finance for the marketing of cloth by the regional or the State Weavers' co-operative society may be provided by the State Co-operative bank, or in some cases, by a central co-operative bank. Credit limits will, therefore, be sanctioned by the Reserve Bank for the State Co-operative Banks to meet the needs of either the central co-operative banks or the regional or State Handloom weavers' societies. Each of these institutions may forecast immediately its requirements of credit in this regard for the year 1st April 1957 to 31st March 1958 and apply to the Chief Officer, Agricultural Credit Department, Reserve Bank of India, Bombay, for a credit limit. The application may be forwarded to us through the State Co-operative Bank and the Registrar of Co-operative Societies, with their recommendations. The Registrar of Co-operative Societies, will also obtain from the State Government, and communicate to us, their undertaking to stand guarantee for the limits recommended. The application may be sent so as to reach us by the 15th of February 1957. It should be accompanied by (a) a resolution of the Board of Directors of the central co-operative bank or regional/State Handloom weavers' societies authorising and specifying the amounts that can be borrowed from the State Co-operative Bank or a central co-operative bank; (b) their bye-laws, audited balance sheets, profit and loss and accounts, annual reports and audit notes for the previous three years; (c) trial balance at the end of the month just prior to submission of the application and (d) latest particulars regarding the production and marketing activities of the societies to be financed from this limit. The Reserve Bank will then examine the application on its merits and fix a credit limit in respect of the institution. The credit limit will be operative from 1st April 1957 to 31st March 1958.

9. The credit limit sanctioned by the Reserve Bank will be available for being operated upon by the State Co-operative Bank as and when funds are needed by it to reimburse itself in respect of the finance it has already given under this scheme to its affiliated Central Co-operative Banks and regional State Handloom Weavers' Societies.

10. As in the case of accommodation for financing seasonal agricultural operations and marketing of crops, the 'credit limit' to be fixed in the manner indicated above will mean the limit of the amount outstanding in respect of a central co-operative bank or a regional/State Handloom Weavers' Society, on any day during the relevant year and not the total borrowings for the purposes of the institution during the period irrespective of the repayments. This limit can be operated upon in as flexible a manner as possible by drawing and repaying any number of times provided the amount outstanding at any time does not exceed the credit limit fixed.

11. In the case of advances made under Section 17 (4) (c), each drawal will be treated as a separate loan having a maturity not exeeding 12 months.

12. In the case of central co-operative banks, the accommodation may be confined in respect of those classified as 'A' and 'B' under audit. The maximum credit limit that may be fixed in each case wiil be an amount equal to the paid-up share capital plus statutory reserve fund of the institution.

As regards the regional/State handloom weavers' societies the maximum credit limit may, for the present, be fixed at three times the paid-up share capital and statutory reserve fund.



13. When accommodation from the Reserve Bank of India is availed of for financing the supply of yarn and the marketing of handloom cloth the State Co-operative Bank should obtain every fortnight a Statement of stocks of yarn and handloom cloth of regional or apex societies and primary weavers' societies (through concerned central banks) and satisfy itself that the value of such stocks exceeds the amount of loan outstanding against the respective borrowing institutions.

14. The documents to be forwarded by a State Co-operative Bank to the Reserve Bank before the former avails itself of accommodation under Section 17 (4) (c) as demand loans against the collateral of bills or pronotes eligible under Section 17 (2) (bb) will be as follows:

(a) A deed of guarantee duly executed by the State Government for the entire credit limit sanctioned to a State Co-operative Bank. The form of the Deed is at Appendix I.

(b) An agreement in the form at Appendix II and a demand pronote (Appendix III) executed by the State Co-operative Bank for a consolidated amount representing the total credit limits fixed by the Reserve Bank of India to it on behalf of the central banks and the Weavers' Societies.

(c) Time pronotes executed by the central co-operative banks, regional/State handloom weavers' co-operative societies in favour of the State Co-operative Bank duly endorsed by the latter in favour of the Reserve Bank of India, maturing not later than 12 months from the date of drawal on the limit. The form of the time promissory note is at Appendix IV.

(d) Certificates as in the forms at Appendix V and VI (along with the time pronotes) relating to the character of accommodation availed of by the institutions.

(e) A certificate in the form given in Appendix VII from the State Co-operative Bank stating that sufficient security has been taken from its borrowers. *

15. The Reserve Bank does not approve of the repayment of a loan due to it by another loan taken from it.

16. It is also expected that satisfactory arrangements for audit and supervision of the Weavers' societies will be made in order to ensure that funds provided by way of loans and advances are utilised for the purpose for which they are intended and promptly recovered on due dates. It is hoped that provision for staff for these purposes will be made on the lines indicated in para. 4 of the circular of the Government of India referred to above.

17. The Reserve Bank reserves to itself the right to recall a loan or curtail the credit limit sanctioned to a State Co-operative Bank if any of the conditions attaeh-ed to the loan is violated.

18. The Reserve Bank reserves to itself the right to make an independent investigation of the standing of the society/bank and the nature of the transaction and the discretion to conduct an inspection of the books and accounts of the institutions concerned.

Yours faithfully,

(Sd) V. SIVARAMAN

*Dy. Chief Officer (Offg.)*

* This has since been dispensed with.

## APPENDIX XIV

## MADRAS GOVERNMENT'S KHADI SCHEME

During the last session of the Madras Legislative Council, the Hon. Prime Minister announced the decision of the Government to revise the Khadi Scheme formulated by them in the light of the advice which they had obtained from the All-India Spinners' Association and Mahatma Gandhi. The details of the revised scheme have since been worked out and approved by the Government.

2. The original proposal was that intensive khadi work should be carried on in all the 27 firkas selected by the Government for the development of Cottage Industries and general Rural Reconstruction work. But under the revised scheme, it is proposed to carry out the khadi programme in progressive stages. The scheme as sanctioned by the Government, consists of two parts-"intensive" and "extensive." The "intensive" part of the scheme which aims at securing self-sufficiency in regard to cloth in terms of khadi, will be confined to the following seven compact areas in which khadi has already made substantial progress under the All-India Spinners' Association and the work in these areas will be conducted on the direct responsibility of the Government :—

| Name of the area. | Number of villages. | Population. |
|---|---|---|
| Tamilnad area— | | |
| 1 Vellakkovil Centre | 21 | 76,000 |
| 2 Avanashi Centre | 20 | 57,000 |
| 3 Puliyankurichi Centre | 34 | 48,000 |
| Andhra area— | | |
| 1 Kotauratla Centre | 27 | 38,000 |
| 2 Guruvareddipalem Centre | 21 | 36,000 |
| 3 Errgondapalem Centre | 18 | 32,000 |
| West Coast— | | |
| Payyanur *cum* Nileshwar Centre | 15 | 70,000 |

The "extensive" part of the scheme will, for the present, be tried in all the twenty-seven firkas—two of these are in the Agency tracts—which have been selected by the Government for the development of Cottage Industries and other Rural Reconstruction work. Free instruction in hand-spinning and weaving together with the anterior processes will be provided in all educational institutions in these areas. Adult spinning and weaving schools will be organized, and basic education will be introduced in as many centres as possible. Efforts will be made to enlist as many self-spinners as possible. In consultation with the All-India Spinners' Association the Government will also extend to institutions engaged in the development of khadi in the area such assistance as it is in their power to give without committing themselves to additional expenditure. The local manufacture of charkas and other khadi implements, supply of wood and cotton against payment of full value by these organizations are among the items in respect of which assistance will be given. The "extensive" part of the scheme has been so designed as to create a proper atmosphere for the extension of the intensive part of the scheme to new areas in course of time.

3. The scheme has been prepared on the lines suggested by the All-India Spinners' Association and the Government are grateful for the co-operation which this expert body in khadi work has agreed to give them in working the scheme.

4. In the areas selected for intensive khadi work, the development of Cottage Industries and other items of work included in the Government's General Rural Reconstruction Plan will proceed *pari passu* with the organization of khadi production. Preparatory educational work on the lines indicated in paragraph 2 above will also be arranged for the training of students and others who have not received instruction in khadi production.

5. For the effective working of the scheme, the Government will take over the All-India Spinners' Association's assets and liabilities in these areas. Six centres have already been taken over from the Association. The remaining centre, namely, Puliyankurichi, will also come under Government management in the course of this month. The salient features of the intensive part of the scheme are set out below.

6. The object of the scheme is to arrange for the production, in each of the selected centres, of sufficient khadi for supply to the entire population of the centre at the rate of 20 yards per adult and 10 yards per child per annum.

7. The scheme will be executed, under the instructions and guidance of the All-India Spinners' Association, by Village and Centre Khadi Committees composed entirely of non-officials who are picked khadi enthusiasts. A Centre Khadi Officer and adequate staff will be appointed by the Government for each centre in order to provide wholetime staff to assist the committees in executing the scheme.

For each of the centres, Government will constitute a Centre Khadi Commitee consisting of two members of the Provincial Legislature, one representative of the local branch of the All-India Spinners' Association, one representative of khadi weavers in the area, five other non-officials of whom not less than three shall be influential persons residing in the centre, and the Centre Khadi Officer. The committee will elect its own Chairman and the Centre Khadi Officer will be the Secretary of the committee.

In consultation with the Centre Khadi Committee, the Provincial Textile Commissioner, Madras, will constitute for each village, a Village Khadi Committee consisting of not less than three and not more than five influential residents of the village. These committees also will elect their own Chairmen.

The committees will do house to house propaganda for the enlistment of spinners and weavers and review the progress of the scheme. The Government look to these committees to ensure that the scheme works successfully.

8. Within their respective regions, the local Branch Secretaries of the All-India Spinners' Association will be the Honorary Regional Khadi Officers.

9. The day-to-day administration of each centre will be conducted by the Centre Khadi Officer under the instructions and guidance of the Regional Khadi Officers, while the Provincial Textile Commissioner will, in consultation with the latter, exercise the ncessary financial and administrative supervision in respect of the entire scheme.

10. The Government are confident that the Village and Centre Khadi Committees will secure the following objectives by intensive propaganda :

(1) There should be at least as many charkas in the centre as there are families residing therein and at least as many efficient spinners.

(2) As far as possible, the yarn spun in each village should be woven into cloth by the weavers residing therein. The assistance of the looms in the nearest villages outside the centre should be sought only to the extent necessary to make up for any deficiency in looms within the centre itself. (The Weavers' Co-operative Societies in the centre are expected to give a lead in the matter by switching over all their looms to the production of khadi.)

11. As an essential part of the scheme, arrangements will be made with the assistance of the All-India Spinners' Association but, at the cost of Government, for the following courses of training :—

(1) Three months' accelerated courses in spinning.

(2) The Khadi Pravesika course (one year course in khadi work).

(3) Bunayi Karyakartha course (one year's special course in khadi weaving).

(4) Two months' training—two hours daily—for new spinners in each centre in spinning, carding and slivering.

(5) Short classes in khadi weaving in each centre.

Ten centres, four in Tamil Nad, four in the Andhra area, one in Malabar and one in South Kanara, have been selected for course No. (1), while the second as well as the third courses will be organized at two centres, namely, Tirupur and Masulipatam. Candidates for these courses will be selected from all areas in the Province, preference being given to persons residing in the "intensive" and "extensive" areas and teachers while the services of the persons who have undergone the training will be utilized for the advancement of both parts of the Khadi Scheme.

In respect of courses Nos. (1), (4) and (5) as many sessions as possible will be held every year. About 1,200 persons will undergo the first course in a year.

12. As far as possible, the Government will give the assistance asked for by the local committees in regard to the suply of charkas, carding and slivering equipments. The supply by the Government will in all cases be at cost price, but in the case of Harijans and other persons as to whose poverty the Village Committees satisfy the Centre Khadi Officers, the price will be recovered in not more than 12 monthly instalments. As an incentive to self-carding, guts will be supplied to all spinners at one-third of the cost price.

13. The spinners will be encouraged to grow their own cotton and attend to ginning, carding and slivering themselves. The Government will assist in regard to

these matters only when the spinners are unable to make their own arrangements.

14. Every family in the selected centres will be encouraged to utilize the yarn spun by its members for the production of khadi for its own consumption. All surplus yarn, that is, yarn not so utilized by the spinning families themselves will be purchased by the Centre Khadi Officer or exchanged by the spinner for khadi bought by him from the Centre Khadi Officer. All yarn thus coming into the hands of the Centre Khadi Officer will be got woven into cloth as already mentioned, and made available for sale to families residing in the centre in accordance with the principles followed by the All-India Spinners' Association in regard to khadi sales and at the prices specified in this behalf by the Provincial Textile Commissioner.

15. A subsidy at a flat rate of four annas per square yard will be given to self-spinners on the quantity of khadi woven for the consumption of the spinners family out of the yarn spun by its members.

16. Those who desire fuller information regarding the details of the scheme are requested to call at the office of the Provincial Textile Commissioner, Madras, or contact the nearest Centre Khadi Officer, or the Branch Secretary of the All-India Spinners' Association.

17. The Government will review the progress of the scheme periodically with the assistance of a Provincial Rural Development Board, the constitution of which will be announced shortly.

18. The Government have also decided that, in order to ensure the development of khadi on sound lines throughout the Province, the operations of private khadi production and merchants should be strictly controlled in order that the work of genuine khadi organizations like the All-India Spinners' Association, organizations certified by that association and new organizations which may come into existence in the future with the approval of the Government is not handicapped.

The control will be exercised by

(1) cancelling the existing licences of, or as the case may be refusing licences to, 'unapproved' agencies in areas where such action is necessary to safeguard the development of khadi on sound lines ; and

(2) restricting the disposal of the khadi produced by the 'unapproved' agencies to the district of production.

In implementing this decision, care will, however, be taken to see that the merchants who are eliminated are given adequate time for the liquidation of the stocks on hand at the time of the cancellation of their licences.

Price control will also be enforced.

19. It is obvious that the success of the scheme will depend on the co-operation which the Village and Centre Khadi Committees receive from the general public and on the committees doing their work systematically and enthusiastically. The Government believe that the actual results achieved will more than justify the confidence with which they have undertaken this scheme and that there will be no lack of enthusiastic support to what must be regarded as a vital and fundamental part of any comprehensive plan of rural development, particularly under the present persistent conditions of cloth shortage.

20. An estimate of the expenditure and receipts in connection with the intensive part of the scheme is given in Annexure I. (omitted)

It has been estimated that when full khadi production is reached in all the seven centres, the annual expenditure will not exceed a crore of rupees and that if, as the Government expect, the scheme is a success, the annual loss will not exceed Rs. 5.5 lakhs of which about Rs. 3 lakhs will be spent on training courses and about Rs. 2.5 lakhs on subsidy.

T. SIVASANKAR,
*Secretary to Government*

## ERRATA

| Page | Col. | Line | For | Read |
|---|---|---|---|---|
| iii (preface) | — | 32 | 144 | 114 |
| 19 | 1 | Statement XX | 80°-9 | 80°-6 |
| 24 | 1 | 28 | Vide Appendix VII | Vide pages 25-27 |
| 28 | 2 | 25 | Mill-Marketing | Milk-Marketing |
| 30 | 1 | 23 | Annexure | Appendix XIII |
| 31 | 1 | Statement XXVI (Heading) | 1956-57 | 1956-59 |
| 32 | 1 | 7 - 8 | 6-25 nP. per yard | 6.00 nP per Sq. Yard |
| ,, | 1 | 12 | Yard | Sq. Yard |
| 34 | 1 | 27-28 | Tables show | Statement shows |
| ,, | 2 | 3 | 23.615 | 23.685 |
| 39 | — | Statement XXXVIII 1957-58 | 9.98 | 13.14 |
| 43 | — | Statement XLV 1953-54 | 14 | 124 |
| 60 | 2 | Bottom | 7857<br>2057 | 7867<br>2067 |
| 83 | — | Statement CXIII Preparatory charges | 2 73 | 2.74 |
| | | Total cost of Production | 114 70 | 114.07 |
| 84 | — | Statement CXV | 61 00 | 61.7 |
| | | Yarn | 60.40 | 60.0 |
| 85 | — | Statement CXVI Wages | 15.6 | 17.56 |
| | | Total Cost | 9.80 | 49.80 |
| | | Per Sq. Yard | 0.30 | 1.30 |

| Page | Col. | Line | For | Read |
|---|---|---|---|---|
| 86 | — | Statement CXVII Chingleput | 52599 | 52596 |
| 101 | 1 | Cotton consumption | 42.91 | 49.91 |
| | | | 52.65 | 52.62 |
| 109 | 1 | 22.23 | Annexure I } | Appendix VIII |
| | | ,, | Annexure II } | |
| | | 34–35 | 595 & 202 | 596 & 201 |
| 114 | 2 | 7 | Annexure III to this Chapter | Appendix VIII (3) |
| 121 | 1 | Table XXIV | 34.9 | 35.9 |
| 138 | — | Table XVII (Title) | Years | Yards |
| 139 | 1 | Table XIX | 177 | 277 |
| 141 | — | Table XXII (b) (Title) | 1960–61 | 1961–62 |
| 142 | 1 | 14 | Was | Were |
| 143 | 1 | 7 | fall | fail |
| | 2 | 13 | Annexure I | Appendix XIV |
| 148 | 1 | 30 | Annexure II | Appendix VII |
| 149 | 1 | 2 | rule | rue |
| | | 39 | for | from |
| 152 | [illegible] | Table XXXVI | 4.21 | 4.12 |
| 245 | — | Bibliography item 5 | Gazettier | Gazetteer |
| | | item 48 | Textile Commission | Textile Commissioner |

81843