GAZETTEER OF INDIA

KARNATAKA
STATE GAZETTEER
DECENNIAL SUPPLEMENT
(1983-93)

G
V213
N94
193925

GOVERNMENT OF KARNATAKA

Rf 6554/65.2/TS
T.N.A 1958

GOVERNMENT OF INDIA

KARNATAKA STATE GAZETTEER

DECENNIAL SUPPLEMENT

GOVERNMENT OF INDIA

GOVERNMENT OF KARNATAKA

KARNATAKA STATE GAZETTEER
DECENNIAL SUPPLEMENT

Chief Editor

Suryanath U Kamath

GOVERNMENT OF KARNATAKA PUBLICATION: 1994



© Government of Karnataka

Office of the Chief Editor
Karnataka Gazetteer Department
8th Floor, Cauvery Bhavan, BWSSB Buildings
District Office Road
Bangalore 560 009

Copies can be had from

The Director
Government Central Book Depot
Dr. Ambedkar Road
Bangalore 560 001

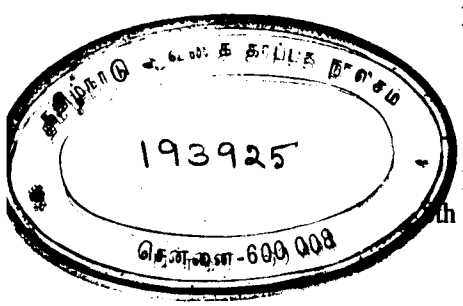

The Chief Editor
Karnataka Gazetteer
8th Floor Cauvery Bhavan
BWSSB Buildings
Bangalore 560 009

Printed at:
Lakshmi Mudranalaya
Chamarajpet, Bangalore-18
✆: 66 13 123

PREFACE

THIS Decennial Supplement to the State Gazetteer (the latter published in two parts in 1982-83) is being brought out with a view to update the information on the State. This cannot serve as an independent volume, as every section, as mentioned in most of the pages here, is in continuation of what has already been published in the earlier volume. Only certain aspects which were not incorporated in the 1982-83 volume like ecology and environment or mineral resources have been newly added here. Programmes, Projects and Institutions which are post-1982-83 developments like the Konkan Railway Project or the Lokayukta or the Zilla Parishads and the Mandal Panchayatis are discussed here as fresh sections. Otherwise, most of the information is only updating and supplementing the already published material.

Lacuna in the previous volume in the historical information provided in various sections like the history of banking have been attempted to be set right. In the chapter on History important development only in the field of historical research (not the details of the outcome of research) have been included. In the chapter on Culture, efforts have been made to include the omissions of the period between 1982-93, but in most of the cases a bird-eye view of developments between 1982-92 is attempted to be presented but the view or survey is by no means exhaustive. It is only an effort to broadly survey the trends. We have commissioned some authoritative persons to write on various areas in culture, but the shortcomings if any in any of the sections are due to the limited time we had allowed to the authors, or limited space allotted. Some important places of all-Karnataka importance whose need for projection in the chapter on Places of Interest was later realised; they have been added afresh in the last Chapter. Some of them are newly developed townships.

This office has completed the publication of all the District Gazetteers in English and the State Gazetteer in English and Kannada by the end of the Seventh Plan and we took up the work of revising of district gazetteers beginning with Kodagu which was published both in English and Kannada during 1992-93, and the Programme for this year was to publish this supplement and also the Dharwad district volume (revised). But want of staff in the office and increase in the size of the supplement and some technical difficulties realised at the time of the printing delayed this volume. Some of the Chapters of Dharwad volume are already drafted, and it will be released by 1994.

This office is thankful to the scholarly members of the advisory committee headed by the Additional Chief Secretary for their keen interest in studying the draft chapters and tendering valuable advice. Their list is given separately. This office is also thankful to the scholars who had contributed various sections in the chapter on culture. Dr. H.Chandrashekar of the Drought Monitoring Centre has provided us with the necessary map and has put us under obligation. The photographs supplied by expert Cameramen who have been named separately have also enchanced the value of the volume. We remember them with gratitude. The proprietors of M/s Lakshmi Mudranalya and their staff need a special mention for their neat job and enthusiastic co-operation.

Bangalore.
Date. 5.4.94

Suryanath. U. Kamath
Chief Editor.

LIST OF ADVISORY COMMITTEE MEMBERS

Sri S.K. Ghoshal, IAS — Chairman
Additional Chief Secretary
Government of Karnataka, Vidhana Soudha
Bangalore 560 001

Sri N. Vishwanathan, IAS — Member
Principal Secretary to Government
Information, Tourism and Youth Services Secretariat
M.S.Building
Bangalore 560 001

Sri K. Balasubramaniam, IAS (Retd) — "
341, I Block
Jayanagar
Bangalore 560 011

Sri Jayakumar Anagol, IAS (Retd) — "
109, 6th Main
Vijayanagar
Bangalore 560 040

Rev. Fr. Cecil J. Saldanha — "
Director
Taxonomic Studies
St. Joseph's College
Bangalore 560 025

Dr. K. Puttaswamaiah — "
335, III Cross
II Block III Phase
West of Chord Road
Bangalore 560 079

Prof. B. Sheik Ali — "
59, III Cross VII Main
Saraswathipuram
Mysore 570 009

Dr. Kalegowda Nagavara — "
Reader
Institute of Kannada Studies
Manasagangotri
Mysore 570 006

Dr. Devendra Kumar Hakari (From 2.11.93)
Retired Reader in Kannada
(Karnatak University)
Srinagar, Dharwad 580 003

Dr. Suryanath U. Kamath, — Secretary
Chief Editor, Karnataka Gazetteer
Cauvery Bhavan (BWSSB), VIII Floor
Bangalore 560 009

LIST OF STAFF MEMBERS

Dr. Suryanath U. Kamath	Chief Editor
S.N.Ramachandraiah	Editor (Upto 30.6.1993)
M.B.Patil	Editor
H.M.Rangegowda	Editor
R. Madhwaraj	Editor
S.A.Jagannath	Editor
S. Lakshminarayanasetty	Editor
S.N. Raju	Editor
S.R. Mylaraiah	Editor
T.G.Narasihmamoorthy	Editor
U.Ramamurthy	Editor(Upto 18.9.1993)
S. Rajendrappa	Editor(From 1.1.1994)
G.M.Mustafa	Editor(From 31.1.1994)
Stephen Paul	Investigator
G.Bhanudas	Investigator
R.G. Kulkarni	Investigator
A. Lakshminarasimhan	Investigator
Dr. Devarakondareddy	Investigator
B.C. Revanna	First Division Assistant
S. Raghavendra Rao	First Division Assistant
K. S. Subbalakshmi	Second Division Assistant
Kausalya Balram	Stenographer
C.N. Madhurao	Senior Typist
B. Abdul Khuddus	Typist (upto 30-6-1993)
H. Mahadevaiah	Typist
T. Meenakumari	Typist
G.S. Patil	Librarian
M.Babu	Driver
Thammanna	Dafedar
Beeraiah	Group"D"
H. Chandra	Group"D"
B.C. Suresh Kumar	Group"D"

CONTENTS

Preface	v
List of Advisory Committee and Staff Members	vii-viii
Contents	ix
Karnataka At a Glance	xiv
Illustrations	

Chapter I **General** 1 to 54

Area and Population (1) Territorial Changes (2) Coastal Region (5) Ornamental Granites of Karnataka (6) Mineral Resources (7) Climate (16) Rainfall Patterns (17) Fauna (19) Flora (20) Forests (30) Karnataka Social Forestry Project (32) Forest Plantation Corporation (39) Tea Project (40) Cashewnut Development Corporation (40) Pavitra Vanas (40) Wild Life (41) Tidal Wetland Mapping (46) Environmental Situation in Karnataka (49) Environment Protection (53)

Ed: S.N.Raju

Chapter II **History** 55 to 64

Hampi Excavations (56) Explorations around Sannati (58) Excavations at Talakadu (60) Quit India Movement (61) After 1956 (63)

Ed: Dr. Suryanath U. Kamath

Chapter III **People** 65 to 112

Growth of Population (67) Sex Ratio (69) Density (70) Age Groups (72) Literacy (74) Workers and Non-Workers (76) Houses and Households (78) Institutional Households (79) Urban Population (81) Rural Population (88) Religions (102) Languages (104) Sports and Recreations (107) National Service Scheme (109)

Ed: S.N.Ramachandraiah

Chapter IV **Agriculture and Irrigation** 113 to 186

Land Utilisation (113) Agricultural Workers (118) Consolidation of Holdings (120) Land Holdings according to Agro-Climatic Zones (123) Cropping Patterns and Rotations (124) Manures and Fertilisers (139) Quality Control Labs (140) Seed and Seed Farms (141) Seed Testing Laboratories (141) University of Agricultural Sciences (142) Agricultural Development Centres (147) Women and Youth Training Project (147) Karnataka Co-operative Oilseeds (147) Comprehensive Crop Insurances Scheme (148) Save Grain Campaign (149) Indo-American Hybrid Seeds (150) Associated Agricultural Development Foundation (150) Horticulture (151) Irrigation (161) Animal Husbandry (176) Fisheries (180) Fishery Forecast (185) Marine Fisheries (186)

Ed: S.N.Raju

Chapter V **Industries and Power** 187 to 230

State Industrial Policy (188) Position of Industries in the State (189) Village Industries (190) Karnataka Industrial area Development Board (191) Karnataka State Industrial Investment and Development Corpn. (191) Keonics (192) Government Tool Room and Training Centre (192) Karnataka State Bureau of Public Enterprises (193) Karnataka State Handicraft Development Corpn. (193) Sugar Industry (194) New Industrial Policy (197) Textile Policy (198) Mineral Occurrence (201) Vishwa Programme (205) Artisan Training Institutes (206) Directorate of Handloom and Textiles (207) Sericulture (208) Medium and Large Scale Industries (213) Power (220) Karnataka Electricity Board (230).

Ed: R. Madhwaraj

Chapter VI **Banking, Finance, Trade and Commerce** 230 to 269

Beginning of Banking (231) Public Sector Banking (233) Lead Bank Scheme (239) Money Lenders (239) National Savings (241) State Financial Corporation (241) Co-operative Credit (248) Agricultural Marketing (257) Important Markets (260) Karnataka State Lottery (264) Public Distribution (265) Warehousing (266) Consumer Awareness Movement (268) Institute of Co-op. Management (268).

Ed: M.B. Patil and G. Bhanudas

Chapter VII **Transport And Communication** 270 to 314

National Highways (270) Road Development Plan (274) Bridges (279) Ring Road Alignment (282) Karnataka Road Transport Corporation (286) Railways (291) Water Transport (295) Ocean Transport (296) Air Transport (302) Flying Training School (303) Telecommunications (307) Radio (310) Television (310) Tourism (312).

Ed: S. Lakshminarayanasetty

Chapter VIII **Economic Trends** 315 to 404

Income (315) Growth Performance (329) Prices (332) Wages (343) Minimum Wages (345) Employment and Training (350) Employment Growth (353) Planning (365) Sectorwise Targets and Achievements (369) Rural Development and Panchayati Raj (372) Housing (381) Fifth Five Year Plan (385) Public Finance (386) Hyderabad Karnataka Area Development Board (397) Border Area Development Programme (398) Malnad Area Development Programme (399) Western Ghat Development Programme (399) Development of Coastal Karnataka (400) Floods (401).

Ed: H.M. Rangegowda

Chapter IX **Administration** 405 to 493

General Administration and Revenue: List of Governors (406) Legislative Secretariat (406) State Secretariat (406) Chief Secretaries (407) Other Secretariats (408-413) Divisional Commissioner (413) Deputy Commissioner (413) Lok Ayukta (414) Training (415) Revenue Administration (415) Stamps and Registration (418) Commercial Taxes (419) Central Excise and Customs (421) Income Tax (423).

Ed: Stephen Paul

Judicial Administration: Advocate General (423) Department of Prosecutions and Government Litigation (433) Karnataka Legal Aid Board (434) Karnataka Administrative Tribunal (435) Karnataka Appellate Tribunal (436) General Administrative Tribunal (436) Bangalore City Police (438) Firing Incidents (441) Communal Riots (442) Police Grievences Cell (442) Corps of Detectives (442) CID Forest Cell (442) Jails and Lockups (448) Home Guards and Civil Defence (450) Fire Service (450).

Ed: R. Madhwaraj

Local Self-Government: Panchyati Raj (452) Zilla Parishads and Mandal Panchayatis (452) Zilla Parishads (453) Evaluation of Performance (455) Taluk Panchayat Samithis (455) Mandal Panchayats (456) Grama Sabhas (457) Karnataka Panchayati Raj Act (460) Urban Development (463) Municipal Councils (463) Municipal Corporations (465) Municipal Administration (466) Karnataka Housing Board (467) Ashraya Housing Scheme (467) Karnataka Urban Water Supply Board (468) Karnataka Slum Clearance Board (469).

Ed: M.B.Patil

Other Departments: Agriculture (470) Architecture (470) Archives (470) Animal Husbandry and Veterinary Services. (471) Backward Classes and Minorities (471) Commissioner for Public Instruction (472) Drugs Control (472) Ecology and Environment (472) Economics and Statistics (473) Excise (473) Fisheries (474) Food and Civil Supplies (474) Forests (474) Horticulture (475) Insurance (475) Kannada and Culture (476) Karnataka Gazetteer (476)) Labour (476) Mines and Geology (477) Population Centre (477) Public Libraries (478) Public Health Institute (478) Small Savings and Lotteries (479) Social Welfare (479) State Accounts (480) Transport (480) Welfare of the Disabled (481) Boards and Corporations-Karnataka State Construction Corpn. (481)Housing and Urban Dev. Corpn (481) Karnataka State Khadi and Village Industries Board (481) Karnataka Legal Aid Board(481) Karnataka Minorities Development Corpn. (482) Karnataka State Police Housing Corpn. (483) Karnataka State Warehousing Corpn. (483) Karnataka State Women's Development Corpn. (483) Central Government Offices-

Accountant General (484) Indian Audit and Accounts Dept. (484) All India Radi (485) Anthropological Survey of India (485) Atomic Energy (486) Imports an Exports (486) Company Affairs (486) Films Division (487) National Sampl Survey Organisation (487) Telecommunications (488) Rail India (488) Doordarsha (488) Save Food Grain Campaign (488) ESI (489) Central Pollution Contro Board (489) Department of Space (489) Public Life (490)

Ed: S.R. Mylaraiah

Public Life: (490) General Elections 1984 Lok Sabha (491) General Elec tions 1985 State Assembly(492) General Elections 1989 Lok Sabha (492) Genera Elections 1989 Assembly (493) General Elections 1991 Lok Sabha (493)

Ed: S. Lakshminaryanasetty

Chapter X **Social Services** 494 to 583

Education: Literacy in 1991 (495) Districtwise Schools and Pupils (496 Minority Institutions (497) SSLC Exam (498) Commerce Exam (499) Other Exam (500-507) SSLC Exam (507-508) Adult Education (514) Karnataka Hindi Prachar Samiti (516) Mysore Hindi Prachara Parishad, Bangalore (516) Karnataka Mahil Hindi Seva Samithi (517) Bharath Scouts and Guides (518) First Grade College (523) Agricultural Universities (524) Academic Bodies (524-532) Ayurvedi Education (532) Museums under Archaeological Survey (533) Shashwathi (534 Manjusha Museum (534) Pathology Museum (535)

Ed: T.G. Narasimha Moorthy

Medical and Public Health Services: Diarrhoeal Diseases (540) Malari (540) Filaria (541) Tuberculosis (541) Leprosy (542) Guinea Worm Disease (543 Japanese Encephalitis (543) Kyasanur Forest Disease (543) Handigodu Syndrom (544) AIDS (544) Flurosis 545) Family Planning Association of India (546 Medical Institutions (545) Karnataka Medical Council (550) Indian System o Medicine (550) Drugs Control (554) Blood Banks (555) Chemists and Druggist (557) Karnataka State Nursing Council (559)

Ed: S.N. Ramachandraiah

Welfare Measures: Trade Unions (561) ESI Scheme (562) Special Com ponent Plan (564) Social Welfare (564) Vocational Training (567) Health, Housin and Other Schemes (567) Karnataka Backward Classes Commission (568) Welfar of Backward Classes (569) State and District Sector Programmes (571-576) Awar of Prize Money (576) Other Welfare Programmes (580) Private Organisation (581-583)

Ed: S.R. Mylaraiah

Chapter XI **Culture** 584 to 703

Kannada Literature (585) Novel (588) Criticism (590) Short Stories (593) Plays (595) Research Works (597) Other Works (598) Biography (599) Children's Book (601) Bandaya Literature (603) Awards and Prizes (603) State Sahitya Academy Prizes (604) Folklore (607) Folk Poetry (608) Folk Tales (609) Riddles and Proverbs (611) Research (612) Journalism (618) Mofussil Scene (621) Kodava Language and Literature (623) Tulu Language and Literature (625) Discovery of Classics (626) Third Renaissance (627) New Epic (628) Konkani Language and Literature 629) Literature (630) Journalism (631) Stage (632) Urdu in Karnataka (633) Malayalam in Karnataka (634) Telugu in Karnataka (636) Marathi in Karnataka (639) Hindi in Karnataka (641) Samskrita in Karnataka (644) Tamil in Karnataka (646) Painting (648) Karnataka Lalithakala Academy (648) Annual Exhibition (649) Annual Awards (650) Grants (651) Art Collections (652) Art Camps (653) Central Lalithakala Academy (653) Seminars and Publications (654) Mobile Art Exhibition (655) Art Education (655) Sculpture and Pottery (657) All India Art Exhibitions (660) Award Winning Artists (660) Periodicals on Art (661) Recent Architectural Trends (662) Music Scene in Karnataka (666) List of Musicians (672) A Beehive of Musicians (676) Music Sabhas (677) The Art of Gamaka (679) Sugama Sangeetha (680) Aid by Government (682) the Cassette (688) Amateur Theatre (690) Yakshagana of Coastal Karnataka (693) Taalamaddale (695) Moodalapaya and Doddata (696) Kannada Films (700)

List of contributors to Chapter XI

Kannada Literature: Dr. Sumateendra Nadiga; Folklore: Dr. Ambalike Hiriyanna; Journalism: N.S. Sectharama Shastri; Tulu Language and Literature: Dr.U.P. Upadhyaya; Konkani Language and Literature: B. V. Baliga; Urdu in Karnataka : Dr. M. Nooruddin; Malayalam in Karnataka: Dr.V. Gopalakrishna; Telugu in Karnataka: Dr. D. Rajeshwari; Marathi in Karnataka: G.G. Rajadhyaksh; Hindi in Karnataka: Dr. Saragu Krishnamurthy; Samskrita in Karnataka: Dr. S.R.Ranganath; Tamil in Karnataka: Dr.S. Srinivasan; Painting: P.R. Thippeswamy; Recent Architectural Trends: K.R. Ganesh; Music Scene in Karnataka : E.R. Sethuram; Dance in Karnataka: S.N.Chandrashekar; Theatre in Karnataka: C.R.Simha; Yakshagana of Coastal Karnataka: M. Prabhakar Joshi; Moodalapaya and Doddata in Yakshagana: A.Krishnayya;and Kannada Films: T.G. Ashwathanarayana

Ed: Dr. Suryanath U Kamath and S.A. Jagannath

ChapterXII **Places of Interest** 704 to 727

Ed: S. A. Jagannath

Select Bibliography 728 to 730
Index 731 to 764
Addenda 765 to 779

Karnataka at a Glance

1. Total Area: 1,91,791 Sq.Km.
2. Population (1991): 4,49,77,201 (a) Females: 2,20,25,284 (b) Males 2,29,51,917
3. Density per Sq.Km. 235
4. Number of District: 20
5. Taluks: 175
6. Number of Revenue Villages: 27,024
7. Total Area Under cultivation: 1,07,09,000 ha.
8. Area sown more than once: 16,84,000 ha.
9. Total number of land holders: 57,76,000
10. Average size of holding 2.13 ha.
11. Total irrigated area: 23,00,000 ha.
12. Total food grain production 1992-93: 80.28 lakhs tonnes
13. Pulses (1991-92); 8.10 lakh tonnes
14. Oil Seeds: 19.05 lakh tonnes
15. Cotton: 9.56 lakh bales
16. Sugarcane 244 lakh tonnes
17. Raw Silk Production (1990-91): 6,214 mts
18. Electricity (1989-90) installed capacity: 2,645 MW
19. Large and Medium Scale Industries (1990): 360
20. Total milch animals (1991-92) 31,83,326
21. Milk production: 23.79 lakh tonnes
22. Total fish catch: 2.45 lakh tonnes
23. Animal drawn carts: 8,55,101
24. Veterinary Institutions: 2,598
25. (a) Public sector bank branches (1992): 2,796
26. (b) Regional & Rural bank branches (1992): 1,077
27. Total Deposits in Banks (a)+(b) 11,535 crores;
28. Advances: 8,931 crores
29. Literacy Rate: Male 56.41%, Female 37.31%, Total 47.05%.
30. Primary Schools (1991-92): 40,079
31. Pupils in School 70,35,986
32. High Schools (1990-91): 5,020
33. Pupils 13,34,000
34. Pre-University Colleges (1990-91): 1,322;
35. Pupils: 4,65,000

36. Degree Colleges (1990-91) 419
37. Engineering: 51
38. Medical: 92 (Allopathic 18, Indian System and Homeo 34, Dental 40)
39. Pharmacy Colleges: 46
40 Polytechnics: 169
41. Total number of Government Hospitals and Dispensaries (1991-92): 2,684
42. Total number of beds hospitals: 48,439
43. Road length: 1,21,260 Kms
44. Railways 3,089 Kms
45. Motor Vehicles (1992-93) (including two wheelers) 17,18,494
46. Post offices; 9,704
47. Tel. Exchanges: 1,707
48. Telephone Connections: 3,75,043
49. Net Domestic Product (1990-91) 21,328.29 crores.
50. Annual per capita Income (1990-91) Rs. 291.9

Illustrations

Acknowledgements:

1. Department of Archaeology and Museums, Govt. Of Karnataka.
2. Archaeological Survey of India, Bangalore Circle.
3. Dr. Deverakondareddy
4. Dr. K.L.Kamat
5. A..L. Narasimhan
6. P.S. Chandrashekar
7. B. Kesar Singh
8. K.L. Rajashekar

And respective agencies.

Corrections: Plate No. I. B is Gurumitkal Falls..
C is Chunchanakatte Falls.
Plate No. XXXI C. is St. Mary's Church, *Belgaum.*

I. A. Kabbaragi Falls, Raichur Dt.
B. Chunchanakatte Falls, Mysore Dt.
C. Gurumitkal Falls, Raichur Dt.
D. Mekedatu Falls, Bangalore Dt.

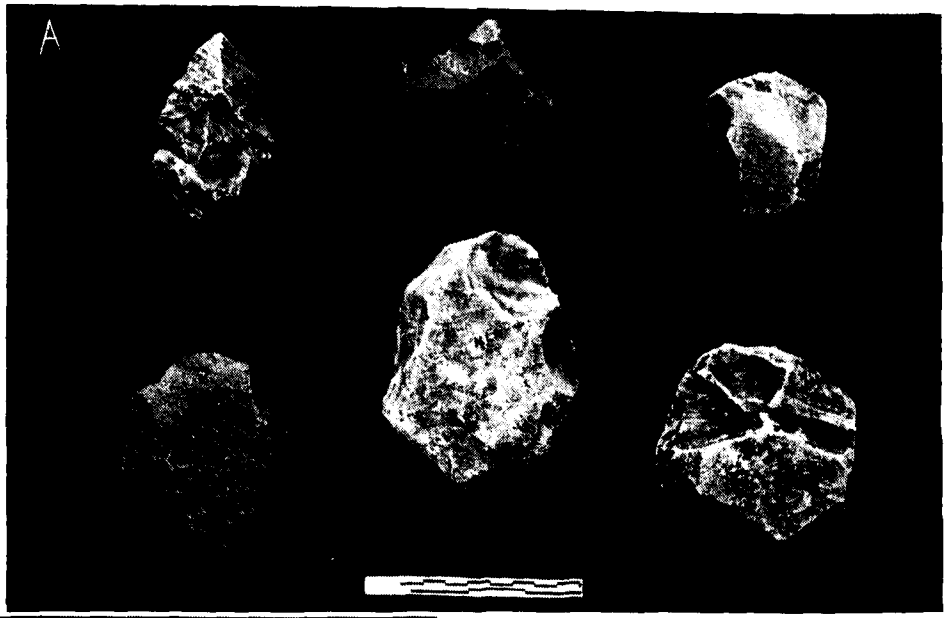





II. A. Lower palaeolithic implements, Bhima valley, Gulbarga Dt.
B. Asokan Edict, Sannati, Gulbarga Dt.
C. Aurangazeb's inscription, Jaladurga, Raichur Dt.

III. A. Goldsmith's Kiln,
B. Terracotta ring wells
(Both found at the excavations at Talkad Mysore Dt.)

A

B

C



IV. A. Mould to mint Roman coins.

B. Spouted pot (both found at Talkad excavation).

C. Stepped Tank, excavated at Hampi.

A



B

V. A. Scene of First Sermon of the Buddha, Hampi (Found on slabs near palace complex walls).

B. Narasimha, Shirval, Gulbarga Dt. (found in excavation).



VI. A. Naurangi Darwaza, Raichur.
B. Fort, Madikeri.

VII. A. Dasayya from Channapatna, Bangalore Dt.
B. Karadi Gorava from Mysore Dt.
C. Suggihabba at Chaudlu, Kodagu.

A

B

VIII. A. Siddis, Uttara Kannada Dt.

B. Gouli women from Londa, Belgaum Dt.

A

B

IX. A. Tibetans from Bailakuppe, Mysore Dt. & Mundagod, U. Kannada Dt.

B. Jenukarubas from Kodagu.

A



B



X. A. Kudremukh, General View.

B. Pellet plant from riverside, Kudremukh.



B

XI A. Belgaum Co-op. Spinning Mill Ltd., Balekundri.

B. Silk Factory, Mysore.

XII. A. Wheel and Axle plant, Bangalore.
B. Bangalore Dairy





XIII. A. NIMHANS, Bangalore,
B. Minto Eye Hospital, Bangalore.

A



B



XIV. A. Bangalore University, Bangalore.
B. Karnatak University, Dharwad.

A



B

XV A. Mangalore University.
B. Kuvempu University, B.R.Project, Shimoga.



XVI A. University Visvesvaraya College of Engineering, Bangalore.
B. Jawaharlal Nehru Medical College, Belgaum.
C. Chitaldrug Pavilion, Bangalore.



XVII. A. Regional College of Education, Mysore.
B. Raja Lakhamangouda Law College, Belgaum.





XVIII. A. Co-op. Sports School, Chandargi, Belgaum Dt.,
B. Jawaharalal Nehru Planetarium, Bangalore.





XIX. A. Kuvempu Kalakshetra, Bangalore.
B. Gubbi Viranna Ranga Mandira Bangalore.



XX. A. Gayana Samaja, Bangalore.
B. Nrityagrama, Hesarghatta, Bangalore.

XXI. A. Mural Paintings from (a) Sira (b) Raichur and (c) Kaavi Art, Kumta.



XXII. A. Chandalingeswara temple complex, Chandalinga, Raichur Dist

B. Door-way of the Chandalingeswara temple.







XXIII. A. Chandralamba temple, Sannati, Gulbarga Dt.

B. Metal icon from Malkhed, Gulbarga Dt.

C. Siddalingeswara temple, Shiraval, Gulbarga Dt.



XXIV. A. Bhagandeswara Temple, Bhagamandala, Kodagu Dt.
B. Eswara temple, Murdeswara, Uttara Kannada Dt.







XXV A. Sringeri Sri Shankara Matha, Bangalore.
B. Ramakrishna Matha, Bangalore.
C. Brahmakumari's Centre , Bangalore.



XXVI. A. Taralabalu Matha's Religious and Cultural Centre, Bangalore.
B. Basava Bhavana, Bangalore.

XXVII. A. Uttaradi Matha, Bangalore.
B. Bharatiya Vidya Bhavan, Bangalore.

A

XXVIII. A. Theosophical Lodge, Shankarapuram, Bangalore.
B. Arya Samaj, Bangalore.

A



B

XXIX A. Shivabalayogi Mandira, Bangalore.
B. Gurudwara, Bangalore.



XXX A. & B. Mahabodhi Sangha, and
C. Parsi Fire Temple, Bangalore.





XXXI A. St. Mary's Church, Bangalore.
B. Little Christ Church, Vivekanagar, Bangalore.
C. Dharmaram College Church, Bangalore.





XXXII A. Jamiya Masjid, City Market, Bangalore.
B. Tippu's birthplace, Devanahalli, Bangalore Dt.
C. Single Minar Mosque, Raichur.

CHAPTER I

GENERAL

Area and Population

Add to Part I, Page 5, after IInd Para:

KARNATAKA with an area of 1,91,791 sq.km (and not 1,92,204 sq.km as stated in the previous edition) accounts for 5.83 per cent of the total geographical area of the Country (32.88 lakh sq.km). The population of the State according to 1991 Census was 44,977,201 with 22,951,917 males and 22,025,284 females as against a population of 37,135,174 in 1981 and 29,299,014 in 1971. Karnataka State ranks eighth among the 25 States and 7 Union Territories in the Indian Union both in respect of area and population as per 1991 Census. Uttar Pradesh, Madhya Pradesh, Bihar, Maharashtra, West Bengal, Andhra Pradesh and Tamilnadu States have larger population than Karnataka. Bangalore (Urban) district is the smallest district sharing only 1.14 per cent of the State's area, preceded by Kodagu district (2.14 per cent). Bangalore district which is the smallest in area, has highest population and density (the average number of persons per sq.km) among the districts in the State. The extraordinary high density of Bangalore district *i.e.*, 2,203 is due to the high density of the Bangalore Urban Agglomeration area (which comprises 85.16% of the total population of Bangalore district). Kodagu district has the lowest population (1.08%) and density (118) among the districts.

Bangalore Urban Agglomeration accounts for 85.16% of the population of Bangalore district and 9.12% of the population of the State. Karnataka's growth rate during 1971-81 was 25.75 per cent and it has fallen to 21.12 per cent for the decade 1981-91. Karnataka's growth rate which was above

the national average (24.66%) has now come down below the national average (23.85%). The density of population has increased from 194 (1981) to 235 (1991). The corresponding figures for the Country are 273 (1991) as against 230 in 1981. Karnataka has only one city with more than a million population *viz.* Bangalore and it is the sixth largest Urban Agglomeration in the Country as per 1991 Census. Formerly it held the fifth place (1981).

During 1986, the Government of Karnataka bifurcated Bangalore district into Bangalore (Urban) and Bangalore Rural districts, thereby raising the number of districts to 20. The jurisdiction of the present Bangalore district covers Bangalore North (including Jala hobli of the former Devanahalli taluk and Dasanapura hobli of the former Nelamangala taluk), Bangalore South taluk (including Tavarekere hobli of the former Magadi taluk and Bidarahalli hobli of the former Hoskote taluk), Anekal taluk and the Bangalore Urban Agglomeration areas. The remaining areas of the former Bangalore district constitutes the present Bangalore Rural district. The State has four revenue divisions, 49 sub-divisions, 20 districts, 175 taluks, 745 hoblis and 27,024 inhabited villages. As per the Karnataka Zilla Parishad, Taluk Panchayat Samitis, Mandal Panchayats and Nyaya Panchayats Act enforced in 1987 there were 2,532 Mandal Panchayats with 54,987 members (excluding interim mandal panchayat members), 887 Zilla parishad seats, 27,024 inhabited and 2,362 un-inhabited villages, 250 towns and urban agglomerations and 177 municipalities and corporations. Three-hundred and fifty hobli head quarters have Nadakacheris.

The details of area, population and administrative divisions of Karnataka State as in 1991 are given in Table No. 1.1

Territorial Changes

Add to Part I Page 6 at the end:

Referring to the inter-district transfers after the re-organisation but before 1961, two villages *viz.* Mydanahalli and Kurgahalli of Shrirangapattana taluk in Mandya district were transferred to Mysore taluk in Mysore district (1957). During the decade 1961-71 there were no major changes in the jurisdiction of the districts except for the transfer of two villages namely Tallihal and Honniganur of Kushtgi taluk, Raichur district to Ron taluk, Dharwad district (1967). During the decade 1971-81 the new taluk *viz.* Hagaribommanahalli was created by abolishing the former Mallapura taluk and by transferring of a few villages from various taluks of Bellary district (1974).

The jurisdiction of Karnataka State extends over portions of land situated within the Maharashtra State. Dhamne S. Bailur and Kudrimani, two villages of Belgaum taluk with an area of 1,664 hectares and a population of 262

Table No. 1.1 Area, Population and Administrative divisions in Karnataka - 1991

Sl.No	*District*	*Area in Sq.km*	*Percent of State's area*	*Population in 1981*	*Rank*	*Population in 1991*	*Rank*	*Decennial Growth Rate*		*Density per sq.km*	
								1971-81	*1981-91*	*1981*	*1991*
1.	Bangalore	2,190	1.14	3,495,566	1	4,839,162	1	59.08	38.01	1,596	2,203
2.	Bangalore Rural	5,815	3.03	1,452,044	14	1,673,194	14	24.31	14.71	250	286
3.	Belgaum	13,415	6.99	2,978,913	2	3,583,606	2	22.94	18.18	222	262
4.	Bellary	9,885	5.15	1,489,225	13	1,890,092	13	32.65	27.09	151	191
5.	Bidar	5,448	2.84	995,691	18	1,255,799	17	20.83	25.65	183	230
6.	Bijapur	17,069	8.90	2,401,782	5	2,927,990	5	20.96	21.35	141	171
7.	Chikmagalur	7,201	3.75	911,769	19	1,017,283	19	23.77	11.52	127	141
8.	Chitradurga	10,852	5.66	1,777,499	11	2,180,443	11	27.21	22.51	164	201
9.	Dakshina Kannada	8,441	4.40	2,376,724	6	2,694,264	6	22.55	13.27	282	319
10.	Dharwad	13,738	7.16	2,945,487	3	3,503,150	3	25.76	18.79	214	255
11.	Gulbarga	16,224	8.46	2,080,643	7	2,582,169	7	19.63	23.71	128	159
12.	Hassan	6,814	3.55	1,357,014	16	1,569,684	16	23.11	15.43	199	230
13.	Kodagu	4,102	2.14	461,888	20	488,455	20	22.11	5.05	113	118
14.	Kolar	8,223	4.29	1,905,492	9	2,216,889	10	25.64	16.05	232	269
15.	Mandya	4,961	2.59	1,418,109	15	1,644,374	15	22.85	15.91	286	331
16.	Mysore	11,954	6.23	2,595,900	4	3,165,018	4	24.97	21.58	217	264
17.	Raichur	14,017	7.31	1,783,822	10	2,309,887	8	26.01	29.33	127	165
18.	Shimoga	10,553	5.50	1,656,731	12	1,909,663	12	27.31	14.71	157	180
19.	Tumkur	10,598	5.53	1,977,854	8	2,305,819	9	21.51	16.36	187	217
20.	Uttara Kannada	10,291	5.37	1,073,561	17	1,220,260	18	26.38	13.49	104	118
	State total	191,791	100.00	37,135,714		44,977,201		26.75	20.69	194	234

(Continued)

Source: Final Population Totals, Census of India, 1991, Series 11, Karnataka.

Table No. 1.1 (Continued)

Sl. No.	District	Number of subdivisions	No. of Taluks	No. of Hobles	No. of Grama Panchayats	No. of inhabited Villages	No. of uninhabited Villages	No. of Towns and urban Agglomerations	No. of Municipalities and Corporations
1.	Bangalore	1	3	17	-	718	52	2	5
2.	Bangalore Rural	2	8	35	103	1,707	177	9	8
3.	Belgaum	3	10	35	202	1,142	36	19	17
4.	Bellary	2	8	31	91	589	24	12	10
5.	Bidar	2	5	30	74	598	22	6	5
6.	Bijapur	4	11	36	166	1,244	37	19	18
7.	Chikmagalur	2	7	32	112	1,013	100	10	5
8.	Chitradurga	2	9	30	121	1,266	216	10	5
9.	Dakshina Kannada	3	8	26	169	635	-	17	11
10.	Dharwad	4	17	44	166	1,322	40	22	19
11.	Gulbarga	3	10	48	169	1,305	81	15	12
12.	Hassan	2	8	38	109	2,371	199	12	6
13.	Kodagu	1	3	16	65	288	8	10	1
14.	Kolar	2	11	53	129	2,848	477	13	10
15.	Mandya	2	7	31	104	1,354	125	11	6
16.	Mysore	3	11	49	165	1,641	196	13	10
17.	Raichur	3	9	57	139	1,401	112	12	8
18.	Shimoga	2	9	52	172	1,793	184	13	7
19.	Tumkur	3	10	50	150	2,506	221	12	6
20.	Uttara Kannada	3	11	35	126	1,283	55	13	8
	State total	49	175	745	2,532	27,024	2,362	250	177

Source : Karnataka At A Glance, 1991-92, DES No. 70/1992, Directorate of Economics and Statistics, Bangalore.

(1981) and an area of 1,325 hectares and a population of 2,563 respectively are situated a few km beyond the actual borders of Belgaum district as enclaves in the land belonging to Kolhapur district. Another village Mukhed of Aurad taluk of Bidar district with an area of 702 ha and a population of 1,123 (1981) is in the midst of the land belonging to Osmanabad district of Maharashtra State. It is under the jurisdiction of Bidar district and rainfed area available for cultivation is about 575 hectares.

The State Government directed certain chages in the names/spellings of the names of the districts, taluks, towns, etc., against their mention in the Imperial Gazetteer. The details are indicated here, mentioning Imperial Gazetteer version and the new version together with the date when the change was made: 1. South Canara - Dakshina Kannada (1977), 2. Dharwar - Dharwad (1977), 3. Coorg - Kodagu (1977) 4. Mercara - Madikeri (1977) 5. North Canara - Uttara Kannada (1977) 6. Seringapatam - Shrirangapattana (1977) 7. Deodurga - Devadurga (1977) 8. Udipi - Udupi (1977) 9. Halibid - Halebidu and 10. Coondapur - Kundapur.

Add to Part I page 10 at the end:

The first sentence in IInd para may be read as the following: The total area of the State is 1,91,791 sq.km (and not 1,92,204 as mentioned in the previous edition).

Coastal Region

Add to Part I, Page 12, II Para:

The length of the coastline is about 300 km (not 400)

Add to Part I, page 30, before Earthquakes:

Ornamental Granites of Karnataka:

The most common and abundant varieties of rocks found in Karnataka include granites, gneisses, migmatite and dykes. About 92,000 sq.km (48% of the geographical area) is covered by granite and granitic rocks. Out of this, about 4,200 sq.km is estimated to be composed of granites of ornamental quality forming only a small fraction (2.2%) of the total geographical area. Exploitable granite deposits cover much less area (about one per cent). Common granite is a medium to coarse grained rock composed essentially of granular crystalline quartz, feldspar, minor amount of mica and ampibolite, magnetite, pyrite, zircon, apatite and sphene. There are many varieties of granites; varieties are decided on the basis of colour, texture and mineralogical composition. In some varieties, the interlocking minerals are uniformly distributed and they

are of same size. Certain granites, instead of being uniformly granular, show a distinctive pattern or texture due to the development of feldspar as conspicuous isolated crystals which are much larger than those of the granular ground mass in which they are embedded. Not all the granites occuring in nature are of ornamental quality. They must be free of blemishes such as criss-crossing veins, lines, fractures, close spaced joints, black, green or white patches or grains or spot of minerals or otherwise uniform rock.

In multicolour granites veins become an integral part of rock. Granites may occur in the form of wide-spread sheet prominently exposed above ground in the form of hills or hillocks, or just above ground level or sub-surface beneath a cover of soil. They may occur in the form of boulders of various size and shape either at the ground level or spread over sheet rocks as tors. Out of the total geographical area of 1,91,791 sq.km, only 8,947 sq.km area is covered by granite outcrops *i.e,* prominently exposed area constituting 4.66% of the total geographical area. The distribution of the different types of ornamental granites is as follows: (i) grey gneiss and migmatite (used locally as building material and as fencing slabs etc.,) varieties 4,685 sq.km, (ii) pink granites: 1,780 sq.km, (iii) grey granites: 1,080 sq.km, (iv) pink gneisses (multicolour granites): 562 sq.km, (v) granodiorite (darker variety of grey granites): 490 sq.km, (vi) red and grey syenites/felsites: 100 sq.km and (vii) dykes (black and green granites) 250 sq.km.

There are three main tracts of ornamental granites *viz.,* The eastern most tract, the central tract and the south western tract. Most of the ornamental varieties are restricted to the ten eastern districts of the State *viz.,* Mysore, Bangalore, Bangalore Rural, Mandya, Tumkur, Kolar, Chitradurga, Bellary, Raichur and parts of Bijapur districts. Next in importance are Hassan, Chikmagalur, Dakshina Kannada and Dharwad districts. The geographic and geological settings of the main types of ornamental granites are listed here.

Type of Ornamental granite	*Taluk in which they occur (in order of importance)*	*Geological settings*
Black granites (dykes)	Chamarajnagar, Yelandur Kollegal, Malavalli, T. Narasipur, Hunsur Periyapatna, Kanakapura, Gundlupet and Nanjangud	High grade metamorphic terrain of southern Karnataka

Type of Ornamental granite	*Taluk in which they occur (in order of importance)*	*Geological settings*
Green granites (dykes)	Belur, Chikmagalur, Kolar Hospet, Bellary, Chalkere, Tiptur, Nagamangala, Kunigal	Granite terrain north of the above settings.
Pink and red granites	Hungund, Kushtagi Magadi, Siruguppa, Bellary Koppal, Ramanagaram, Devadurga Shorapur and Lingasugur.	"Closepet granites"
Pink, pink-grey & pink green porphyritic granites	Devadurga, Magadi, Tumkur Koppal, Ramanagaram, Kolar, Gudibande, Bagepalli and Gauribidnur	"Closepet Granites" and Kolar type granitioids.
Multicoloured granites	Kanakapura, Channapatna Yelburga, Kunigal Malavalli, Tumkur, Kushtagi, Sandur, Maddur, Bangalore South and Lingasugur.	"Closepet Granite" and parts of peninsular gneiss
Grey granites	Sira, Chintamani, Bangalore South, Lingasugur, Nagamangala, Molakalmuru, Bellary, Chitradurga, Gangavathi and H.D.Kote.	Occurs as "Islands" in peninsular gneiss

Add to Part I Page 30:

Mineral Resources

Karnataka is endowed with fairly rich mineral wealth distributed more or less evenly over its territory. The State contains deposits of asbestos, bauxite, chromite, dolomite, gold, iron ore, kaolin, limestone, magnesite, manganese ore, ochre, quartz and silica sand. The tailings of gold form an important source of tungsten ore.

Amosite asbestos is produced in Hassan district. It occurs in Chikmagalur, Shimoga and Mandya districts also. Small deposits of anthophylite and chrysotile

are reported from Hassan and Mysore districts. Bauxite deposits are distributed in Belgaum, Chikmagalur, Chitradurga and Dakshina Kannada districts. Dakshina Kannada is the main producer of bauxite. Copper ore is mined in Chitradurga and Hassan districts. Small quantity of dolomite is produced in Bijapur and Tumkur districts. Mysore and Mandya districts have workable deposits of felsite. Fireclay is mainly produced in Hassan, Tumkur and Shimoga districts. Gold is mined in Kolar, Raichur and Gulbarga districts. Main iron ore producing districts are Bellary and Chikmagalur. Chikmagalur district covers Kudremukh and Gangamula quartz-magnesite deposits. Kudremukh Iron Ore Project is one of the biggest integrated mining complexes in the Country. Kaolin is produced in Belgaum, Shimoga, Hassan and Tumkur districts. Kyanite is worked in Mysore district. The State has extensive deposits of crystalline limestone. Flux grade limestone occurs in Bijapur, Belgaum and Chitradurga districts. Cement grade limestone deposits are confined to Bijapur, Chitradurga, Gulbarga, Mysore, Shimoga and Tumkur districts. The State is reckoned as the second largest producer of lime shell. Magnesite is produced in Mysore district. Manganese ore is produced in Belgaum, Bellary, Chitradurga, Uttara Kannada, Shimoga and Tumkur districts. Bellary is the main ochre producing district. Production of quartz comes from Bellary, Hassan, Shimoga and Tumkur districts. Fuchsite quartzite occurs in Bellary and Chikmagalur districts. Silica sand is produced in Dakshina Kannada district. Belgaum, Gulbarga and Chitradurga are the principal districts reporting output of moulding sand. Steatite is worked in Chikmagalur and Tumkur districts. Vermiculite occurs in Mysore district. Besides, production of black granite is reported from Mysore and Bangalore districts and pink granite is reported form Bellary, Raichur and Chitradurga districts.

The value of mineral production in Karnataka totalled Rs.200 crores in 1988, up by 27% relative to the preceding year. The State occupied 13th position accounting for 1.4% of the total value of mineral production in 1988. Gold, iron ore, limestone and manganese ore were the important minerals which together accounted for 87% of the value of mineral production in the State. Karnataka is the sole producer of felsite and leading producer of gold (84%), moulding sand (63%) and fuchsite quartzite (57%). The value of production of minor minerals was Rs.18 crores in 1988 and was higher by 123% compared to the preceding year. The number of reported mines in the State was 309 in 1988 as against 331 in 1987. The income from the mining and quarrying sector worked out to Rs.78.59 crores during 1986-87 and Rs.82.59

crores during 1987-88. The reserves of important minerals in the State and the production of major and minor minerals in the State from 1985 to 1989 are listed below:

The reserves of important minerals: (in million tonnes)

Mineral	*Recoverable reserves (as on 1-1-1985)*			
	Proven	*Probable*	*possible*	*Total*
Asbestos	-	0.14	0.11	0.25
Barytes ('000 tonnes)	-	-	9.00	9.00
Bauxite	1.26	10.49	15.25	27.00
Calcite ('000 tonnes)	-	14	13	27.00
Chinaclay	-	4.86	6.09	10.94
Chromite	0.46	0.14	0.80	1.40
Copper (i) Ore	1.27	3.77	-	5.04
(ii) Metal	0.008	0.024	-	0.032
Corundum	-	0.09	0.04	0.13
Dolomite	6.00	-	288	294
Feldspar	-	0.13	-	0.13
Fireclay	-	0.74	4.09	4.83
Fuller's earth (in situ)	-	0.49	0.97	1.46
Gold (in situ) (i) Ore	3.54	-	-	3.54
(ii) Metal (tonnes)	17.338	-	-	17.338
Gypsum	0.50	0.06	0.51	1.07
Iron (i) Hematite	193.82	9.09	110.42	313.33
(ii) Magnetite	1,292.13	230.80	-	1,522.93
Kyanite	0.12	0.31	0.20	0.63
Limestone	643.11	716.29	437.85	1,797.25
Magnesite	0.10	0.14	0.50	0.74
Manganese ore	1.59	14.16	57.26	73.31
Pyrite	-	-	2.40	2.40
Quartz and silica sand	2.26	2.42	24.53	29.21
Sillimanite (in situ)	-	-	0.08	0.08
Talc, Steatites & Soapstone	-	6.93	0.48	7.41
Titanium (in situ)	-	-	6.28	6.28
Tungsten (tonnes) (i) Ore	1,21,088	-	-	1,21,088
(ii)Contained W03	123	-	-	123
Vanadium (i) Ore	0.50	4.00	-	4.50
(ii) Metal (tonnes)	700	5,600	-	6,300
Vermiculite ('000 tonnes)	-	1	45	46

Besides, conditional (sub-marginal) resources of graphite are estimated at 18,000 tonnes and those of molybdenum around 1.321 million tonnes.

Table No. 1.2 Production of Major and Minor Minerals in Karnataka

Sl. No.	Mineral	Unit	Production 1985	1986	1987	1988	1989	1990
A:	**Major minerals**							
I.	**Metallic Minerals**							
1.	Bauxite	Tonnes	65,743	37,668	23,216	19,702	25,956	57,842
2.	Chromite	Tonnes	82,631	51,467	28,290	35,325	22,617	51,781
3.	Copper	Tonnes	51,348	66,731	58,210	39,257	82,788	1,01,489
4.	Gold	Kg	16,638	921	916	898	927	1,229
5.	Silver	Kg	62	43	42	49	11	52
6.	i) Iron ore	Tonnes	37,38,817	71,85,948	73,77,062	88,88,060	1,46,06,987	1,06,38,282
	ii) Iron ore fines	Tonnes	11,06,461	12,67,550	16,40,007	16,71,577	18,13,834	18,57,519
7.	Manganese Ore	Tonnes	2,74,183	2,76,196	2,65,443	2,14,701	2,90,355	4,76,548
	Sub Total		53,19,183	88,85,560	93,93,134	1,08,68,622	1,68,42,537	1,31,83,461
II.	**Non-metallic Minerals**							
1.	Asbestos	Tonnes	1,228	883	1,481	1,348	594	NA
2.	Black Clay	Tonnes	6,380	750	NA	NA	NA	NA
3.	China Clay	Tonnes	56,333	11,486	10,773	9,626	17,420	4,967
4.	Corundum	Kg	32	140	40	2	NA	81
5.	Dolomite	Tonnes	5,238	5,148	14,670	8,373	4,384	3,684
6.	Feldspar	Tonnes	2,303	1,159	2,010	1,772	1,304	213
7.	Felsite	Tonnes	1,140	1,260	1,308	1,373	1,260	10,095
8.	Fire clay	Tonnes	19,999	12,062	13,180	4,085	23,767	3,800
9.	Green quartz	Tonnes	72	96	150	126	152	1,15,522
10.	Kyanite	Tonnes	757	863	973	354	165	2,352
11.	Limeshell	Tonnes	61,662	58,744	63,386	53,814	53,363	84,357
12.	Limestone	Tonnes	29,74,634	44,71,702	84,53,704	53,42,954	52,76,216	64,44,292
13.	Magnesite	Tonnes	20,248	21,348	22,410	31,764	37,177	7,196

Table No. 1.2 Production of Major and Minor Minerals in Karnataka (Contd.)

Sl. No.	Mineral	Unit	Production 1985	1986	1987	1988	1989	1990
14.	Moulding sand	Tonnes	1,50,264	81,147	82,399	92,306	96,854	63,472
15.	Quartz	Tonnes	25,194	44,147	62,450	85,957	70,935	69,936
16.	Red ochre	Tonnes	173	220	413	1,420	482	316
17.	Red oxide	Tonnes	17,312	18,613	21,881	21,168	23,646	2,79,476
18.	Silica sand	Tonnes	79,088	85,807	1,20,554	1,21,736	1,12,222	97,608
19.	Shale	Tonnes	43,762	82,050	93,080	NA	NA	NA
20.	Steatite (Soapstone)	Tonnes	6295	5,712	3,700	1,908	2,001	2,535
21.	Vermiculite	Tonnes	495	505	NA	NA	NA	NA
22.	White clay	Tonnes	35	83,105	NA	NA	NA	NA
23.	Yellow clay	Tonnes	4239	2,852	752	1,664	1,561	NA
24.	Yellow ochre	Tonnes	90	112	952	NA	NA	NA
25.	Clay	Tonnes	NA	NA	NA	NA	NA	92,034
	Sub Total	Tonnes	34,70,941	49,89,871	89,70,266	57,81,748	57,23,503	72,81,855
	Total Major Minerals	Tonnes	87,90,124	1,38,75,431	1,83,63,400	1,66,50,370	2,25,66,040	2,04,65,316
B.	MINOR MINERALS							
1.	Building stone	Tonnes	13,87,341	13,48,738	7,01,703	6,82,540	12,07,438	8,79,228
2.	Brick earth	Tonnes	9,39,435	7,39,959	1,53,62,577	9,05,703	7,80,30,070	32,20,117
3.	Deccan trap	Tonnes	46,587	48,915	18,611	4,831	NA	NA
4.	Fullers earth	Tonnes	3,439	3,611	1,439	NA	4,006	4,431
5.	Lime kankar	Tonnes	6,970	5,452	4,225	4,436	450	1,720
6.	Lime stone (Shahabad stone)	Tonnes	1,04,292	1,224	7,92,890	48,948	3,06,814	54,70,257
7.	Murrum	Tonnes	800	NA	NA	NA	NA	75
8.	Ordinary clay	Tonnes	1,48,060	1,47,450	1,50,387	1,51,666	1,40,853	21,729
9.	Ordinary sand	Tonnes	2,21,981	3,02,293	1,38,331	99,200	1,57,876	1,35,249
10.	Ornamental stones	Tonnes	1,35,561	1,38,539	1,16,206	1,40,811	1,39,160	8,072*
11.	Laterite	Tonnes	18,938	12,618	18,079	8,905	8,903	5,076
12.	Red Earth	Tonnes	280	NA	NA	NA	NA	NA
	Total Minor Minerals	Tonnes	30,13,684	27,39,849	1,73,05,448	20,47,040	7,99,95,570	97,51,988+8072*

* Cubic Metres

Add to Part 1, Page 35 Ground water potential:

Table No. 1.3 Status of Utilisation and Ground Water Potential in Karnataka

Sl. No.	District	Total annual recharge ha.m	Net amount of recharge ha.m	Net annual Utilisation ha.m as on 1.1.1983	Percent Utilisation	Net annual Utilisation ha.m as on 1.1.1987	Percent Utilisation	Net annual utilisation ha.m as on 31.3.1991	Percent Utilisation
1.	Bangalore	20,367	17,312	4,467	26	5,851	34	15,390	89
2.	Bangalore (R)	68,200	62,220	20,654	33	15,590	25	48,787	78
3.	Belgaum	1,18,403	1,00,642	27,641	27	35,690	35	65,000	65
4.	Bellary	86,795	73,776	8,412	11	14,316	19	20,992	28
5.	Bidar	51,021	43,368	7,069	16	10,537	24	20,070	46
6.	Bijapur	1,10,078	93,572	27,328	29	34,814	37	54,419	58
7.	Chikmagalur	76,807	65,287	1,811	3	6,224	10	6,640	10
8.	Chitradurga	70,388	59,830	14,718	25	19,785	33	34,246	57
9.	Dakshina Kannada	1,18,911	1,01,075	29,261	29	37,274	37	36,840	36
10.	Dharwad	1,24,882	1,06,150	88,344	8	16,488	16	30,937	29
11.	Gulbarga	1,05,485	98,096	7724	8	15,572	16	19,172	21
12.	Hassan	77,064	65,505	2,089	3	7,330	11	10,420	16
13.	Kodagu	35,652	30,304	377	1	2,133	7	1,920	6
14.	Kolar	60,129	51,110	28,976	57	32,912	64	69,289	94
15.	Mandya	74,889	63,741	5,608	9	10,707	17	15,012	24
16.	Mysore	1,20,137	1,02,116	9,286	9	17,002	17	28,954	28
17.	Raichur	1,04,682	88,981	6,175	7	13,408	15	20,727	23
18.	Shimoga	1,58,159	1,34,435	2308	2	13,067	10	11,466	9
19.	Tumkur	1,12,227	96,493	28,106	29	35,744	37	55,688	66
20.	Uttara Kannada	1,05,315	89,468	7,533	8	14,696	16	10,952	12
	State Total	17,99,591	15,42,481	247,887	16	3,69,140	23	5,76,921	37

Source: Department of Mines and Geology, Ground Water Cell, 1987.
Drought Monitoring Cell, Bangalore

Note : ha.m = hectare metre.

River Basins

Add to Part I, Page 39, after Ist Para:

Table No. 1.4 Major basins and their drainage areas in Karnataka

Sl.No.	Major Basin	Area in sq.km	Sub-Basin	Area in sq.km	Districts
1.	Krishna	1,13,271 (59)	Bhima	19,345 (10)	Belgaum, Bellary, Bidar
			Malaprabha		Bijapur, Chikmagalur,
			Ghataprabha	19,233 (10)	Chitradurga, Dharwad,
			Tungabhadra	37,786 (20)	Gulbarga, Hassan, Uttara
			Upper Krishna	17,685 (9)	Kannada, Raichur, Shimoga
			Vedavati	19,222 (10)	and Tumkur
2.	Cauvery	34,273 (18)	Arkavati	4,500 (2)	
			Hemavati	5,006 (2)	Bangalore, Chikmagalur,
			Kabini	5,160 (3)	Kodagu, Hassan, Mandya,
			Shimsha	7,810 (4)	Mysore and Tumkur.
			Suvarnavati	4,050 (2)	
3.	West Flowing rivers		Upper Cauvery	7,747 (4)	
			Kalinadi	9,291 (5)	Belgaum, Chikmagalur,
			Netravati	7,057 (4)	Kodagu, Dharwad, Hassan,
			Sharavati	5,540 (3)	Uttara Kannada, Shimoga
			Sita-Swarna	4,344 (2)	and Dakshina Kannada.
4.	Godavari	4,405 (2)	Karanja	4,405 (2)	Bidar
5.	Palar	2,826 (1)		2,826 (1)	Kolar
6.	Uttara Pinakini (Pennar)	7,146 (1)		7,146 (4)	Bangalore, Kolar and Tumkur
7.	Dakshina Pinakini (Ponnaiyar)	3,638 (2)		3,638 (2)	Bangalore, Kolar
	Total	1,91,791 (100)		1,91,791 (100)	

* Figures in brackets indicate area as percentage to the total area.

Add to Part I, Page 39, after Ist para:

Coverage of each sub-basins of the Krishna and the Cauvery

I. CAUVERY BASIN

C1.	Upper Cauvery	Entire catchment of the Cauvery and of all its tributaries above Krishnarajasagar dam.
C2.	Kabini	Entire catchment of the Kabini.
C3.	Suvarnavathi	Entire catchment of the Suvarnavathi.
C4.	Shimsha	Entire catchment of the Shimsha.
C5.	Arkavathi	Entire catchment of the Arkavathi plus the direct catchment of the Cauvery on its left, east of C4.
C6.	Middle Cauvery	Direct catchment of the Cauvery on both sides of the river between Krishnarajasagar dam and the beginning of the common border between Karnataka and Tamil Nadu, including the sub-catchment of the Lokapavani.
C7.	Palar	Entire catchment of the Uduthorchalla and of the Palar plus the direct catchment of the Cauvery on the right bank, east of the Palar catchment upto Mettur Dam.
C8.	Chinnar	Direct catchment of the Cauvery on the left bank between the beginning of the common border between Karnataka and Tamil Nadu and Mettur Dam including sub-catchments of the Doddahalla, the Chinnar and the Thoppair.

II. KRISHNA BASIN

K1.	Upper Krishna	The river Krishna from source to the confluence of the Dudhganga; the sub-basin includes the catchment area of the river Krishna and all its tributaries which fall in to the Krishna in this reach upto and including the Dudhganga.
K2.	Middle Krishna	The river Krishna, from its confluence with the Dudhganga to its confluence with the Bhima; the sub-basin includes the direct catchment of the Krishna in this reach as well as of all its tributaries out falling in this reach, except the Ghataprabha and the Malaprabha (K3 and K4 below).
K3.	Ghataprabha	The entire catchment of the Ghataprabha from source to its confluence with the Krishna, including the catchment areas of the Hiranyakeshi, the Markandeya and other tributaries of the Ghataprabha.
K4.	Malaprabha	The river Malaprabha from its source to its confluence with the Krishna; the sub-basin includes the entire catchment area of the Malaprabha and of all its tributaries.
K5.	Upper Bhima	The river Bhima, from its source to its confluence with the Sina; the sub-basin includes the catchment area of the Bhima in this reach as well as of all its tributaries which fall in to it including the Sina.
K5.	Lower Bhima	The lower part of the river Bhima from its confluence with the Bhima; the sub-basin includes the direct catchment of the Krishna in this reach and all of its tributaries which fall into it except the area covered by sub basins K8 and K9.
K8.	Tungabhadra	This sub-basin includes the entire catchment of the Tungabhadra and of all its tributaries, except that of the Vedavathi (K9).
K9.	Vedavathi	The river Vedavathi, from source to its outfall into the Tungabhadra; the sub-basin includes the catchment area of the Vedavathi (also called Hagari in its upper reach) and all its tributaries.

III. GODAVARI BASIN

Manjra Sub-basin	This basin includes the entire catchment of the Manjra from its source to its confluence with the Godavari including the catchment area of Manar and other tributaries of Manjra.

Add to Part I Page 55: List of Rivers and Streams:

I. Godavari Basin:

1. Manjra sub-basin include 12. Bhangurnala 13. Karcembadnala 14. Chitaguppinala.

II. Krishna Basin

I. Bhima sub-basin (upper and lower) Exclude No.7 Almel

Add to Part I Page 56:

II. Krishna Basin

III. Malaprabha sub-basin include 21. Gajendragadnala 22. Guledgudnala.

IV. Krishna sub-basin (upper, middle and lower) include 20. Hanumadoddinala 21. Ramadurganala 22. Yerndinala 23. Golepallinala

Add to Part I Page 57:

II. Cauvery sub-basin (middle) (read) (12) Madaput as Madapur and (33) Hebbahalla.

Add to Part I, Page 59:

V. West flowing rivers: include (55) Pandrinadi (56) Naginadi (57)Doginala

CLIMATE

Add to Part I, Page 61, after 3rd para:

For meteorological purposes, the State has been divided into three sub-divisions, viz (a) Coastal Karnataka consisting of Dakshina Kannada and Uttara Kannada districts, (b) North Interior Karnataka consisting of Belgaum, Bidar, Bijapur, Dharwad, Gulbarga and Raichur districts, and (c) South Interior Karnataka consisting of the districts of Bangalore Rural, Bangalore, Bellary, Chikmagalur, Chitradurga, Kodagu, Hassan, Kolar, Mysore, Mandya, Shimoga and Tumkur.

As per Koppen's classification, the State is covered by three main climatic types. The tropical monsoon climate covers the entire coastal belt and adjoining areas. The climate of this region is not with excessive rainfall during the monsoon season. Outside the coastal belt, the southern half of the State experiences hot, seasonally dry tropical savana climate while most of the northern half experiences hot, semi-arid, tropical steppe type of climate.

According to Thornthwaite's classification, the Coastal and Malnad regions are per-humid (moisture index 100% and above) and most of the Interior Karnataka semi-arid (moisture index of minus 66.7 to minus 33.3%) with moist sub-humid and dry sub-humid (moisture index of minus 33.3 to plus 20%) zones in between. The arid zone in the State is confined to east of Bellary district, most of Raichur district, east of Chitradurga district and the adjoining Pavagada taluk of Tumkur district with an additional small area in Bijapur

and adjoining north-east Belgaum district. Very dry areas with moisture indices of less than minus 60%, occur in Chitradurga, Bellary, Raichur and Bijapur districts, west and south Gulbarga district and north Tumkur district. Semi-arid regions with moisture indices of less than 50% occur in Bidar district in the north and the Bangalore district and adjoining areas of Tumkur and Mysore districts in the south. The sub-humid zone in the State exists as a narrow belt east of Western Ghats from Belgaum in the north to the west of Heggadadevanakote taluk of Mysore district in the south. Adjoining this in the west is a narrow strip of humid and a wider strip of per-humid zones. While the whole of Dakshina Kannada district falls in the per-humid, Belgaum, Shimoga, Chikmagalur and Hassan have all the climatic zones ranging from semi-arid to per humid. Belgaum has a small arid area also. About 77% of the total geographical area of the State covering Interior Karnataka, is arid or semi-arid with the State contributing 15% of the total semi-arid and three per cent of the total arid areas of the Country.

Rainfall Patterns

Add to Part I Page 69, after II para:

A detailed analysis of rainfall patterns in the State has been made (Krishnan, 1984) using the data for the period 1901 to 1980 and the results are summarised as follows:

Karnataka State receives 80% of the annual rainfall in the south-west monsoon period, 12% in the post-monsoon period, 7% in the summer and only one percent in winter. In the south-west monsoon period, the coastal region, on the windward side of the ghats, receives heavy orographic rainfall amounting to 3,350 mm annually, the northern coastal region getting slightly less rainfall than the southern coastal region. There is a rapid decrease in rainfall as the ghats are crossed, the average rainfall on the leeside being only 600-700 mm. The retreating or north-east monsoon current affects the eastern part of south Interior Karnataka and accounts for 30% of annual rainfall in this region, during the period October to December. The rainfall increases over and near the Western Ghats but decreases towards the West Coast.

There are two major rainfall deficit areas in the State with 500-600 mm of rainfall, both in north Interior Karnataka, one covering Bijapur, east Belgaum, north-east Dharwad and the west Raichur districts and the other east Bellary and Chitradurga district and a small portion of Tumkur district, the region with lowest rainfall of less than 500mm is around Challakere in Chitradurga district. Rainfall generally increases north and south of these deficit regions.

To the west, as the Western Ghats are approached, there is a sharp increase in rainfall, the annual rainfall in the sub-humid transitional zone being 700-1000mm., the increase continues westward to the humid to per humid *malnad* region, where the annual rainfall generally lies in the range 1,000 to 3,800mm. There are also some orographically favourable locations, where extremely heavy rainfall is recorded, such as Agumbe(8,276mm) in Thirthahally taluk of Shimoga district and Bhagamandala(6,032mm), Pulingoth(5,941mm) and Makutta(5,054mm) in the Kodagu district. The per-humid coastal zone of Dakshina Kannada and the western half of Uttara Kannada also receive more than 3,000 mm rainfall in the year. Two areas receive more than 4,000 mm rainfall, one around Karkala, Belthangady, Puttur and Bantwal and the other around Baindur. the heaviest for any plain station in India. The Karnataka coastal zone receives heaviest rainfall than any other part of the West Coast due to the large convergence in the monsoon westerlies that occur over this area and the fact that the Western Ghats are closest to the coast in this region.

Extreme Values of Annual Rainfall

A study of the heaviest rainfall, recorded in a year during the period 1901-1980 shows that at all stations in the arid and semi-arid regions of the State, annual rainfall exceeding 1,000 mm was recorded except in a few places such as Bellary, Kushtagi, Yelburga, Koppal, Hadagali, Gokak, Mundargi and Challakere taluks. Annual rainfall amounts exceeded 1,500 mm in the sub-humid areas of the transitional zone and at isolated locations around Jewargi and Yadgiri in Gulbarga district, Kollegal and Gundlupet in Mysore district and Nelamangala, Magadi and Ramanagaram in Bangalore Rural district. In the Malnad region, the highest recorded rainfall ranges from 2,000 to 6,000 mm. In the Western areas of Malnad from Yellapur to Madikeri, the highest recorded rain ranges from 5,469 to 5,929mm. In Uttara Kannada district except at Bhatkal and all the stations in Dakshina Kannada district, recorded extreme rainfall is more than 6,000 mm. The highest rainfall data recorded during 1901-1980 are 7,495mm in Baindur and 7,155 mm in Puttur. Stations in the Malnad region which receive extraordinarily heavy rainfall due to orography, such as Agumbe and Bhagamandala were not included in the above analysis.

A study of the lowest annual rainfall amounts recorded, shows that less than 200mm of rainfall was recorded in the very dry areas of Challakere, Pavagada, Mundargi and Bellary and in small area covering Jamkhandi, Biligi and Mudhol in Bijapur district. The lowest annual rainfall amounts recorded in the semi-arid zone lie within 200-400 mm except in some taluks in Bangalore Rural district and in the Bidar and Shahpur taluks. The minimum values exceeded 400 mm in the sub-humid transitional as well. Even in east Malnad

region minimum values less than 1,000 mm have been recorded. They exceed 2,000 mm in the region at places like Thirthahalli, Sringeri and Madikeri and the ghat regions to their West. In the coastal region, the minimum values exceed 2,000 mm in areas south of Kumta. In Belthangady and Karkala the minimum annual rainfall amounts of 3,310 mm and 3,079 mm recorded are the highest for the State. Special stations like Agumbe, Bhagamandala etc., were not included in the analysis.

Rainfall intensities are low in the semi-arid regions and less than 140 mm in the central Dharwad district, a strip covering Chikmagalur, Kadur, Arsikere, Sira, Hiriyur and Pavagada, northwest of Mysore district and adjoining Mandya district. Daily rainfall intensities range from 180 to 240 mm in north Bijapur, north Gulbarga and Bidar district. Similarly south Mysore, south Tumkur and the adjoining parts of Mandya district, south Bangalore and south Kolar district have higher rainfall intensities ranging from 180 to 250 mm. In Chitradurga district, Harihara, Chitradurga, Challakere and Molkalmuru as well as in Sirguppa in Bellary district, the daily rainfall intensities vary from 180 to 200 mm. In east Malnad region, it ranges from 200-330 mm, while in the West Malnad and the per-humid coastal regions, rainfall intensities (heaviest rainfall) recorded so far in 24 hours, are at Bhagamandala (842mm, 1924 July 25), Agumbe(563 mm, 1922 July 23) and Kumta 580 mm, (1966 July 30).

Districtwise monthly, seasonal and annual normal rainfall (mm) based on data from 1901-1970 for taluk headquarter stations are given in table no 1.5, Normal and annual average rainfall data (in mm) by districts for the period from 1971-1991 are given in table no. 1.6

FAUNA

Add to part I, Page 99 after IInd para:

Karnataka is one of the five major States that share the biological wealth of Western Ghats. About 50 percent of the amphibian fauna of the Western Ghats are known from Karnataka alone. There are 58 species of amphibians reported from the State. Karnataka as a State stands next only to Kerala in its wealth of amphibian species. The Malabar torrent toad (*Ansonia ornata*) is restricted to the forests of Kodagu and Dakshina Kannada and it has not been discovered elsewhere in the past 100 years. The tadpoles of this colourful toad are found in clear, torrential streams clinging to the slimy rocks against the water current. The frog species namely *Micrixalus saxicola* is common in a few streams in the hills of Chikmagalur and Dakshina Kannada. This species was first known from Kerala and no where considered common. Frogs

in the genera *Ranixalus, Nannobatrachus* and *Nictibatrachus* are endemic to the Western Ghats. *Ranixalus gundia* is exclusive to Karnataka. *Nannobatrachus kempholeyensis* is known only from Hassan. Out of the eight species (of *Nictibatrachus* genera) discovered so far five occur in Karnataka *Nictibatrachus humayuni* was reported from Uttara Kannada-Goa forests.

A list of amphibians known from Karnataka are given here:

(1) Bufonidae family:i) *Ansonia* genera - *Ansonia ornata*; ii) Bufo genera - *Bufo brevirostrix, B.fergusoni, B.hololius, B.melanostictos, B.microtymbanum, B.parietalis* and *B.stomaticus.*

(2) Microhylidae Family: i)*Kaloula* genera - *Kalouia pulchra* ii)*Microhyla* genera - *Microhyla pulchra, M. ornata*; iii) *Ramanella* genera - *Ramanella minor, R.mormorata* and *R.triangularis* and *R.variegata*; iv)*Uperodon* genera - *Uperidon globulosum, U.systema*

3) Ranidae Family: i)*Micrixalus genera - Micrixalus saxicola,* ii)*Nannobatrachus* genera - *Nannobatrachus kempholeyensis*, iii) *Nictibatrachus* genera - *Nictibatrachus aliciae, N.humayuni, N.major, N.sanctipalustris* and *N.sylvaticus*, iv)*Rana* genera: *Rana aurantiaca(bhagmandlensis), R.beddomi, R.curtipes, R.cyanophlyctis, R. hexadactyla, R.intermedius, R.leithii, R.keralensis(verrucosa) R.limnocharis, R. malabarica, R.sauriceps, R. temporalis, R.tenuilingula and R.tigerina*, v) *Ranixalus* genera - *Ranixalus gundia*, vi)*Tomopterna* genera - *Temopterna breviceps, T.debsonii* and *T.leucorhynchus.*

(4) Rhacophoridae family: i)*Philautus* genera - *Pilautus charius, P.erni, P.elegans P. femoralis, P.hassanensis, P. Kottigeharensis, P. longierus, P. melanensis, P.montanus, P.narainensis, P. swamianus and P. temporalis*; ii) *Polypedates* genera - *Polypedates maculatus and P. caruciger*; iii) *Rhacophorus* genera - *Rhacophorus malabaricus.*

(5) Icythyophidae family; i)*Ichthyophis* genera - *Ichthyophis beddomi.*

Source: Karnataka state Environment Report V p-79-85.

FLORA

Add to Part I page 69, after II para:

Coastal Vegetation

Coastal Vegetation constitute a distinct soil vegetation type and it is categorised into two subtypes *viz.*, Estuarine border land vegetation and Strand vegetation.

Estuarine Border Land Vegetation: This sub-type is characterized by mangrove formations, chiefly influenced by estuarine setting. Mangroves are the salt tolerant coastal plants found in the vicinity of intertidal and brackish water habitats. They occupy the interfaces between the sea and land. Mangroves help in preventing various kinds of levels of losses from floods and erosion of economically important agricultural fields, garden lands and estuarine shores. They support the growth of most useful marine algae species and naturally supports other rich marine Flora and Fauna. Presence of Mangroves also stabilizes the shores and breaks to a large extent the erosive ferocity of winds and tidal wave action.

Mangroves in Karnataka, are fringing type, found in the inter tidal region along with estuaries, backwater, islands and other protected areas. The present estimates of existing and prospective mangroves in Dakshina Kannada district are approximately 5,000 hectares and Uttara Kannada about 3,000 hectares. The principal estuaries of the sea board are Netravathi Gurpur estuary, Mulki-Pavanje estuary, Udyavara Pangala estuary, Swarna-Sita-Kodi estuary, Chakra Haladi-Kollur estuary, Baindur Hole estuary, and the Shiroor hole estuary of the Dakshina Kannada district. The tidal rivers of the Uttara Kannada district are Kalinadi, Bedthi or Gangavali, Aghanashini or the Tadri, Sharavathi, Venkatapur, and the tidal rivulets are the Belekeri, Ankola, Gorgadde halla and the Bhatkal or Sharabi.

The main assoies or associations of mangroves are as follows : (a) *Rhizophora mucronata* consocies : This habitat is inundated for less than four in every 12 hours by the average tides. The area is a narrow strip parallel to flowing river or to lagoon banks. *Rhizopora mucronata* grows to a height of upto 25 metres with multiple branches spreading over the area and produces elaborate network of interlocking stilt roots; (b) *Rhizophora-Bruguiera* association: with the process of reduced accretion due to occasional inundation with above average high tides, there is a change in the Flora into *Rhizophora-Bruguiera* association. Much of the lagoon banks and around the estuarine islands, particularly raised reliefs are encountered with this association. The individual trees are straight and attain a good height and show dense crown of leaves on the branches. *Bruguiera,* being a shade tolerant, grows quite well between and below the crown shadow of *Rhizophora.* On slightly higher relief, the fern *Acrostichum aureum*, the scrubby *Acanthus ilicifolius* and *Clerodendron inerme* occur sporadically; (c) *Avicennia marina* consocies : on the banks of tidal rivers near the sea where clay is dominant, *Avicennia marina* is found in abundance. They have not attained a good tree height in the estuarine complex of the State coast. They are very much stunted and gnarled apparently due

to constant collection of leaves as fodder; (d) *Avicennia-Sonneratia* association : this association is not uncommon on sandy clay relief. Both the plants are in good formation, and they are being axed for fuel by the local people. Although large trees of *Avincennia alba* are there, no generation was observed. However the tangled undergrowth of *Clerodendron inerme, Acanthus ilifolius* and *Acrostichum aureum* are found in profusion; (e) *Kandelia-Excoecaria* association: as the salinity level of the stream is reduced and the land raise slowly *Kandelia* formation is a common sight; similarly *Excoacaria* assumes local dominance on the banks to the exclusion of the tree forms of *Kandelia*. Along the banks, especially in the side channels there are smaller trees composed of *Cerbia, Sonnerata* and *Morinda*. The only climber on the Mangrove taxa lining the tidal river banks is *Derris trifoliata*; (f) *Aegiceras-Excoecaria* association: this association is very common towards the landward margin of the estuarine banks. Low lying island reliefs are often covered with *Canthus illifolius* formation almost to the exclusion of other Mangrove taxa; (g) *Acrostichum-Acanthus* association: the chief component of the secondary formation is that of *Acrostichum aureum* often mixed up with *Acanthus ilifolius* or *Clerodendron inerme*.

Mangroves in Karnataka coast grow well on silty and clayey muds or mixtures of these soils. The fringing mangroves type is the dominant and stable type along the estuarine bank of the State and their discontinuity is due to the large scale wood cutting or reclamation for agricultural operations. In Karnataka the estuarine banks are divisible into three zones in respect to tidal levels. The first zone is an acquatic marginal area of the down slope more or less exposed under low tide. This zone is very limited in breadth, more or less free from plants except the saline grass, *Porteresia coractata*. The absence of *Aeluropus lagopoides* a saline grass along the Karnataka coastal settings is very common. The next zone is inter-tidal zone covered with the assemblage of a few tidal mangroves. This zone has limited width, mostly due to alogenic causes and the result is the formation of linear pattern of mangrove formation mostly represented by *Rhizopora mucronata*. If a width is considerable then other mangroves like *Ceriops decandra, Bruguiera gymnorrhiza* and *Bruguiera cylindrica* are also seen. The width of this zone is limited due to heavy agricultural operations up to the landward margin of this zone. This zone is succeeded by Supra tidal zone. The presence of this zone is rather a rare feature in the State's coast due to the prevailing agricultural operations. However in certain places where they are present, they are found occupied by shrubby *Acanthus ilifolius, Clerodendron or Excoecaria agallocha* almost to the exclusion of Euman groves. Apart from the fringing mangroves along the banks, there are certain mangrove formations confined to distinct topographical situations, such as mid-stream estuarine islands, mud-flats and depressions or basins of shallow relief where zonal pattern of plants can be seen. Any change in the depth and the quality of water regime specially in low lying relief, leads to change in the assemblage of mangrove taxa.

Strand Vegetation: Strand vegetation or Beach vegetation is one of interesting formations of many coastal areas. The term strand is used in the sense that strip of land close to the shore and its inland sand ridges dunes. The climate of the beach areas from Mangalore to Karwar are categorised under sub-humid category. The strand vegetation is very much influenced primarily by the environmental factors such as tides, tidal action and salt spray or salinity. Along the beaches there are distinct coastal plants when compared to adjacent sub-coastal inland Flora. The growth of a few plants showing fidelity to the marine strand such *Ipomoea pes-capracea, Canavalia rosea, Spinifex littoreus, Hydrophylax maritima, Launaea sarmentosa, Cyperus peduoculatus, Scaevola sericea, Scaevola plumerii* and *Flagellaria indica* could be considered as unique to this habitat. They as a group are designated as 'psammophytes'. The strand flora is considerably disturbed and altered to a greater extent. However there are good number of patches composed of creepers like *Ipomoea pes-caprae* associes or *Ipomoea-Canavalia* association or *Ipomoea-Launaea* association of *Cyperus-pedunculatus* associes or *Cyperus-Launaea* association or *Cyperus-Hydrophyla -Cyperus* association or associes of *Crotalaria nana* or *Euphorbia atoto* or *Scaveola serices*. Towards the landward area of the beaches there are shrubs or trees composed of *Calophyllum inophyllum, Clerodendrum inerne, Morinda citrifolia, Pandanus odoratissmus, Premna serratifolia, Scaveola serices* and *Thespesia populnea*. The most conspicuous *Salvadora persica* formation found only around coconut island(St. Mary Islands) near Udupi along the backshore and also in a few patches along the Aghanashini riverine bank in the vicinity of Sanikatta, (Uttara Kannada). The sandy relief with excess of salinity are almost absent along the Karnataka coast. This has resulted in the absence of 'Euhaline' zone with its representative like *Salicormia, atriplex, Arthocenemum, Suaeda* etc.

In undisturbed landward margins of the beaches, a few tree forms like *Borassus flabellifer, Calophyllum inophyllum Heritiera littoralis, Hibiscus tiliaceus, Morinda citrifolia, Pandanus odoratissimus, Pongamia glabra, Terminala catappa* and *Thespesia populnea* are observed in groups of three to five on an average. Beyond this sandy relief, there are extensive cultivation of coconut, cashewnut and other commercial crops. Along the Karnataka coast, strand coral is not present. Strand rock mostly in the form of thrownout boulders covered with marine algae is the dominant feature of all the beaches and it is restricted at few places.

Add to Part I, page 122, before Forest:

List of all endangered species of Karnataka State

Name of species	*Family*	*District where the species are available.*
I. Apparently Extinct species:		
1. Ceropegia fantastica Sedgw.	Asclepia	U. Kannada
2. Begonia canarana Miq.	Bigoniaceae	D. Kannada
3. Hubbardia heptaneuron Bor.	Poaceae	U. Kannada
4. Madhuca insignis (Radik) J.J. Smith	Saptotaceae	D. Kannada
5. Uphiorhiza burnonis	Rubiaceae	No collection after 1916-known from Kerala and Karnataka.
6. Salacia malabarica Samble	Asteraceae	No collection after 1916 - known from Kerala and Karnataka.
II. Endanged Species:		
1. Euonymus anulatus Wight.	Celastraceae	Kodagu
2. Crotalaria Sandoorehsis Bedd. ex Gamble	Fabaceae	Bellary
3. Iphigenia sahyadrica Ansari et Rolla	Liliceae	U.Kannada, Shimoga
III. Vulnerable Species:		
1. Aglaia talboti Raghavan		U. Kannada, Shimoga
2. Bullbophyllum elegantulum (Rodlk) J.J.Smith	Orchidaceae	Kodagu
3. Ceropegia fimbriifera	Asclepiadaceae	Known from T.N. and Karnataka
4. Cynometra burdillonii	Fabaceae	Dakshina Kannada, Hassan
5. Isonandra stockisii C.B. Clarke	Sapotaceae	Hassan
6. Neanotis prainiana (Talbot) Lewis	Rubiaceae	Hassan
7. Paracautleya bhatii R.M.Smith	Zingiberaceae	Dakshina Kannada
8. Tarenna agubensis	Rubiaceae	Chikmagalur, Hassan, Shimoga, D.Kannada.

continued on P.30

Table No. 1.5 Districtwise monthly, Seasonal & Annual Rainfall (MMs) Based on I.M.D. Data (1901-70) for Taluk Headquarters Stations.

Sl.No.	District	Taluks	Jan	Feb	Mar	Apr	May	Total(PM)	Jun	Jul	Aug	Sep	Total(SW)	Oct	Nov	Dec	Total (NE)	Annual
1.	Bangalore	3	4.7	7.7	7.5	41.9	115.9	177.7	68.9	99.4	122.7	148.7	439.6	168.2	64.3	16.9	249.4	866.8
2.	Bangalore Rural	8	4.3	6.0	8.1	42.1	107.4	167.8	68.2	84.0	111.9	151.2	415.3	157.5	62.6	13.4	233.5	816.6
3.	Kolar	11	6.9	5.8	9.0	33.4	80.3	135.4	61.0	80.8	100.1	145.4	387.3	135.8	68.6	16.8	221.2	743.9
4.	Tumkur	10	3.1	4.1	6.1	33.6	90.9	137.8	60.7	68.9	85.0	127.7	342.2	141.9	56.4	10.1	208.4	688.4
5.	Chitradurga	9	3.0	3.9	4.0	27.1	75.7	113.7	52.7	67.6	68.9	100.7	289.8	121.0	44.1	11.2	176.2	579.8
6.	Shimoga	9	1.7	2.2	10.4	42.9	86.7	143.9	253.8	558.3	293.3	121.7	1227.1	142.2	45.2	10.1	197.6	1568.6
BANGALORE DIVISION		50	4.0	4.6	7.6	35.9	89.2	141.2	95.8	163.6	129.5	130.7	519.5	140.9	56.3	12.7	210.0	870.7
7.	Mysore	11	3.8	5.2	12.0	66.0	139.1	226.1	58.7	82.5	73.0	92.9	307.1	155.7	66.4	15.5	237.7	770.9
8.	Mandya	7	2.8	5.3	7.9	50.2	123.0	189.1	43.9	44.8	64.2	111.5	264.5	169.5	62.0	14.7	246.2	699.9
9.	Hassan	8	3.5	4.3	8.0	59.3	109.4	184.6	118.2	250.3	138.8	97.6	604.9	161.3	65.1	15.3	241.7	1031.2
10.	Chikmagalur	7	3.1	3.5	9.2	55.3	101.9	172.9	300.4	671.7	382.1	160.0	1514.1	163.5	59.0	15.7	238.2	1925.2
11.	D.Kannada	8	4.3	2.2	8.4	43.5	171.2	229.6	983.3	1316.4	803.9	344.4	3448.0	244.6	88.1	18.9	351.5	4029.1
12.	Kodagu	3	5.0	5.6	14.7	73.5	146.7	245.5	486.0	938.3	529.3	218.9	2172.6	201.7	79.9	18.7	300.0	2718.2
MYSORE DIVISION		44	3.6	4.3	9.7	57.0	131.6	206.2	302.9	483.5	296.7	161.7	1244.8	179.4	69.1	16.2	264.8	1715.7
13.	Bellary	8	1.8	3.2	4.0	28.8	64.6	102.4	67.5	86.9	94.5	138.9	387.8	106.3	33.3	9.0	148.6	638.6
14.	Raichur	9	0.9	1.1	3.9	19.7	41.2	66.8	68.7	96.5	102.9	145.0	413.1	90.9	21.6	6.7	119.2	599.2
15.	Gulbarga	10	2.7	3.9	9.6	18.6	33.0	67.8	108.3	161.3	143.8	193.4	606.8	80.8	16.1	5.2	102.1	776.5
16.	Bidar	5	3.5	5.7	11.2	21.2	23.4	65.0	131.4	189.9	179.5	191.8	692.6	65.0	18.7	6.0	89.7	847.3
GULBARGA DIVISION		32	2.1	3.2	6.8	21.9	41.7	75.7	90.6	128.9	125.6	165.9	511.0	87.5	22.4	6.7	116.6	703.2
17.	Belgaum	10	2.0	1.5	7.6	32.9	65.2	109.2	103.7	205.1	122.3	109.7	540.8	111.3	38.3	8.8	158.3	808.3
18.	Bijapur	11	2.4	3.3	5.6	21.5	42.3	75.2	71.1	75.5	71.6	148.3	366.5	88.5	31.0	7.9	127.5	569.1
19.	U.Kannada	11	1.2	1.1	4.0	28.2	103.1	137.6	680.4	1005.9	554.3	248.4	2488.9	148.1	48.6	12.3	208.9	2835.5
20.	Dharwad	17	1.4	2.4	5.2	39.8	77.8	126.7	87.9	135.4	92.3	105.9	421.5	119.8	39.2	10.0	169.0	717.2
BELGAUM DIVISION		49	1.7	2.1	5.5	31.7	72.9	114.0	220.4	331.6	197.5	148.2	897.6	117.4	39.3	9.8	166.5	1178.1
STATE AVERAGE		175	2.9	3.6	7.4	37.5	86.6	138.0	181.8	284.7	189.9	149.8	806.2	134.3	48.6	11.7	194.5	1138.6

Source: Drought Monitoring cell, DST, Bangalore.

Note: MM=Milli Metres, PM = Pre Monsoon, SW= South West monsoon NE = North East monsoon.

Table No. 1.6 Normal and Actual Average Rainfall (mm) by Districts 1971-1991 (cont'd)

Division District	Normal Rainfall	1971	1972	1973	1974	1975	1976	1977	1978	1979	1980	1981
Bangalore Division												
1. Bangalore	867	991	948	1043	916	1375	674	1069	943	1050	739	940
2. Bangalore rural	817	.....	.....	.....	.....	.....	.....	N A	.....	.....	.....	.....
3. Chitradurga	580	512	616	533	615	790	275	697	595	611	615	604
4. Kolar	744	693	831	794	836	973	623	806	812	904	581	850
5. Shimoga	1569	1224	1224	1362	1239	1688	906	1319	1874	1479	2055	1481
6. Tumkur	688	686	822	754	793	1043	407	970	712	865	812	913
Belgaum Division												
7. Belgaum	808	668	652	788	891	1064	667	863	820	937	752	940
8. Bijapur	569	610	356	668	732	913	399	708	755	712	439	843
9. Dharwad	717	694	633	690	843	902	554	737	901	1028	921	703
10. Uttara Kannada	2835	2434	2224	2676	2978	3631	2575	2774	3121	2470	3095	2783
Gulbarga Division												
11. Bellary	639	476	448	732	706	916	337	625	714	620	521	727
12. Bidar	847	674	628	902	707	1341	843	631	1212	948	771	1033
13. Gulbarga	777	442	461	1042	1014	1102	977	967	1126	1019	788	1160
14. Raichur	599	565	442	632	979	1245	498	743	784	669	489	722
Mysore Division												
15. Chikmagalur	1925	1898	1754	1862	1754	2222	1536	1892	2395	2087	2618	1941
16. Dakshina Kannada	4029	4514	3583	3968	4467	5496	3530	4103	4880	3477	4339	4317
17. Hassan	1031	821	1133	1071	799	1167	693	1298	1218	1141	1176	957
18. Kodagu	2718	2468	2363	2560	2640	3165	2102	3094	3013	2654	3110	3026
19. Mandya	700	776	870	655	615	853	413	935	823	838	618	818
20. Mysore	771	906	980	775	635	882	552	1027	844	1008	733	932
Karnataka State	1139	1280	1220	1343	1407	1746	1067	1479	1563	1431	1509	1497

Source: Directorate of Economics and Statistics, Bangalore

Table No. 1.6 Normal and Actual Average Rainfall (mm) by Districts 1971-1991

Division District	Normal Rainfall	1982	1983	1984	1985	1986	1987	1988	1989	1990	1991
Bangalore Division											
1. Bangalore	867	549	869	692	519	924	715	853	576	557	1377
2. Bangalore rural	817		----------	N A	----------		889	923	569	570	1210
3. Chitradurga	580	544	514	576	409	658	609	684	494	492	706
4. Kolar	744	555	671	666	494	697	689	843	653	633	1027
5. Shimoga	1569	1750	1540	1402	1075	1526	1146	1370	1444	1445	1668
6. Tumkur	688	562	641	711	550	773	869	954	523	550	911
Belgaum Division											
7. Belgaum	808	764	773	635	536	597	658	786	598	596	959
8. Bijapur	569	568	544	498	421	518	758	618	493	490	645
9. Dharwad	717	801	675	643	496	735	754	748	500	500	902
10. Uttara Kannada	2835	3057	3147	2597	2327	2089	2432	3147	3213	3277	2764
Gulbarga Division											
11. Bellary	639	594	647	543	391	665	779	764	646	644	637
12. Bidar	847	912	1081	712	785	702	836	1089	1240	1181	678
13. Gulbarga	777	991	1426	830	666	784	795	1008	1016	982	657
14. Raichur	599	618	727	404	558	608	738	631	655	643	623
Mysore Division											
15. Chikmagalur	1925	1856	1841	1893	1524	1834	1295	1551	1825	1823	2004
16. Dakshina Kannada	4029	4309	4229	3515	2995	3368	2872	3595	4312	4296	4022
17. Hassan	1031	746	908	1202	635	979	881	794	688	686	1272
18. Kodagu	2718	2208	2422	3076	2332	2294	1780	2240	2361	2367	2626
19. Mandya	700	427	747	665	439	858	886	765	387	368	882
20. Mysore	771	522	798	737	579	707	858	848	441	436	901
Karnataka State	1139	1268	1363	1332	1050	1208	1042	1287	1046	1095	1252

Table No. 1.7 Mean Maximum and Minimum Temperature at selected observatories in Karnataka, 1975-1987 (cont'd)

Division / Distrct	Location of the Observatories	1975		1976		1977		1978		1979		1980		1981		1982		1983		1984		1985		1986		1987	
		Max	Min	Max	Min	Max	Min	Max	Min	Max	Min	Max	Min	Max	Min	Max	Min	Max	Min	Max	Min	Max	Min	Max	Min	Max	Min
Bangalore Division																											
1. Bangalore	1. Bangalore C.O.	28.6	18.6	29.2	18.6	29.0	18.8	28.6	19.0	29.3	19.4	29.6	19.0	29.3	18.4	29.7	19.0	30.3	19.4	28.9	18.8	29.6	18.9	29.4	19.1	29.9	19.5
	2. Bangalore HAL	29.2	17.6	29.8	17.4	29.5	18.0	29.3	18.1	29.8	18.2	29.8	17.7	28.9	18.0	29.3	18.3	29.7	18.5	28.5	18.0	29.3	18.2	29.2	18.6	NA	NA
	3. Yelahanka IAF	29.0	18.1	23.3	19.0	29.4	19.6	29.1	18.6	29.6	18.8	30.4	18.4	29.4	18.6	29.7	18.4	30.4	18.9	29.2	18.4	29.7	18.4	29.9	19.6	29.9	18.7
2. Chitradurga	1. Chitradurga	30.0	19.6	30.9	19.8	30.8	20.0	29.1	20.3	30.8	20.6	30.7	20.5	30.6	16.9	30.9	20.5	30.9	20.5	30.4	20.2	30.9	20.2	30.9	12.3	28.4	20.5
3. Kolar	1. K.G.F.	28.9	18.2	29.7	18.3	29.1	18.5	28.9	18.7	29.4	19.0	30.0	18.6	30.7	18.3	29.7	19.1	29.9	19.6	29.6	18.8	29.2	17.2	28.7	19.0	NA	NA
4. Shimoga	1. Agumbe	27.5	15.6	28.1	15.1	28.4	15.9	28.1	15.0	28.9	14.6	27.5	15.4	28.0	14.5	28.8	14.6	30.3	12.3	28.9	14.2	28.2	15.7	28.7	15.5	NA	NA
	2. Shimoga	30.5	19.7	30.9	20.4	30.7	19.8	30.2	19.8	30.9	20.5	30.8	19.8	28.4	19.8	NA	NA	30.7	22.2	30.1	NA	32.2	20.3	28.7	15.5	NA	NA
5. Tumkur	1. Tumkur	29.9	19.4	29.1	17.9	29.9	19.6	29.5	19.8	30.1	20.2	30.1	19.9	29.8	20.0	30.5	20.0	30.9	19.7	19.6	19.4	30.4	19.6	30.2	19.6	NA	NA
Belgaum Division																											
6. Belgaum	1. Belgaum City	30.3	18.2	31.1	18.8	30.6	18.9	30.0	18.8	30.0	18.8	30.8	18.9	30.8	17.8	30.2	20.6	30.7	19.1	30.1	19.0	30.8	18.7	30.8	19.1	NA	NA
	2. Sambre	29.2	18.5	29.8	18.5	29.7	18.6	29.4	18.7	29.8	18.9	30.2	18.8	29.8	18.5	29.3	18.7	30.4	18.3	30.1	18.6	30.3	18.9	30.4	18.6	30.4	16.8
7. Bijapur	1. Bijapur	32.3	20.1	33.2	20.7	32.9	20.9	32.5	20.9	33.0	21.3	33.0	21.3	32.4	20.7	33.0	21.0	33.2	20.6	33.1	20.8	36.2	20.8	33.7	20.5	NA	NA
8. Dharwad	1. Gadag	30.6	19.6	31.1	19.3	31.4	19.8	30.9	20.1	31.9	20.3	31.7	20.3	31.1	20.8	31.3	20.0	31.5	19.9	31.5	20.1	32.0	20.0	31.8	18.8	30.9	18.5
9. Uttar Karnada	1.Honnavar	30.8	22.7	31.5	23.5	32.4	23.4	31.1	23.1	31.2	23.5	31.3	23.3	31.5	23.2	30.6	23.1	31.3	22.9	31.8	23.5	31.8	23.2	31.7	23.6	NA	NA
	2. Karwar	31.0	22.0	31.9	21.8	32.3	22.8	30.3	22.7	30.7	22.8	31.0	23.0	30.9	22.4	30.4	22.4	31.0	22.2	31.4	22.9	31.5	22.4	31.5	23.1	NA	NA
	3. Shirali	NA	NA	NA	NA	NA	NA	NA	NA	31.3	23.5	25.7	21.4	31.2	23.6	31.2	23.7	31.6	24.1	32.0	23.3	32.4	23.5	32.4	23.2	NA	NA

Table No. 1.7 Mean Maximum and Minimum Temperature at selected observatories in Karnataka, 1975-1987

Division / Distrct	Location of the Observatories	1975		1976		1977		1978		1979		1980		1981		1982		1983		1984		1985		1986		1987	
		Max	Min	Max	Min	Max	Min	Max	Min	Max	Min	Max	Min	Max	Min	Max	Min	Max	Min	Max	Min	Max	Min	Max	Min	Max	Min
Gulbaraga Division																											
10. Bellary	1. Bellary	32.6	22.6	33.7	21.3	33.6	21.2	33.3	20.4	34.0	20.8	34.2	21.3	33.1	20.8	34.2	21.2	34.4	22.0	34.1	19.7	34.6	20.7	33.8	22.0	34.0	34.0
11. Bidar	1. Bidar M	30.5	20.4	38.4	19.1	31.3	21.0	30.7	20.6	31.6	21.7	31.5	21.3	30.9	20.8	31.1	21.1	30.9	20.7	31.8	20.7	31.9	20.6	32.2	20.9	NA	NA
	2. Bidar IAF	31.2	19.3	32.5	20.2	32.3	19.2	31.3	49.3	32.1	19.1	32.3	20.6	31.7	20.0	32.1	19.9	32.1	19.3	31.9	18.6	31.9	18.2	32.3	18.8	NA	NA
12. Gulbarga	1. Gulbarga	33.0	20.5	33.3	20.9	33.2	21.2	32.8	21.4	33.7	21.8	34.0	22.0	33.5	22.7	33.7	21.7	33.7	21.5	33.1	21.5	34.1	21.4	34.1	21.7	NA	NA
	2. Raichur	31.6	19.2	33.4	20.9	33.8	20.2	33.2	21.0	33.5	21.1	33.7	20.7	33.3	21.6	33.8	22.1	33.3	21.2	33.6	21.6	33.9	20.9	34.0	19.7	34.1	17.9
Mysore Division																											
13. Chikmagalur	1. Balehonnur	28.2	16.0	29.3	17.0	28.9	18.0	30.0	16.3	29.6	15.8	29.7	14.1	27.2	13.1	29.7	12.0	29.4	17.1	28.4	17.9	28.5	17.9	29.0	18.2	NA	NA
	2. Chikmagalur	27.0	17.3	27.7	17.6	27.5	18.0	27.1	17.8	27.9	18.0	27.6	17.8	20.1	12.8	28.6	18.0	28.7	17.8	28.2	17.4	28.2	16.9	28.3	17.6	NA	NA
14. Dakshina Kannada	1. Bajpe	30.8	22.5	31.4	22.8	31.4	23.2	31.1	22.9	31.8	23.3	31.6	23.0	31.7	25.0	38.2	22.9	31.5	22.8	31.6	23.2	31.7	23.1	31.6	23.4	NA	NA
	2. Mangalore IAF	30.5	24.4	30.9	23.9	31.5	23.9	31.3	23.3	31.4	24.3	31.2	23.7	30.2	23.9	Observation closed during 1982											
	3. Panambur MHP	30.4	23.0	31.1	22.5	31.0	23.6	30.7	23.2	31.2	23.6	31.2	23.3	30.8	22.9	30.6	21.9	30.8	22.4	31.0	23.3	31.0	22.9	30.9	23.2	NA	NA
15. Hassan	1. Hassan	27.3	16.1	28.7	15.0	28.6	13.4	28.3	15.5	29.3	15.6	NA	NA	36.6	17.4	26.7	14.9	27.0	16.1	28.0	18.2	28.8	18.1	28.6	18.4	28.8	17.9
16. Kodagu	1. Madikeri	25.0	16.5	29.1	16.4	25.6	17.5	26.7	17.5	25.6	17.0	24.8	17.2	23.1	16.2	25.7	17.1	26.0	17.3	25.1	16.7	25.8	15.5	24.4	15.8	24.0	14.5
17. Mandya	1. Mandya	30.7	21.3	31.0	18.4	30.6	19.4	30.3	19.8	NA	NA	30.7	19.2	30.7	17.0	31.1	16.5	32.2	17.0	31.0	18.2	31.7	19.3	25.2	15.9	NA	NA
18. Mysore	1. Mysore	27.5	18.6	27.8	15.4	29.9	19.7	29.5	19.5	29.5	19.2	29.4	19.1	29.6	20.7	30.2	19.1	27.8	19.0	29.5	18.7	30.1	19.1	30.0	19.0	30.3	18.2

Source: India Meteorological Department, Government of India, Bangalore

Name of species	*Family*	*District where the species are available.*
IV. Rare Species:		
1. Dalechampia stenologa Raghavan et Kulkarni	Euphorbiaceae	Chikmagalur.
2. Leucas angustissima Sedqw.	Lamiaceae	U.Kannada
3. Eria albiflora Rolfe	Orchidaceae	Hassan
4. Glyphochloa divergens (Hook) Clyton	Poaceae	Kodagu

FORESTS

Territorial Circles and the Divisions (From 8th May, 1992)

Add to page 126:

1)*Bangalore Circle, Bangalore*: i) Bangalore Urban Division, Bangalore, (ii)Bangalore Rural Division, Bangalore, (iii) Kolar Division, Kolar, (iv)Tumkur Division, Tumkur and (v)Chitradurga Division, Chitradurga.

2) *Belgaum Circle, Belgaum* : (i) Belgaum Division, Belgaum, (ii) Dharwad Division, Dharwad, (iii)Gadag Division, Gadag, (iv)Gokak Division, Gokak,and (v) Bagalkot Division, Bagalkot.

3) *Bellary Circle, Bellary* : (i) Bellary Division, Bellary, (ii) Bidar Division, Bidar, (iii) Gulbarga Division, Gulbarga and (iv) Raichur Division, Raichur.

4) *Canara Circle, Dharwad* : (i) Honnavar Division, Honnavar, (ii) Sirsi Division, Sirsi, (iii) Karwar Division, Karwar, (iv)Yellapur Division, Yellapur and (v) Haliyal Division, Haliyal.

5) *Kodagu Circle, Madikeri* :(i) Madikeri Division, Madikeri, (ii) Mangalore Division,Mangalore, (iii)Kundapur Division, Kundapur and (iv) Virajpet Division, Virajpet.

6) *Shimoga Circle, Shimoga* : (i)Sagar Division, Sagar, (ii)Shimoga Division, Shimoga, (iii)Koppa Division, Koppa, (iv) Bhadravathi Division, Bhadravathi and (v)Chikmagalur Division, Chikmagalur.

7) *Mysore Circle, Mysore* : (i) Mandya Division, Mandya, (ii) Kollegal

Add to Part I, Page 125 :

Table No. 1.8 Districtwise Forest Area vis-a-vis Geographical Area for 1990-91

Division	District	Geographical Area Sq.km	Forest Area Sq.km	%age of Forest area to geographical area	Population 1991 census	Per capita land area in ha	Per capita Forest area in ha
Bangalore Division	1. Bangalore	2,190	73.64	3.36	48,39,162	0.05	0.002
	2. Bangalore Rural	5,815	1,094.38	18.82	16,73,194	0.35	0.07
	3. Kolar	8,223	1,039.41	12.64	22,16,889	0.37	0.05
	4. Tumkur	10,598	865.17	8.16	23,05,819	0.46	0.04
	5. Chitradurga	10,852	1,562.29	14.40	21,80,443	0.50	0.07
	6. Shimoga	10,553	3,270.16	30.99	19,09,663	0.56	0.17
	Division Total	48,231	7,905.05	16.39	1,51,25,170	0.32	0.05
Mysore Division	7. Mysore	11,954	4,129.62	34.55	31,65,018	0.38	0.13
	8. Mandya	4,961	271.81	5.48	16,44,374	0.30	0.02
	9. Hassan	6,814	541.07	7.90	15,69,684	0.44	0.03
	10. Chikmagalur	7,201	2,179.08	30.26	10,17,283	0.71	0.21
	11. D.Kannada	8,441	5,182.30	61.39	26,94,264	0.31	0.19
	12. Kodagu	4,102	1,259.52	30.71	4,88,455	0.85	0.26
	Division Total	43,473	13,563.40	31.20	1,05,79,078	0.41	0.13
Gulbarga Division	13. Bellary	9,885	1,743.53	17.64	18,90,092	0.52	0.09
	14. Raichur	14,017	1,090.03	7.78	23,09,887	0.61	0.05
	15. Gulbarga	16,224	1,137.85	7.01	25,82,169	0.63	0.04
	16. Bidar	5,448	482.31	8.85	12,55,799	0.44	0.04
	Division Total	45,574	4,453.72	9.77	80,37,947	0.57	0.06
Belgaum Division	17. Belgaum	13,415	2,245.67	16.74	35,83,606	0.38	0.06
	18. Bijapur	17,069	827.58	4.85	29,27,990	0.59	0.03
	19. U.Kannada	10,291	8,291.51	80.57	12,20,260	0.84	0.68
	20. Dharwad	13,738	1,436.73	10.46	35,03,150	0.39	0.04
	Division Total	54,513	12,801.49	23.48	1,12,35,006	0.49	0.11
	State Total	1,91,791	38,723.54	20.19	4,49,77,201	0.43	0.09

Source: 1) Annual Report, Forest Dept. 1990-91, Page-27 Table I: 2) Final population totals, census of India, 1991, series II, Karnataka.

Division,Kollegal. (iii) Mysore Division, Mysore, (iv) Hassan Division, Hassan and (v) Mysore West Division, Hunsur.

Social Forestry Circles and Divisions (from 8th May 1992)

1) *Bangalore Circle, Bangalore* :(i) Bangalore S.F.Division, Bangalore, (ii) Kolar S.F.Division, Kolar, (iii) Tumkur S.F.Division, Tumkur, (iv)Mandya S.F.Division, Mandya, (v)Mysore S.F.Division, Mysore and (vi)Chitradurga S.F.Division, Chitradurga.

2) *Dharwad Circle, Dharwad* : (i) Dharwad S.F.Division, Dharwad, (ii) Uttara Kannada S.F.Division, Uttara Kannada, (iii) Belgaum S.F.Division, Belgaum and (iv) Bijapur S.F.Division, Bijapur.

3) *Hassan Circle, Hassan* : (i)Hassan S.F.Division, Hassan,(ii)Kodagu S.F.Division, Kodagu, (iii) Dakshina Kannada S.F.Division, Mangalore, (iv) Shimoga S.F.Division, Shimoga and (v) Chikmagalur S.F.Division, Chikmagalur.

4) *Gulbarga Circle, Gulbarga* : (i) Bidar S.F.Division, Bidar, (ii) Gulbarga S.F.Division, Gulbarga, (iii) Raichur S.F.Division, Raichur and (iv) Bellary S.F.Division, Bellary.

Wildlife Circles and Divisions (from 8th May 1992)

1. *Mysore Circle, Mysore* : (i) Hunsur W.L.Division, Hunsur, (ii) Project Tiger Division, Gundlupet, (iii) Chamrajnagar W.L.Division, Chamarajnagar and (iv) Cauvery W.L.Division, Kanakapura.

2) *Shimoga Circle, Shimoga* : (i) Bhadra W.L.Division, Chikmagalur, (ii) Kudremukh W.L.Division, Karkala, (iii) Dandeli W.L.Division, Dandeli and (iv)Shimoga W.L.Division, Shimoga.

Karnataka Social Forestry Project

Karnataka Social Forestry Project (World Bank Aided) is being implemented since 1983-84 with the total outlay of Rs. 53.25 crores, out of which 47.7% is from World Bank, 40.6% is from Overseas Development Administration of Britain and 11.7% is from the State and Central Governments. The Scheme was extended upto the end of 1991-92 and the State Government has provided funds for the year 1992-93. The main objectives of the scheme are as follows: to provide fuel wood, small timber, fodder and bamboos for cottage Industries and distribution of seedlings at free of cost to raise plantations in private holdings. To implement the extension programmes satisfactorily, motivators have been appointed. To train the personnel engaged in Social Forestry work, training centres at Thattihalla in Uttara Kannada and at Kadugodi in Bangalore have been started. The districtwise plantations raised under Social

Table No. 1.9 District wise Forest area by Legal Status 1990-91 in sq. kms.

Division	*District*	*Reserved*	*Protected*	*Unclassed*	*Village*	*Private*	*Total*
	Bangalore	45.86	27.78	-	-	-	73.64
	Bangalore Rural	1,078.11	8.27	-	8.00	-	1,094.38
	Kolar	877.93	43.31	61.56	56.61	-	1,039.41
	Tumkur	775.58	21.21	59.70	-	8.68	865.17
	Chitradurga	958.30	5.05	593.60	5.74	-	1,562.29
	Shimoga	1,945.72	1,298.28	21.57	13.57	-	3,270.16
Bangalore Division	Total	5,681.50	1,403.90	736.43	83.94	8.68	7,905.05
	Mysore	3,875.59	3.17	250.86	-	-	4,129.62
	Mandya	137.19	6.06	123.56	-	-	271.81
	Hassan	448.71	-	86.95	5.41	-	541.07
	Chikmagalur	1,431.72	184.32	555.29	7.75	-	2,179.08
	D. Kannada	2,121.43	1,563.62	1,408.64	-	88.61	5,182.30
	Kodagu	1,136.46	27.14	95.92	-	-	1,259.52
Mysore Division	Total	9,151.10	1,784.31	2,426.22	13.16	88.61	13,563.40
	Bellary	1,236.21	-	477.59	-	29.71	1,743.53
	Raichur	251.74	93.40	744.89		-	1,090.03
	Gulbarga	345.64	-	785.61	6.60	-	1,137.85
	Bidar	63.35	90.89	328.07	-	-	482.31
Gulbarga Division	Total	1,896.94	184.29	2,336.16	6.60	29.73	4,453.72
	Belgaum	2,057.42	11.78	52.94	-	123.43	2,245.57
	Bijapur	824.19	0.11	3.28	-	-	827.58
	U.Kannada	7,727.84	547.77	-	20.90	-	8,291.51
	Dharwad	1,271.54	14.01	93.21	-	57.97	1,436.73
Belgaum Division	Total	11,880.99	568.67	149.43	20.90	181.40	12,801.39
	State Total	28,610.53	3,932.17	5,748.24	124.20	308.42	38,723.56

Source : Annual Report of Forest Department - 1990-91

Forestry Programme from 1983-84 to 1987-88 (in ha) is given in Table No 1.12.

Survey and Demarcation

Table 1.10 Forest Area by Management, Legal Status and Type

(in thousand hectares)

Sl.No.	Particulars	1980-81	1984-85	1985-86	1986-87	1987-88	1988-89
1.	By Management (a to d)	3,838	3,865	3,865	3,865	3,865	3,865
	a. Forest Department	3,430	3,446	3,446	3,446	3,446	3,446
	b. Revenue Department	377	376	376	376	376	376
	c. Corporate Bodies	-	12	12	12	12	12
	d. Private	31	31	31	31	31	31
2.	By Legal Status (a to e)	3,838	3,865	3,865	3,865	3,865	3,865
	a. State/Reserve Forests	2,840	2,858	2,858	2,858	2,858	2,858
	b. Minor or Protected Forests	395	395	395	395	395	395
	c. Unclassified Forests	560	569	569	569	569	569
	d. Village Forests	12	12	12	12	12	12
	e. Private Forests	30	31	31	31	31	31
3.	By Type (a to f)	3,838	3,865	3,865	3,865	3,865	3,865
	a. Ever-Green Forests	580	580	580	580	580	580
	b. Semi-Evergreen Forests	-	-	-	-	-	-
	c. Moist Deciduous Forests	578	578	578	578	578	578
	d. Dry Deciduous Forests	727	727	727	727	727	727
	e. Shrub and Thorny Forests	818	818	818	818	818	818
	f. Others (Unforested)	1,135	1,162	1,162	1,162	1,162	1,162

Source : Statistical Abstract of Karnataka 1988-89

Table No. 1.11 Outturn of Forest Produce

Sl.No.	Type of product	Unit	1980-81	1984-85	1985-86	1986-87	1987-88	1988-89
1	2	3	4	5	6	7	8	9
A.	Major							
1.	Timber,							
	a) Rose Wood	Cubic metres	12,395	3,289	4,928	5,010	7,590	5,218
	b) Teak Wood	00' Cubic metres	731	128	114	122	165	93
	c) Other kinds of timber	000' Cubic metres	248	139	139	166	120	110
2.	Pulp Wood	- do -	303	172	208	234	183	142
3.	Plywood	00' Cubic metres	1,307	859	487	302	224	82
4.	Match Wood	Cubic metres	15,700	14,625	8,055	1,184	823	1,252
5.	Sawn Timber	- do -	10,805	3,166	2,,077	728	307	2,617
6.	Timber in round pole	00' Cubic metres	1,042	464	306	402	454	387

Sl.No.	Type of product	Unit	1980-81	1984-85	1985-86	1986-87	1987-88	1988-89
1	2	3	4	5	6	7	8	
7.	Fire Wood	000' Cubic metres	1,069	542	499	785	445	463
8.	Bamboo	00 tonnes	1,436	862	688	329	405	495
9.	Sandalwood	Tonnes	1,600	1,989	2,049	1,426	948	1,280
B.	Minor							
1.	Charcoal	Tonnes	6,792	461	453	-	-	-
2.	Cane	Tonnes	757	2,763	1,528	1967	906	1,821
3.	Rubber	Tonnes	1,660	2,258	2,618	2,221	2,482	3,732
4.	Cashewnuts	Tonnes	588	265	203	414	389	347
5.	Ivory	Kgs	602	85	125	420	119	128
6.	Honey	Tonnes	82	64	43	43	27	50
7.	Wax	Tonnes	5	6	11	39	9	18
8.	Barks	Tonnes	1,480	507	308	296	271	827
9.	Tamarind	Tonnes	653	1,099	873	737	1,427	750
10.	Oilseeds	Tonnes	556	7	522	304	783	654
11.	Oils (Eucalyptus & Rosha)	Kgs	269	670	7,548	3,536	154	100
12.	Seegekai	Tonnes	708	901	814	767	436	686
13.	Gums	Tonnes	12	42	121	18	28	11
14.	Spices	Tonnes	216	3	2	1	44	161
15.	Antavalakai	Tonnes	111	185	174	157	95	381
16.	Alamaddi (Dhoop)	Tonnes	208	53	327	22	79	68
17.	Seeds (Misc)	Tonnes	263	220	277	48	38	51
18.	Myrobalan	Tonnes	283	171	208	418	164	836
19.	Beedi Leaves	Tonnes	384	1,544	1,489	1,155	1,315	1,236
20.	Others	Tonnes	12,096	1,080	569	485	462	1,389

Source Statistical Abstract of Karnataka 1988-89

State Government has transferred 7,72,679 acres of C and D class land to the Forest Department by 31.1.1989, as can be seen from the Table No. 1.13.

A Government notification dated 7.6.1993 says that the Forest Department had developed and notified 67,000 ha, only and there has been a plan to further transfer 1.25 lakh ha, where plantations were raised, but not notified; another 2.58 ha, of C and D class lands are ordered to be transferred after this Government Order dated 7.6.1993.

Add to Part 1 Page 152, after 5th para:

The capital invested in the Karnataka State Forest Industries Corporation limited as on 31st Dec. 1992 amounted to Rs.115.53 lakhs. It has two subsidiary

Table No. 1.12 Districtwise Plantation raised under Social Forestry Programme for the Period from 1983-84 to 1987-88 (Area in ha)

Sl. No.	District	Gomal Lands	C&D Lands	Tank Foreshore	Bamboos	Farm Forestry	Total Plantations	Canal Banks	Road Side	Total Plant-ations (Km)
1.	Bangalore (R)	178	305	274	50	500	1,307	-	310	310
2.	Bangalore	16	40	43	10	11	120	-	45	45
3.	Belgaum	1,097	1,315	144	100	245	2,901	142	384	526
4.	Bellary	198	314	295	30	182	1,016	33	113	146
5.	Bidar	100	1,102	89	13	141	1,445	30	198	228
6.	Bijapur	397	1,060	181	78	121	1,837	189	267	456
7.	Chikmagalur	466	83	15	131	120	815	14	78	92
8.	Chitradurga	710	997	382	22	166	2,277	54	226	280
9.	Dakshina Kannada	164	80	0	83	89	416	-	166	166
10.	Dharwad	395	487	127	147	128	1,284	62	274	336
11	Gulbarga	365	356	114	8	153	1,006	55	199	154
12.	Hassan	1,033	607	150	98	168	2,056	49	160	209
13.	Kodagu	0	54	0	62	60	176	40	75	115
14.	Kolar	680	270	766	50	380	2,146	-	215	215
15.	Mandya	54	92	342	47	367	902	102	206	308
16.	Mysore	281	447	338	101	259	1,426	83	198	281
17.	Raichur	223	963	146	20	182	1,534	89	293	382
18.	Shimoga	119	188	108	141	118	674	46	159	205
19.	Tumkur	2,255	294	306	34	278	3,167	-	206	206
20.	Uttara Kannada	0	250	0	386	190	826	-	119	119
	State Total	8,728	9,304	3,820	1,611	3,868	27,331	988	3,891	4,879

Source: Karnataka Forest Department, Statistical, Brochure 1987.

Table No. 1.13 Statement showing the Government Waste Lands transferred to the Forest Department as on 31.1.1989 Area in acres

Sl.No.	Name of the District	Total availability of Govt Vacant Waste Lands	Total Area Surveyed & Categorised	Extent of C&D class lands available for transfer to Forest Department			C&D lands transferred from Revenue Dept to Forest Department		
				'C' Class	'D' Class	Total	'C' Class	D' Class	Total
1	2	3	4	5	6	7	8	9	10
Belgaum Division									
1.	Bijapur	3,249	3,249	75	1,592	1,667	36	136	172
2.	Dharwad	16,098	16,098	2,626	5,413	8,039	745	19,41	2,686
3.	Belgaum	8,375	8,375	8,70	4,016	4,886	497	30,22	3,519
4.	Uttara Kannada	13,791	13,791	3,017	739	3,756	747	525	1,272
Mysore Division									
5.	Mysore	425,323	96,123	20,127	5,575	25,702	11,441	1,894	13,335
6.	Mandya	213,207	74,741	26,605	17,518	44,123	27,658	13,992	41,650
7.	Hassan	330,113	99,785	27,981	13,806	41,787	21,097	15,503	36,600
8.	Chikmagalur	352,071	95,519	31,558	14,742	46,300	29,121	17,706	46,827
9.	Kodagu	78,783	78,783	37,310	647	37,957	25,474	13,273	38,747
10.	Dakshina Kannada	250,129	104,481	77,230	7,397	84,627	73,763	12,702	86,465
Bangalore Division									
11.	Bangalore	214,464	65,989	15,702	30,046	45,748	5,183	12,784	17,967
12.	Shimoga	477,295	108,469	65,961	5,821	71,782	66,658	5,372	72,030
13.	Tumkur	370,881	117,170	23,611	4,568	28,179	24,821	21,001	45,822
14.	Kolar	231,009	123,877	32,787	55,156	87,943	34,559	56,989	91,548
15.	Chitradurga	210,925	127,998	41,034	36,444	77,478	34,792	34,990	69,782
Gulbarga Division									
16.	Gulbarga	135,684	112,980	44,694	40,716	85,410	61,056	31,238	92,294
17.	Bellary	138,315	117,723	40,122	37,739	77,861	36,898	27,549	64,447
18.	Bidar	58,104	57,800	36,077	12,018	48,095	20,999	8,226	29,225
19.	Raichur	82,713	65,125	31,759	18,378	50,137	10,179	8,112	18,291
	State Total	3,610,528	1,488,076	559,146	312,331	871,477	485,724	286,955	772,679

Source: Statistical Brochure, Forest Department 1987

companies *viz*, Karnataka Veneer Ltd., Dandeli and the Mysore Match Company Ltd., Shimoga.

Add to Page 153 after 1st para :

The corporation is running two saw mills at Shimoga and Dandeli. During 1992-93 upto 31st Dec.1992, 24,803 cubic metres of timber was purchased by incurring an expenditure of Rs.3.32 lakhs. About 416 cubic metres of timber was sawn and 160 cubic metres of timber was sold for Rs.12 lakhs.

KSFIC has opened a new factory at Timber Yard Layout, Bangalore for the manufacture of black boards, flush doors and sandal wood white chips pulverisation. The total production and sales of the products during 1992-93 are indicated here.

	Production Quantity	Sales Quantity	Sales Rs. Lakhs
1) Black boards and flush doors	56,710 sq.ft	81,270 sq.ft	23.47
2) Sandalwood white chips powder	21.76 Mt	21.76 Mt	6.02
3) Balloon dust	0.96 MT	0.96 MT	0.13

The Corporation has supplied 263 M.T. of polythene bags worth Rs.156.3 lakhs, 10.6 MT of black bags/sheets worth Rs.13.62 lakhs and 4.89 high density polyethylene woven bags worth Rs.18.69 lakhs to the forest department during 1992-93 upto 31st Dec.1992.

There were 63 firewood depots under the control of KSFIC during 1992 and through these outlets, firewood was supplied to the public at reasonable rates. Logging activities are taken by KSFIC with the objective to eliminate the middlemen and to extract salvageable and firewood by reducing damages to standing crops. During 1992-93, about 21.8 thousand M.T. firewood worth Rs.93 lakhs was sold to public upto 31st Dec. 1992.

During the year 1989-90 a Fenny Project at Gujjady (Kundapur) was taken up and plants and machineries were installed at a cost of Rs.34 lakhs. The project is meant to utilise profitably available cashew apple instead of throwing it as a waste. The installed capacity is 9 tonnes of apple per day for 100 days. It is expected to produce 47,000 bottles of fenny (750 ml). In addition during the off-season, the same plant can be used for producing fenny from toddy. It is decided to lease out this project as the produce could not be marketed by the Corporation.

Add to part I Page 154 after 4th para:

Forest Plantations Corporation

The authorised share capital of Rs.2 crores in 1971 was raised to Rs.10 crores during 1981-82 and to Rs.25 crores during 1986-87. As on 31st March 1991 the Karnataka Forest Development Corporation Limited had a capital of Rs.25 crores and paid-up capital of Rs.840 lakhs.

Add to Part I Page 155 after Ist para:

About 34,800 ha of eucalyptus plantations which were raised by the Forest Department was transferred to the Corporation during July 1976 and the revenue obtained is being utilised for developmental works. The Corporation has raised 52,926 ha of eucalyptus plantations by obtaining institutional finance. It has started extracting pulpwood from these plantations since 1982-83. During 1992-93 29,940 tonnes of raw materials has been marketed and revenue of Rs.230.85 lakhs has been obtained.

Add to Page 155 after IInd para :

The Corporation owns 1,672 ha. (1992) of cocoa plantations including 1,053 ha cocoa plantations taken over from the Forest Department in 1976. These plantations have been handed over to M/s. Campco, a co-operative unit for management, harvesting and development on lease basis for a period of 20 years from April 1984. Campco will pay a royalty of Rs.55 lakhs to the Corporation over a period of 10 years. The Government have directed the Corporation to take over the plantation and simultaneously hand it over to the Forest Department in its order dated 29-6-1992. It is under process.

Add to Page 155, After IIIrd para:

At present, rubber tapping is being done over an area of 3,500 ha. During 1992-93, 2,148 metric tonnes of rubber was obtained and a revenue of Rs.626 lakhs was realised. In consultations with the Rubber Board, a project for replanting in 908 ha has been prepared out of 4,445 ha of rubber plantations taken over from Forest Department in Sullya and Aivarnad divisions at a financial outlay of Rs.530 lakhs.

The Corporation has constructed its office complex at Malleswaram by incurring an expenditure of Rs.1.4 crores and the office is functioning since January 1990. The Corporation has taken up the construction work of hotel complex at Murkal for the benefit of tourists visiting Nagarhole National Park. Certain old buildings have been renovated for use by wild life tourists from April, 1992. The Government have approved the leasing out of the hotel complex at Murkal to M/s. Gateway Hotel and Gateway Resorts Ltd. (Taj

Group of Hotels) for a period of 18 years for a total sum of Rs.425 lakhs and the execution of agreement is under process.

About 310 ha of Bursera plantations raised by Forest Department in Hoskote taluk have been taken over by the Corporation for management and maintenance out of its internal resources. During 1992-93, the Corporation collected 19,800 tonnes of husk for distilling 17,800 kg of oil and the expected revenue is about Rs.8.5 lakhs.

Tea Project

The Corporation has raised 42 ha of tea plantations upto 1992 besides maintaining 13.9 ha raised by Forest Department. The plantations are being maintained at sustainance level with its internal resources. The plantations are being leased out for a period of 15 years.

Add to Page 156 after Ist para:

Cashew Development Corporation.

The Cashew Department Corporation is implementing the cashew project assisted by the International Development Association (IDA). In addition to head office at Mangalore, there are divisional offices at Kundapur, Kumta and Mudabidre. The Corporation has been established with the participation of the equity share capital of Government of India as well as Government of Karnataka at 49:51 ratio. There is a porposal to transfer 20,000 ha of cashew plantations raised by the Forest Department to the Corporation.

IDA, World Bank aided cashew project, envisaged raising of 2,500 ha of new cashew plantations and improvement of existing cashew plantations raised between 1980-81 to 1984-85; 2,564 ha plantations were raised during that period. During the period from 1985-86 to 1987-88 1,400 ha of cashew plantations were raised under IDA additional project. The revenue realised for the period 1990-91 to 1991-92 (two years) was Rs.12.57 lakhs. Total expenditure of Rs.112.97 lakhs has been incurred from 1985-86 to 1990-91. The Corporation has established twelve clonal orchards and clonal banks.

Pavitra Vanas

Medicinal plants are one of the chief components of our natural resources. They comprise nearly 25 percent of the species of higher plants. About 450 species are frequently used in traditional systems of medicine. They are found under various types of habitats. Karnataka Forest Department has taken some steps to conserve and protect the medicinal plants by creating a chain of 'Pavitra Vanas' (Sacred Forests) and the 'Garden of Medicinal Plants'. Genepools and gardens in various bioclimatic zones of Karnataka State have been established

with the following objectives *viz*,. to grow naturally occurring species of the surrounding areas in a genepool and develop nurseries for propagation of planting material for supply to the cultivators; to develop nursery techniques for propagation and cultivation of the plants which have higher demand in the locality; to identify authentically the medicinal plants referred to in Ayurveda and to publish basic ethnic and botanical literature for awareness, information and commerce, and to suggest to the Government to bring in required legislation to insist on all pharmaceutical industries to ensure raw material sources before establishing large scale manufacturing units. The very objectives of creating Herbal Gardens and Genepools are for collection and growing of all medicinal plant species.

Herbal Gardens are established at Terekanahalli and Bakkal Vana both near Sirsi (Uttar Kannada), in Bangalore University Campus, Channapatna (Bangalore Rural district), Gungargatti near Dharwad and Kaivara in Kolar District. The Bakkal Vana near Sirsi has an assemblage of plants on several lines such as types of forest (wet evergreen, moist deciduous and dry deciduous forest types) on mythological lines such as Nakshatra Vana and Rashi Vana. The Dhanvantri Vana near Bangalore University campus is designed and developed to help studies of Indian systems of medicine (Ayurveda, Siddha and Unani) and also to cater to the needs of drug preparation by research institutions.

The medicinal plants conservation reserves are the natural areas comprising especially the medicinal plants in different bioclimatic regions. The major reserves identified are Savanadurga (Bangalore Rural Dist.), B.R.T. Hills (Mysore District), Charmadi and Kanapadi (Dakshina Kannada Dist.), Agumbe (Shimoga Dist.), Talakaveri (Kodagu district) and Sandur (Bellary district). The main objectives of the Medicinal plants conservation Reserves are to protect the valuable species in their natural habitats; to carryout scientific studies to understand the dynamics of succession of the individual species and their interactions and to understand the complex nature of ecosystems to propagate plants and to restore degraded ecosystems.

Wild life

Add to part I, page 159; after II para:

With the object of conserving wild life in general and endangered species in particular, the State has constituted five National Parks and 19 Wildlife Sanctuaries covering an area of 6,644 sq. km. This forms 17.5% of the total forest (1992) as against 3.2% during 1972. The National Parks and Sanctuaries comprise of evergreen to scrub type of forests thus forming a network of representative ecosystem to conserve endangered species of plants as well as animals and birds.

The list of National Parks and Wildlife Sanctuaries of the State which have undergone many changes after 1982 is given below.

Sl.No.	National park/Sanctuary	Area Sq. km	District	Established during
1.	Anshi National Park	250.00	Uttara Kannada	1987
2.	Bandipur National Park	874.20	Mysore	1974
3.	Bannerghatta National Park	104.27	Bangalore	1974
4.	Kudremukh National Park	600.32	Chikmagalur	1987
5.	Nagarahole National Park	643.39	Mysore & Kodagu	1988
6.	Adichunchanagiri Peacock Sanctuary	0.84	Mandya	1981
7.	Arabitittu Wildlife Sanctuary	13.50	Mysore	1985
8.	Bhadra Wildlife Sanctuary	492.46	Chikmagalur and Shimoga	1974
9.	Biligiri Rangaswamy Temple Wildlife Sanctuary	539.52	Mysore	1987
10.	Brahmagiri Wildlife Sanctuary	181.20	Kodagu	1974
11.	Mookambike Wildlife Sanctuary	247.00	Dakshina Kannada	1974
12.	Nugu Wildlife Sanctuary	30.32	Mysore	1974
13.	Sharavathy Valley Wildlife Sanctuary	431.23	Shimoga	1974
14.	Someshwara Wildlife Sanctuary	88.40	Dakshina Kannada	1974
15.	Shettyhalli Wildlife Sanctuary	395.60	Shimoga	1974
16.	Ranebennur Wildlife Sanctuary	119.00	Dharwad	1974
17.	Pushpagiri Wildlife Sanctuary	102.59	Kodagu	1974
18.	Cauvery Wildlife Sanctuary	510.00	Mysore	1987
19.	Talakaveri Wildlife Sanctuary	105.01	Kodagu	1987
20.	Melkote Temple Wildlife Sanctuary	49.82	Mandya	1974
21.	Ghataprabha Bird Sanctuary	29.79	Belgaum	1974
22.	Dandeli Wildlife Sanctuary	843.16	Uttara Kannada	1987
23.	Ranganatittu Bird Sanctuary	0.67	Mandya	1940
24.	Gudavi Bird Sanctuary	0.73	Shimoga	1989
	Total Area (Sq.km)	6,644.00		

Apart from the officially declared sanctuaries, naturally developed bird Sanctuaries at Kokrebellur near Maddur and Mandagadde in Thirthahalli taluk attract a large number of migratory birds every year. Annually approximately

more than two lakh visitors visit the National Park and Sanctuaries yielding revenue of about nine lakh rupees.

Nilgiri Biosphere Reserve

The Nilgiri Biosphere, the first biosphere reserve in the Country was constituted in September 1986. The Nilgiri Biosphere spreads over the States of Karnataka, Tamil Nadu and Kerala over an area of 5,520 sq. km of which 1,517.95 sq. km lie in Karnataka State. The biosphere reserve includes the National Parks of Nagarhole and Bandipur. Systematic management in Karnataka has been initiated since 1987 onwards and stress has been laid on survey, protection, restoration and educational awareness. The range of wildlife in the area presents a wide spectrum of all species that are found in South India.

Wildlife is increasing rapidly. An Elephant and Bison Census was carried out in the State during 1983. As per the Census there were 3,579 elephants of which 704 are males, 2,068 females and 807 juveniles. There were 5,316 bisons of which 4,244 were adults and 1,072 young ones. A Tiger-cum-Cat Census coinciding with the all-India Census was carried out during 1984. There were 202 tigers of which 73 were males, 94 females and 35 cubs. Similarly 230 panthers were counted which was a conservative count. A Census of the larger mammals was carried out in 1989 coinciding with the all-India Census. As per the Census there were 257 tigers, 283 Panthers, 4,418 Elephants out of which 974 are males, 2,107 females and 1,337 juveniles. The number of bisons was 5,473. As per the latest census (1993) there were 5,098 elephants of which 1,110 were adult males 2,916 adult females and the rest juveniles. Over 30% of this elephant population was concentrated in Mysore and Kodagu district.

To create awareness about the Flora and Fauna in the minds of the public in general and school children in particular, the Wild Life Wing of the Forest Department has been conducting Nature Camps, field excursions, trekking etc., at Bannerghatta, Bandipur and Nagarahole National Parks and in the Wildlife Sanctuaries at Bhadra, Ranebennur and Dandeli. Children are permitted to stay at the camps for two or three days and the importance of both the Flora and Fauna is made known in addition to trekking, bird watching, campfires, etc. Number of youth and honorary organisations have also been showing keen interest in the conservation and wild life education like Coorg Wildlife Society (Madikeri), Wildlife Environment Awareness Foundation (Bangalore), Wildlife Preservation Group (WILPEG) Bangalore) World Wild Life Fund, Bangalore etc.

In Karnataka, hunting has been totally banned. The rapid growth of

population, industrialisation, mining, quarrying, grow more food campaign etc. have shrunk the wildlife habitat. Agricultural land being contiguous to the forest, it is but natural for wildlife to stray into the adjoining field and forage agricultural crops resulting in damage to crops like sugarcane, paddy and plantation crops like banana, coconut, coffee etc. Government compensate the farmers for any loss caused to the crop as well as any injury or death to human life. List of such cases with details of damage and the compensation paid for the past years is given below.

Year	Compensation paid for					
	Crop		Cattle		HumanDeath	
	Cases	Amount	No.	Amount	No.	Amount
1984-85	1,251	8.13	780	3.42	39	1.40
1985-86	690	7.26	1,752	6.69	38	0.89
1986-87	1,485	5.70	1,194	4.48	39	1.07
1987-88	1,238	3.77	555	2.95	17	0.70
1988-89	1,542	5.61	1,149	4.44	38	0.85
1989-90	1,790	7.26	1,943	6.88	38	1.81
1990-91	1,986	7.65	1,409	5.72	30	2.70
1991-92	3,224	22.61	1,746	8.37	45	5.31

Government is considering establishing a Sloth Bear Sanctuary at Daroji near Hospet in Bellary District with Central assistance. The proposed Sanctuary will protect the Flora and Fauna of the area in general and sloth bear in particular within its original habitat and to propagate their progeny. The safaris (tiger and lion) established at Bannerghatta National Park, Bangalore and Tyavarakoppa in Shimoga district have gained popularity attracting good number of visitors. There is also a proposal to establish one more safari between Hubli-Dharwad and to improve and expand the mini zoo at Gadag. A safari park is not a conventional zoo. It is a place of education, entertainment and enlightenment. It serves as a safe home for endangered species.

The visitation to some of the National Parks and Wildlife Sanctuaries and the revenue realized during 1991 are as follows:

National Park /Sanctuary	*Tourists*	*Revenue (Rs. Lakhs)*
1. Bannerghatta N.P.	7,01,123	26.98
2. Bandipur N.P.	25,336	5.43
3. Nagarhole N.P.	35,382	5.12
4. Ranganathittu Bird Sanctuary	1,24,703	3.58

Add to Part I, Page 165, First table :

Revenue and Expenditure (Rs in lakhs) from 1982-83 to 1987-88

Particulars		*1982-83*	*1983-84*	*1984-85*	*1985-86*	*1986-87*	*1987-88*
Revenue							
Timber Extraction by Government agency		3671.51	4568.93	4636.31	4473.91	4163.09	4389.45
Extracted by consumers and purchasers		516.92	528.40	600.69	832.19	683.77	407.79
Receipts from forest Plantations		86.50	44.90	64.12	55.11	53.75	121.43
Other items		175.88	199.05	279.3	285.99	404.90	328.51
Total Revenue		4450.81	5341.28	5580.42	5647.2	5305.56	5247.18
Deduct refunds		3.54	2.24	6.84	11.32	4.53	9.45
Net revenue		4447.27	5339.04	5573.58	5635.88	5301.03	5237.73
Taxes and Duties		325.61	392.48	441.24	475.3	397.53	449.27
Expenditure							
Administration	non-plan	737.04	840.45	1002.01	1077.7	1245.77	1633.06
Developmental	work-plan	514.41	742.82	1189.25	1265.16	1506.25	1553.5
	non-plan	537.7	601.77	646.40	913.56	900.15	1044.54
Forest produce							
Extraction	non-plan	720.28	797.54	1026.01	1150.59	1139.44	1338.14
Wildlife preservation	plan	83.65	106.53	113.25	94.15	120.79	204.71
	non-plan	7.23	16.46	27.16	26.1	45.12	58.78
Others	plan	84.3	127.51	122.01	83.06	69.94	5.35
	non-plan	164.02	139.16	223.85	190.33	175.08	121.68
Total	plan	682.36	976.86	1424.51	1442.37	1696.98	1763.56
Total	non-plan	2166.27	2395.38	2926.16	3358.28	3505.56	4196.2

Source : Karnataka Forest Department, Statistical Brochure 1987

Land Use

The Planning Commission, Government of India felt the need for having up-to-date information for the whole Country on agriculture and other land-use categories and their estimates for agro-climatic zones planning. The work undertaken by the Department of Space, Government of India, involves preparation of Land use/land cover maps in 1:2,50,000 scale of all the districts in the Country. The Land use maps of districts are prepared by Karnataka State Remote Sensing Technology Utilization Centre, Bangalore. Visual interpretation of IRS LISS-1 data of November/December, 1988 (Kharif) and February 1989 (Rabi) and combined maps for the year 1988-89 have been prepared. The major categories identified include built-up land, agricultural land, forests, waste lands, water bodies and others. The detailed statistics for the year 1988-89 is given in table no.1.14. The land use/land cover maps prepared by using satellite data not only gives the spatial distribution but also the aerial extent of each class. Thus information received through satellite imagery using this methodology will help planning.

Tidal Wetland Mapping

Tidal wetlands have been recognised as a significant ecosystem which play an important role in bio-geochemical cycle by trapping the silt and clay, recharging the groundwater and even cleansing certain toxic components from effluent water, to which they are aptly called as 'Kidneys of landscape'. They also provide a unique habitat for Flora and Fauna and are responsible for conserving reproductive fisheries. These wetlands have been mapped by using remote sensing.

All the tidal wetland classes are identified and delineated based on the standard image interpretation. The entire Karnataka coast has been mapped using IRS data. The salient features of wetland units are as follows:

1) *Mudflat*: Mudflats are wide expanse of fine grained soft mud along the shore. They generally consist of deposits of clay, silt, ooze etc. Along the Karnataka coast mudflat areas are predominantly seen along the backwaters, creeks, on the low-lying areas adjacent to the estuaries, lagoons particularly near Karwar, Tadri, Kundapur and Mulki. It is seen from the study that the total area covered by mudflat is 3,937 ha. and the same along the individual estuarine complex is given in Table No. 1.15.

2) *Sand*: Sand is classified into various units such as beach, bar, spit, etc. Beach is defined as a shore consisting atleast partly of unconsolidated material mostly of sand grade. It is seen as a thin white, linear, discontinuous crescent shaped strip all along the coast, carpeted with beach vegetation and plantation. Spit is defined as a small point commonly consisting of sand or gravel and having one end attached to the mainland and the other terminating to open water, usually the sea. The well developed spit is observed near Malpe, Bengre and Pavinkurve (near Honavar) region indicating the direction of littoral drift; the other spits are located at Mangalore, Kundapur, Maravante and Bhatkal. Bars are submerged ridges of detrital sediments which are larger and less regularly shaped. Shoals are either submerged ridge, bank or bar producing shoal consisting of or covered by sand, mud, gravel or other unconsolidated materials. Small pockets of shoals are identified in the estuaries and lagoons.

3) *Rocky Coast-cliff*: The cliffed or rocky coast are commonly seen near Karwar, Malpe and Bhatkal regions and are steep and lateritic in nature.

4) *Mangroves*: Mangroves are unique hallophytes aptly adapted to saline environment both morphologically and physiologically. Thick patches of mangroves are identified along Kundapur, Udupi and Karwar regions and the total spatial distribution of Mangroves is estimated as 815 ha.

5) *Beach Vegetation*: Beach vegetation is mainly observed along the Karwar and Mangalore coast where the beaches are wide and extensive.

6) *Beach Plantations*: Beach plantation comprising of casurina grown under afforestation programme to protect the coast were predominantly seen along the Mangalore, Udupi, Honnavar and Karwar areas. Other vegetation comprises of swamp/marsh/coconut plantation/scrub vegetation related to the phenomenon of regression of the sea. They may be sites of older mudflats which are under the sea.

7) *Water Bodies*: Estuaries, lagoons, creeks and bays form the major water bodies. Estuaries are usually defined as that part of the lower river course that is affected by the mixing of salt water with the fresh water. About nine major estuarine complexes were identified along the Karnataka coast. Lagoon is an elongated body of water lying parallel to the coastline and separated from the open sea by barren islands. They are predominantly seen in the Kundapur, Mangalore and Karwar regions.

8) *Creeks*: Low-land water course of medium size are called creeks, which originate from any natural stream or bay, or a narrow inlet of sea, seen commonly along the coast. The Table no.1.15 indicate them.

Shoreland: Features like Paleomud flat, Coastal dunes, Coastal dune with vegetation and strandlines are grouped under this category, paleomud flats are defined as mud flats lying above high tide flats. Coastal dunes are defined as topographical feature of eolian origin composed of sand grains deposited

Table No. 1.14 Major Land use/Land cover categories and their spatial distribution. (estimated by using Satellite Imagery)

Area in hectares

Districts	*Built-up land*	*% to total Geog. area*	*Agricultural land*	*% to total Geog. area*	*Forest land*	*% to total Geog. area*	*Waste land*	*% to total Geog. area*	*Water bodies*	*% to total Geog. area*	*Others*	*% to total Geog. area*	*Total*
1. Bangalore	17,500	7.99	168,938	77.11	4,750	2.17	21,312	9.72	5,913	2.70	688	0.31	219,200
2. Bangalore Rural	438	0.08	407,428	69.59	61,750	10.55	106,675	18.22	8,954	1.53	188	0.03	585,431
3. Belgaum	1,750	0.13	8,792,519	65.92	180,296	13.53	247,919	18.45	25,350	1.89	880	0.07	1,341,500
4. Bellary	3,375	0.34	666,725	66.76	123,151	12.45	161.408	16.33	37,712	3.82	2,925	0.30	988.500
5. Bidar	4,436	0.82	376,751	69.16	11,279	2.06	147,161	27.01	5,173	0.95			544,800
6. Bijapur	935	0.05	1,328,649	77.84	73,352	4.30	288,455	16.90	15,509	0.91			1,706,900
7. Chikmagalur	750	0.10	340,002	47.20	295,990	41.10	66,120	9.16	12,625	1.77	4,813	0.67	720,300
8. Chitradurga	1,875	0.17	851,879	78.49	88,801	7.54	127.328	11.74	20,629	1.90	1,688	0.16	1,085,200
9. Dakshina Kannada	500	0.06	298,118	35.30	221,474	26.24	65,300	7.74	16,558	1.96	242,130	28.69	844,100
10. Dharwad	4,529	0.33	1,178,452	85.78	107,704	7.84	72,831	5.30	10,221	0.74	63	0.01	1,373,800
11. Gulbarga	1,889	0.12	1,350,320	83.21	51,071	3.15	193,223	11.90	26,265	1.62			1,622,768
12. Hassan	935	0.14	513,358	75.34	56,007	8.22	96,827	14.21	14,274	2.09			681,400
13. Kodagu	625	0.15	246,648	60.13	157.303	38.35	3,563	0.87	2,063	0.50			410,202
14. Kolar	14,376	0.18	670,927	81.59	71,443	8.69	50,562	6.15	27,931	3.31			822,300
15. Mandya	1,188	0.24	406,363	81.91	23,238	4.68	45,838	9.24	19,475	3.93			496,100
16. Mysore	4,625	0.39	735,687	61.54	342,725	28.67	76,113	6.36	30,314	2.54	5,938	0.50	1,195,400
17. Raichur	3,223	0.23	125,744	83.45	33,124	2.36	117,592	8.39	36,554	2.60	63	0.01	1,401,700
18. Shimoga	1,035	0.10	376,030	35.63	541,416	51.30	96,038	9.10	40,871	3.87			1,055,300
19. Tumkur	562	0.05	800,941	75.57	75,223	7.11	153,511	14.49	29,348	2.77	125	0.01	1,059,800
20. Uttara Kannada	1,124	0.11	111,388	10.82	829,000	80.55	74,101	7.22	13,200	1.28	188	0.02	1,029,000
State Total	65,669	0.34	19,746,863	102.94	3,342,096	17.55	2,211,875	11.53	398,936	2.08	259,686	1.35	19,183,699

down by wind from a natural source of sand and are extensively seen in the Kumta, Honnavar, Kundapur and Udupi regions. Strand line is an ancient shorelines, refers collectively to the assemblage of various features and characteristics of former coastal areas. It is observed all around Karwar and Honnavar coast, featuring like a lineament in the image. Salt pans are an undrained usually small and shallow, rectangular, man-made depressions in which saline water accumulates and evaporates leaving salt deposits and vast stretches of them are identified along the Tadri and Kali estuaries.

Islands: Many tiny offshore Islands are clearly visible near Malpe (St. Mary Islands), Mulki (Mulki rocks), Kundapur, Bhatkal (Jalikunda or Hog Island and Netrani or Pigeon Island), Honnavar (Basavarajadurga) and Karwar (Anjadeev belonging to Goa, Kurmagad, Devagada etc.) regions.

The information culminated is educative for the resourceful planners in taking constructive measures to conserve and apt management of the coastal environment. Marine regressions over a period of time is indicated by the presence of Paleomud flats, strand lines and lagoons identified by the studies. Along with brackish water, aquaculture sites too were demarcated to carry out pisciculture activities as a socio-economic measure near the Kumta and Ankola regions. The studies were useful in identifying vulnerable points along estuaries where afforestation of mangroves are being presently carried out.

The Environmental Situation in Karnataka*

The fertility of our land, the quality of our water and the purity of our air are in danger as we in Karnataka grow in numbers, accelerate industrial output and use up our natural resources This situation is causing concern among many of our people. The Government shares this concern. Measure are in hand to prevent or at least control the pace of this degradation.

Land: Sixty per cent of the land area in Karnataka is under one or other type of agriculture. This is above the national average of 51%. A portion of this land is marginal for agriculture and requires higher inputs but gives lower yields. As subsistence farming is economically non-viable this land is soon degraded and the soil eroded. Land that cannot support agriculture could well be suitable for forestry or pasture.

** From here to page 54, the write-up is by Prof. C.J. Saldanha*

Irrigated land has been rendered saline or water-logged often due to bad water use. Thus in the upper Krishna Project 71,000 ha have become either saline or alkaline. In the command area of the Tungabhadra Reservoir 33,000 ha are either saline or water logged; 25,455 ha are saline or waterlogged in the Malaprabha and Ghataprabha command areas and 16,555 ha in the Cauvery basin. Remedial measures are being undertaken in some areas at a high cost.

Pasture lands in the State have been steadily decreasing. During 1956-1983 pastures came down by 30.7% while animal units increased by 29.7%. Overgrazing is bound to follow together with compacting of the land by cattle paths.

Forests: The role of the forest cover in protecting and enriching the soil is well known. The forest has also an important function in water regimes especially in steep areas with high rainfall. The major forests of Karnataka are in the Western Ghat region in Chikmagalur, Dakshina Kannada, Kodagu, Shimoga and Uttara Kannada districts. Several factors have contributed to the shrinkage of moist forests in the Western Ghats. Fuelwood for the common people and timber for wood-based industries have taken their toll. Vast forest areas have been submerged by hydel projects on the west-flowing Sharavathi, Kali and Varahi rivers. Resettlement of people displaced by development projects has further reduced the forest area by honey-combing the forests with human settlements.

For the Sharavathi project alone 2,338 ha of forest were released in 189 blocks. The displaced people from Supa were resettled at Ramnagara in what was once good forest land. Further demands on forest areas are being made for the Bedthi and other river valley projects. Irrigation reservoirs on the Bhadra, Tunga and Kabini have destroyed good forests and excellent game sanctuaries.

Surface Mining is another activity highly harmful to the forest cover. The schistose belts in Uttara Kannada, Chikmagalur and Bellary Districts are good forest areas. Besides the forest lost in the actual mining leases, further losses occur through road-building, townships and the other negative impacts of surface mining like erosion of tailing dumps and siltation of rivers. Compensatory afforestation and reshaping and revegetation of mined areas is now compulsory. However the damage done to the environment by surface mining is scarcely made up by these measures.

Plantations: The forest areas in the Western Ghats are being converted into plantations of cardamom, cocoa, coffee and tea. Simultaneously timber and fuel-wood species are replacing the rich tropical forests often as monocul-

Table No. 1.15 Wet land types in Karnataka Coast

Area In. Sq.ha

	Non-Vegetated Wetlands						Vegetated Wetlands					Water Bodies				Shore Land			Shore Land			
	Estuarine complex	Mudflat	Sand	Beach	Shoal	Rocky Coast	Man-grove veg.	Beach veg.	Beach plant	Other Veget.	Estuary	Lagoon	Kayal back water	Creek	Water body	Coastal dune	Coastal dune with veg	Paleo dune	Salt pan	Aqua. ponds	Islands
Kali	1032.50	7.5	337.5	20.0	125.00		37.5	2.5	27.5	32.5	1395.00	-	227.5	-	-	262.5	-	-	67.5	-	110.0
Belekeri-adri - Gangavalli	354.50	10.0	267.5	22.5	12.5		57.5	-	-	27.5	267.5	12.5	-	205.0	-	-	1545.0	-	1212.5	5.0	42.5
Aghnashini - Sharavathi	1587.5	10.0	47.5	42.5	-		85.0	-	-	357.5	2883.5	-	-	90.0	-	347.5	155.0	-	415.0	242.5	450.0
Venkatapur	160.0	-	330.0	-	47.5		17.5	10.0	-	15.0	60.0	10.0	-	17.5	-	-	-	-	-	-	147.5
Shirvoor-Bainkoorhole	102.5	-	394.5	-	-		80.0	-	-	2.5	372.5	30.0	-	77.5	-	-	20.0	-	-	-	-
Chakrabalaki Kolhur	427.5	7.50	412.5	52.50	-		312.50	5.0	-	12.50	1805.0	485.0	-	-	-	-	155.0	-	-	-	495.0
Sita - Swarna - Kodi - Udiyavara	67.5	-	530.0	40.0	-		77.50	-	-	10.00	1705.0	-	-	-	-	35.0	-	-	-	-	428.5
Mulki - Pavanje	107.5	7.5	377.5	10.00	-		125.0	5.0	10.0	5.0	455.0	-	35.0	87.5	7.5	42.5	-	15.0	-	-	-
Gurpur - Netravathi	97.5	480.0	516.2	100.0	-		22.5	5.0	152.5	57.5	2078.5	37.5	335.5	45.0	92.5	-	-	-	-	-	297.5
Total	3937.0	522.50	3213.20	287.50	185.00		815.00	27.50	190.00	520.00	11022.0	575.0	597.5	522.5	100.0	687.5	1875.0	15.0	1695.0	247.5	1971.0

tures. These plantations while being commercially remunerative can cause great harm to the biodiversity and habitat of the *flora* and *fauna*. A proper land use plan has to be evolved to preserve original forest communities, habitat and animal corridors. The loss of rich *fauna* including the gaur, elephant, tiger and other unique wild life species would be regretable.

Water: Water is essential for human communities and for industrial activity. After use it is discharged as an effluent on land, into water bodies, rivers and the sea. Unless purified to required standards it can contaminate land, river and sea.

The greatest water pollution in Karnataka is caused by urban agglomerations. There are 172 municipalities under the jurisdiction of the Karnataka Urban Water Supply and Drainage Board (KUWSDW). The Bangalore Urban Agglomeration has a separate board - The Bangalore Water Supply and Sewerage Board (BWSSB). The former supplies 642.8 million litres per day (MLD) while the latter supplies 423 MLD. This will increase by 270 MLD when the Cauvery Stage III is implemented. Out of the 1,065.82 MLD supplied to Urban areas 80% i.e. about 852.65 MLD is discharged after use.

It is obligatory on the authorities to treat this sewage up to the secondary stage at least, before discharging it. However 139 of the 172 municipalities do not have functional underground drainage or sewage treatment plants. The BWSSB has only one functional treatment plant at K & C valley while the Hebbal and the Vrishabhavathi plants are not yet functional.

Industrial effluents: Industrial effluents can cause organic, chemical and even hazardous pollution. In order to control this pollution, effluent standards have been prescribed industry wise and also depending on the point of discharge e.g., land, enclosed water bodies, flowing water, sea etc. Thermal pollution caused by water with temperatures above the ambient water temperature is also to be controlled. The Water (Prevention and Control of Pollution) Act, was enacted by Parliament on 23 March 1974.

Air: Stack emissions from industries also emit fumes containing both suspended particles as well as obnoxious gases. Stack emissions are to be controlled and have to conform to standards using devices like cyclones, scrubbers, electrostatic precipitators and similar devices. The resultant particulate matter gives a sludge which again has to be disposed of. The Raichur Thermal Power plant produces around 3,000 tonnes of ash a day. The Mangalore Super Thermal Power Plant is estimated to generate 20,000 tonnes of ash per day when in full operation. Ways have to be found and implemented to use this ash in down-stream useful products like bricks, cement, etc.

Another step towards controlling pollution and protection of our environment was taken by the enactment of the Air (Prevention and Control of Pollution) Act, 1981. Since air pollution is a transboundary phenomenon, the standards for air quality have been determined by the Central Pollution Control Board. Monitoring and enforcement are the responsibility of the State Boards.

Noise pollution caused by 1) Industrial Noise 2) Traffic Noise and 3) Cultural Noise is also under the purview of this Air (Prevention and Control of Pollution) Act of 1981.

Environment Protection Act

More comprehensive legislation to provide for the protection and improvement of the environment was enacted and termed the Environment (Protection) Act on 23 May 1986. Proper location of industries, procedures for preventing accidents, handling hazardous substances, inspection of industrial premises and taking up of remedial measures are covered by this Act.

Sanctions provided under the Act are closure of the offending industry, stoppage or curtailing of electricity, water supply or any other service in case of default. The penalties under this Act cover not only offending industries in the private sector but also Government Departments and their heads. "When an offence is committed by a Government Department, the head of the said department shall be deemed to be guilty of the offence and shall be liable to be proceeded against and punished accordingly"(Art. 17, Sect.1 of EPA). Protection is however afforded to Heads of Departments if they can prove that the offence was committed without their knowledge or that all due diligence was exercised to prevent commission of such offence.

All large and medium industries have to obtain clearance even before setting up of the industry. The Environment Clearance Committee of the Govt. of Karnataka meets every month in Bangalore to scrutinise industrial project proposals. The Chief Inspector of Factories, The Pollution Control Board, The Directorate of Industrial Development, The Department of Health, The Social Welfare Board and environmental experts are represented on this Committee.

Industries have been categorised according to their size, nature of their raw materials and toxicity of the effluents or emissions. Of special interest is the identification of 18 categories of highly polluting industries by the Central Pollution Control Board. A time-bound programme has been set up to achieve results. Karnataka has 138 units coming under these 18 categories. These have again been placed in 3 groups. The first group includes those units which have already installed pollution control measures to conform to pre-

scribed standards. The second group is made up of industries which have initiated control measures. Time is given to them up to 31st Dec,.1993 to achieve the prescribed standards. Closure orders are being issued to these industries according to procedures prescribed by the Acts with their Rules. An Appellate Authority consisting of three members has also been set up to permit redressal in case the industry considers it has not been given a fair deal by the enforcing authorities under the Water, Air and Environmental Protection Acts. There have been instances where offending industries have been given a shock when water and power have been cut off. Even when stay orders are issued by the courts, time bound commitments are obtained under the law.

Large industries storing, using or producing hazardous materials have to prepare on site and off site emergency plans. The District Authorities are closely involved in the "off site" emergency plans which have to conduct regular practice drills. Karnataka cannot afford a repeat of Bhopal disaster.

The legal measures detailed here are only part of the effort being made. Securing the co-operation of the industries is essential. Industrywise seminars, interaction with technical experts and environmental awareness among developers has led to a realisation that there can be no development without environmental protection. The days when industrialists looked only for profits and bulldozed all else are almost gone.

During the early stages of industrial development, the production was small and the waste large. Today factories are relatively small and the parallel treatment plants often large. We are already on the threshold of new integrated development where the wastes of one process become the raw material of another process. New technologies are therefore needed to minimise waste as well as to recycle it. The Environmental Protection Act enjoins Pollution Control Boards to promote the necessary research towards better technologies. The age of a no-waste technology might still be far away. Today the polluter is made to pay. A realisation that pollution control pays could herald a new era in the search for environmental excellence.

Last but not the least is the need for vigilance among groups of citizens. If the people are alert they have the chance of preventing harm and ensuring a better environment.

CHAPTER II

HISTORY

THE Karnataka State Archives collected a large quantity of private records and newspapers after 1982. Acquisition of the Palace papers in Mysore Palace, housed in the Gayatri temple premises is a landmark in the archival movement of the State. The newspapers are sure to throw considerable light on the history of Karnataka including Freedom Movement, Social Reform Movement and developments in the field of trade, industry and other economic developments for the several decades before independance. The palace papers deal with the durbar's patronage to scholars and artistes, the Palace Drama Company, the Dasara Celebrations including details on its expenses, correspondence of almost all religious *mathas* in Old Mysore State, The Khasa lands of the palace, on the various wings of the palace like Zanana, Gardens, Ashvashala, Gajashala, Palace Band, Chitrashala, Palace Library etc. *A Guide to the Records in the Divisional Archives,* Mysore, published in 1991 by the State Archives gives an idea of the holdings in the newly acquired repository.

One of the important archeaological excavations conducted by the ASI is at the pre-historic site at Banahalli (1986-87) where a neolithic site was identified. They unearthed a blacksmith's furnance dating back to 1000 B.C. and other neolithic artefacts including pottery.

Some important palaeolithic sites were identified by K.B.Shivatarak, a teacher at the S.M.S. College, Brahamavar. They include Doddaguni in Gubbi taluk, Muganayakana Kote and Bettadahalli. They add to the list few sites

of the Old Stone Age in Karnataka like Kibbanahalli in Tumkur dt and Hunasgi excavated by Dr. Paddayya during the 1970's (discussed in Part I, Chapter II already).

Hampi Excavations*

Excavations at Hampi taken up in 1975 have brought to light many details on the capital city, especially during the 1980's. The excavations were jointly taken up by the ASI and State Department of Archaeology and Museums, the latter concentrating on one extension of the ancient city, unearthing some Jaina *basadis* and inscriptions.

The ASI undertook excavations in six localities, viz (1) Vithala Bazar (2) Mint Enclosure, (3) Royal Enclosure (4) The Jaina Temple complex (5) The Hazara Ramchandra temple complex and (6) the area located north-east of the Saraswati temple (here, the work is still in progress). Excavation in the above areas has laid bare the foundations of a number of palatial edifices, well laid blocks of what appear to be administrative structures, a network of water tanks and acqueducts and hundreds of antiquities in lithic, stucco, terracotta, metal and other media besides half-a-dozen stone inscriptions.

The palatial edifices exposed follow almost a uniform pattern having a 'U' shaped plan, rising in different levels and invariably have a spacious open courtyard in the front and accommodate secluded yet interconnected chambers in the upper levels. Each of the level is approached by a single or double flight of steps and occasionally provided with ornate balustrades positioned systematically either at the middle or at the sides of the landings. The available evidence indicates that the inner wall surfaces were decorated with shallow niches accommodating stucco images of various deities. The upper portion of the wall was embellished with stucco designs comprising birds, animals, pendent, Kudu, Kirtimukha and foliage motifs. The palaces are enclosed by massive walls with zig-zag entrances indicating utmost security arrangements. The remnants of the ornate palace structure in the Royal Enclosure, the Rangamahal complex, in the Mint enclosure and Structure No.I exposed to the north-east of the Sarasvathi temple illustrates all the above-mentioned features of Palaces of the Vijayanagara period.

*Information including on Sannati furnished by Dr. K.P. Poonacha, Suptd. Archaeologist, ASI, Bangalore Circle.

The secular type of structures exposed are extant only upto the basement level and usually they conform to a rectangular plan. The available evidence suggests that they are mostly large rectangular pillared halls arranged in groups and laid out in a systematic manner. Small avenues separate two such structures. The structures exposed on the southern part of the Royal enclosure conform to this description. The availability of a good number of slate pencils in this area hint at the possible usage of these structures as the administrative blocks or guards' quarters.

Excavation in the Royal enclosure and the area north-east of the Sarasvati temple have revealed valuable information pertaining to water supply and drainage systems evolved and perfected by the Vijayanagar town planners. A network of stone and terracotta water channels exposed at varying depths is connected to a number of small and big tanks. If the largest of the tanks is the public bath and the most ornate one is the unique stepped tank built of well dressed soap stone slabs. The tank excavated to the east of the Hazara Rama temple with four other tanks and interconnected network of channels exposed in the area north-east of the Sarasvati temple provide a glimpse of the hydraulic architectural achievements of the Vijayanagar period.

Large number of antiquities and other artifacts unearthed from excavations in the above areas are of immence help in understanding the standard of life and aesthetic and religious facets of the life of both the elite and the common man of the medeival capital city. The stone antiquities like ornate architectural members and sculptures of religious and secular nature are found in abundance. Vishnu, Lakshmi, Siva, Ganesha, Virabhadra and other deities of the Hindu pantheon and the Tirthankara images of Jaina Pantheon are also found. The lime stone panels depicting the important episodes of the life of the Buddha and Jataka stories are yet another significant find. Sculptures of bracket figures, merchants, royal personages, plaques depicting socio-religious themes, etc., are also discovered in considerable numbers. Stylistically, these specimens belong to Amaravati, the late Chalukyan and Vijayanagara Schools of sculptural art. Ornamented motifs like Kirtimukha, floral designs, human and animal figures are noteworthy stucco finds. Terracotta objects discovered include figures of deities, vegetables, fruits, tiles and heads of various types besides conical seals bearing legend in Nagari script.

Gold and copper coins of various dimensions and two circular copper coins bearing legends in Chinese script are amongst the important numismatic finds. A variety of gold ornaments, copper objects like rings, finials and vessels,

iron objects like nails, swords, arrowheads, caltrops, cannons, etc, are some of the other noteworthy metal antiquities retrieved from the excavations. Shell and ivory objects, beads of glass and semi-precious stones and other materials are also encountered in considerable numbers.

The stone inscriptions found during the excavation range in date from 2nd to 16th Century A.D. and throw valuable fresh light on the political and cultural history of Vijayanagara - the capital city and the history of its earlier times.

Medieval earthern wares of black, red and polished red colours and various fabrics are found in abundance. The representative shapes include plates, platters, pots, dishes, carinated bowls, storage vessels and multi-spouted vessels of ritualistic purposes, etc. Chinese porcelain used as a deluxe ware by the elite, some bearing legend in Chinese script are also found.

Exploration in and around Sannati

The Bangalore circle of the Archaeological Survey of India explored the twentyfour villages on the banks of the river Bhima as part of the exploration of the submergence area. The exploration has brought to light, for the first time, a continuous cultural sequence from the early Palaeolithic times down to the Rashtrakuta - Kalyana Chalukya times in the Bhima valley besides enriching our knowledge in the early history of the area.

Lower palaeolithic implements in lime stone and quartzite are found at Sannati and Kollur. Middle palaeolithic, mesolithic and upper palaeolithic artefacts are discovered at Rajwal, Sirwal, Hotinmadu and Hasargundgi. Though two stray neoliths are discovered, no site yielding habitational deposits of Neolithic, Chlacolithic or megalithic periods were noticed.

In the year 1989, the officials of the Hyderabad Circle of the Survey discovered a steel bearing Asokan Edicts at Sannati. The slab was actually used as the Yonipitha for installing Bhadrakali image in a sub-shrine in the Chandralamba temple complex. This is a significant discovery because the slab contains parts of separate Rock Edicts I and II of Asoka which were hitherto known only from Kalinga area (Orissa State), in addition to portions of Major Rock Edicts XII, XIII and XIV.

Among the significant early historic sites, Sannati, Hasargundgi and Kanaganahalli are important. The fortified early historic township at Sannati

was thoroughly re-explored. The upper and lower citadels alignments of brick structural activity have been identified and large number of pottery including typical moulded variety and what appears to be sherds of Northern Black polished ware are also retrived for the first time from Sannati. A number of new Brahmi inscriptions and sculptural slabs were discovered. On the northern part of the Ranamandala area, the bead manufacturing site was also identified.

At Hasargundgi, located on the right bank opposite to Sannati two mounds of Buddhist affinity are noticed. Near one of the mounds some architectural members like ornate pillars, cross-bars, etc belonging to a stupa-railing were found. An outstanding discovery in this site is the sculpture in round of a Yaksha wearing necklace. The pendent of the necklace has a beautiful seated Gajalakshmi being anointed by elephants. This is the earliest Gajalakshmi representation in the whole of South India.

At Kanaganahalli, a much disturbed drum portion of a stupa and several sculptural and inscribed slabs were discovered.

There are as many as twentyone temples and two ornately designed stepped tanks at Sirwal, more than half a dozen temples at Kollur and almost a dozen temples at Anbi. Stylistically all these are assignable to the Rasthrakuta period. Temples and sculptures of the medieval period are also noticed in some of the explored villages.

Excavation coducted by the Directorate of Archaeology and Museums in Karnataka under the directions of Dr. A. Sundara (1986-87) on the south-west corner of Ranamandala area has laid bare structual remains in the brick medium and other relics datable to Satavahana period. Excavation done upto an average of 2.5 meters has laid bare part of a warehouse and a copper smithy. The copper smithy contains a circular furnance with accessary units and terracotta crucibles containing copper ingots. Antiquities of glass, jasper and beads of terracotta and a number of spherical stone balls of varying size, probably used as weights were found in the excavation.

The Hyderabad circle of the Archaeological Survey of India has conducted excavations at Sannati in collaboration with the Society for South Asian Studies represented by James Robert Hovell during the seasons 1986-87, 1988-89 and 1989-90. The work was concentrated in and around Stupa II at Sannati. As a result of the excavation to a depth of five meters, it was found that the core of the Stupa was made up of mud mixed with the lime stone fragments

to form a stable base for the structure. Excavation extended on the peripheral area of the Stupa has revealed basements of a pillared platform-like structure, brick revetment provided to the *stupa* which was further strengthened by providing revetment in stone and some memorial or votive platforms which probably accommodated the *chhaya-pratimas.*

Antiquities like lead, potin and copper coins of the Satavahana period, beads of glass and semi-precious stones, kohl sticks, iron nails, fragments of inscribed slabs and pottery all assignable to the Satavahana period have been retrieved during the above excavation.

Excavations at Talakadu *

The State Department of Archaeology in collaboration with the Department of Ancient History and Archaeology, Mysore University conducted in 1993 excavations in the sand dune covered ancient capital of Talakadu of the Gangas on the banks of the Cauvery. They unearthed monuments of Vijayanagara times which included some residential site including two wells (or grain stores?) made of terracotta rings, each having more than a dozen rings, pottery, some metalic vessels, earthen smoking pipes etc., They could conclude that sand started accumulating at the site from the last days of Vijayanagara empire (17th Century onwards). A thick brick wall of considerable length has also been identified.

Of the Ganga times, a brick Jaina Basadi with three *garbhagrihas* having Parshwanatha as the main deity is unearthed. The *basadi* could be located in a place in the vicinity of a tree under which the original Parshwanatha image had been lying. Pottery of the time and a beautiful image of Mahishamardini has also been unearthed. Some of the brick structures are also of the Ganga times.

More interesting is the unearthing of artefacts to be identified with Satavahana culture (beginning of the Christian era) like pottery, a very large number and variety of coloured beads, a goldsmiths furnace with a mould near it in which counterfeit Roman coins were minted, together with the ashes from the furnace. There are layers under this of neolithic culture with artefacts

* Information furnished by Dr. D.V. Devaraj, Director of Archaeology and Museums, Mysore.

resembling those found at Hemmige and T.Narsipur. Talakadu excavation will continue for many more years.

Quit India Movement

Part I, p.368 : Instead of the first sentence in para II, substitute the following:

A total 11 people were killed in Bangalore. In Hassan district, people refused to pay tolls at the weekly shandys, and thousands participated in such demonstrations held all over the district. At Shravanabelagola on 6-10-1942, the demonstrators turned violent and stoned the police party, killing one Constable. The police restorted to firing, and in all 118 rounds were fired, killing six, three on the spot and wounding 12.

P. 368 : at the beginning of the last para, instead of 1st sentence :

A total of over 15,000 people came to be arrested in Karnataka during 1942-43, in which princely Mysore areas quota itself was 10,000 persons. In Belgaum and Dharwad districts too over 2000 each came to be arrested or detained.

Part I P. 369, add after para II:

A list of persons killed during the Quit India movement is compiled as follows :

Narayana Doni at Hubli and Satappa Topannavar at Kadiveshivapura (Belgaum dt) both on 15.8.42 by police firing. Satalingappa Pangire of Nipani and one more person on 17.8.42 by police firing.

In Bangalore, Timmadas on the Avenue Rd by police firing on 16.8.42. Three persons who were not identified, one aged 45 at the Dodpeth Chauk, another aged 20 near the Tuppada Anjaneya temple, and a third person aged 35 at Sultanpeth, all by police firing on 17.8.42. On the same day, one Tippayya near the Tuppada Anjaneya temple, one Appayya at the Arcot Srinivasachar Street V.R. Srinivasan near Dodpeth Chauk, Narayanachar at Chikpeth and Subasingh near the post office or Arcot Srinivasachar Street and Ponnuswamy on the Avenue Rd, died when police resorted to firing. One person died similarly on Aug 23 near the Mysore Bank, whose name is not known.

At Bailhongal seven persons died due to police firing on 17-8-42. Their names are : Siddappa Sattigeri, Shivalingappa Kotambari, Ramappa Dodwad, Dattu Matade, Mallappa Hirehali, Rachappa Hebbal and Shivaputrappa Belgavi.

At Davangere, as a result of police firing on 17-8-42, three died on the spot and four others that were wounded died subsequently. Ningappa, Nagappa and Virupakshappa died on the spot. Lingappa on 18th and Thimmappa, Nilaji Hannumanthappa and Basappa subsequently.

At Tiptur one Siddappa of Maranagere village was wounded by firing on 18-8-42 and died the next day.

The names of those that died at Shravanabelagola due to firing on 6-10-42 are Dyavayya, Shivananjegauda (from Narasinganahalli), Venkategauda(from Amajihalli), Nanjegauda (local person ?), Boranna (from Sollapur) and Muddegauda (from Bommeganahalli). One person who was wounded on that day died on 13-10-42. His identity was not known.

One Huliyappa from Gangur, Hassan district died on 27-10-47 due to the lathi blows he received in his own village. One student, C. Shankarappa(from Kolur village) died in Mysore Jail due to police atrocities on 29-10-42.

One person from Khavatikoppa near Kudachi (Raibag taluk)died when the military fired in the night of 5-11-1942. The name of the deceased is not known.

Five persons convicted in the Isur case (Shimoga dt) were hanged in Bangalore Central Jail on March 1, 2 and 3rd. They are Gurappa of Arasingere village, Mallappa of Churchugundi village and Suryanarayanachari, Halappa and Shankarappa, all from Isur.

Mailara Mahadevappa, Irayya Hiremath and Tirukappa Madivalar died on police firing at Hosaritti, Haveri taluk on 1-4-43.

Timmanagauda Patil of Menasinhal village received serious injuries on a bomb explosion which took place at Kuppelur in Ranebennur tq. in a scuffle with the police on 10-2-43 when he was trying to confiscate the revenue amount collected, and his death occurred subsequently due to tetanus caused by want of proper treatment as he was underground.

Hanumantappa Gandolli of Munavalli (Belgaum dt) died of injuries sustained at the hands of the police.

Ranganatha Prabhu of Karkala, D.K. died of jaundice in Bellary (Alipuram) prison. Moorusavirappa Ichageri of Hubli died of cholera in Visapur Jail now in Maharastra. Dyavappa Bhavi of Hebli (Dharwar dt), Smt. Gangubai Kinare

of Nipani (Belgaum dt), Vamanrao Potdar of Akkol, Jinagauda Patil of Bedkihal and Gopal Manjire of Nipani (all of Chikodi tq, Belgaum dt) died in Yerwada (Pune) or Belgaum (Hindalga) prisons due to cholera. (A few more who died in prison whose names could not be ascertained). Kotre Nanjappa from Dognalu, Chitradurga dt. who was underground for over two years and had an arrest warrant on him, died of anaemia at Hubli on 11-11-43.

P.369: Change the first sentence thus: When India was to be free, though the Mysore Maharaja signed the Instrument of Accession on 9th Aug 1947, he did not agree to establish responsible government in Mysore State. Then the Mysore Congress decided to launch "Mysore Chalo" movement to force the Maharaja to agree to establish responsible government.

P.385, para 3 add:

Among the literary men add the name of Adya Rangacharya (Sriranga).

After 1956

Add after page 388:

S.Nijalingappa became the first Chief Minister of Karnataka on 1-11-56. After the General Elections of 1957 he was appointed the Chief Minister again as the leader of the Congress Party, enjoying a strength of 151 members. He was sworn in on 19-4-1957. On 16-5-1957 B.D.Jatti was elected the leader of the Congress Party and bacame the Chief Minister and continued in the post till the General Elections of 9-3-1962.

In 1962, S.R.Kanthi became the Chief Minister on 14-3-1962 after General Elections, being elected the leader of the Congress Party and later, on 21-6-1962 S.Nijalingappa assumed Chief Ministership and was re-elected to the post on 5-3-1967 after the fourth General Elections of 1967. On 29-5-1968, Nijalingappa vacated the post in favour in Veerendra Patil who continued as Chief Minister till 1971. On the resignation of his cabinet, Karnataka saw President's rule from 27-3-1971 to 20-3-1972.

After the elections were held to the State Assembly in 1972, Devaraj Urs of the Congress(I) became the Chief Minister on 20-3-1972 and he continued in the post till 31-12-1977 when again President's rule was imposed for the period between 31-12-1977 to 28-2-1978. Devaraj Urs became the Chief Minister again on 28-2-1978 after elections to the State Assembly when the Congress-

I Party of which he was the leader secured majority again in the Assembly elections. But he had to resign and make way to R. Gundu Rao who was sworn in as the Chief Minister on 12-1-1980.

After the elections to the Assembly, a coalition led by the Janatha Party secured majority. Ramakrishna Hegde was sworn in as Chief Minister on 10-1-1983, and after a re-election to the Assembly, the Janata Party secured more seats than earlier and Hegde was again sworn in as the Chief Minister on 8-3-1985 and continued in the post till S.R.Bommai was elected to the post from the same party on 13-8-1988. On 21-4-1989, the Assembly was dissolved and President's rule was imposed between 21-4-1989 and 30-11-1989.

After the elections to the State Assembly in 1989, Veerendra Patil became the Chief Minister, being the leader of the Congress Party which secured majority in the Assembly, and he was followed by S.Bangarappa as the Chief Minister on 17-10-1990. At present Veerappa Moily is the Chief Minister from 19-11-1992.

CHAPTER III

PEOPLE

Add to Part I, Page 390, after the first table:

The population of the State by residence and sex as per 1991 Census is as follows:

Sex	*Rural*	*Urban*	*Total*
Male	1,57,44,942	72,06,975	2,29,51,917
Female	1,53,24,471	67,00,813	2,20,25,284
Total	3,10,69,413	1,39,07,788	4,49,77,201

Density: The density of population in State in 1991 was rural 165, Urban 3,761 and total 234 per sq.km.

The following table shows the area and population of the state by districts along with the percentages and rankings as per 1991 census (Pages 390 and 391 in the State Volume I)

Table No.3.1

Table showing district-wise area and population with rankings in Karnataka in 1991.

(See page 391 of part I for 1981 figures)

Districts	Area in Sq.Kms			Population		
	Area	% to State's Area	Rank	Population	% to State population	Rank
1. Bangalore	2,190	1.14	20	48,39,162	10.76	1
2. Bangalore Rural	5,815	3.03	16	16,73,194	3.72	14
3. Belgaum	13,415	6.99	5	35,03,606	7.79	2
4. Bellary	9,885	5.15	11	18,90,092	4.22	13
5. Bidar	5,448	2.84	17	12,55,799	2.79	17
6. Bijapur	17,069	8.90	1	29,27,990	6.50	5
7. Chikmagalur	7,201	3.76	14	10,17,283	2.27	19
8. Chitradurga	10,852	5.66	7	21,80,443	4.86	11
9. Dakshina Kannada	8,441	4.40	12	26,94,264	6.01	6
10. Dharwad	13,738	7.16	4	35,03,150	7.80	3
11. Gulbarga	16,224	8.46	2	25,82,169	5.74	7
12. Hassan	6,814	3.55	15	15,69,684	3.50	16
13. Kodagu	4,102	2.14	19	4,88,455	1.08	20
14. Kolar	8,223	4.29	13	22,16,889	4.93	10
15. Mandya	4,961	2.59	18	16,64,374	3.70	15
16. Mysore	11,954	6.23	6	31,65,018	7.04	4
17. Raichur	14,017	7.31	3	23,09,887	5.15	8
18. Shimoga	10,553	5.50	9	19,09,663	4.24	12
19. Tumkur	10,958	5.53	8	23,05,819	5.14	9
20. Uttara Kannada	10,291	5.37	10	12,20,260	2.72	18
State Total	1,91,791	100.0		4,49,77,201	100.0	

Source: Census of India 1991 Series 11, Karnataka, Final population totals

Bangalore district which was formerly (1981) of the 14th rank in area is now 20th in area due to its division. Still it ranks first in population, Bangalore Rural district, newly created is 16th in area and 14th in population.

Table No.3.2

Additional Table

The following table gives the ratio of Rural and Urban population by districts as per 1991 Census.

Districts	Total	Percentage to the total population			
		Rural	Urban	Rural	Urban
1. Bangalore	48,39,162	6,69,909	41,69,253	13.84	86.16
2. Bangalore Rural	16.73.194	13,69,908	3,03,286	81.87	18.13
3. Belgaum	35,83,606	27,41,820	8,41,786	76.51	23.49
4. Bellary	18,90,092	13,25,692	5,64,400	70.14	29.86
5. Bidar	12,55,799	10,10,096	24,5703	80.43	19.57
6. Bijapur	29,27,990	22,39,244	6,88,746	76.48	23.52
7. Chikmagalur	10,17,283	8,45,422	1,71,861	83.11	16.89
8. Chitradurga	21,80,443	15,91,765	5,88,678	73.00	27.00
9. Dakshina Kannada	26,94,264	19,31,670	7,62,594	71.69	28.31
10. Dharwad	35,03,150	22,79,259	12,23,891	65.05	34.95
11. Gulbarga	25,82,169	19,72,366	6.09,803	76.38	23.62
12. Hassan	15,69,684	12,96,962	27,27,22	82.62	17.38
13. Kodagu	4,88,455	4,10,514	77,941	84.04	15.96
14. Kolar	22,16,889	16,99,906	5,16,983	76.68	23.32
15. Mandya	16,44,374	13,77,570	2,66,804	83.77	16.23
16. Mysore	31,65,018	22,24,724	9,40,294	70.29	29.71
17. Raichur	23,09,887	18,29,765	4,80,122	79.21	20.79
18. Shimoga	19,09,663	14,03,421	5,06,242	73.49	26.51
19. Tumkur	23,05,819	19,23,656	3,82,163	83.42	16.58
20. Uttara Kannada	12,20,260	9,25,744	2,94,516	75.86	24.14
State Total	4,49,77,201	3,10,69,413	1,39,07,788	69.08	30.92

Source: Census of India 1991 Series II, Karnataka, Final Population Totals.

Add to Part II, p.393:

Growth of Population

The total population of Karnataka in 1981 was 3,71,35,714 and it rose to 4,49,77,201 in 1991, an increase of 78,41,487 and the percentage growth rate during the decade was 21.12. The growth rate of rural population during the decade was 17.65 and that of the urban population was 29.62. This percentage growth rate of the population during the decade 1971-81 was 26.75 (rural 19.07 and urban 50.65): The table below gives the decadal variation and percentage variation of population during the decades 1971-1981 and 1981-1991.

Table No.3.3

Year	*Population*	*Decadal variation*	*Percentage of Decadal variation*
1971			
Rural	2,21,76,921		
Urban	71,22,093	18,55,600	
Total	2,92,99,014	47,12,242	24.22
1981			
Rural	2,64,06,108	42,29,187	19.07
Urban	1,07,29,606	36,07,513	50.65
Total	3,71,35,714	78,36,700	26.76
1991			
Rural	3,10,69,413	46,63,305	17.65
Urban	1,39,07,788	31,78,182	29.62
Total	4,49,77,201	78,41,487	21.12

During the decade 1981-1991, the growth of population in the State was 21.12 per cent as against 26.75 per cent in the decade 1971-1981. Among the districts, Bangalore district has recorded the highest growth rate of 38.44 per cent and Kodagu has registered the lowest rate of 5.75 per cent in the decade. In the table that follows the population of the State by districts is given for 1981 and 1991 along with variation and percentage decadal variations.

Table No. 3.4

District variation between 1981 and 1991

District	*Population* 1981	1991	Variation	% of decadal variation
1 2	3	4	5	6
1. Bangalore	34,95,566	48,39,162	13,43,596	38.44
2. Bangalore Rural	14,52,044	16,73,194	2,21,150	15.23
3. Belgaum	29,80,440	35,83,606	6,03,166	20.24
4. Bellary	14,89,225	18,90,092	4,00,867	26.92
5. Bidar	9,95,691	12,55,799	2,60,108	26.12
6. Bijapur	24,01,782	29,27,990	5,26,208	21.91
7. Chikmagalur	9,11,769	10,17,283	1,05,514	10.37
8. Chitradurga	17,77,499	21,80,443	4,02,944	22.67
9. Dakshina Kannada	23,76,724	26,94,264	3,17,540	13.37
10. Dharwad	29,45,437	35,03,150	5,57,663	18.93
11. Gulbarga	20,80,463	25,82,169	5,01,706	24.12
12. Hassan	13,57,014	15,69,684	2,12,670	15.67
13. Kodagu	4,61,888	4,88,455	26,567	5.75
14. Kolar	19,05,492	22,16,889	3,11,397	16.34
15. Mandya	14,18,109	16,44,374	2,26,265	15.96
16. Mysore	25,95,900	31,65,018	5,69,118	21.92
17. Raichur	17,83,822	23,09,887	5,26,065	29.49
18. Shimoga	16,56,731	19,09,663	2,52,932	15.27
19. Tumkur	19,77,854	23,05,819	3,27,965	16.58
20. Uttara Kannada	10,72,034	12,20,260	1,48,226	13.83
State Total	371,35,714	449,77,201	78,41,487	21.12

Bellary (growth rate from 1971 to 81 being 20.90%), Bidar (31.22% in 1981), Bijapur (15.90), Chikmagalur (24.56), D.Kannada (22.12), Dharwad (9.48), Gulbarga (33.78), Kodagu (12.64), Kolar (31.49), Mandya (34.30), Mysore (23.26), Tumkur (32.77) and Uttara Kannada (17.44) have shown a decline in per centage of increase whereas the districts of Chitradurga (21.37), Hassan (12.64) and Raichur (23.37) have recorded a higher percentage growth than between 1971-81. But on the whole the decade witnessed lowest population growth when compared to earlier decades.

Add to P.393 of part I :

Sex Ratio

The sex ratio is defined as the number of females for every 1000 males in a given area. The sex ratio of population in 1991 was 961 females for every 1,000 males. The rural ratio was 975 females for every 1,000 males and that of the urban sex ratio was 930. Comparing with sex ratio of 1981, the ratio has almost remained the same for the total population of the State with a slight decrease in the number of females. Whereas in the rural areas the ratio was higher in 1981 and in the urban areas it was a little less during the same Census year. During 1981, the ratio for the urban area of the Bangalore District was significantly less than the State's ratio and improved a little in 1991.

In the following table the sex ratios by residence are given for the districts in the State as in 1991. The sex ratios in the district of Bangalore Rural, Chitradurga, Dharwad, Bidar, Mysore were less than the State's average and the districts of Dakshina Kannada, Chikmagalur, Hassan, Kodagu, Raichur, Uttara Kannada have a higher sex ratio than the State's average. There is a sharp fall in the number of females (more than 10 per thousand men) in the districts of Bidar, Bijapur and Gulbarga between 1981 and 1991 and con-

siderable increase (more than 10 per 1000 men) in Dakshina Kannada, Chikmagalur and Shimoga districts during the same period. In Dakshina Kannada sex ratio was 1,059 in 1981 and 1,063 in 1991. Hassan joined Dakshina Kannada in maintaining the balance in 1991 by taking the figure to 1000 as against 987 in 1981. Malnad areas have a higher sex ratio than other areas. The table below clarifies the point.

Table No. 3.5

The Table showing the Sex ratios in the districts of State by residence in Karnataka, 1981 and 1991.

Districts	1981 Rural	1981 Urban	1981 Total	1991 Rural	1991 Urban	1991 Total
1. Bangalore	922	896	900	914	902	904
2. Bangalore Rural	960	932	955	953	935	950
3. Belgaum	965	928	957	965	940	959
4. Bellary	984	951	973	975	947	966
5. Bidar	978	920	968	967	899	954
6. Bijapur	993	951	982	970	950	965
7. Chikmagalur	965	905	953	987	940	979
8. Chitradurga	957	904	944	956	913	944
9. Dakshina Kannada	1075	1013	1059	1089	1002	1063
10. Dharwad	959	929	948	948	939	945
11. Gulbarga	995	935	981	974	926	962
12. Hassan	999	916	987	1013	942	1000
13. Kodagu	943	984	933	999	939	989
14. Kolar	976	953	971	971	952	966
15. Mandya	966	924	960	969	936	964
16. Mysore	956	937	951	958	943	953
17. Raichur	997	952	988	988	950	980
18. Shimoga	955	923	947	970	937	961
19. Tumkur	969	912	961	973	893	959
20. Uttara Kannada	965	939	958	970	959	967
State Total	978	926	963	975	930	961

Table No. 3.6

Density

The following table shows the density per square km of population by residence and districts of the States as per 1991 Census. It is 234 in 1991 as against 193 in 1981 and 153 in 1971.

Districts	Rural	Urban	Total
1. Bangalore	372	11453	2195
2. Bangalore Rural	237	4698	286
3. Belgaum	203	4138	262
4. Bellary	140	1286	191
5. Bidar	187	5623	230
6. Bijapur	133	2148	171
7. Chikmagalur	118	2544	141
8. Chitradurga	147	10453	201
9. Dakshina Kannada	240	1959	319
10. Dharwad	214	169	255
11. Gulbarga	122	4943	159
12. Hassan	191	5818	230
13. Kodagu	100	1957	118
14. Kolar	209	4996	269
15. Mandya	281	4370	331
16. Mysore	188	5993	264
17. Raichur	131	5455	165
18. Shimoga	135	3605	181
19. Tumkur	182	7190	217
20. Uttara Kannada	91	1712	1182
State Total	165	3761	234

The rural and urban areas refer to only 1981 Census (1991 figures are not available with regard to rural-urban areas).

Among the districts of the State, Bangalore District has registered the highest density of 2,195 persons per sq.km and the lowest of 118 persons per sq.km being shared by Kodagu and Uttara Kannada districts. The density of population in the urban areas of Bangalore District in 1991 was 11,453 per sq.km. The district with a density of more than 300 persons per sq.km are (apart from Bangalore) D. Kannada and Mandya. Those with a density between 300 to 250 are Bangalore Rural, Belgaum, Dharwad, Kolar and Mysore districts. Districts between 250 to 200 are Bidar, Chitradurga, Hassan and Tumkur. Bangalore and Chitradurga districts have an urban density of 10,000 per sq.km (in the latter district there are two large cities, Davangere and Chitradurga). Those districts with an urban density of more than 5,000 per sq. km are Bidar, Hassan, Mysore, Tumkur and Raichur. Uttara Kannada has the lowest density of rural population, and three other district close to it in this regard are Kodagu, Chikmagalur and Gulbarga.

While speaking of urban centres, Bangalore City Corporation which enjoyed the fifth position in India on the basis of its population slipped to the sixth position in 1991, being elbowed out by Hyderabad. Mysore and Hubli-Dharwad City corporation areas have crossed five lakh population limit during the decade during 1991.

Add to Part I, P.395 after first para :

Age Groups:

Table 3.7

The following table provides the distribution of population by age groups and its percentage to the total population of the State as in 1981.

Age-group	Population	Percentage to the total population of the state
0-14	1,46,78,875	39.52
15-19	36,91,532	9.94
20-24	32,80,282	8.83
25-29	29,08,324	7.83
30-39	43,63,073	11.75
40-49	34,13,248	9.19
50-59	22,34,902	6.02
60 & above	24,58,787	6.62
All ages	3,71,35,714	

Source: Census of India, 1981, Social and Cultural Tables.

Note: All ages include ages not stated.

The age groups 0-14 and 60 and above are considered as dependants and they constitute 41.14 per cent of the total population and the working population, 15-59 years of age constitute 53.56 per cent of the total population, which is slightly higher than the previous decade (51.45%). There were as many as 4,54,744 who were aged more than 70 years and 8,494 centenarians (male 3,270, female 5,224)

Add to Part I, page 398, after the Second Table:

Table No.3.8

The table given below shows the marital status in percentage of males and females in different age groups according to 1981 Census. The Age group 0-9 is considered as never married.

	Never married		*Married*		*Widowed*		*Divorced or separated*	
	Male	*Female*	*Male*	*Female*	*Male*	*Female*	*Male*	*Female*
0-9	100	-	-	-	-	-	-	-
10-14	99.05	95.99	0.86	3.88	0.04	0.05	N.	0.02
15-19	96.59	63.23	3.29	36.24	0.05	0.25	N	0.23
20-24	77.91	19.60	21.78	78.88	0.16	0.93	0.07	0.56
25-29	34.96	4.67	64.45	92.67	0.36	1.93	0.15	0.72
30-34	9.36	1.76	89.66	92.24	0.70	4.35	0.23	0.85
35-39	3.08	0.90	95.55	91.12	1.08	7.16	0.25	0.81
40-44	2.09	0.75	95.48	84.23	2.08	14.17	0.32	0.85
45-49	1.63	0.61	94.81	77.79	3.19	20.92	0.33	0.67
50-54	1.50	0.45	92.56	63.86	5.58	35.11	0.32	0.56
55-59	1.32	0.45	91.14	56.31	7.24	42.75	0.27	0.47
60-64	1.33	0.37	86.96	36.60	11.29	62.59	0.36	0.42
65-69	3.33	0.49	84.07	30.35	14.13	68.80	0.32	0.35
70- 1.28	0.43	75.99	15.97	22.32	83.32	0.25	0.24	
All ages	59.39	48.12	38.62	41.99	1.83	9.51	0.12	0.35

Source: Census of India 1981, Social and Cultural Tables.

Child marriage of girls in the age groups 10-14 appears to have slightly declined, from 93.26% never married in 1971 to 95.99% in 1991. And a trend towards late marriage of girls in the age group of 15-19 is indicated as the never married in this category were 49.65% in 1971 and this figure has gone up to 63.23% in 1981. Marriage of girls in the fertile ages of 20 to 24 and 25 to 29 have declined in number during the same decade considerably, from 11.31% to 19.60 % and 2.56% to 4.67% respectively among the never marrieds' category.

The following table gives the percentage distribution by residence, the marital status of the population of the state as per 1981 Census.

Add to Part I, Page 398 after second para:

Table No.3.9

Status	Rural Male	Rural Female	Urban Male	Urban Female	Total Male	Total Female
Never married	58.45	47.30	61.70	50.22	59.39	48.13
Married	39.32	42.40	36.96	40.99	38.64	42.00
Widowed	2.07	9.90	1.28	8.51	1.83	9.52
Divorced or separated	0.15	0.40	0.06	0.26	0.12	0.35

Source: Census of India 1981 Series-9 Karnataka Part IV-A Social and Cultural tables.

It is seen from the above table that widows are more than widowers both in rural and urban areas of the district. Males, in general, out-number females in the group 'never married'. There are more divorcees or separated among females than males in the population.

Add to Part I, P.396 :

LITERACY

Table No.3.10

Table showing the percentage of literates in the disctricts by sex and ranking in Karnataka State as in 1981 and 1991.

District 1	1981 M 2	1981 F 3	1981 Total 4	1981 Rank 5	1991 M 6	1991 F 7	1991 total 8	1991 Ranking 9
1. Bangalore	59.64	42.24	51.32	2	72.01	59.22	65.94	1
2. Bangalore Rural	59.64	42.24	51.32	2	52.05	32.87	47.71	9
3. Belgaum	48.65	24.09	36.64	11	55.26	32.45	44.10	13
4. Bellary	41.65	19.32	30.64	15	47.84	26.21	37.21	17
5. Bidar	38.20	14.28	26.44	17	47.60	24.74	36.44	18
6. Bijapur	45.22	18.46	31.96	13	57.37	33.60	45.70	12
7. Chikmagalur	52.57	33.97	43.50	6	60.48	43.99	52.32	5
8. Chitradurga	48.78	27.09	38.25	8	56.03	36.24	46.41	11
9. Dakshina Kannada	62.09	45.32	53.47	1	72.29	59.14	65.51	2
10. Dharwad	54.24	29.83	42.36	7	59.46	37.58	48.83	7
11. Gulbarga	36.37	13.30	24.94	18	41.75	19.87	31.02	19
12. Hassan	48.46	26.38	37.49	9	58.45	38.44	48.44	8
13. Kodagu	56.53	43.30	50.15	3	64.26	52.66	58.49	3
14. Kolar	44.21	22.61	33.57	12	53.09	32.02	42.74	14
15. Mandya	40.48	19.91	30.40	16	50.46	31.56	41.18	15

cont'd

1	2	3	4	5	6	7	8	9
16. Mysore	39.30	22.97	31.34	14	47.67	32.09	40.06	16
17. Raichur	35.91	13.40	24.72	19	39.54	17.81	28.78	20
18. Shimoga	53.74	34.61	44.44	5	60.22	43.48	52.01	6
19. Tumkur	48.24	25.14	36.92	10	56.73	35.77	46.47	10
20. Uttara Kannada	57.36	38.95	48.35	4	64.49	48.12	56.44	4
State Total	48.81	27.71	38.46		56.41	37.31	47.05	

Newly created Bangalore district has come to acquire first rank in literacy rate in 1991 as it is predominantly urban, relagating Dakshina Kannada to the second rank and Kodagu retaining its third rank. Raichur has the lowest literacy rate in the State; though Gulbarga district was on par with it in 1981, has improved its literacy rate a little faster than Raichur. Together with these, Bellary and Bidar districts too have a literacy rate of less than 40%. Female literacy is higher than the State's total (47.05%) in the districts of Bangalore, Dakshina Kannada, Kodagu and Uttara Kannada.

The number of female literates per thousand male literates in the State as in 1991 is only 636 (Urban 743 and rural 568). Dakshina Kannada district has the highest literacy ratio followed by Kodagu (810) and Bangalore districts (743). The gap between male and female literacy rates is widest in the Hyderabad Karnataka area (Bidar-496, Gulbarga 458 and Raichur 441). The taluks of Sirguppa, Molakamuru, Afzalpur, Aland, Chincholi, Jevargi, Shahpur, Bagepalli, Manvi, Lingsugur, Kushtagi, Devadurga and Yelburga show a wide gap between male and female literates.

Effective Literacy

Table No.3.11

Table showing the literates (population of the age group 0-6 is not included) by districts, residence and sex in Karnataka, 1991.

Districts 1	Rural Male 2	Rural Female 3	Rural Total 4	Urban Male 5	Urban Female 6	Urban Total 7	Total Male 8	Total Female 9	Total Total 10
1. Bangalore	67.97	44.09	56.68	85.25	72.68	79.33	82.94	68.81	76.27
2. Bangalore Rural	58.61	33.43	46.37	74.56	59.68	67.39	61.51	38.15	50.17
3. Belgaum	61.23	31.07	46.47	83.54	62.99	73.59	66.65	38.69	53.00
4. Bellary	52.73	24.34	38.71	71.93	49.32	60.93	58.71	31.97	45.57
5. Bidar	53.85	24.51	39.43	78.76	55.91	68.02	58.97	30.53	45.11
6. Bijapur	66.09	35.29	50.91	80.88	55.27	68.42	69.69	40.06	55.13
7. Chikmagalur	67.59	47.19	57.46	84.73	72.03	78.59	70.56	51.31	61.05
8. Chitradurga	61.36	35.42	48.69	81.20	65.05	73.52	66.88	43.36	55.48

Cont'd

1	2	3	4	5	6	7	8	9	10
9. Dakshina Kannada	81.65	64.00	72.37	90.87	78.21	84.51	89.40	67.96	75.86
10. Dharwad	66.70	37.13	52.34	79.82	59.93	70.20	71.37	45.20	58.68
11. Gulbarga	44.32	16.06	30.36	75.86	51.87	64.36	52.08	24.49	38.54
12. Hassan	65.51	39.55	52.40	84.02	71.08	77.76	68.87	44.90	56.85
13. Kodagu	72.79	58.16	65.50	88.43	77.76	83.27	75.35	61.22	68.35
14. Kolar	56.79	29.06	43.16	81.63	66.15	74.09	62.69	37.75	50.45
15. Mandya	55.89	32.12	44.19	75.75	60.66	68.46	59.18	36.70	48.15
16. Mysore	46.01	25.53	36.00	79.69	66.91	73.50	56.23	37.95	47.32
17. Raichur	44.26	16.48	30.42	68.53	43.59	56.38	49.53	22.15	35.96
18. Shimoga	66.38	44.24	55.48	84.23	71.35	78.01	71.24	51.42	61.53
19. Tumkur	63.12	36.98	50.23	82.51	67.79	75.61	66.49	41.93	54.48
20. Uttara Kannada	72.58	51.31	62.10	88.19	73.79	81.10	76.39	56.77	66.73
State Total	60.30	34.76	47.69	82.04	65.74	74.20	67.26	44.34	56.04

Effective Literary Rate: All children below the age of 7 years have been treated as illiterates while calculating the effective literacy rate (the population in the Age group 0-6 is excluded).

Source: Final Population Totals - Census of India 1991.

Add to Part I, P.400 :

WORKERS AND NON-WORKERS

Table No.3.12

The table below shows the percentage of total workers in the state in 1981 and 1991 in urban areas (including marginal workers)

Persons	*Percentage of worker in 1981*	*Percentage of workers in 1981*	*Percentage increase in number of workers 1981-91*
Male	54.59	54.09	26.11
Female	25.33	29.39	40.37
Total	40.24	41.99	26.39

Source: Census of India 1991,Final Population Totals

Table No.3.13

Table showing population of main workers by sex in Karnataka in 1981-91

Persons	*Proportion of main workers in percentage to the total population*	
	1981	*1991*
Male	53.90	53.53
Female	18.95	22.73
Total	36.76	38.45

Source: Final population total, census of India, 1991.

Table No.3.14

Table showing the distribution of Main Workers, Marginal Workers and Non-workers by Residence and Sex, 1991.

	Rural			*Urban*			*Total*		
	Male	*Female*	*Total*	*Male*	*Female*	*Total*	*Male*	*Female*	*Total*
1. Cultivators	44,11,379	12,45,703	56,57,082	2,16,654	41,897	2,58,551	46,28,033	12,87,600	46,28,033
2. Agricultural Labourers	23,03,813	23,39,094	46,42,907	2,08,488	1,48,564	3,57,052	46,42,907	3,57,052	49,99,957
3. Livestock, forestry, etc.	4,00,602	1,39,456	5,40,058	66,533	10,142	76,675	4,67,135	1,49,598	6,16,733
4. Mining and Quarrying	61,944	18,425	80,369	30,770	5,230	36,000	92,714	23,655	1,16,369
5. Manufacturing servicing etc. in Household Industries	1,47,442	61,333	2,08,775	69,930	43,446	1,13,376	2,17,372	1,04,779	3,22,151
6. Manufactuing, servicing etc in household Industry.	3,01,322	2,11,285	5,12,607	8,31,385	1,84,982	10,16,368	11,32,708	3,96,267	15,28,975
7. Construction	1,32,303	11,033	1,43,336	2,57,034	27,602	2,84,636	3,89,337	38,635	4,27,972
8. Trade & Commerce	3,72,315	61,846	4,34,161	8,60,360	85,433	9,45,793	12,32,675	1,47,279	13,79,954
9. Transport, Storage & Communication	1,19,713	.2,607	1,22,320	3,17,847	14,797	3,32,644	4,37,560	17,404	4,54,964
10. Other services	4,63,601	1,14,510	5,78,111	7,11,904	2,39,392	9,51,296	11,75,505	3,53,902	15,29,407
Total Main workers	87,14,434	42,05,292	1,29,19,726	35,70,906	8,01,485	43,72,391	1,22,85,340	50,06,777	1,72,92,117
Marginal workers	1,08,610	14,03,240	1,51,858	20,032	62,791	83,823	1,28,642	14,66,039	15,94,681
Total workers	88,23,044	56,08,540	1,44,31,584	35,90,938	8,64,276	44,55,214	1,24,13,982	64,72,816	1,88,86,798
Non workers	69,21,898	97,15,931	1,66,37,829	36,16,037	58,36,537	94,52,574	1,05,37,935	1,55,52,468	26,000,403
Total population	1,57,44,942	1,53,24,471	3,10,69,413	72,06,975	67,00,813	1,39,07,788	2,29,51,967	2.20.25.284	4,49,77,201

Source: Census of India 1991 - Final Population Totals.

Employment opportunities to females have increased during the decade under consideration.

Table No.3.15

The following table shows the number of occupied Residential Houses and the number of households in the State by districts and residence as per 1991 Census.

Districts	Occupied Residential houses			Households		
	Rural	Urban	Total	Rural	Urban	Total
1. Bangalore	1,28,648	8,31,006	9,59,654	1,29,178	8,35,922	9,65,100
2. Bangalore Rural	2,53,831	55,251	3,09,082	2,55,688	56,404	3,12,092
3. Belgaum	4,40,493	1,35,353	5,75,846	4,71,715	1,52,093	6,23,808
4. Bellary	2,24,440	99,273	3,23,713	2,25,951	1,00,768	3,26,719
5. Bidar	1,65,184	36,045	2,01,229	1,67,447	37,686	2,05,133
6. Bijapur	3,69,624	1,14,364	4,83,988	7,34,343	1,16,156	4,90,499
7. Chikmagalur	1,63,648	33,263	1,96,911	1,65,884	34,017	1,99,901
8. Chitradurga	2,80,016	1.03,117	3,83,133	2,82,635	1,05,464	3,88,099
9. Dakshina Kannada	3,27,025	1,30,606	4,57,631	3,30,537	1,33,324	4,63,861
10. Dharwad	3,55,550	2,00,841	5,56,391	3,84,729	2.10,150	4,94,879
11. Gulbarga	3,36,589	1,01,663	4,38,250	3,38,198	1,02,521	4,40,719
12. Hassan	2,39,424	52,054	2,91,478	2,42,670	52,753	2,95,423
13. Kodagu	90,596	16,776	1,07,372	92,010	17,109	1,09,119
14. Kolar	3,04,465	92,997	3,97,462	3,05,745	93,964	3,99,709
15. Mandya	2,43,873	50,230	2,94,103	2,56,425	51,522	3,07,947
16. Mysore	4,05,563	1,74,298	5,79,861	4,16,620	1,77,187	5,93,807
17. Raichur	3,14,836	85,378	4,00,214	3,18,081	86,123	4,04,204
18. Shimoga	2,48,779	96,930	3,45,709	2,52,175	97,907	3,50,082
19. Tumkur	3,70,352	73,589	4,43,941	3,74,011	74,301	4,48,312
20. Uttara Kannada	1,63,105	53,981	2,17,086	1,68,400	56,070	2,24,470
State Total	54,26,039	25,37,015	79,63,054	5,52,438	25,91,441	81,43,879

Add to Part I p. 402:

Houses and Households

Table No. 3.16

The following table shows the number of occupied residential houses and the number of households in the State by districts and residence as per 1981 census (this table was not ready in 1982)

Districts	Occupied Residential houses			Households		
	Rural	Urban	Total	Rural	Urban	Total
1. Bangalore	95914	518850	615764	98144	525673	623817
2. Bangalore Rural	211929	42500	254429	212558	42874	255432
3. Belgaum	351072	102654	453726	384025	115674	499699
4. Bellary	172386	82356	254742	173488	83306	256794
5. Bidar	138276	27896	166172	139303	28068	167371
6. Bijapur	300837	94378	395215	305855	95960	401815
7. Chikmagalur	133724	27979	161703	134404	28343	162747
8. Chitradurga	228419	68016	296435	229204	68364	297568
9. Dakshina Kannada	275718	90118	365836	279878	93457	373335
10. Dharwad	291673	163858	455531	309089	170875	479964
11. Gulbarga	287206	78450	365656	289807	79460	369267
12. Hassan	200191	34138	234329	261201	34451	235652
13. Kodagu	78367	14200	92567	80227	14568	94795
14. Kolar	252901	69316	322217	253770	70164	323934
15. Mandya	206175	38790	244965	208853	39374	248227
16. Mysore	332089	120399	452488	339371	122389	461760
17. Raichur	258164	59823	317987	263822	60633	324455
18. Shimoga	203425	72912	276337	204543	73756	278299
19. Tumkur	310105	48253	358358	311207	48975	360182
20. Uttara Kannada	132305	46925	179230	137402	49542	186944
State total	4461876	1801811	6263687	4556201	1845906	6402107

Add to p.402 Part I:

Institutional Households

Table No. 3.17

The table below gives the number of institutional households and population by districts and residence according to 1981 Census

Districts	Households Rural	Urban	Total	Population Rural	Urban	Total
1. Bangalore	244	2969	3213	9600	54803	64403
2. Bangalore Rural	129	175	304	5266	2945	8211
3. Belgaum	338	828	1116	8421	13309	21730
4. Bellary	92	543	635	1867	8790	10657
5. Bidar	53	72	125	1904	2907	4811
6. Bijapur	262	666	928	4568	10008	14576
7. Chikmagalur	211	480	691	3013	4186	7199
8. Chitradurga	188	624	812	4620	9340	13960
9. Dakshina Kannada	646	877	1523	10263	17031	27294
10. Dharwad	364	1553	1917	5380	20283	25663
11. Gulbarga	179	296	475	2852	7689	10541
12. Hassan	379	445	824	3511	5543	9054
21. Kodagu	214	506	720	2752	3940	6692
14. Kolar	63	345	408	1451	5769	7220
15. Mandya	103	375	478	1917	4761	6678
16. Mysore	372	802	1174	5122	16918	22040
17. Raichur	158	278	436	2552	3511	6063
18. Shimoga	385	759	1144	3428	7419	10847
19. Tumkur	112	383	495	2787	5683	8470
20. Uttara Kannada	318	590	908	4332	6051	10383
State Total	4793	13583	18376	85477	211015	296492

Figures of 1991 were not available.

Add to part I p.402 :

Houseless Households

Table No. 3.18

The houseless households and population of the State by districts and residence are given below as per 1981 Census.

Districts 1	Houseless Households Rural 2	Urban 3	Total 4	Population Rural 5	Urban 6	Total 7
1. Bangalore	820	5877	6697	2996	15307	18303
2. Bangalore Rural	680	274	954	2520	812	3332
3. Belgaum	1521	689	2210	6354	2174	8528
4. Bellary	675	546	1221	2626	1737	4363

1	2	3	4	5	6	7
5. Bidar	365	97	462	1656	396	2052
6. Bijapur	854	300	1154	3644	1154	4798
7. Chikmagalur	640	361	1001	2716	1038	3754
8. Chitradurga	748	343	1091	3034	819	3853
9. Dakshina Kannada	591	820	1411	2033	2146	4179
10. Dharwad	2375	1364	3739	10174	4071	14245
11. Gulbarga	1990	464	2454	7924	1184	9108
12. Hassan	557	312	869	2613	1063	3676
13. Kodagu	398	191	589	1809	604	2413
14. Kolar	770	520	1290	2946	1554	4500
15. Mandya	960	363	1323	3436	913	4349
16. Mysore	604	790	1394	2294	2018	4312
17. Raichur	3114	492	3606	12675	1171	13846
18. Shimoga	1085	565	1650	4447	1556	6003
19. Tumkur	836	338	1174	4093	1242	5335
20. Uttara Kannada	1244	554	1798	4831	1904	6735
State Total	20827	15260	36087	84821	42929	127750

The houseless population to some degree is indicative of social problems like beggary and nomadic life of the people. Bangalore, Dharwad, Raichur and Bijapur are some of the districts having larger population of the houseless in the State.

Urban Population

The urban frame consists of towns and urban agglomerations. A town is a place with a Municipality, Corporation, Cantonment Board or Notified Area Committee of a place with a minimum population of five thousand with at the least 75% of the male working population engaged in non-agricultural persuits and with a density of population of at the least 400 per sq.km. In addition to these, the list of towns includes places included at the discretion of the Director of Census Operations in consultation with the administration of the States or Union Territories.

In 1991 Census, there are 306 places in the State classified as towns as against 281 towns in 1981 Census. Twenty six (19+7) towns of the 1981 census have been declassified in 1991. Census and 51 have been added to the list. Seven more places of the 1981 Census which were treated as separate towns have lost their independent status since they now form part of some other statutory towns as a result of extension of the jurisdiction of the latter.

Kadenahalli and Krishnarajapura now form part of the I.T.I. Notified Area. Alape, Derebail, Kankanadi,Kavuru and Padavu are now incorporated within the limits of Mangalore City Municipal Corporation. The other 19 towns declassified are Baiyyappanahalli-Manavarthe Kaval, Kengeri, Sambre, Kudligi, Sandur, Aurad, Bilgi, Kamatgi, Beltangady, Sulya, Hirekerur, Kalghatgi, Afzalpur, Jevargi, Kudamangalur, Hongahalli, Yelburga, Mundgod and Siddapur. Of these Baiyappanahalli-Manavarthe Kaval is now an outgrowth of Baiyappanahalli and Kengeri is an outgrowth of Bangalore City.

The 51 towns included in 1991 Census are the following : The districts to which they belong are given in the brackets. Dommasandra, Dasarahalli, Kacharakanahalli, Laggere, Saneguravanahalli, Nagavara, Peenya, Kamagondanahalli, Kaval Byrasandra, Geddalahalli, Byataguttepalya, Koramangala, Vijinapura, Banasvadi, Bytarayanapura (B. Narayanapura), Bayyappanahalli, Mahadevapura, Benniganahalli and Kadugodi (all in Bangalore District), Dhupadal, Hidkal and Hindalga (all Belgaum dist), Deogiri (Bellary), Almatti - Sitimani (Bijapur), Pudu, Hosangadi colony, Kannur, Bajal, Kemminje, Puttur and Mallar (all in Dakshina Kannada district), Kurkunta, Adityanagar, Bhimarayanagudi, Krishnapura, U.K.P. Colony, Hunsigi UKP Colony and Narayanapura (all in Gulbarga district), Arsikere - non Municipal area (Hassan), Krishnarajasagar (Mandya), Kabini Colony, Mahadeshwara Hills, Chamundi betta, Mysore non-Municipal area and Kyathamaranahalli (all in Mysore district), Hatti and Shaktinagar (Raichur District), Chakranagar Colony and Mastikatte Colony (Shimoga district), and Kadra (KPC) Colony, Binaga and Magod Colony (all in Uttara Kannada district).

The trend in urbanisation in Karnataka since 1901 is shown in the following table.

Table No. 3.19

Census Year	*No. of Towns*	*Total Urban population*	*Decadal variation*	*Percentage of decadal variation*	*Percentage of urban population to total population in*	
					Karnataka	*India*
1901	215	16,39,900	-	-	12.56	10.84
1911	179	15,63,772	* 76,128	* 4.64	11.56	10.29
1921	192	18,40,687	2,76,915	17.71	13.76	11.18
1931	210	22,39,134	3,98,447	21.65	15.30	11.99
1941	207	27.53.967	5,14,833	22.99	16.94	13.86
1951	285	44,53,980	17,00,013	61.73	22.95	17.29
1961	225	52,66,493	8,12,513	18.24	22.33	17.97
1971	245	71,22,093	18,55,600	35.23	24.31	19.91
1981	281	1,07,29,606	36,07,513	50.65	28.89	23.34
1991	306	1,39,07,788	31,78,182	29.62	30.92	25.72

* Negative, there being a fall in urban population due to the changing of criteria in identifying towns and their number being reduced.

Source : Census Reports, 1991.

Karnataka stood at the 10th rank in the descending order in the level of urbanization in 1981 Census and has moved to 11th rank in the 1991 Census among the States and Union Territories in India. But when the Union Territories and small states are left out, among the major states, it ranks 4th. The urban population of Karnataka has doubled between 1961 and 1981, and it may be recalled that Bangalore city itself had recorded a growth of more than 70% between 1971 and 1981. Rate of urbanisation is faster in Karnataka when compared to India.

The state is becoming steadily more urbanised. It has a larger proportion of its population living in urban areas, than the average for the country as a whole. In 1991, 30.91 percent of the population of the State lived in urban areas whereas the average for India was 25.72 percent. The number of towns and cities in the state has increased from 245 in 1971 to 306 in 1991. The large and medium sized towns are growing more rapidly than the smaller towns.

The following table shows the number of statutory towns and census towns by districts in 1981 and 1991.

Table No. 3.20

Districts	*Number of Towns*					
	1981			*1991*		
	A	*B*	*Total*	*A*	*B*	*Total*
1. Bangalore	6	12	18	5	28	33
2. Bangalore Rural	9	-	9	8	1	9
3. Belgaum	18	2	20	18	4	22
4. Bellary	12	1	13	10	2	12
5. Bidar	6	-	6	5	-	5
6. Bijapur	19	-	19	18	-	18
7. Chikmagalur	9	1	10	5	5	10
8. Chitradurga	10	-	10	5	5	10
9. Dakshina Kannada	14	13	27	11	16	27
10. Dharwad	22	-	22	19	1	20
11. Gulbarga	14	1	15	13	6	19
12. Hassan	11	1	12	6	7	13
13. Kodagu	9	1	10	1	8	9
14. Kolar	14	1	15	10	5	15
15. Mandya	10	1	11	6	5	11
16. Mysore	13	-	13	10	8	18
17. Raichur	11	1	12	8	5	13
18. Shimoga	14	-	14	7	9	16
19. Tumkur	12	-	12	6	6	12
20. Uttara Kannada	11	2	13	8	6	14
State Total	244	37	281	179	127	306

A : Statutory Towns B : Census Towns.

Urban Agglomeration and Cities : The concept of Urban Agglomeration was introduced in 1971. An urban Agglomeration represents a continuous urban spread consisting of a town and its adjoining urban outgrowths(OGS) or two or more physically contiguous towns together with the continuous and well recongnised urban outgrowths. There were 22 Urban Agglomerations in Karnataka as per 1991 Census and they were Bangalore, Mysore, Mangalore, Belguam, Gulbarga, Davanagere, Bijapur, Shimoga, Tumkur, Raichur, K.G.F., Bhadravathi, Hospet, Bidar, Udupi, Hassan, Chitradurga, Gangavathi, Shahabad, Sirsi, Arsikere and Wadi.

The following table shows the number of towns in each class and their population in 1991 and their growth rate during the decade 1981-91 in the State.

Table No. 3.21

Class	*Population Size*	*Total Number*	*Proportion of population in each class to the total urban population.* *1981*	*1991*	*Growth rate* *1981-91*
Class I	1,00,000 & above	21	58.6	64.33	+ 42.14
Class II	50,000 to 99,999	17	6.46	7.32	+ 47.34
Class III	20,000 to 49,999	82	17.75	17.61	+ 28.71
Class IV	10,000 to 19,999	70	13.74	7.70	- 27.27
Class V	5,000 to 9,999	40	2.87	2.08	- 5.85
Class VI	Less than 5,000	24	0.58	0.06	+ 23.42
	Total				29.62

The following two additional tables No. 3.22 and 3.23 provide decadal variation of urban population during 1981-91 and number of towns and cities by Districts as per 1991 Census.

Table No. 3.22

District wise variation of total urban population with percentage of decadal variation in the decade 1981-1991

District	*Total urban population in* *1981*	*1991*	*Decadal variation*	*Percentage decadal variation*
1. Bangalore	2941018	4169253	1228235	41.76
2. Bangalore Rural	252198	303286	51088	20.26
3. Belgaum	671418	841786	170368	25.37
4. Bellary	492160	564400	72240	14.68
5. Bidar	177416	245703	68287	38.49
6. Bijapur	578628	688746	110118	19.03
7. Chikmagalur	159879	171861	11982	7.49
8. Chitradurga	417743	588678	170935	40.92
9. Dakshina Kannada	581513	762594	180981	31.12
10. Dharwad	1038258	1223891	185633	17.87
11. Gulbarga	475732	609803	134071	28.18
12. Hassan	198472	272722	74250	37.41
13. Kodagu	71663	77941	6278	8.76
14. Kolar	427831	516983	89152	20.84
15. Mandya	220025	266804	46779	21.26
16. Mysore	711567	940294	228727	32.14
17. Raichur	343728	480122	136394	39.68
18. Shimoga	426180	506242	80062	18.79
19. Tumkur	272284	362163	109875	40.35
20. Uttara Kannada	271793	294516	22723	8.36
State Total	10729606	13907788	3178182	29.62

Districtwise classification of towns and cities according to population size and total population in each class as per 1991 Census (Provisional figures):

Table No. 3.23

Districts 86Class VI	Total No.of	Class I		Class II		Class III		Class IV		Class V		PEOPLE	
		No.	Population	No.	Population	No.	Population	No.	Population	No	Population	No.	Population towns &cities
1. Bangalore	1	1	4086548	-	-	1	24936	-	-	2	14038	-	4
2. Bangalore Rural	-	-	-	3	160089	3	87507	3	55403	-	-	-	9
3. Belgaum	1	1	401619	2	103659	8	230946	6	86184	2	14040	1	4355	20
4. Bellary	2	2	380693	-	-	4	117719	3	56597	1	6378	1	3396	11
5. Bidar	1	1	130804	-	-	3	95164	1	18088	-	-	-	-	5
6. Bijapur	1	1	193038	2	137426	9	269253	5	84008	-	-	1	4594	18
7. Chikmagalur	-	-	-	1	60814	3	70857	-		5	35889	1	4143	10
8. Chitradurga	2	2	390459	1	66660	2	75919	3	41570	2	13890	-	-	10
9. Dakshina Kannada	2	2	543529	-	-	4	112694	6	83047	3	20715	1	2117	16
10. Dharwad	2	2	781558	1	67419	8	224590	9	149472	-	-	-	-	20
11. Gulbarga	1	1	309962	1	523415	6	172816	3	440152	2	15258	4	9889	17
12. Hassan	1	1	108458	-	-	3	86538	3	49132	3	19068	2	9082	12
13. Kodagu	-	-	-	-	-	1	28729	1	13136	3	22504	4	13578	9
14. Kolar	1	1	156398	2	133595	6	183645	2	28882	2	14020	-	-	13
15. Mandya	1	1	119970	-	-	3	73884	3	48095	3	21350	1	3254	11
16. Mysore	1	1	652246	-	-	6	214216	2	29772	5	40035	1	2843	15
17. Raichur	1	1	170500	1	81108	4	138464	6	82295	1	7658	-	-	13
18. Shimoga	2	2	341778	-	-	2	69078	5	65247	3	21924	3	7702	15
19. Tumkur	1	1	179497	-	-	4	114525	5	73435	1	9481	1	4870	12
20. Uttara Kannada	-	-	-	3	154609	2	57607	4	62162	2	13344	3	6732	14
State Total	21	21	8947057	17	1017913	82	2449085	70	1070540	40	289552	24	76555	254

Note: Class I (100,000 and above); Class II - 50,000 to 99999;Class III - 20,000 to 49,999 ;Class IV 10,000 to 19,999; Class V - 5,000 to 9,999; Class VI -Less than 5,000 population

Apart from the district headquarters, Bellary district has Hospet, Chitradurga has Davanagere, Dakshina Kannada has Udupi, Dharwad has Hubli (the hq and Hubli having a common city corporation), Shimoga has Bhadravathi (with a common city corpration formed with Shimoga in 1992).

Add to Part, p.407 after table I :

Table No. 3.24

The following table shows the population of Urban Agglomeration and Class I cities in the State with decadal variation and percentage decadal variation as per 1991 Census.

Sl. No.	Agglomeration/City	Population 1981	Population 1991	Decadal variation	Percentage decadal variation
1.	Bangalore Urban Agglomeration	2921751	4130288	1208537	41.36
2.	Mysore Urban Agg.	479081	653345	179264	36.37
3.	Hubli-Dharwad U.A.	527108	648298	121190	22.99
4.	Mangalore U.A.	306078	426341	120263	39.29
5.	Belgaum U.A.	300372	402412	102040	33.97
6.	Gulbarga U.A.	221325	310920	89595	40.48
7.	Davanagere U.A.	196621	287233	90612	46.08
8.	Bellary CMC	201579	245391	43812	21.73
9.	Bijapur U.A.	147313	193131	45810	31.10
10.	Shimoga U.A.	151783	193028	41244	27.17
11.	Tumkur U.A.	108760	179877	71207	65.53
12.	Raichur U.A.	124762	170577	45815	36.72
13.	K.G.F. U.A.	144385	156746	12361	8.56
14.	Bhadravathi U.A.	130606	149257	18651	14.28
15.	Hospet U.A.	115351	134799	19448	16.86
16.	Gadag-Betgeri	117368	134051	16683	14.21
17.	Bidar U.A.	78856	132408	53552	67.92
18.	Udupi U.A.	33413	117674	84261	252.18
19.	Mandya CMC	100285	120265	19980	19.92
20.	Hassan U.A.	71534	108706	37172	51.96
21.	Chitradurga U.A.	74580	103435	28855	38.69
22.	Gangavathi U.A.	58735	81156	22421	38.17
23.	Shahabad U.A.	38807	52566	13759	35.45
24.	Sirsi U.A.	38907	50895	11988	30.81
25.	Arsikere U.A.	25351	39650	14299	56.40
26.	Wadi U.A.	18092	28183	10091	55.78

Source : Final Population Totals

U.A. : Urban Agglomeration CMC : City Municipal Council

In decadal variation of percentage in population Udupi stands first in Karnataka, and second in India (Haldia being the first)

Add to Part I,p.408 :

Rural Population

Table No. 3.25

Table showing the growth of Rural Population in the State since 1901 to 1991 with Decadal variation

Year	Total rural population of the state	Decadal variation	Percentage decadal variation
1901	11414854	-	-
1911	11961479	546625	4.79
1921	11536912	-424567	-3.55
1931	12393858	856946	7.43
1941	13501401	1107543	8.94
1951	14948476	1447075	10.72
1961	18320279	3371803	22.56
1971	22176921	3856642	21.05
1981	26406108	4229187	19.07
1991	31069413	4663305	17.66

Table No. 3.26

Total number of inhabited villages in the districts of the State classified on the basis of population size as per 1981 Census

Districts	Total number of villages with a population size of							
	Less than 200	*200-499*	*500-999*	*1000-1999*	*2000-4999*	*5000-9999*	*10000 & above*	*Total*
1	*2*	*3*	*4*	*5*	*6*	*7*	*8*	*9*
1. Bangalore	106	205	240	130	28	9	Nil	718
2. Bangalore Rural	298	539	505	291	68	6	Nil	1707
3. Belgaum	54	141	245	330	266	92	14	1142
4. Bellary	31	67	112	195	166	19	-	590
5. Bidar	18	80	188	195	103	13	1	598
6. Bijapur	49	194	343	392	230	32	4	1244
7. Chikmagalur	202	276	288	188	57	2	-	1013
8. Chitradurga	132	254	392	330	147	9	2	1266
9. Dakshina Kannada	-	1	37	190	350	52	5	635
10. Dharwad	60	208	371	412	220	49	2	1322
11. Gulbarga	55	231	463	349	184	23	-	1305
12. Hassan	629	913	596	197	34	1	1	2371
13. Kodagu	9	29	87	108	54	1	-	288
14. Kolar	622	1181	753	228	60	4	-	2648
15. Mandya	204	402	361	256	117	14	-	1354
16. Mysore	227	294	461	392	239	27	1	1641

1	2	3	4	5	6	7	8	9
17. Raichur	129	369	453	308	112	27	3	1401
18. Shimoga	413	550	466	258	102	6	-	1795
19. Tumkur	449	831	733	376	112	6	-	2507
20. Uttara Kannada	425	412	248	114	73	9	2	1283
State Total	4112	7177	7342	5239	2722	401	35	27028

Table No. 3.27

Total number of villages in each district and the total rural population with percentage to the total rural population in the district as per 1981 Census.

District	*Number of villages*				
	Inhabited	*Uninhabited*	*Total*	*Total Rural Population*	*Percentage to the total population of the district*
1. Bangalore	718	52	770	554548	15.86
2. Bangalore Rural	1707	177	1884	1199846	82.63
3. Belgaum	1142	36	1178	2309022	77.47
4. Bellary	590	24	614	997065	66.95
5. Bidar	598	22	620	818275	82.18
6. Bijapur	1244	37	1281	1823154	75.91
7. Chikmagalur	1013	100	1113	751890	82.46
8. Chitradurga	1266	216	1482	1359756	76.50
9. Dakshina Kannada	635	-	635	1795111	75.53
10. Dharwad	1322	40	1362	1907229	64.75
11. Gulbarga	1305	81	1386	1604911	77.14
12. Hassan	2371	199	2570	1158542	85.37
13. Kodagu	288	08	296	390225	84.48
14. Kolar	2848	477	3325	1477661	77.55
15. Mandya	1354	125	1479	1198084	84.48
16. Mysore	1641	196	1837	1884333	72.59
17. Raichur	1401	112	1513	1440094	80.73
18. Shimoga	1795	184	1979	1230551	74.28
19. Tumkur	2507	221	2728	1705570	86.23
20. Uttara Kannada	1283	55	1338	800241	74.65
State Total	27028	2362	29390	26406108	71.10

Table No. 3.28

Total Population in villages classified on the basis of population size as per 1981 Census.

Total population of villages having population of

Districts	Less than 200	200-499	500-999	1000-1999	2000-4999	5000-9999	10000 & above	Total rural population
1. Bangalore	41929	259671	532685	569804	261770	88535	-	1754394
2. Bangalore Rural				476507	608027	623927	166026	2309022
3. Belgaum	6713	50251	179571	276810	479261	131389	-	997065
4. Bellary	2588	23828	83189	270346	282225	81646	11973	818275
5. Bidar	1595	23828	140457	551186	684345	222665	42206	1823154
6. Bijapur	6018	69477	247257	260356	159485	15681	-	751890
7. Chikmagalur	19142	93347	203879	462601	429061	53208	23359	1359756
8. Chitradurga	13525	90789	302894	295260	1074755	333265	63275	1795111
9. Dakshina Kannada	-	442	28114	573989	633123	326484	21216	1907229
10. Dharwad	6903	73214	272900	492440	534137	145280	-	1604911
11. Gulbarga	6168	86625	340261	258788	96242	5535	13081	1158542
12. Hassan	66471	324102	411733	153778	154826	5251	-	390225
13. Kodagu	739	10864	64767	300500	166497	21717	-	1477661
14. Kolar	69884	401037	518026	355743	328064	89938	-	1198084
15. Mandya	22653	140604	261082	554615	687199	175965	10113	1884333
16. Mysore	17410	102836	336195	432661	326236	186211	35500	1440094
17. Raichur	14352	130605	324642	354615	284424	35415	-	1230551
18. Shimoga	40511	190092	325494	511896	307095	38385	-	1705570
19. Tumkur	42080	288263	517851	153564	211903	60279	23485	800241
20. Uttara Kannada	40157	137391	173462	7295346	7906675	2540776	409634	26406108
State Total	418838	2486061	5248778					

Table No. 3.29

Districtwise variation of total rural population in the decade 1981-1991 and the percentage decadal variation.

District	Population in 1981	Population in 1991	Decadal variation	Percentage decadal variation
1. Bangalore	554548	669909	115361	20.80
2. Bangalore Rural	1199846	1369908	170062	14.17
3. Belgaum	2309022	2741820	432798	18.74
4. Bellary	997065	1325692	328627	32.95
5. Bidar	818275	1010096	191821	23.44
6. Bijapur	1823154	2239244	416090	22.82
7. Chikmagalur	751890	845422	93531	12.44
8. Chitradurga	1359756	1591765	232009	17.06
9. Dakshina Kannada	1795111	1931670	136559	7.61
10. Dharwad	1907229	2279259	372030	19.50
11. Gulbarga	1604911	1972316	367455	22.90
12. Hassan	1158542	1296962	138420	11.95
13. Kodagu	390225	410514	20289	5.20
14. Kolar	1477661	1699906	222245	15.04
15. Mandya	1198084	1377570	179486	14.98
16. Mysore	1884333	2224724	340391	18.06
17. Raichur	1440094	1829765	389671	27.06
18. Shimoga	1230551	1403421	172870	14.05
19. Tumkur	1705570	1923656	218086	12.79
20. Uttara Kannada	800241	925744	125503	15.68
State Total	26406108	31069413	4663305	17.66

Substantial increase in rural population in Bellary, Bidar, Gulbarga and Raichur districts is apparently due to the irrigation projects in the Krishna basin.

Add to part I,P,411 :

Table No. 3.30

Drift in population

Table showing population classified by place of birth, 1981

Birth place	*Male*	*Female*	*Total*
A. Born in India	18902843	18198785	37101628
I. Within the state of enumeration	18154583	17316186	35470769
a. Born in place of enumeration	14690614	10752277	25442891
b. Born elsewhere of in the district of enumeration	2293744	4941755	7235499
c. Born in other district of the State	1170225	1621654	2791879
II. States and Union Territories in India beyond the State of enumeration	748259	882598	1630857
Andhra Pradesh	200477	293695	494172
Assam	498	403	901
Bihar	3523	1932	5455
Gujarat	6430	5725	12155
Haryana	1169	736	1905
Himachal Pradesh	1344	615	1959
Jammu and Kashmir	628	439	1067
Kerala	137755	102444	240199
Madhya Pradesh	2711	2257	4568
Maharashtra	90290	197450	287740
Manipur	193	61	254
Meghalaya	129	90	219
Nagaland	21	10	31
Orissa	2111	694	2805
Punjab	2377	1822	4199
Rajasthan	188357	13137	31994
Sikkim	491	235	726
Tamilnadu	258745	244372	503117
Tripura	65	55	120
Uttar Pradesh	9682	4829	14511
West Bengal	3720	3018	6738
Union Territories of Andaman, Arunachal Chandigarh etc.,	7440	8579	16019
B. Born in countries in Asia beyond India	18442	13153	32595
C. Countries in Europe	1403	776	2179
D. Countries in Africa	795	371	1166
E. Countries in America	650	301	951
F. Countries in Oceania	51	10	61
G. Unclassifiable	71	138	209

Number of immigrants from A.P. has increased by 62,000 between 1971 to 1981, from Kerala by 60,000, Maharashtra 67,000 and Tamilnadu by 1.53 lakhs, these being neighbouring states.

Table No. 3.31

Table showing the migrants classified by place of last residence, 1981

Last residence	Male	Female	Total
Total migrants	4302854	7607392	11910246
A. Last residence elsewhere	4288597	7597486	11886083
I. Within the state but outside the place of enumeration	3605328	6777485	10382813
a. Elsewhere in the district of enumeration	2506244	5232796	7739040
b. In other districts of State	1099083	1544689	2643772
II. States and Union Territories	683270	820002	1503272
Andhra Pradesh	174646	265653	440299
Assam	793	575	1368
Bihar	3907	2301	6208
Gujarat	6632	6062	12694
Haryana	1101	748	1849
Himachal Pradesh	2391	1650	4041
Jammu and Kashmir	972	619	1591
Kerala	115213	87752	202965
Madhya Pradesh	3061	2769	5860
Maharashtra	95889	196599	292488
Manipur	182	99	281
Meghalaya	150	125	275
Nagaland	91	30	121
Orissa	2337	844	3181
Punjab	2240	1630	3870
Rajasthan	17051	11929	28980
Sikkim	708	461	1169
Tamilnadu	230244	221066	451310
Tripura	76	60	136
Uttar Pradesh	9797	5006	14803
West Bengal	5246	3372	8618
Union Territories	10515	10650	21165
Countries in Asia	12534	8770	21304
Countries in Europe	387	344	731
Countries in Africa	827	326	1153
Countries in America	377	318	695
Countries in the Oceania	35	20	55
Unclassifiable	96	127	223

Table No. 3.32

Districtwise migrant population classified by place of birth, from other States and Union Territories with percentage for each district 1981.

	District	Male.	Percentage to the State Total	Female	Percentage to the State Total	Total	Percentage to the State Total.
1.	Bangalore						
2.	Bangalore Rural	280747	37.52	245744	27.84	526491	32.28
3.	Belgaum	48111	6.43	94800	10.74	142911	8.76
4.	Bellary	54252	7.25	66653	7.55	120905	7.41
5.	Bidar	10216	1.37	40358	4.57	50574	3.10
6.	Bijapur	15398	2.06	33531	3.80	48929	3.00
7.	Chikmagalur	20911	2.81	16960	1.92	37951	2.33
8.	Chitradurga	17318	2.31	21451	2.43	38769	2.38
9.	Dakshina Kannada	42595	5.69	42276	4.79	84871	5.20
10.	Dharwad	17264	2.31	16941	1.92	34205	2.10
11.	Gulbarga	20989	2.31	50188	5.69	71177	4.36
12.	Hassan	12109	1.62	9000	1.02	21109	1.29
13.	Kodagu	31741	4.24	22897	2.59	54638	3.35
14.	Kolar	29049	3.88	61851	7.01	90900	5.57
15.	Mandya	11084	1.48	10109	1.15	21193	1.30
16.	Mysore	36389	4.86	33112	3.75	69501	4.26
17.	Raichur	39366	5.26	46215	5.24	85581	5.25
18.	Shimoga	26657	3.56	21973	2.49	48630	2.98
19.	Tumkur	14129	1.89	32884	3.73	47013	2.88
20.	Uttara Kannada	19855	2.65	15653	1.77	35508	2.18
	State Total	748260		882596		1630856	

Table No. 3.33

Table showing Migrants by sex, place of last residence and reasons for migration as per 1981 Census.

Last Residence elsewhere	Total Migrants			*Reasons for migration*																	
				Employment			Education			Family Moved			Marriage			Others		
	Male	Female	Total	Male	Female	Total	Male	Female	Total	Male	Female	Total	Male	Female	Total	Male	Female	Total
In India	4288597	7597486	11886083	1364435	298280	1662715	308348	114215	422563	1181349	1428624	2619973	96615	4616004	472616	1337850	1140367	2478217
Within the State	3605328	6777485	10382813	1065701	245919	1311620	274618	97442	372060	1003296	1195652	2198948	87638	4216319	4303957	1174075	1022672	2196747
Elsewhere in the far other district	2506244	5232796	7739040	612901	151072	763973	190363	65119	255482	905023	1514832	71603	3400295	3471898	921569	811287	1732856	
In other districts of the State	1099083	1544689	2643772	452800	94346	547146	84255	32303	116558	293487	390630	684117	16035	816025	832060	252506	211385	463891
Andhra Pradesh	174646	265653	440299	66533	15179	81712	8906	3669	12575	24183	31407	55590	1130	124722	12852	39928	33088	73016
Maharashtra	95889	196599	292488	24818	5162	29980	5830	2220	8050	57462	78669	136131	2529	84172	87241	43880	31335	75215
Tamilnadu	230244	221066	451310	118145	21559	139704	8219	4761	12980	25588	60486	56074	1217	32403	33620	24520	12250	36770
Kerala	115213	87752	202965	57930	8053	65983	5957	4559	10516	3495	4412	7907	36	935	971	4700	2514	7214
Countries in Asia	12534	8770	21304	3016	683	3699	1287	225	1512	312	457	769	175	86	261	362	215	577
Other countries	1723	1136	2859	443	273	716	601	105	706									
Total	4302854	7607392	11910246	3766722	299236		310236	114545		1185155	1433494		96657	4617021		1342912	1143096	

Table No. 3.34

Add to Part I page 417 :

The following table gives the number of people belonging to the Scheduled castes by district and residence according to 1981 and 1991 census

Districts	1981			1991			A	B
	Rural	Urban	Total	Rural	Urban	Total		
1. Bangalore	148103	372715	520818	178494	533281	711775	14.71	36.66
2. Bangalore Rural	239015	32284	271299	286780	39819	326599	19.52	20.38
3. Belgaum	253019	59704	312723	325338	81617	406955	11.62	30.13
4. Bellary	185732	58278	244010	281525	83629	365154	19.32	49.65
5. Bidar	143450	16334	159784	228197	31836	260033	20.71	62.74
6. Bijapur	297043	65757	362800	421185	88677	509862	17.41	40.54
7. Chikmagalur	147957	16192	164149	175176	20676	195852	19.25	19.31
8. Chitradurga	278488	43715	322203	358069	74599	432668	19.84	34.28
9. Dakshina Kannada	116549	27570	144119	140296	35252	175548	6.52	21.81
10. Dharwad	210172	91319	301491	290616	119883	410499	11.72	36.16
11. Gulbarga	381927	73535	455462	502448	108193	610641	23.65	34.07
12. Hassan	199720	21177	220204	241053	32326	273379	17.42	24.15
13. Kodagu	43224	5528	48752	51477	7532	59009	12.08	21.04
14. Kolar	377258	93779	471037	455560	114040	570400	25.73	21.09
15. Mandya	155011	27796	182807	190551	36075	226626	13.78	23.97
16. Mysore	376737	82798	459535	480387	117534	597921	18.89	30.11
17. Raichur	225197	44573	269770	326337	71586	397923	17.23	47.50
18. Shimoga	221371	42832	264203	279830	58091	337921	17.70	27.90
19. Tumkur	307338	26972	334309	364376	44148	408524	17.72	22.20
20. Uttara Kannada	62114	23764	85878	67491	24499	91990	7.54	7.12
State Total	4368731	1226622	5595353	5645186	1724093	7369279	16.38	31.70

A : Percentage to the total population of the district

B : Percentage Decadal variation

Table No. 3.35

Table showing the Scheduled Tribes population in the state by districts and residence as per 1981 and 1991 Census and the decadal variation.

Districts	1981			1991			A	B
	Rural	Urban	Total	Rural	Urban	Total		
1. Bangalore	10862	25075	35937	14569	39062	53631	1.11	49.24
2. Bangalore Rural	36481	3209	39690	44594	4711	49305	2.95	24.23
3. Belgaum	98839	17514	116353	65247	17829	83076	2.37	-28.60
4. Bellary	124273	40309	164582	129460	37233	166693	8.82	1.28
5. Bidar	41280	1870	43150	98442	5773	107215	8.30	141.52
6. Bijapur	101932	13307	115239	34068	5467	39535	1.35	-65.69
7. Chikmagalur	13915	1405	15320	24553	1981	26534	2.61	73.20
8. Chitradurga	224146	27863	252009	275326	43005	318381	14.60	26.34
9. Dakshina Kannada	82772	6631	88403	94205	11874	106159	5.07	20.09
10. Dharwad	113224	24237	137461	84138	20961	105099	9.00	-23.54
11. Gulbarga	89765	7862	97627	94924	12011	106935	4.14	9.53
12. Hassan	10061	750	10811	14868	1713	16581	1.06	53.37
13. Kodagu	35664	1233	36877	38899	1413	40312	8.25	9.31
14. Kolar	106331	7508	113839	146496	10523	153019	6.90	34.42
15. Mandya	10360	1293	11653	9485	2451	11936	0.73	-0.15
16. Mysore	143665	22984	166649	77696	24406	102102	3.23	-38.73
17. Raichur	165163	12144	177307	163352	16920	100272	7.80	-43.45
18. Shimoga	45789	6637	52426	64379	9727	74106	0.04	41.35
19. Tumkur	128530	11587	140117	149641	17991	167632	7.27	19.64
20. Uttara Kannada	8332	1421	9753	9074	1094	10168	0.83	4.26
State Total	1590364	234839	1825203	1629496	286195	1915691	4.26	4.96

A : Percentage to the total population of the district

B : Percentage Decadal variation

Table No. 3.36

Table showing the population of each Scheduled Caste in Karnataka by Residence as per 1981 Census.

Sl.No.	Name of the Caste	Population Rural	Urban	Total
1		2	3	4
1.	Adi Andhra	2479	27037	29516
2.	Adi Dravida	237198	281662	518860
3.	Adi Karnataka	1543999	352559	1896558
4.	Adiya (In Kodagu dist)	863	02	865
5.	Ager	3807	1008	4815
6.	Ajila	1118	113	1231
7.	Anamuk	31	29	60
8.	Aremala	103	86	189
9.	Arunthathiyar	420	479	899
10.	Arwa Mala	117	54	171
11.	Baira	3922	301	4223
12.	Baakad	673	317	990
13.	Bant (In Belgaum, Bijapur, Dharwad and U.K. districts)	388	1358	1746
14.	Bakuda	1295	618	1913
15.	Balagai	10224	2589	12813
16.	Bandi	1197	1761	2958
17.	Banjara	562671	44518	607189
18.	Bathada	896	130	1026
19.	Beda Jangam, Budga Jangam	2386	649	3055
20.	Bellara	990	273	1263
21.	Bhangi	14389	11147	25536
22.	Bambi	280479	72683	353162
23.	Bhovi	480424	127507	607931
24.	Bindla	132	62	194
25.	Byagara	16197	1503	17700
26.	Chakkiliyan	1382	1449	2831
27.	Chalavadi, Chalvadi, Channayya	75481	28115	103596
28.	Chandala	166	09	175
29.	Channa Dasar, Holeya Dasar	14482	3250	17732
30.	Dakkal, Dokkalwar	70	71	141

1		2	3	4
31.	Dakkaliga	249	33	282
32.	Dhor, Kakkayya, Kankayya	12106	10326	22432
33.	Dom, Dombara, Paidi Pano	10918	2077	12995
34.	Ellamalwa/ Yellammalwandlu	57	46	103
35.	Ganti Chores	2056	964	3020
36.	Garoda, Garo	94	35	129
37.	Godda	1170	110	1280
38.	Gosangi	200	547	747
39.	Halleer	2669	121	2790
40.	Halsar, Haslar, Halasavar, Halasvar	6249	1653	7902
41.	Handi Jogis	7889	1742	9631
42.	Hasla	1413	33	1446
43.	Holar, Valhar	742	448	1190
44.	Holaya, Holar, Holeya	390799	59876	450675
45.	Holeya Dasari	2450	423	2873
46.	Jaggali	130	99	229
47.	Jambuvalu	2948	1134	4082
48.	Kadaiyan	123	49	172
49.	Kalladi	325	186	511
50.	Kepmaris	18	135	153
51.	Kolupulvandlu	60	47	107
52.	Koosa	7317	910	8227
53.	Koracha	24513	8381	32894
54.	Korama	54318	24849	79167
55.	Kotegar, Metri	10770	5905	16675
56.	Kudumban	43	104	147
57.	Kuravan	905	430	1335
58.	Lingader	97	42	139
59.	Machala	51	46	97
60.	Madari	2423	1011	3434
61.	Madiga	245812	55571	301383
62.	Mahar, Taral, Dhegu, Megu	40585	10035	50620
63.	Mahya Vanshi, Dhed, Vankar, Maru Vankar	10	709	719
64.	Maila	1161	75	1236
65.	Mala	4877	5272	10149
66.	Mala Dasari	1641	552	2193

	1	2	3	4
67.	Mala Hannai	33	7	40
68.	Mala Jangam	247	44	291
69.	Male Masti	13	21	34
70.	Mala Sale, Netkani	13	8	21
71.	Mala Sanyasi	764	14	778
72.	Mang, Matang, Minimadig	21311	2953	24264
73.	Mang Garudi, Mang Garodi	487	1852	2339
74.	Manne	158	16	174
75.	Masthi	63	17	80
76.	Mavilan	45	6	51
77.	Meghaval, Menghavar	14	8	22
78.	Moger	39933	5180	45113
79.	Mukri	6985	684	7669
80.	Mundala	13401	7222	20623
81.	Nadia, Hadi	75	43	118
82.	Nalkadaya	464	19	483
83.	Nalkeyava	4581	347	4928
84.	Nayadi	944	490	1434
85.	Pale	11102	214	11316
86.	Pallan	493	252	745
87.	Pambade	421	262	683
88.	Panchama	689	96	785
89.	Panniandi	77	20	97
90.	Paraiyan, Paraya	1715	592	2307
91.	Paravan	2068	159	2227
92.	Raneyar	2097	456	2553
93.	Samagara	30318	24115	54433
94.	Samban	39	32	71
95.	Sapari	12	9	21
96.	Sillekyathas	7377	491	7868
97.	Sindhollu, Chindollu	7	34	41
98.	Sudagadu Sidha	7195	474	7669
99.	Thoti	862	322	1184
100.	Tirgar, Tirbanda	28	145	173
101.	Valluvan	163	839	1002

Source : Census of India 1981 series of Karnataka, Special Tables on Scheduled Castes and Tribes.

600 008

Table No. 3.37

Table showing the population of each Scheduled Tribes in Karnataka State by residence as per 1981 Census (Page No. 413, part 1)

Sl.No.	*Name of the Tribe*	*Population*		
		Rural	*Urban*	*Total*
	1	*2*	*3*	*4*
1.	Adiyan	44	324	368
2.	Barda	536	191	727
3.	Bavacha, Bamcha	27	52	79
4.	Bhil	1408	459	1867
5.	Chenchu, Chenchewar	183	93	276
6.	Chodhara	116	25	141
7.	Dubla, Talavia, Halpati	02	-	02
8.	Gamit	10	24	34
9.	Gond, Naikpad, Rajgond	56496	4234	60730
10.	Gowdalu	5376	847	6223
11.	Hakkipikki	2799	583	3382
12.	Hasalaru	10429	231	10660
13.	Irular	264	49	313
14.	Iruliga	5212	322	5534
15.	Jenukuruba	29092	5655	34747
16.	Kadukuruba	178276	31401	209677
17.	Kammara	670	174	844
18.	Kaniyan, Kanyan (In Kollegal Taluk only)	326	202	942
19.	Kathodi	540	402	528
20.	Kattunayakan	15	92	107
21.	Kokna, Kokni, Kunka	25	16	41
22.	Kolidhor	31281	7254	38535
23.	Konda Kapur	63	35	98
24.	Koragal	12041	3065	15106
25.	Kota	33	42	75
26.	Koya, Bhine Koya, Raj Koya	25640	2167	27807
27.	Kudia, Malakudi	1695	78	1773
28.	Kuruba (In Kodagu dist)	4440	205	4645
29.	Kurumans	56	75	131
30.	Maha Malasar	13	01	14
31.	Malaikudi	6869	98	6967
32.	Malasar	39	23	62
33.	Malayekandi	120	09	129
34.	Maleru	556	410	966
35.	Maratha (In Kodagu Dist)	1625	219	1844
36.	Marati (in D.K. Dist)	62472	3350	65822
37.	Meda	[illegible]-6631	[illegible]	18684
38.	Naida	[illegible]3898	156260	1260159

193925

1		2	3	4
39.	Palliyan	437	301	738
40.	Paniyan	327	155	482
41.	Pardhi, Advichincher, Panse Pardhi	1329	1095	2424
42.	Patelia	24	28	52
43.	Rathawa	01	09	10
44.	Sholaga	1891	51	1942
45.	Soligaru	15693	697	16390
46.	Toda	43	88	131
47.	Varli	06	01	07
48.	Vitolia, Kotwalia, Barodia	04	09	13
49.	Yerava	18848	413	19261

Source: Census of India 1981 series of Karnataka. Special Tables on Scheduled Castes and Tribes.

As per the notification by the Government of India dated 17-9-1991 the people of the Naik, Beda, Bedar and Valmiki castes have been included under scheduled Tribes and these castes have been removed from the list of Backward Classes as per Karnataka Government Notification dated 22.4.1992.

Part I p. 420 onwards

RELIGIONS

Table No. 3.38

Table showing the percentage and the growth of the six major religions, other religions and persuations and religions not stated during 1971-1981 in Karnataka.

Religion	Population in 1971	Population in 1981	% of total population 1971	% of total population 1981	Percentage increase in 1971-81
Buddhists	14139	42251	0.05	0.11	198.83
Christians	613026	773500	2.09	2.08	26.18
Hindus	25332388	31852029	86.46	85.77	25.74
Jains	218862	284508	0.75	0.77	29.99
Muslims	3113298	4163691	10.63	11.21	33.74
Sikhs	6830	6401	0.02	0.02	-6.28
Other religions and persuations	380	12901	N	0.04	32.95
Religions not stated	91	433	N	N	375.82

N - Negligible

Source : Census of India 1981 Series - 9 Karnataka Household Population by Religion of the Head of Household Paper I of 1985 X to XIII.

Table No. 3.39

Statement showing the population by religion by districts in Karnataka, 1981

Districts	Buddhists	Christians	Hindus	Jains	Muslims	Sikhs	Other Religions	Religions Not state
1. Bangalore }	477	219901	4114437	30108	574604	3360	4701	15
2. Bangalore Rural }	423	17613	2546894	127306	286813	439	866	86
3. Belgaum	13	11343	1287400	5155	184780	428	45	17
4. Bellary	20804	38301	746535	506	189055	174	334	26
5. Bidar	20	2704	2065430	23011	309349	127	1095	46
6. Bijapur	-	26463	808478	3963	72552	40	257	16
7. Chikmagalur	01	4891	1603689	5594	163019	113	175	17
8. Chitradurga	56	212922	1835796	13646	313425	103	764	12
9. Dakshina Kannada	167	28096	2417633	30629	466617	632	1652	61
10. Dharwad	635	14302	1700233	4912	360021	203	313	24
11. Gulbarga	-	14304	1260549	5607	76305	99	150	-
12. Hassan	36	16397	383277	190	61649	21	295	23
13. Kodagu	14	34485	1650278	3192	217429	47	38	9
14. Kolar	4	6317	1350648	2591	58437	63	49	-
15. Mandya	13335	38488	2355054	8631	178649	230	1482	31
16. Mysore	15	17567	1531643	4679	229721	37	124	36
17. Raichur	01	22182	1453037	7328	174026	34	122	1
18. Shimoga	09	5349	1824786	4427	143138	94	45	6
19. Tumkur	6241	41868	916232	3033	104102	157	394	7
20. Uttara Kannada								
State Total	42251	773500	31852029	284508	4163691	6401	12901	433

Part I, p. 437 onwards :

Table No. 3.40

LANGUAGES

Population by language mainly spoken in the households (specified in the VIII Schedule of the constitution) in the State as per 1981 Census

Languages	No. of House holds	Population		
		Rural	Urban	Total
Assamese	45	39	118	157
Bengali	2273	5218	5008	10226
Gujrathi	6516	8756	27634	36390
Hindi	109403	453970	203591	657561
Kannada	4224816	19358127	4841449	24199576
Kashmiri	24	1	93	94
Konkani	115992	377506	263332	640738
Malayalam	106451	363765	226944	590709
Marathi	237846	876111	515200	1391311
Oriya	443	830	1288	2118
Punjabi	2061	1087	8449	9536
Samskrta	92	103	406	509
Sindhi	2144	177	11420	11597
Tamil	260393	405158	980155	1385313
Telugu	540046	1982348	1011153	2993501
Urdu	538566	1429277	2083554	3512831

Table No. 3.41

Population by language in Karnataka as per 1981 Census by districts (Additional Table on languages)

	Districts	Hindi	Kannada	Konkani	Malyalam	Marathi	Tamil	Telugu	* Tulu	Urdu
1.	Bangalore }									
2.	Bangalore Rural }	83299	2385770	22210	93150	102799	793662	775344	12211	546340
3.	Belgaum	19353	1998194	12176	1893	627363	5744	24603	1219	260296
4.	Bellary	53961	1067961	1302	2385	14019	21365	154259	607	160613
5.	Bidar	33270	536696	28	247	184660	983	51484	17	182288
6.	Bijapur	68985	1961329	840	276	58463	2886	16524	369	271643
7.	Chikmagalur	14875	654721	17665	25819	9522	44487	25126	60244	58666
8.	Chitradurga	40180	1318568	3177	2035	18291	22767	204183	1034	151902
9.	Dakshina Kannada	6822	541701	301306	303272	43209	13811	4647	1074202	55118
10.	Dharwad	62304	2308894	16361	1841	59569	12072	45148	2628	383810
11.	Gulbarga	128577	1384826	406	1162	60837	3155	133590	203	361951
12.	Hassan	9819	1169273	3683	11206	8357	25444	31375	17893	68533
13.	Kodagu	1333	165345	6347	104344	3109	32930	7709	39814	12031
14.	Kolar	11739	507295	481	3984	15140	163744	978504	470	215189
15.	Mandya	2591	1295254	630	1998	7256	25628	21131	789	55037
16.	Mysore	16173	2104874	3400	11930	26465	123683	93363	4025	165547
17.	Raichur	37511	1379674	1458	1034	11626	8842	154985	517	175133
18.	Shimoga	32941	1229550	24397	13761	34848	67554	70791	9436	159473
19.	Tumkur	23643	1589527	593	1360	14568	11289	186044	510	141039
20.	Uttara Kannada	10185	600124	224278	9015	91210	5287	14691	1646	98222
	State Total	657561	24199576	640738	590709	1391311	1385313	2993501	1217834	3512831

* Tulu speakers households: total 2,00,619; 9,48,084 is rural population and 2,69,750 is urban population (of Tulu speakers)

Households and Household population by language mainly spoken in the households other than those specified in Schedule VIII of the Constitution of India in the State as per 1981 Census(additional table)

Languages	No. of Households	Population		
		Rural	Urban	Total
Arabic	707	3613	752	4365
Bhil	95	532	23	555
Kodava	20315	76133	16147	92280
English	4420	780	409	19191
Gondi	27	-	125	125
Nepali/Gorkhali*	792	603	1960	2563
Tibetan	3906	22823	73	22896
Total other languages	5739	5590	31656	37246

* This language is included in the VIII Schedule recently together with Konkani

Addenda

Kanaka Gurupeetha

The Kanaka Gurupeetha, came into existence at Kaginele, the home town of Kanakadasa in Dharwad district, 13 km from Byadagi town on 9th February 1992. Sri Beerendra Keshava Tarakananda was installed as the first Guru of the Peetha. The Swamiji hails from Mysore district and is a post-graduate from Mysore University. The Gurupeetha belongs to the Kuruba Caste and is administrated by a committee consisting of 21 members. Pilgrims throng the place in large numbers once in three years during *Adhika Masa.*

Jnaneswari Peetha

The Konkani speaking Daivajnya Brahmins have established a *matha* called Daivajnya Brahmana Guru Matha Jnaneshwari Gurupeetha at Karki in Honavar taluk of Uttara Kannada district on 16.4.1986. It follows the Smartha tradition. The first pontiff of the Matha is Sri Sachchidananda Jnaneswara Swamiji who was initiated to the Peetha by the pontiff of the Hampe Vidyaranya Peetha. The Matha is running a Vedic and a Sanskrit School.

Matha of the Devanga Community

Swami Sri Dayanandapuri has been installed as the Deevanga Jagadguru after initiation to Sanyasa at the hands of Sri Tiruchchi Swamy of the Kailasasharma (Kenchenahalli, Bangalore) on 30.4.1990.The Hampi Heemakuta Sri Gayatripeetha of the Devanga Jagadguru, decribed as belonging to the days of Vijayanagara empire had lost its eminence after the fall of the empire and

a regular initiation of Jagadguru to this vacant Peetha took place on the above date. The newly initiated Swamiji is the spiritual head of the Devanga Community and for the present has his headquarters is at the Devanga Sangha Hostel building at Bangalore.

SPORTS AND RECREATIONS

Add to part I, p 552 onwards :

General Thimmaih National Academy of Adventure was established in Bangalore in 1989, with the objective of conducting adventure activities in Karnataka and other states with the financial assistance of the respective states. It has started its centres in all district headquarters of Karnataka and in some selected places of other states. It provides equal opportunities for the urban and rural youth in its programmes like rock-climbing, trekking, camping, environment protection, forest study and several other exploration ventures. Its space activities include hand gliding, para sailing, flying in light weight aircrafts,baloon flying etc.Its aqua activites include rowing, sailing, wind serfing etc.

Spark: (Society for Promotion of Adventure and Rock climbing) was established in 1980 in Bangalore with the aims and objectives of popularising all kinds of adventure activities; providing trained guides/instructors and also financial assistance to the needy in such ventures; promoting awareness of nature among children of all age groups; promoting rock-climbing and mountaineering;building good rapport among the existing associations,etc. As on 31-3-1993, the society had 100 life members over 3,000 associate members and over 18,000 participating members.It has participated as the only Indian representative at the International Commission of Mountain Medicine. Five children from the Society participated in the International Children's Meet at Italy in 1992. Its members have successfully scaled Mount Kamet(25,477 ft). One of its members has jogged across Canada in 1991 while the other has been the second Indian to be given the membership of the International Society of Mountain Medicine.

At the national level, the society has organised over 28 Himalayan treks, high altitude bio-medical studies in the Himalayas;conducted children's camps in Andaman, Nicobar and Lakshadweep Islands ; and has established training centres at several places in the state. It also conducted in May'93 a high altitude trek expedition for a team of six ladies at Gangothri and Badarinath.

Sports Promotion and Development Co-operative Ltd.(SPOCO) was established in 1983 in Belgaum, as a taluk level Society.From the year 1992 it is functioning as a state level society . It has the aims of starting sports schools, colleges and hostels;encouraging sports and sportsmen; organising

sportsmeets;awarding scholarships to talented sportsmen; and providing training facilities to aspiring sprotsmen. This co-operative established the Composite Sports High School at Chandargi, Ramadurg taluk in 1984.Presently it is upgraded into a Junior College,having 75 acres of land wherein football, volleyball, ball badmiton , kho-kho and Malkhamb, multi-gymnasium shuttle badmition court, a swimming pool with purification and circulation plant, a 400 metre track and a horticulture garden of 30 acres with drip irrigaion facility are found.

The institution has two hostels, dairy and bakery units,good gymnastic equipments and Japanese bicycles. There are ten NIS coaches to train boys in various disciplines. It conducts Divisional Sports Meets for the employees of Co-operative Department and institutions. It is funded mainly through donations and share capital from Co-operatve Sugar Factories, Urban Banks, DCC Banks and other Co-operative Societies.

Add to part I p.529:

Sports Authority of India : The Sports Authority of India (Southern Circle) was started at Bangalore with the nomenclature of Netaji Subhas National Institue of Sports, in July 1976. The Centre presently conducts coaching camps in preparation for National and International Meets apart from conducting Diploma in coaching in the disciplines for out-door games with two athletic tracks-one synthetic and another cinder, a mosaic basket ball court, turf football court , hockey fields of polygran, turf and gravel handball court, kabaddi ground (all of clay), lawn tennis courts of turf, hand and cement; and for indoor games, there are two complexes with facilities for badminton, gymnastics, volleyball, hand ball, weight lifting, boxing and judo.Of late, an international standard swimming pool with warm pool, high board diving whrilpool bath, sauna and multi-gym facilities are added. A golf driving range with 300 mts driving is under construction.

*Camps:*Annualy about 40 National Coaching Camps in the disciplines of athletics, basket ball, boxing, cycling, football, hockey, handball, judo, volley ball and weight lifting are organised.The National campers are housed here from three weeks to three months.The Scheme of National Sports Talent Contest (NSTC) was launched in 1985 which selects high schools extending a one -time grant of Rs.5 lakhs per school to develop infrastuctural facilities. Talented children in the age group of 8-12 years are selected.About 50 children of St.Joseph's Indian High School Bangalore, Sri Ramakrishna Vidyashala of Mysore and Mountain View High School of Chikmagalur are adopted by the S A I under this scheme. The Sports Hostel here provides constant training to talented sports persons in the age group of 19-20 years.

The Sports Project Development Area includes Dharwad and Madikeri

in Karnataka which train sub-juniors and juniors scientifically on a long term basis from village to National level. In the Boys Sports Company started in collaboration with Army Hq. for selection of excellent sports persons,about 11 boys are undergoing training.

Add to part I p.531:

National Service Scheme

The programmes are conducted under two schems-(i) Regular NSS Activities (non-Plan) and (ii) Special Camping Programme (Plan). Under the former, students undertake social service activities in adopted villages, slums or in their College Campuses; Mass programme for Functional Literacy, afforestation, health check-up camps, radiation of leprosy and cancer, construction of Janatha houses, school buildings,roads, drainages , public parks, blood donation camps etc., and Vanamahotsavas are aslo celebrated. Under special camping 10-day camps will be organised in the adopted village or slums during vacation. A specific activity will be taken up during the camp with the involvement of the local community; During January every year, the state-level NSS Festival is organised to promote competitive spirit among NSS volunteers. Nearly 500 volunteers of all Universities in the State partake in it and 37 awards will be given to the best volunteers,Unit Programme Officers and Universities of the concerned academic year.

Add to para I, p. 534 :

Karnataka Amateur Handball Association, conducted 20th Senior National Handball Championship for Men and Women in 1992 at Shimoga, the First Inter-zonal Handball Championship in 1986, The Eighth National Federation cup at Bhadravathi in 1988, and South Zone Handball Championship in 1993. Arunachalam, Suresh and Kannan represented India in the international championship at Russia during 1990. Raja Reddy and Arunkumar represented the country in the Asian Handball Championship at Teheran during 1990. N.K.Prasad was qualified as an international referee in 1982 at Seoul, South Korea.Besides it has participated in several championship tournaments at the national level also.

Add to part I, p. 536:

Bangalore Golf Club: The Browns are now converted into Greens and accommodation for Golfers are available.By the end of 1992, the total number of members was 1300. It is presently the second oldest Golf Club in India.

Add to part I, p.548:

The Kanara Club, Mangalore, had a total membership of 439 in April 1993.A modern kitchen with continental and Indian food, two guest rooms,

a library with more than 2000 books, one in-door shuttle court, a spacious parking and an open ground that can accommodate 450 people are the recently added facilities. It has 18 affiliated clubs all over india.

Add to part I, p. 538:

Tenni-koit Association: For the year 1989-90 Sub-Juniour Boys and Girls won the team championship and have retained the same. During 1991-92 Junior Boys and Girls State team won the National Championship. In the Individual Singles,Mohinder Balaji became India No.10. The double event was won by Anthony Lawrence and Anilkumar Lakkundi. In the Girls Team Anitha C. not only won the State Championship but became India No.1. In the Doubles, Manjula Manegar and N.V. Chitra were the winners.The year 1992-93 had the historic event of Anitha Chenneveer winning the India No.1 at Senior National held at Calicut on 23-1-1993 which was won after 14 years.The Association conducted at the Kantheerava Stadium,Bangalore the 17th Senior National in Jan.1991 in which 17 States participated.

Add to part I, p.543:

Mysore Race Club: The present membership of the club is 250. It has constituted the Mysore Race Club Charitable Trust and a portion of the Entrance fees is credited to this.Out of the proceeds, a modern hospital is being built. In addition to the Golf Hut, there is a modern club house for members and guests. The club celebrated Racing Centenary in 1991 which was attended by racing fraternity of all Turf Authorities of India.

Add to part I, p. 543:

*Century Club:*A swimming pool was added in 1982. It also has a well equipped library and a health club that were begun in 1986.There are 20 lodging rooms for members and their guests. A Video Library, Departmental stores and a vegetable stall of the Horticultral Society have also been started.

Add to part I p. 547:

The Cosmopolitan Club,Mysore: The club owns a recently built Sports Complex of International standard.A well equipped guest house can provide accommodation to members and guests. It has an affiliation of 25 clubs in India and one for East Asia at Bangkok.

Add to part I, p. 545 :

Bangalore Club: One of the oldest in Southern India, the Bangalore Club presently has over 2000 members.It excels in its indoor and out-door facilites, residential accommodation, shopping complex, swimming pool,library and extensive catering arrangements for dining room, club house and the lawn.Apart from the Tennis courts ,squash courts and billiard room,the new sports complex

offers badminton courts, table tennis, sauna bath and a large gymnasium, all of international standard.

Add to part I, p. 549:

Mangalore Club: The total number of members as on 31st March 1993 was 110 and the number of institutional members was 10.It has a meeting hall with dining and bar facilities and residential accommodation also.

Add to part I, p.549:

Sri Kantheerava Narasimharaja Sport Club, Mysore , had during 1992-93, a total of 665 members. It has Lodging and Boarding facilities with a vegetarian and non-vegetarian kitchen and bar. It is affiliated to 30 other clubs in India and abroad.

Add to the list on part I,p. 580:

*List of notable Athletes and Sportsmen from Karnataka:*P.D. Chougale (First olympian of the nation); Tarbai Nimbalkar (Gymnast); Bandu Patil (Hockey);BharatKagati and Krishna Borkar (body builders), Chamba Mutnal, Sripathi Kanchinale, Basappa Chauhan, Raja Saheb Ugargol (all Wretlers); E.A.S. Prasanna, B.S.Chandrasekhar (Cricket), K.V.Varadaraj ;Papanna, N.Nanjundaiah, Azam,Basavanna, Gurulinga Naik,Maksood Alam Khan, Nizamuddin, Nagaraj, Paul Purushotham (all Foot-ball),Shankaranarayanappa(Volley Ball); Seetharam (Marathon);Jagadeep, Laxman Rao,Partharasararthy (athletics),Yathiraj(LawnTennis), Kariyappa,N.(hockey), Pavan Adhikari, Prakash N,Venkataraju S,.Damodar Hegde, Ramesh Hegde,Ganesh Babu, Vishwanath H.J,Srinivas S.S, Harish G.G,Channabasavaiah, Eshwara,Deepak, W.D.Suresh Kumar (all Kho-Kho);Mahadevaiah, Ragava, Sekhar (ball badmintaon),T.V.Sridhar(Boxing), Guruswamy, Mahesh, Sridhar, Subranmanya Raj Urs (basket ball) , Guruprakash Sundaresh, Uam Dhavan (Swimming), Pushpa, A.C., Seetha Devaiah (basket ball);Suchitra K.,(athletics),Girija, Gunasheela , Jyothi , Nirmal Rani,Reshma, Revathi, Sabita, Sharada (Basket ball), Anitha M.,Anupama S.S., Kalpana M.,Nalini N.,Nandini H.N. Pavana Adhikari, Roopa M.V. ,Sumathi Naidu C., Swathi B.N., Vanitha R. (kho-kho), Anitha Kishore(Swimming). M.P.Ganesh,B.P.Govinda, Somaiah (Hockey); ,Ashwini Nachappa, Nirmala Uthaiah, K.K.Gangamma, Seethamma, sisters, Reeth-Seetha Devaiah Sisters, Pushpa Nachappa,Kuppanda K.Geetha (athletics), Pushpa Kuttanna, Reshma Changappa,M.M.Dechamma, Nandini Basappa (Basket ball);A.P. Iftikar, B.P.Annappa (football),C.A.Machaiah, K.A.Nanaiah (Boxing), Y.G.Mooladeep (Gymanasites),Shamanna (Discus and Shotput), H.M.Rajanna (Athletics), Kantharaj (football),Jayaram (Kabadi), Siddalingaih Achari, Chandra (Volley ball) ; Govindaraju, Timmraju, Gaviyappa B.H.(marathon runner),Madhusudan H.S. (yoga), Mythridevi, Mary E.A. (Athletics), Parimala, Chandrika, Leelavathi, Padmini, Bhargavi, Manjula,Muninanjamma, Mohasina Sultana , Sushila and GayathriDevi(Kho-Kho),Sakkubai and Manjuladevi (Kabaddi),G.R.Vishwanath,B.S.Chandrasekhar,Kirmani S.M.H, Prasanna E.A.S., Budi Kunderan, Subramanyam , Sudakar Rao, Roger Binny, Brijesh Patel, Sadananda Vishwanath, Anil Kumble , J. Srinath (all cricketeers of international fame), Rajagopal M. (Hockey); Saikumar (Table tennis), Anumainayagam, Syed Altaf Ahmed (Foot ball) ;K.S.Jagadish, B.N.Gopinath (Weight-Lifting), Gopalappa P.(kabaddi); Suresh R.Ranganath, B.S.Basavaraj, R.Balaji, C.V.Srinivas, Madusudan,

Vijaykumar K.N.,Somaschkar A.S. Ramesh D.(Volley ball), B.N.Meera, Jayanna S.(Ball Badmiton); Bhanumathi Mendon (power lifting), Usha Sunderraj, Laxmi Karanth. V.Archana Rao(Table Tennis), Sheela Gayathri, Anjana Gupta (Karate), Shanaj Shacoor, Loraine Vargheese, Jyotsna Krishnaswamy, Ashima Shetty, Shravana Moola , Veena Narsimahan (Swimming),Irene Saldhana, Mala N. Siddi, Poonam Sing. Angel Mary (Athletics)., Raymond D'Souza (Body Building).

Jude Felix, a renowned Hockey player of Karnataka will lead the Indian Hockey team in the V Inter-continent Hockey Tournment to be held at Poland during September 1993. C.S.Janaki, a para phelegic swimmer crossed English Channel in 1991.

Add to part I, p 527:

Sports Council of Karnataka which was under the Director of Public Instruction was taken over by the Youth Service Department in 1975 and was reconstituted twice since then, once in 1984 and again in 1985. It provides financial assistance to registered SportsAssociations and organises sports camps. It conducts women's sports, rural sports and Dasara Sports and sponsors athletes and sportsmen for the national and inter-national events.

List of Arjun Award Winners of Karnataka

Sl.No.	Name	Discipline	Year
1.	K.L Powell	Athletics	1965
2.	Miss Elveira Britto	Hockey (Women)	1965
3.	V.J.Peter	Hockey	1966
4.	Kum.Usha Sunder Raj	Table Tennis	1966
5.	E.A.S. Prasanna	Cricket	1968
6.	Kum.Shoba Murthy	Badminton	1971
7.	Kum.Jayamma Srinivasan	Ball Badminton	1972
8.	Prakash Padukone	Shuttle Badminton	1972
9.	B.S Chandrashekar	Cricket	1972
10.	M.P.Ganesh	Hockey	1973
11.	B.P.Govinda	Hockey	1973
12.	Kum. Shantha Rangaswamy	Women's cricket	1976
13.	G.R.Vishwanath	Cricket	1977-78
14.	Kum. Angel Mary Joseph	Athletics	1977-78
15.	C.C Machaiah	Boxing	1978-79
16.	Syed M.H.Kirmani	Cricket	1980-81
17.	S.Prakash	Kho-Kho	1984
18.	Arvind Savur	Billiards&Snooker	1979-80
19.	Kum.Vandana Rao	Athletics	1987
20.	D.V.Prasad	Chess	1987
21.	Kum.Aswini Nachappa	Athletics	1988
22.	P.K. Yashodhara	power lifting	1988

The 'Ekalavya' award has been instituted by the State Government in 1992. But awards have not announced till now.

CHAPTER IV

AGRICULTURE AND IRRIGATION *

Land Utilisation

Part I, Page 584, Add before soils :

OUT of the total geographical area of 1,91,791 sq km, the land-use statistics are available for 1,90,050 sq km (1991-92) constituting 99.1 percent of the total area. The area for which data on the land use classification is available, is known as the reporting area. The reporting area is the area according to village papers or records maintained by the village revenue authorities. In Karnataka, cropped area is recorded survey numberwise in Record of Rights, Tenancy and Crop inspection (RTC) by the village accountant and consolidated at village, at taluk and district levels. The difference between the area according to the professional survey and the area according to village papers is due to the existence of non-reporting areas for which village Records are not available. The 'arable land' would comprise the 'net area sown' plus the 'current fallows' and 'other fallow land'. Similarly, 'Potential land' available for cultivation would include besides the 'arable land', the land under 'culturable waste', 'permanent pastures and grazing land' and 'miscellaneous tree crops and groves not included in the net area sown'. The percentage of arable land during 1990-91 in Karnataka (64%) was more than that of India (50%) and World (10%). The reporting area has increased from 185.4 lakh ha in 1955-56 to 190.5 lakh ha in 1989-90. The land utilisation statistics in Karnataka for selected years for the State (districtwise) and the districtwise arable land and percentage distribution in Karnataka are given in table nos. 4.1,4.2 and4.3

* This chapter also includes sections on Horticulture, Animal Husbandry and Fisheries.

Table No. 4.1 Land utilization in Karnataka (1955-56 to 1990-91) - Area in thousand hectares

Sl.No.	Land-use classification	1955-56	1960-61	1965-66	1970-71	1975-76	1980-81	1985-86	1990-91	1991-92
1.	a) Geographical area	19,188	19,190	19,310	19,135	19,177	19,177	19,179	19,179	19,179
	b) Reporting area for land utilization	18,543	18,780	18,907	18,943	19,116	19,050	19,050	19,050	19,050
2.	Forest	2,707	2,709	2,688	2,890	2,901	3,033	3,057	3,074	3,075
3.	Not available for cultivation									
	a) Land put to non-agricultural uses	853	812	865	937	994	1,067	1,158	1,189	1,192
	b) Barren and uncultivable land	844	923	931	839	872	844	803	799	801
	Total (a+b)	1,697	1,734	1,796	1,776	1,866	1,911	1,962	1,987	1,993
4.	Other uncultivated land:									
	a) Permanent pastures and other grazing land	1,744	1,739	1,706	1,619	1,515	1,346	1,164	1,098	1,097
	b) Land under miscellaneous tree crops and groves not included in net area sown	374	366	369	311	323	342	342	317	316
	c) Cultivable waste land	621	656	628	615	585	502	469	446	445
	Total (a+b+c)	2,739	2,762	2,702	2,545	2,422	2,190	1,975	1,861	1,858
5.	Fallow land									
	a) Fallow other than current fallow	666	513	681	672	618	558	466	457	431
	b) Current fallow	669	835	998	811	950	1459	1,418	1,290	984
	Total (a+b)	1,335	1,348	1,679	1,483	1,567	2,017	1,884	1,747	1,415
6.	Net area sown	10,065	10,228	10,042	10,248	10,360	9,899	10,172	10,381	10,709
7.	Area sown more than once	332	359	389	639	799	761	974	1,378	1,684
8.	Total cropped area	10,398	10,588	10,431	10,887	11,159	10,660	11,146	11,759	12,393

Source :1) Statistical Abstract of Karnataka 1976-77, 1983-84 and 1988-89 DES, Bangalore;
2) Karnataka Economic Review, 1990-91 and 1991-92 DES, Bangalore

Table No. 4.2 Land Utilisation in Karnataka, Districtwise, 1990-91

Area in `oooha

Sl.No.	Item	Bangalore	Bangalore Rural	Belgaum	Bellary	Bidar	Bijapur	Chikmagalur	Chitradurga	Dakshina Kannada
1.	a) Geographical area	220	580	1,340	990	540	1,710	720	1,090	840
	b) Reporting area for land utilization	217	585	1,344	956	542	1,712	722	1,016	834
2.	Forest	3	81	190	119	25	83	201	91	226
3.	Not available for cultivation									
	a) Land put to non-agricultural uses	48	44	68	80	19	58	41	60	86
	b) Barren and uncultivable land	9	38	44	60	22	51	28	30	72
	Total (a+b)	57	82	112	140	41	109	69	90	158
4.	Other uncultivated land									
	a) Permanent pastures and other grazing land	9	48	25	7	14	13	106	119	32
	b) Land under miscellaneous tree crops and groves not included in net area sown	9	14	1	4	12	2	21	19	91
	c) Cultivable waste land	4	6	13	30	19	7	21	27	70
	Total (a+b+c)	22	68	39	41	45	22	148	165	193
5.	Fallow land:									
	a) Fallow other than current fallow	6	11	9	4	39	15	14	37	21
	b) Current fallow	31	45	97	34	35	127	6	45	17
	Total (a+b)	37	56	106	38	74	142	20	82	38
6.	Net area sown	98	298	897	618	357	1,356	284	588	219
7.	Area sown more than once	4	9	96	100	80	123	36	123	80
8.	Total cropped area	102	307	993	718	437	1,479	320	711	299

Source: Karnataka at a Glance, 1991-92 DES No. 70/1992

contd..

Sl.No.		Dharwad	Gulbarga	Hassan	Kodagu	Kolar	Mandya	Mysore	Raichur	Shimoga	Tumkur	UttaraKannada	State Total
1	a)	1,340	1,620	680	410	820	500	1,200	1,400	1,060	1,060	1,030	19,180
	b)	1,378	1,610	663	411	780	498	1,246	1,388	1,058	1,065	1,025	19,050
2		115	68	54	135	70	24	338	48	328	45	830	3,074
3	a)	61	54	72	23	74	61	86	59	97	81	17	1,189
	b)	22	63	32	31	63	22	67	37	20	68	20	799
	(a+b)	83	117	104	54	137	83	153	96	117	149	37	1,918
4	a)	19	41	52	18	118	41	92	33	186	105	20	1,098
	b)	2	2	6	38	15	3	11	14	27	20	5	316
	c)	7	12	23	12	13	40	34	14	20	66	8	446
	(a+b+c)	28	55	81	68	146	84	137	61	233	191	33	1,860
5	a)	11	20	36	1	13	24	44	58	36	51	7	457
	b)	169	192	45	5	41	43	93	169	19	72	5	1,290
	(a+b)	180	212	81	6	54	67	137	227	55	123	12	1,747
6		972	1,158	343	148	373	240	481	956	325	557	113	10,381
7		156	149	24	3	19	37	80	164	55	23	17	1,378
8		1,128	1,307	367	151	392	277	561	1,120	380	580	130	11,759

Source : Karnataka at a Glance 1991-92 DES No. 70/1992

Table No. 4.3

Districtwise arable land and percentage distribution in Karnataka 1990-91

Area in lakh ha.

Sl. No.	District	Geographical area	Net area sown (NAS)	% of NAS to geographical area	Gross area sown	Area sown more than once ASMO	% of ASM to NAS	Fallow land	Net arable land for Agril. crops	% of arable land to geographical area
1.	Bangalore	2.17	0.98	45	1.02	0.04	4	0.37	1.35	62
2.	Bangalore Rural	5.85	2.98	51	3.07	0.09	3	0.56	3.54	61
3.	Belgaum	13.44	8.97	67	9.93	0.96	11	1.06	10.03	75
4.	Bellary	9.56	6.18	65	7.18	1	16	0.38	6.56	69
5.	Bidar	5.42	3.57	66	4.37	0.8	22	0.74	4.31	80
6.	Bijapur	17.12	13.56	79	14.79	1.23	9	1.2	14.98	88
7.	Chikmagalur	7.22	2.84	39	3.2	0.36	13	0.2	3.04	42
8.	Chitradurga	10.16	5.88	58	7.11	1.23	21	0.82	6.7	66
9.	Dakshina Kannada	8.34	2.19	26	2.99	0.8	37	0.38	2.57	31
10.	Dharwad	13.78	9.72	71	11.28	1.56	16	1.8	11.52	84
11.	Gulbarga	16.1	11.6	72	13.07	1.49	13	2.12	13.7	85
12.	Hassan	6.63	3.43	52	3.67	0.24	7	0.81	4.24	64
13.	Kodagu	4.11	1.48	36	1.51	0.03	2	0.06	1.54	37
14.	Kolar	7.8	3.73	48	3.92	0.19	5	0.64	4.27	55
15.	Mandya	4.98	2.4	48	2.77	0.37	15	0.67	3.07	62
16.	Mysore	12.46	4.81	39	5.61	0.8	17	1.37	6.18	60
17.	Raichur	13.88	9.56	69	11.2	1.64	17	2.27	11.83	85
18.	Shimoga	10.58	3.25	31	3.8	0.55	17	0.55	3.8	36
19.	Tumkur	10.65	5.57	52	5.8	0.23	4	1.23	6.8	64
20.	Uttara Kannada	10.25	1.13	11	1.3	0.17	15	0.12	1.25	12
	State Total	190.5	103.8	54	117.6	13.78	13	17.47	121.28	64

Source: Karnataka at a Glance 1991-92 DES No. 70/1992

Agricultural Workers

See Part I, page 590 after IInd para:

According to provisional results of the 1991 census, out of the total population of 44,806,468 persons, 18,744,445 have been counted as workers and the remaining are non-workers. Among workers, 19.9 percent belong to main workers and the rest to marginal workers. Only 1.06 percent of the male workers are marginal workers whereas 21.32 percent of the female workers are shown as marginal workers; 34.36 percent of main workers in the State are cultivators, 28.75 percent are agricultural labourers, 2.81 percent are engaged in household industry and 34.08 percent are engaged in 'other work'. The total number of main workers among males amounted to 12,186,096 and among females only 5,057,787. There are more female agricultural labourers than males. Almost half of the female workers in the State are agricultural labourers whereas only 19 percent of the male workers are agricultural labourers. Cultivators and agricultural labourers are found predominantly in rural areas. Although agricultural land is of considerable importance in every district, in certain districts labour intensive wet farming is predominant, whereas in certain others, dry farming is important. In certain districts, the chief agricultural produce does not fall within the ambit of cultivation as classified by the census.

The proportion of cultivators exceeds 50 percent in Mandya, Tumkur and Hassan districts. It is less than 30 percent in Bangalore, Dakshina Kannada, Kodagu and Bidar districts. The small proportion of cultivators in Bangalore (5.89%) is due to urbanisation. Dakshina Kannada and Kodagu are also special cases since the coastal district is known for fishing and Kodagu for its coffee, orange and cardamom plantations which do not come under the purview of cultivation. The *per capita* land availability for cultivation is also low. The proportion of agricultural labourers among main workers is the least in Bangalore dt (4.63%) and highest in Bidar dt (45.43%). The percentage of female agricultural labourers is twice the percentage of male in almost all the districts and in Bangalore dt it is almost three times the percentage of male agricultural labourers. The highest percentage of women workers engaged in agricultural labour are in the following districts: Bellary (62.21), Bidar (70.65), Bijapur 68.71, Gulbarga 70.53 and Raichur 73.19 percent. The proportion of 'other workers' is as high as 86.69 percent in Bangalore dt and is above 60 percent in the districts of Dakshina Kannada and Kodagu. In the State, there are more female agricultural labourers than male agricultural labourers. In northern Karnataka, larger proportion of workers are agricultural labourers. Districtwise distribution of workers is given in table no. 4.4 and agricultural workers as per 1991 census (final) is given in table no. 4.5

Table No. 4.4

Districtwise percentage distribution of agricultural workers

Sl. No.	District	M W to Tot pop	Mg W to Tot pop	Proportion of Cl to M W	Ag L to M W	O W to M W
1.	Bangalore	33.79	0.48	5.98	4.63	86.69
2.	Bangalore Rural	37.37	5.10	49.88	21.44	24.69
3.	Belgaum	37.24	4.89	40.93	29.64	54.40
4.	Bellary	42.84	2.10	32.88	41.45	23.36
5.	Bidar	37.21	2.65	29.66	45.43	22.80
6.	Bijapur	38.03	3.65	31.81	42.93	21.15
7.	Chikmagalur	40.59	4.51	36.00	24.64	37.30
8.	Chitradurga	38.79	4.17	37.23	31.98	27.63
9.	Dakshina Kannada	41.28	1.82	19.72	16.01	62.23
10.	Dharwad	38.59	3.37	30.04	39.10	27.35
11.	Gulbarga	40.24	2.89	30.66	44.11	22.91
12.	Hassan	37.75	6.42	57.09	14.57	26.44
13.	Kodagu	44.87	1.93	20.07	15.18	63.82
14.	Kolar	39.89	3.20	46.86	26.06	25.09
15.	Mandya	38.76	5.17	53.35	24.78	20.05
16.	Mysore	37.44	2.31	37.74	27.89	31.55
17.	Raichur	42.01	2.40	33.14	45.13	19.31
18.	Shimoga	37.83	2.88	37.86	35.11	24.63
19.	Tumkur	39.96	7.41	54.56	21.07	20.84
20.	Uttara Kannada	35.08	3.58	33.10	19.14	45.36
	State Total	38.48	3.35	34.36	28.75	34.08

Note : M W = Main workers, Tot Pop = Total Population Mg W = Marginal workers, Ag L = Agricultural labourers, O W = Other workers, (includes plantation wokers also) Cl = Cultivators. Source : Census of India, 1991 series-II Provisional Population Totals.

Table No. 4.5 Agricultural workers in Karnataka as per 1991 Census (Final)

Sl. No.	Particulars	Total	Males	Females
A	All Areas			
1.	Total Main Workers	17,292,117	12,285,340	5,006,777
2.	Cultivators	5,95,633	4,628,033	1,287,600
3.	Agricultural labourers	4,999,959	2,512,301	2,487,658
4.	Animal Husbandry and Plantation workers	616,733	467,135	149,598
B.	Rural Areas			
1.	Total Main workers	12,919,726	8,714,434	4,205,292
2.	Cultivators	5,657,082	4,411,379	1,245,703
3.	Agricultural labourers	4,642,907	2,303,813	2,339,094
4.	Animal Husbandry and plantation workers	540,058	400,602	139,456
C.	Urban Areas			
1.	Total Main workers	4,372,391	3,570,906	801,485
2.	Cultivators	258,551	216,654	41,897
3.	Agricultural labourers	357,052	208,488	148,564
4.	Animal Husbandry and Plantation workers	76,675	66,533	10,142

Add to Part I, page 591, before Development of Land Resources :

Consolidation of Holdings

The Fifth Agricultural Census was undertaken in the State during 1991-92 with agricultural year 1990-91 as the reference period. The Fifth Census has revealed that there were as many as 57.76 lakh operational holdings in the State as against 49.19 lakhs in the previous Census *ie* 1985.86. As in the previous Census there was a decline in the case of large holdings (15.4%) and medium holdings (1.5%) during this Census also. The distribution of the number of operational holdings and area operated by size groups for the years 1990-91 (provisional) versus 1980-81 and 1985-86 is given in table no. 4.6

Table 4.6 Distribution of land holdings by size 1980-81, 1985-86 and 1990-91

Size of holdings (in hectares)	1980-81		1985-86		1990-91 (P)		Percentage variation 1985-86 over 1980-81		Percentage variation 1990-91 over 1985-86	
	No. of holdings (in '000)	Area in (000 ha.)	No. of holdings (in '000)	Area in (000 ha.)	No. of holdings (in '000)	Area in (000 ha.)	(No)	(Area)	(No)	(Area)
1	2	3	4	5	6	7	8	9	10	11
Marginal below 1.0	1489 (34.6)	733 (6.3)	1792 (36.4)	866 (7.3)	2262 (39.2)	1072 (8.7)	20.3	18.1	26.2	23.7
Small between 1.0 to 2.0	1057 (24.5)	1543 (13.1)	1293 (26.3)	1889 (15.9)	1586 (27.5)	2308 (18.7)	22.3	22.4	22.7	22.2
Semi Medium between 2.0 to 4.0	918 (21.3)	2572 (21.9)	1035 (21.0)	2879 (24.2)	1163 (20.1)	3200 (26.0)	12.7	11.9	12.4	11.2
Medium between 4.0 to 10.0	662 (15.3)	4018 (34.2)	646 (13.1)	3881 (32.7)	636 (11.0)	3770 (30.6)	-2.4	-3.4	-1.5	-2.9
Large 10.0 and above	183 (4.3)	2880 (24.3)	153 (3.2)	2364 (19.9)	129 (2.2)	1971 (16.0)	-16.4	-17.9	-15.4	-16.6
All sizes	4309 (100)	11746 (100)	4919 (100)	11879 (100)	5776 (100)	12321 (100)	14.1	1.1	17.4	3.7

Note: Figures in brackets indicate percentage to total, P - provisional

As in the earlier Census, during this Census also, marginal holdings dominated the scene, by accounting as much as 39.2% of the total number of holdings followed by small holdings (27.5%); semi-medium holding (20.1%) and medium holdings (11.0%). There has been a slight increase (3.7%) in the area operated from 118.79 lakh ha in 1985-86 to 123.21 lakh ha in 1990-91. The operated area under marginal holdings registered an increase of 23.7% whereas operated area under small and semi-medium holdings registered an increase of 22.2% and 11.2% respectively. But in the case of medium and large holdings operated area has declined by 2.9% and 16.6% respectively over the previous Census.

The average size of the holdings has come down from 2.41 ha in 1985-86 to 2.13 ha in 1990-91. The following table 4.7 gives the average size of holdings in each of the five major size groups during the years 1985-86 and 1990-91.

Table No. 4.7 : Average size of holdings

Size groups	*Average size of holdings (ha)*	
	1985-86	*1990-91*
Marginal (1 ha)	0.48	0.47
Small (1-2 ha)	1.46	1.46
Semi-medium (2-4 ha)	2.78	2.75
Medium (4-10)	6.01	5.93
Large (10 ha & above)	15.45	15.52
All sizes	2.41	2.13

Among the districts, Mysore dt accounts for the highest number of holdings (7.6%) of the total number of holdings in the State and Kodagu district for the lowest number of holdings (0.9%). Tables 4.8 gives districtwise number of holdings, area operated and average size in 1990-91.

Table No. 4.8 Districtwise number of holdings and averagesize,1990-91

Sl No.	District	Holdings		Area Operated		Average size
		in '000	%	in '000 ha	%	(ha)
1.	Bangalore	81	1.4	122	1.0	1.5
2.	Bangalore Rural	256	4.4	346	2.8	1.4
3.	Belgaum	425	7.3	1,011	8.2	2.4
4.	Bellary	236	4.1	638	5.2	2.7
5.	Bidar	166	2.9	465	3.8	2.8
6.	Bijapur	400	6.9	1,499	12.2	3.8
7.	Chikmagalur	155	2.7	305	2.5	2.0
8.	Chitradurga	293	5.1	749	6.1	2.6
9.	Dakshina Kannada	268	4.6	314	2.5	1.2
10.	Dharwad	392	6.8	1,136	9.2	2.9
11.	Gulbarga	425	7.4	1,393	11.3	3.3
12.	Hassan	328	5.7	432	3.5	1.3
13.	Kodagu	55	0.9	170	1.4	3.1
14.	Kolar	306	5.3	448	3.6	1.5
15.	Mandya	393	6.8	326	2.6	0.8
16.	Mysore	437	7.6	608	4.9	1.4
17.	Raichur	384	6.6	1,142	9.3	3.0
18.	Shimoga	217	3.8	381	3.1	1.8
19.	Tumkur	417	7.2	689	5.6	1.7
20.	Uttara Kannada	142	2.5	147	1.2	1.0
	State Total	5,776	100	12,321	100	2.1

Note : Percentages are in comparison to State figures and have been worked out on the basis of actual figures.

Land Holdings According to Agro-climatic Zones

Five dry zones have accounted for nearly 70% of the total holdings and about 73% of the operated area. Though Northern Dry Zone accounted for about 21% of the total holdings, it covered an operated area of about 32%. On the other hand, Southern Dry Zone covered only about 8% of area against 16% of holdings. The uneven distribution of holdings and area between the north and south dry zones has resulted in north having higher average holdings size (3.2 ha) as compared to south (1.1 ha). The holding sizes are larger in the northern zones. The hilly zone was also having a higher holding size, compared to overall average. The following table no. 4.9 presents number of holdings, operated area and average size according to Agro-Climatic Zones.

Table No. 4.9

Number of holdings, area operated and average size, according to Agro-Climatic Zones, 1990-91

Sl. No.	Agro-Climatic Zone	Holdings (in '000)	%	Area operated (in '000 ha)	%	Average size (ha)
1.	North-Eastern Transition (NET)	213	3.7	627	5.1	2.9
2.	North-Eastern Dry (NED)	507	8.8	1,632	13.3	3.2
3.	Nothern Dry (NDZ)	1,218	21.1	3,903	31.7	3.2
4.	North Transition Zone (NTZ)	413	7.1	954	7.7	2.3
5.	Central Dry Zone (CDZ)	627	10.9	1,347	10.9	2.2
6.	Eastern Dry Zone (EDZ)	746	12.9	1,063	8.6	1.4
7.	Southern Dry Zone (SDZ)	940	16.3	1,014	8.2	1.1
8.	South Transition Zone (STZ)	414	7.2	651	5.3	1.6
9.	Hilly (HZ)	338	5.8	759	6.2	2.3
10.	Coastal Zone (CZ)	360	6.2	371	3.0	1.0
	State	5,776	100	12,321	100	2.1

Note : Percentages have been worked out in comparison with State figures on the basis of actual figures.

Add to part I page 595 after 6th para :

Cropping Pattern and Rotations

Out of 12,115 thousand hectares of total gross cropped area during 1989-90, 48.8 percent of the area was under cereals, 13.6 percent under pulses,18.7 percent under oil seeds and 8.0 percent under cotton and sugarcane crops. The remaining 11.0 percent of the area was under other crops. Percentage share of area of individual crops to total gross cropped area during 1960-90 is given in table no.4.10. Area under cereals has decreased from 6273 thousand hectares during 1960-61 to 5000 thousand hectares during 1989-90. This was mainly due to decrease in area under jowar and wheat during the said period. However area under cereals has increased by 6.0 percent during 1989-90 over 1980-81.

Area under bajra and wheat crops decreased during 1989-90 as compared to 1980-81. Area under pulses increased from 15.31 lakh hectares during 1980-81 to 16.47 lakh hectares during 1989-90, percentage increase in area being 7.6. Oilseeds registered a record increase in area of 81 percent during 1989-90 over 1980-81. This was mainly due to increase in area under groundnut and sunflower crops. Production of foodgrains (cereals + pulses) was 70.58 lakh tonnes during 1989-90 as against 62.02 lakh tonnes during 1980-81, registering an increase of 13.8 percent. Production of oilseeds was almost doubled during 1989-90 as compared to 1980-81, registering an increase of 113.2 percent. Percentage share of area and production of individual crops to cereals, pulses and oilseeds during 1960-90 is given in table no. 4.11.

Rice, jowar, ragi, maize, bajra and wheat are the cereal crops grown in the State. Rice, jowar and ragi are the major cereals which occupy about 80 percent of the area under cereals in the State. Cereal crops are largely grown in Bijapur, Gulbarga, Raichur, Belgaum, Dharwad, Chitradurga and Mysore districts. These districts account for about 70 percent of the area under cereals in the State. Among the major cereals growing districts, only Bijapur, Raichur and Belgaum district which account for 32 percent of area under cereals registered positive growth rate of yield whereas Dharwad, Bellary, Chitradurga, Gulbarga and Mysore districts registered negative growth rate of yield. This was mainly due to the drought situation prevailed in the State during 1980-81, 1982-83, 1985-86 and 1987-88. Tur and Bengalgram are the important pulse crops which occupy about 45 percent of the area under pulses in the State. Pulses are largely grown in Gulbarga, Bijapur, Bidar and Dharwad districts. These districts account for about 52 percent of the area under pulses in the State. Gulbarga district alone occupies about 23 percent of the area under pulses in the State.

Groundnut and sunflower are the important oilseed crops which occupy about 60 percent of the area under oilseeds in the State. Bijapur, Gulbarga, Raichur, Dharwad, Chitradurga and Tumkur districts occupy about 70 percent of the area under oilseeds in the State.

Cotton is predominantly grown in Dharwad, Raichur, Bellary and Belgaum districts which occupy about 75 percent of the area under the crop in the State. Sugarcane is largely grown in Belgaum, Mandya and Bijapur districts. Belgaum district alone occupies about 40 percent of area under the crop. The cropping pattern in Karnataka from 1960 to 1990 is given in table no. 4.12.

Table No.4.10

Percentage share of area of individual crops to total gross cropped area 1960-90

Area in '000 hectares

Sl.No. Crop	1960-61 Area	1960-61 %	1970-71 Area	1970-71 %	1980-81 Area	1980-81 %	1989-90 Area	1989-90 %
1 2	3	4	5	6	7	8	9	10
1. Rice	1,028	9.7	1,170	10.7	1,114	10.5	1,183	9.8
2. Jowar	2.969	28.0	2,224	20.4	1,991	18.7	2,339	19.3
3. Ragi	996	9.4	1,065	9.8	1,057	9.9	1,167	9.6
4. Maize	11	0.1	63	0.6	157	1.5	253	2.1
5. Bajra	500	4.7	562	5.2	564	5.3	514	4.2
6. Wheat	324	3.1	343	3.1	322	3.0	248	2.0
All Cereals	6,273	59.2	5,971	54.8	5,573	52.3	5,909	48.8
7. Tur	296	2.8	304	2.8	336	3.2	482	4.0
8. Bengalgram	158	1.5	163	1.5	140	1.3	224	1.8
All pulses	1,306	12.3	1,445	13.3	1,531	14.4	1,647	13.6
9. Ground nut	915	8.6	1,027	9.4	790	7.4	1194	9.9
10. Sesamum	64	0.6	87	0.8	118	1.1	153	1.3
11. Safflower	144	1.4	159	1.5	158	1.5	198	1.6
12. Sunflower	-	-	-	-	38	0.4	581	4.8
All Oilseeds	1,247	11.8	1,398	12.8	1251	11.7	2,265	18.7
13. Cotton	984	9.3	1,142	10.5	1,012	9.5	697	5.8
14. Sugarcane	72	0.7	104	1.0	154	1.4	265	2.2
Total gross cropped area	10,588		10,889		10,660		12,115	

In the course of the three decades, there is a decline in the area under cereals from 59.92 to 48.8%, especially the area under jowar, though area under maize has increased susbstantially. Pulses and oilseeds have recorded substantial increase and so has sugarcane, but area under cotton has declined. Sunflower has caught the imagination of farmers since the 1980's.

Table No. 4.11

Percentage Share of area and production of individual crops to total cereals, pulses and oil seeds during 1960-90

Area in '000 hectares Production in '000 tonnes

Sl. No. Crop	Area	%	1960-61 Production	%	Area	%	1970-71 Production	%	Area	%	1980-81 production	%	Area	%	1989-90 Production	%
									CEREALS							
1. Rice	1,028	16.4	1,328	37.1	1,170	19.6	2,000	38.2	1,114	20.0	2,258	39.5	1,183	20.0	2,373	36.4
2. Jowar	2,969	47.3	1,154	32.3	2,224	37.3	1,565	29.9	1,991	35.7	1,506	26.4	2,339	39.6	1,611	24.7
3. Ragi	996	15.9	754	21.1	1,065	17.8	892	17.1	1,057	19.0	1,064	18.6	1,167	19.8	1,331	20.4
4. Maize	11	0.2	12	0.3	63	1.1	217	4.2	157	2.8	381	6.7	253	4.3	709	10.9
5. Bajra	500	8.0	129	3.6	562	9.4	211	4.0	564	10.1	192	3.4	514	8.7	281	4.3
6. Wheat	324	5.2	77	2.2	343	5.7	130	2.5	322	5.8	174	3.1	248	4.2	125	1.9
All Cereals	6,273		3,578		5,971		5,235		5,573		5,714		5,909		6,512	
									PULSES							
7. Tur	296	22.7	92	26.1	304	21.0	153	29.9	336	22.0	125	25.6	482	29.3	182	33.3
8. Bengalgram	158	12.1	55	15.6	163	11.3	76	14.9	140	9.1	63	12.9	224	13.6	75	13.7
All Pulses	1,306		352		1,445		511		1,531		488		1,647		546	
									OILSEEDS							
9. Groundnut	915	73.4	448	87.8	1,027	73.5	780	89.1	790	63.2	475	73.1	1194	52.7	933	67.3
10. Sesamum	64	5.1	11	2.2	87	6.2	27	3.1	118	9.4	40	6.2	153	6.8	49	3.5
11. Safflower	144	11.6	25	4.9	159	11.4	27	3.1	158	12.6	81	12.5	198	8.7	118	8.5
12. Sunflower									38	3.0	16	2.5	581	25.7	235	17.0
All Oil Seeds	1,247		510		1,398		875		1,251		650		2,265		1,386	

Table No.4.12 Cropping pattern 1960-61 to1988-89

(in hundred hectares)

Year/District	Food Crops									Non-Food Crops						
	Cereals & Millets	Pulses	Total food grains (3+4)	Sugar cane	Condi-ments & Spices	Fresh Fruits	Vegeta-bles	Other food crops including dry fruits	Total Food crops	Oilseeeds Edible	Oilseeeds Non-Edible	Fibers	Drugs & Narcotics & Planta-tion crops	Other Non-food crops	Total Non-food crops	Total Cropped area
1960-61	61897	12810	74707	727	1989	560	511	249	78743	11404	1742	10223	1232	2534	27135	105878
1965-66	60426	12282	72708	897	1941	569	610	302	77027	11333	1647	10381	1429	2486	27276	104303
1970-71	59178	14345	73523	1024	2058	572	785	291	78253	14238	1024	11724	1514	2115	30615	108868
1975-76	59520	15382	74902	1369	2493	643	884	219	80510	15410	1189	10747	1595	2 140	31081	111591
1980-81	55726	15312	71038	1544	2700	695	979	338	77294	13331	912	10431	2110	2524	29308	106602
1984-85	58402	16454	74856	1720	2593	752	1360	419	81700	20889	870	8623	2373	2141	34896	116596
1985-86	56413	15837	72250	1715	2675	763	1196	428	79027	20200	711	7007	2380	2139	32437	111464
1986-87	62046	16572	78618	1808	2627	766	1174	433	85426	23031	757	4391	2403	2202	32784	118210
1987-88	58250	17742	75992	2025	2567	803	1257	450	83094	28631	737	5017	2386	2591	39362	122456
1988-89	56678	16261	72939	2390	2730	838	1580	457	80934	24557	704	6817	4263	918	37259	118193
Dristictwise Breakup																
1. Bangalore	702	123	825	1	5	38	37	1	907	47	5	-	59	34	145	1052
2. Bangalore Rural	1912	457	2369	15	34	73	66	1	2558	398	30	N	285	79	792	3350
3. Belgaum	5140	968	6108	856	144	24	199	3	7334	1652	54	704	343	356	3109	10443
4. Bellary	3465	551	4016	95	117	19	45	-	4292	1670	16	1032	46	4	2768	7060
5. Bidar	1663	1616	3279	182	31	4	17	1	3514	814	10	84	5	3	916	4430
6. Bijapur	8203	1536	9739	282	53	50	165	-	10289	3070	172	680	12	20	3954	14243

cont'd

Year/District	Food Crops									Non-Food Crops						
	Cereals & Millets	Pulses	Total food grains (3+4)	Sugar cane	Condi-ments & Spices	Fresh Fruits	Vegeta-bles	Other food crops including dry fruits	Total Food crops	Oilseeeds Edible	Oilseeeds Non-Edible	Fibers	Drugs & Narcotics & Planta-tion crops	Other Non-food crops	Total Non-food crops	Total Cropped area
7. Chikmagalur	1275	276	1551	21	185	30	38	3	1828	514	8	7	673	1	1203	3031
8. Chitradurga	3290	669	3959	70	83	16	154	-	4282	2266	21	406	67	17	2777	7059
9. Dakshina Kannada	1512	195	1707	39	251	95	87	402	2581	238	8	-	129	9	384	2965
10. Dharwad	4265	1503	5768	64	891	28	373	-	7124	2425	22	2102	38	96	4683	11807
11. Gulbarga	4563	3743	8306	39	38	19	72	1	8475	2947	146	301	8	15	3417	11892
12. Hassan	2082	465	2547	31	114	28	118	-	2838	654	25	26	388	8	1101	3939
13. Kodagu	478	8	486	N	165	64	6	15	736	12	-	N	763	-	775	1511
14. Kolar	1934	358	2292	30	75	204	74	8	2683	1002	1	N	463	48	1514	4197
15. Mandya	1806	540	2346	309	24	16	15	-	2710	307	26	N	104	26	463	3173
16. Mysore	2929	1153	4082	123	92	19	34	-	4350	922	39	284	708	11	1964	6314
17. Raichur	5346	1164	6510	12	23	4	38	-	6587	2907	70	808	12	16	3813	10400
18. Shimoga	2475	200	2675	175	217	29	20	6	3122	400	3	270	25	1	699	3821
19. Tumkur	2794	672	3466	25	98	53	15	2	3659	2189	48	4	131	160	2532	6191
20. Uttara Kannada	844	64	908	21	90	25	7	14	1065	123	N	109	4	14	250	1315

Source: Statistical abstract of Karnataka 1988-89, DES No 89/1991

Table No.4.13: Area and Production of Principal Agricultural Crops in Karnataka (1955-56 to 1992-93) Cereals

	Rice		*Jowar*		*Bajra*		*Maize*		*Ragi*		*Wheat*		*Minor Millets*		*Total Cereals*	
	Area in Lakh ha	*Prod.in Lakh tons*	*Area in Lakh ha*	*Prod.in lakh tons*	*Area in Lakh ha*	*Prod.in lakh tons*	*Area in Lakh ha*	*Prod.in lakh tons*	*Area in Lakh ha*	*Prod.in lakh tons*	*Area in Lakh ha*	*Prod.in lakh tons*	*Area in Lakh ha*	*Prod.in Lakh tons*	*Area in Lakh ha*	*Prod.in lakh tons*
1955-56	8.78	11.84	26.67	9.50	5.67	1.57	0.12	0.06	9.31	9.03	3.08	0.69	5.25	1.55	58.89	34.24
1960-61	10.28	13.28	29.69	11.54	5.00	1.29	0.11	0.12	9.96	7.54	3.24	0.77	4.44	1.24	62.73	35.78
1965-66	11.49	12.40	28.77	13.10	4.99	1.22	0.18	0.10	12.60	3.34	2.49	0.47	4.46	1.24	65.05	31.92
1970-71	11.70	20.00	22.24	15.65	5.62	2.11	0.63	2.17	10.65	8.92	3.43	1.30	5.43	2.20	59.71	52.35
1975-76	11.71	21.64	19.45	15.70	7.06	2.82	1.27	3.78	10.78	13.48	4.04	2.78	5.29	2.86	59.59	63.05
1980-81	11.14	22.58	19.91	15.06	5.64	1.92	1.57	3.81	10.57	10.64	3.22	1.74	3.68	1.39	55.73	57.14
1985-86	10.96	20.28	23.18	13.56	4.47	2.08	1.67	3.98	11.09	11.28	2.49	1.05	2.55	00.77	56.41	53.00
1986-87	11.66	22.74	26.40	19.14	4.85	2.50	2.27	5.76	11.75	14.61	2.71	1.36	2.41	1.00	62.05	67.51
1987-88	10.47	18.77	24.65	15.94	4.70	2.52	2.05	5.10	11.16	11.47	2.67	1.25	2.55	1.07	58.25	56.12
1988-89	12.38	25.23	21.06	15.46	4.64	2.08	2.55	6.77	11.50	10.87	2.38	1.35	2.17	0.95	56.68	62.71
1989-90	11.83	23.73	23.39	16.11	5.14	2.81	2.53	7.09	11.67	13.31	2.48	1.25	2.05	0.82	59.09	65.12
1990-91	11.73	24.28	21.55	12.82	4.25	2.03	2.50	6.30	10.55	9.76	1.98	1.23	1.59	0.63	54.15	57.05
1991-92	12.84	27.83	21.08	16.18	4.29	2.48	2.83	8.54	11.13	14.96	1.99	1.39	1.29	0.62	55.45	72.00
1992-93	12.88	29.36	23.05	20.10	3.73	2.35	3.17	10.08	10.37	16.18	2.24	1.53	1.14	0.68	56.58	80.28

Source: Agricultural Production, 1993-94 Karnataka State Department of Agricultural, Bangalore. Brochure on fully revised estimates of area, production and yield of principal crops in Karnataka, DES No.128 of 1991

Table No.4.14

Area and production of Principal Agricultural Crops in Karnataka (1955-56 to 1990-91) Pulses

	Tur		*Bengal Gram*		*Other Kharif Pulses*		*Other Rabi/summer Pulses*		*Total Pulses*		*Total Foodgrains*	
	Area in Lakh ha	*Prod.in Lakh tons*	*Area in Lakh ha*	*Prod.in lakh tons*	*Area in Lakh ha*	*Prod.in lakh tons*	*Area in Lakh ha*	*Prod.in Lakh tons*	*Area in Lakh ha*	*Prod.in lakh tons*	*Area in Lakh ha*	*Prod. in lakh tons*
1955-56	3.00	1.00	1.66	0.52	7.59	1.90	1.49	0.38	13.72	3.80	72.61	38.04
1960-61	2.96	0.92	1.58	0.55	7.83	1.90	0.69	0.15	13.06	3.52	75.79	39.30
1965-66	3.07	0.95	1.54	0.53	7.80	1.93	0.79	0.11	13.19	3.52	78.24	35.45
1970-71	3.04	1.53	1.63	0.76	8.67	2.50	1.11	0.32	14.45	5.11	74.16	57.46
1975-76	3.21	2.36	1.79	0.80	8.84	4.01	1.55	0.22	15.40	7.39	74.99	70.44
1980-81	3.36	1.25	1.40	0.63	8.62	2.43	1.93	0.57	15.31	4.88	71.04	62.02
1985-86	4.20	1.79	1.91	0.61	7.58	1.94	2.15	0.55	15.84	4.89	72.25	57.89
1986-87	4.45	1.99	2.30	0.89	7.65	2.17	2.17	0.82	16.57	5.87	78.62	73.38
1987-88	4.63	2.09	2.43	1.02	7.92	2.63	2.76	0.94	17.74	6.68	75.99	62.80
1988-89	4.97	1.43	1.88	0.62	7.63	2.14	1.78	0.43	16.26	4.62	72.94	67.33
1989-90	4.82	1.82	2.24	0.75	7.43	2.36	1.98	0.53	16.47	5.46	75.56	70.58
1990-91	4.63	1.75	2.29	0.69	7.54	2.53	1.75	0.43	16.21	5.39	70.36	62.44

Source: Brochure on fully revised estimates of area, production and yield of principal crops in Karnataka, DESNo.128 of 1991

Table No.4.15 Area and production of Principal Agricultural Crops in Karnataka (1955-56 to 1992-93) Oil Seeds

	Ground nut		Sesamum		Rape and Mustard		Niger Seed		Safflower		Castor		Linseed		Sunflower		Soyabean		Total Oilseeds	
	Area in Lakh ha	Prod.in Lakh tons	Area in Lakh ha	Prod.in lakh tons	Area in Lakh ha	Prod.in lakh tons	Area in Lakh ha	Prod.in lakh tons	Area in Lakh ha	Prod.in lakh tons	Area in Lakh ha	Prod.in lakh tons	Area in Lakh ha	Prod.in Lakh tons	Area in Lakh ha	Prod.in lakh tons	Area in Lakh ha	Prod.in Lakh tons	Area in Lakh tons	Prod.in Lakh tons
1955-56	8.38	6.18	0.85	0.17	0.08	0.02	0.02	0.05	1.47	0.35	0.45	0.08	0.47	0.07					11.92	6.93
1960-61	9.15	4.48	0.64	0.11	0.09	0.02	0.25	0.04	1.44	0.25	0.42	0.10	0.48	0.10					12.47	5.10
1965-66	9.03	4.35	0.64	0.14	0.08	0.02	0.22	0.03	1.25	0.19	0.30	0.05	0.38	0.05					11.91	4.79
1970-71	10.27	7.80	0.87	0.27	0.04	0.01	0.21	0.06	1.59	0.27	0.38	0.18	0.63	0.15					13.98	8.75
1975-76	10.24	6.57	1.14	0.48	0.03	0.01	0.56	0.10	1.85	0.223	0.34	0.21	0.84	0.24					14.98	7.84
1980-81	7.90	4.75	1.18	0.40	0.03	0.01	0.55	0.10	1.58	0.81	0.26	0.14	0.63	0.13	0.38	0.16			12.51	6.50
1985-86	10.12	6.79	1.24	0.33	neg	neg	0.55	0.10	2.42	0.80	0.29	0.20	0.41	0.04	3.76	1.55			18.79	9.81
1986-87	10.34	7.26	1.28	0.35	0.04	0.01	0.51	0.09	2.68	1.56	0.29	0.26	0.45	0.11	5.98	2.86	0.13	0.04	21.70	12.54
1987-88	10.56	9.02	1.63	0.77	0.04	0.01	0.52	0.09	3.04	1.16	0.28	0.22	0.44	0.11	10.57	3.51	0.14	0.05	27.22	14.94
1988-89	12.81	9.79	2.00	0.78	0.05	0.01	0.54	0.10	1.95	1.04	0.28	0.24	0.41	0.06	4.91	1.58	0.10	0.10	23.05	13.70
1989-90	11.94	9.33	1.53	0.49	0.04	0.01	0.55	0.11	1.98	1.18	0.27	0.24	0.39	0.10	5.81	2.35	0.14	0.05	22.65	13.86
1990-91	12.12	8.16	1.43	0.40	0.05	0.01	0.53	0.09	1.68	0.59	0.22	0.15	0.28	0.06	8.96	3.82	0.24	0.09	25.51	13.39
1991-92	13.70	11.49	1.66	0.61	0.08	0.02	0.55	0.10	1.40	0.67	0.32	0.31	0.24	0.06	12.08	5.64	0.22	0.15	30.25	19.05
1992-93	12.61	11.36	1.24	0.52	0.05	0.01	0.51	0.09	1.47	0.85	0.24	0.20	0.30	0.07	10.74	4.43	0.65	0.43	27.81	17.96

Source: Agricultural Production, 1993-94, Karnataka State Department of Agriculture.Bangalore Brochure on fully revised estimates of area, production and yield of principal crops in Karnataka, DES No.128 of 1991

Table No.4.16

Area and Production of Principal Agricultural Crops in Karnataka (1955-56 - 1990-91) Annual crops

	Sugar cane		Tobacco		Cotton		Mesta		Sunhemp	
	Area in Lakh ha	Prod.in Lakh tons	Area in Lakh ha	Prod.in lakh tons	Area in Lakh ha	Prod.in lakh tons	Area in Lakh ha	Prod.in lakh tons	Area in Lakh ha	Prod.in Lakh tons
1955-56	0.50	31.11	0.42	0.17	11.52	3.01	0.31	0.69	0.08	0.04
1960-61	0.72	51.84	0.39	0.23	9.84	3.82	0.24	0.56	0.05	0.01
1965-66	0.89	69.59	0.38	0.13	10.05	2.33	0.27	0.52	0.06	0.01
1970-71	1.04	81.00	0.38	0.18	11.42	5.70	0.20	0.41	neg	neg
1975-76	1.37	103.80	0.35	0.21	10.35	5.05	0.36	0.51	0.04	0.01
1980-81	1.54	121.27	0.52	0.34	10.12	5.97	0.28	0.49	0.03	0.01
1985-86	1.71	141.11	0.47	0.33	6.74	5.08	0.24	0.42	0.02	neg
1986-87	1.81	143.73	0.47	0.37	4.14	4.50	0.23	0.40	0.01	neg
1987-88	2.03	178.75	0.44	0.34	4.76	5.54	0.25	0.42	0.01	neg
1988-89	2.39	186.82	0.51	0.41	6.54	9.19	0.26	0.44	0.01	neg
1989-90	2.65	210.88	0.50	0.35	6.97	8.87	0.20	0.34	0.01	neg
1990-91	2.72	207.50	0.46	0.33	5.96	6.40	0.15	0.25	0.01	neg

Source: Brochure on fully revised estimates of area, production and yield of principal crops in Karnataka, DES No.128 of 1991

Table No.4.17

District-wise area and production of principal agricultural crops in Karnataka -1989-90

Sl. No.	Districts	Paddy A	Paddy P	Ragi A	Ragi P	Jowar A	Jowar P	Bajra A	Bajra P	Wheat A	Wheat P	Other cereals A	Other cereals P
1.	Bangalore	73	154	562	524	-	-	-	-	N	N	14	30
2.	Bangalore Rural	141	205	1,449	1,613	-	-	-	-	N	N	9	13
3.	Belgaum	614	798	42	27	2,450	1,727	591	93	369	200	790	1,803
4.	Bellary	424	1,219	272	123	1,827	2,043	176	121	17	11	585	780
5.	Bidar	197	177	-	-	1,119	887	128	41	105	62	38	8
6.	Bijapur	19	20	-	-	4,655	2,166	1,373	756	464	237	537	1,258
7.	Chikmagalur	447	986	608	499	189	111	-	-	1	1	5	7
8.	Chitradurga	586	1,601	1,091	1,079	891	797	140	32	7	4	454	675
9.	Dakshina Kannada	1,524	2,814	-	-	-	-	-	-	-	-	-	-
10.	Dharwad	823	698	118	92	2,307	1,303	20	7	553	205	556	955
11.	Gulbarga	185	275	1	1	3,625	1,450	803	432	304	166	246	84
12.	Hassan	481	1,004	1292	1104	86	44	-	-	-	-	39	62
13.	Kodagu	453	971	13	12	-	-	-	-	-	-	11	25
14.	Kolar	311	556	1176	1945	64	31	6	3	1	n	127	249
15.	Mandya	679	1,924	762	548	47	25	N	N	-	-	2	1
16.	Mysore	775	2,385	945	635	737	482	21	13	N	N	145	345
17.	Raichur	1,100	2,750	1	-	3,188	1,898	972	543	159	16	278	213
18.	Shimoga	1,753	3,690	351	359	221	294	N	N	1	1	151	251
19.	Tumkur	231	400	1,836	18.36	149	98	15	5	N	N	47	58
20.	Uttara Kannada	846	1546	3	2	3	2	-	-	N	N	1	2
	State Total	11,662	24,175	10,521	10,399	21,558	13,358	4,245	2,046	1,981	903	4,035	6,819

Source: Karnataka at a Glance, 1990-91,A-Area in '00 ha, P-production in '00 tonnes

Sl. No.	Districts	Gram A	Gram P	Tur A	Tur P	Other Pulses A	Other Pulses P	Groundnut 000 tonnes A	Groundnut 000 tonnes P	Sugarcane 000 tonnes A	Sugarcane 000 tonnes P	Cotton lint 00 bales A	Cotton lint 00 bales P	High-yielding varieties A
1.	Bangalore	N	N	9	7	113	42	12	14	N	3	-	-	589
2.	Bangalore Rural	7	1	51	21	184	91	181	161	20	213	N	N	1,348
3.	Belgaum	199	59	131	28	508	204	1,000	818	1,045	6256	827	1271	1,864
4.	Bellary	86	27	163	53	203	198	731	572	48	378	1023	1382	2,327
5.	Bidar	415	165	417	211	763	225	118	44	262	2,168	38	49	478
6.	Bijapur	370	106	338	189	731	159	1,228	925	328	2,085	255	135	2,076
7.	Chikmagalur	30	10	6	2	248	89	75	79	16	146	27	46	1,008
8.	Chitradurga	28	5	122	60	384	251	1,417	756	55	490	362	465	2,273
9.	Dakshina Kannada	-	-	-	-	108	36	28	35	18	134	-	-	926
10.	Dharwad	345	96	165	29	759	342	1,344	697	41	315	1714	1494	1,778
11.	Gulbarga	572	159	2,509	915	837	220	1,210	725	46	431	57	51	3,911
12.	Hassan	19	5	35	16	467	169	30	15	28	213	43	62	1,603
13.	Kodagu	-	-	-	-	N	N	N	N	N	N	N	N	286
14.	Kolar	3	1	74	48	182	85	968	839	34	302	1	1	1,297
15.	Mandya	4	1	18	5	461	162	102	57	288	3,148	N	N	1,402
16.	Mysore	22	6	69	26	818	240	225	85	96	911	365	481	1,818
17.	Raichur	167	32	409	94	559	341	1,285	1,156	6	51	742	443	2,985
18.	Shimoga	4	1	16	59	86	40	183	250	193	1,872	408	578	1,898
19.	Tumkur	19	4	90	40	468	118	1,768	925	23	168	4	3	1,618
20.	Uttara Kannada	2	N	2	1	37	6	57	67	21	158	92	80	498
	State Total	2,292	678	4,624	1,804	7,916	3,018	11,861	8,220	2,568	19,442	5,958	6,541	31,983

Source: Karnataka at a Glance, 1990-91 ; A-Area in '00ha, P-production in '00 tonnes.

Table No.4.18
Distribution of Fertilisers and Mixtures

(in hundred tonnes)

Fertilisers/Nutrients	*1980-81*	*1984-85*	*1985-86*	*1986-87*	*1987-88*	*1988-89*
Fertilisers & Mixtures						
1. Ammonium Sulphate	317	391	465	395	426	558
2. Urea	2,698	4198	3,989	3,843	3,746	6,001
3. Calcium Ammonium Nitrate	405	213	214	320	354	395
4. D.A.P	340	1,551	1,594	1,456	1,562	2536
5. Super phosphate	570	695	736	667	543	572
6. Muriate of Potash	494	952	830	838	903	1,168
7. Sulphate of Potash	35	39	37	46	47	43
8. Rock Phosphate	40	138	158	233	289	421
9. Ammonium Chloride	-	18	42	25	20	27
10. 20:20:0	250	841	872	1074	1152	1397
11. 16:20:0	422	654	502	456	272	466
12. 28:28:0	32	16	5	-	N	24
13. 19:19:19	80	407	511	578	459	538
14. 17:17:17	1,121	1,446	1,057	1,269	1,087	1,421
15. 15:15:15	404	647	592	689	688	940
16. 10:26:26	169	267	208	237	558	350
17. 12:32:16	40	70	38	31	81	64
18. 14:28:14	196	133	96	82	36	16
Total	7,613	12,676	11,946	12,236	12,223	16,937
N	1931	3,110	2,956	3,015	2,864	4,380
P_2O_5	809	1,693	1644	1,612	1,619	2,302
K_2O	298	1,104	955	1,031	1,101	1,316
N+P+K	3438	5,907	5,555	5,658	5,584	7,998

Table No: 4.19
Agricultural Implements and Machinery 1961 to 1983

(hundreds)

Livestock Census Year/Districts	*Ploughs*		*Carts*	*Sugarcane Crushers*		*Oil Engines with pump sets for irrigation*	*Persian wheels or Rahats*	*Tractors including power tillers*	*Ghanies*	*Others*	*Total*
	Wooden	*Iron*		*Operated by power*	*Worked Bullocks*						
1	*2*	*3*	*4*	*5*	*6*	*7*	*8*	*9*	*10*	*11*	*12*
1961	22,671	2,284	2,938	28	131	101	252	10	38	-	32453
1966	22,454	3,077	6,885	63	157	246	148	124	29	-	33183
1972	20,391	4,675	6,750	86	98	430	342	76	13	22748	55609
1977	22,784	5,816	6,773	99	103	894	223	140	15	26035	62882
1983(P)	25,958	8,010	8,382	49	119	703	140	303	15	68744	112423
1. Bangalore											
2. Bangalore Rural	1,568	816	356	5	6	30	12	13	N	5399	8205
3. Belgaum	1,157	590	928	11	14	139	17	51	2	5898	8807
4. Bellary	736	170	396	1	6	5	6	12	N	3771	5103
5. Bidar	267	153	127	N	8	8	1	3	N	1024	1591
6. Bijapur	866	540	704	5	6	72	4	16	1	3753	5967
7. Chikmagalore	4,076	345	456	N	7	15	4	35	1	2807	7746
8. Chitradurga	1,086	342	389	5	3	34	1	18	N	4126	6004
9. Dakshina Kannada	1,894	319	26	N	2	203	N	6	N	1712	4162
10. Dharwad	1,466	195	873	1	4	11	15	53	3	7714	10335

Livestock Census Year/Districts	Ploughs		Carts	Sugarcane Crushers		Oil Engines with pump sets for irrigation	Persian wheels or Rahats	Tractors including power tillers	Ghanies	Others	Total
	Wooden	Iron		Operated by power	Worked Bullocks						
1	2	3	4	5	6	7	8	9	10	11	12
11. Gulbarga	746	359	546	1	3	48	4	7	1	4222	5937
12. Hassan	1865	235	364	1	5	10	2	7	N	3359	5848
13. Kodagu	290	322	13	-	-	7	N	8	N	225	865
14. Kolar	1380	883	552	1	9	27	45	14	N	3823	6734
15. Mandya	1238	869	396	9	5	16	5	8	3	2554	5103
16. Mysore	2294	453	558	1	6	6	5	4	2	3342	6671
17. Raichur	1087	169	463	N	4	8	3	18	N	3877	5629
18. Shimoga	1162	651	448	4	12	17	6	17	N	4356	6673
19. Tumkur	2023	367	672	4	10	30	7	11	2	5791	8917
20. Uttara Kannada	757	232	115	N	9	17	3	2	N	991	2126

Note: * Excluding Electrical Pumpsets for irrigation purpose. quinquennial Livestock Census Reports.

As per 1990 livestock census, there were 95,644 seed-cum-fertilizer drills, 1,28,002 seed drills, 5,46,753 chaff cutters, 65,789 wheel hoes,1,68,086 sprayers and dusters and 26,824 rice planters among hand operated implements; 25,11,115 wooden ploughs, 7,41,986 soil stirring steel ploughs, 5,98,023 soil turning steel ploughs, 6,85,296 cultivators, 7,16,670 discharrows, 1,57,586 seed cum fertilizer drills, 5,74,634 seed drills, 2,95,003 levellers, 76,504 wet land puddlers,1,85,240 olpad threshers, 8,55,101 animal carts 16,446 sugarcane crushers, 46,856 power operated sprayers and dusters, 1,06,707 diesel engine pumpsets, 4,03,789 electric engine pumpsets, 15,139 agricultural power tillers, 33,622 agricultural tractors,26,730 mould board ploughs, 9,977 disc harrows, 3,190 seed cum fertiliser drills, 4,455 planters, 13,631 levellers, 9,845 potato diggers, 19,522 trailers, 2,314 sugarcane crushers, 401 paddy threshers,273 wheat threshers, 1,448 multi-crop threshers and 768 maize shellers among power operated agricultural implements.

A comparative picture of Karnataka among the major States in India in agricultural production is as follows:

Sl.No.	Particulars	Year	State Total	Rank
1.	Total reporting area (lakh ha)	1985-86	190.5	6
2.	Average size of agricultural holdings	"	2.41	8
3.	Net sown area (as percent of reporting area)	"	53.4	7
4.	Per capita rural income (Rupees)	1987-88	1430	6
5.	Income generated in agriculture per ha. of gross cropped area (Rs.)	1984-85	2728	16
6.	Production of food grains (in thousand tonnes)			
	i. Rice	1988-89	2411	9
	ii. Jowar	"	1511	3
	iii. Maize	"	678	5
	iv. Redgram	"	199	5
	v. Bengal gram	"	986	9
7.	Ground nut	"	1010	4
8.	Cotton (lint)	"	10	4
9.	Sugarcane	"	18446	4
10.	Tobacco	"	40	3
11.	Fertilizer consumption per ha of gross cropped area (Kg)	"	71.8	8
12.	Pesticides consumption per ha of gross cropped area (gm)	"	404	7
13.	Per capita milk production in Kg.	"	56.2	10

Add to Part I, page 606 after para II:

Manures and Fertilizers

The use of fertilizers has gained momentum in recent decades due to vigorous extension efforts and increased irrigation potential in the State. Consumption of fertilizers which was 28,000 tonnes during 1956-57 has increased to eight lakh tonnes by 1988-89. The arrangement for the supply, distribution and quality control of chemical fertilizers in the State is the major task of the Department of Agriculture. The responsibility of distribution of fertilizers is shouldered by the organisations like Marketing Federation, Agro Industries and the Private input firms and the dealers from time to time. The number of sale-points which were 6,627 as on 31.5.1982 in different parts of the State increased to 9,176 as on 30.9.1985 in order to ensure the supply in the villages. During 1990, there were 10,651 sale-points comprising of 3,504 under Co-operatives, 491 under Agro-Industries and 6,656 under Private sector.

There are two fertilizer production units in Karnataka viz Gamon Fertilizers and Chemicals (Belgola) and Mangalore Chemicals and Fertilizers. Also there is one granulated mixing unit at Khadaklat in Belgaum district. These units produce only the fertilizers containing Nitrogen and Phosphorous. There is no production of potash fertilizer in Karnataka well as in India. The fertilizer production in Karnataka during 1983-84 was about 1.56 lakh tonnes of Nitrogen and 0.15 lakh tonnes of Phosphorous. In Karnataka, there were 91 (Central 14 + State 77) Warehouses with storage capacity of 3.76 lakh tonnes (1.32+2.44). The storage accommodation with Food Corporation of India was 2.93 lakh tonnes. There were 2,368 rural godowns and 696 marketing godowns with their capacity at 4.91 lakh tonnes as on 30.6.83. (See chapter VI for details)

National project on development of fertilizer use in low rainfed areas (NPDF) has been under implementation from 1988-89 in five districts *viz.*, Tumkur, Gulbarga, Bijapur, Dharwad and Kolar. The main components of the scheme are opening of retail outlets in interior places, organisation of farmers training programmes and block demonstrations.

The consumption of Phosphorus is more than the consumption of Potash while the consumption of Nitrogen is more than two-fold of Phosphorous in Karnataka. As per commodity act, there are 26 types of chemical fertilizers of which 13 are straight and 13 complex fertilizers.

Add to Part I, page 607; after Ist para:

Quality Control Labs

The analysing capacity of two fertilizer laboratories is about 4,800 samples per annum. The fertilizer control order 1985 had been enforced effectively in the State to prevent the supply of spurious fertilizers to the farmers. Assistant Director of Agriculture at the taluk, Principal Agricultural Officer at the district and Assistant Director of Agriculture (Inputs) attached to the Principal Agricultural Officer have been appointed as Fertilizer Inspectors to enforce the various provisions of the fertilizer control order 1985. They visit the sale points regularly, draw samples and send them to fertiliser quality control laboratories situated at Bangalore and Dharwad to know the quality of fertilizers offered for sale. Action as per fertilizer control order had been taken against dealers and manufacturers of non-standard fertilizers. Action include fixation of reduced prices as per nutrient content, suspension or cancellation of registration certificates, issuance of warning letters, etc. The number of samples drawn and analysed from 1988-89 to 1991-92 are as follows:

Year	*No. of samples drawn*	*No. of sub-standard samples*
1988-89	3944	273
1989-90	3640	259
1990-91	3699	218
1991-92	3076	177

Seed and Seed farms

Add to Part I, page 609, after IInd para :

Out of the 62 seed farms in the Department of Agriculture, one farm had been closed and 30 farms had been transferred to different agencies as indicated here. (1) National Seeds Corporation - one, (2) Karnataka Oilseeds Growers Federation-one, (3) Karnataka State Seeds Corporation - six, (4) University of Agricultural Sciences, Bangalore/Dharwad-eight and Zilla Parishads-14. During 1991-92, the department was having 31 seed farms for production of foundation seeds. The department is also monitoring the production of foundation seeds in case of 14 seed farms transferred to Zilla Parishads. The foundation seed produced on the departmental farms like seed farms, agricultural school farms, agricultural development centre farms and rural development training centre farms were handed over to the Karnataka State Seed Corporation for processing and for further multiplication into certified seeds on the registered seed growers' fields. The two Agricultural Universities in the State are primarily responsible for production and supply of breeder seeds; this is being supplemented with Indian Council of Agricultural Research institutions wherever necessary. The State Department of Agriculture, Karnataka State Seed Corporation and Karnataka Co-operative Oilseed Growers' Federation (KOF) share the responsibility of producing foundation seed of agricultural crops in the State besides private institutions. The role of private seed industry in the State has been well recognised and they have been provided with all the facilities on equal terms with that of institutional agencies. All efforts are being made and special thrust programmes have been launched to organise production and distribution of oilseeds and pulses, besides paddy under special foodgrains production programme (SFPP). The quantity of certified quality seeds distributed to the farmers was 2.35 lakh quintals in 1982-83, 2.85 lakh quintals in 1984-85, 3.30 lakh quintals in 1987-88, 3.47 lakh quintals in 1990-91, 4.26 lakh quintals in 1991-92 and 4.16 lakh quintals during 1992-93. The activities undertaken regarding development of seed farms include purchase of bullocks, purchase of agricultural implements, purchase of pumpsets, repairs, electrification, land levelling and development, removal of weeds, digging of irrigation wells, sinking of borewells, etc.

Seed Testing Laboratories

Add to page 612 (before Soil Testing):

There are two seed testing laboratories functioning under the Department of Agriculture and are situated at Hebbal (Bangalore dt) and Dharwad respectively. The seed testing laboratory,Lalbagh, Bangalore is under the control of Horticultural department.These three laboratories undertake testing of seeds for certification and service seed samples to confirm to the minimum standard of purity and germination. The number of seed samples analysed in both the laboratories was 30,251 during 1986-87, 32,980 in 1987-88, 31,657 in 1988-

89, 30,365 in 1989-90, and 32,340 in 1990-91.

There are 680 seed inspectors under the Department of Agriculture to monitor and supply quality seeds to the farming community by enforcing the seed act of 1966. During 1986-87, 29,225 seed samples were drawn and after analysis 1,394 seed samples were found to be sub-standard. Likewise the number of seed samples drawn and no. of sub-standard samples respectively for the years 1987-88 were 30,404 and 905, 32,260 and 6,184 during 1988-89 and 26,843 and 4,456 during 1989-90.

Add to Part I, page 615, after IInd para:

Table No.4.20

Consumption of Pesticides

Sl.No.	*Year*	*Area covered under plant protection measures in lakh hectares*	*Consumption of pesticides (Tech. Grade Material) (Quantity in metric tonnes)*
1.	1981-82	38.68	3,190
2.	1982-83	45.82	3,224
3.	1983-84	48.35	3,600
4.	1984-85	45.35	4,112
5.	1985-86	40.76	3,277
6.	1986-87	44.88	3,263
7.	1987-88	59.92	4,486
8.	1988-89	59.92	4,486
9.	1989-90	65.55	4,379
10.	1990-91	59.38	4,170

Add to Part I, page 616, Before Farmers Training:

University of Agricultural Sciences, Dharwad

The University of Agricultural Sciences (UAS), Dharwad, was established on 1st October 1986 by bifurcating the U.A.S., Bangalore. The University was founded around the nucleus of the college of Agriculture founded in 1947, and later attached to UAS, Bangalore established in 1965. The university has jurisdiction over eight districts *viz.* Belgaum, Bellary, Bidar, Bijapur, Dharwad, Gulbarga, Raichur, and Uttara Kannada. About 52 percent of the gross cropped area of the State are covered under UAS., Dharwad. The teaching institutions of this university include three colleges of Agriculture (Dharwad, Bijapur and Raichur), a veterinary college (Bidar), a college of Agricultural Engineering (Raichur) and a Rural Home Science College (Dharwad) besides degree programmes in Agricultural Marketing and Co-operation and Forestry.

The research activities of the university are spread over the 32 Agricultural Research Stations, while for extension activities, the university has two Krishi Vignyan Kendras, three extension education units, three National Agricultural Extension projects and one National Demonstration scheme. Six seed farms *viz,* Hanumanamatti, Annigeri, Bijapur, Bailhongal, Kallolli and Mundgod, were transferred from the State Department of Agriculture to the university. One cattle breeding farm has been transferred from the Department of Animal Husbandry to take up Deoni Cattle Improvement Programme.

The area covered by the university falls under six agro-climatic zones in which a wide variety of crops ranging from cereals to plantation crops are grown. About 1.5 million ha. of land is irrigated by four major irrigation projects of the Malaprabha, the Ghataprabha the Tungabhadra and the Upper Krishna. To fulfill the need of research, the university has one main research station at Dharwad, two regional research stations at Raichur and Bijapur and 29 Agricultural Research Stations. The research at these research stations is oriented on the location specific problems of different agro-climatic regions, formulated after a thorough discussion in the Regional Research Advisory Council and Regional Research Formulation Committees of the respective regions. The research is concentrated on plant sciences, animal sciences, home science and fisheries.

The total area available for conducting research at these research stations is 1,487 ha, of which 310 ha are under irrigation. The University's research work is also strengthened by 28 All-India Co-ordinated Research Projects (AICRP) on various crops and disciplines besides a seed project funded by ICAR. Under the National Agricultural Research Programme (NARP) research capabilities have been considerably enhanced to tackle the location specific problems. The NARP phase II funded by ICAR has also helped in improving infrastructure for research. In addition to these 36 *adhoc* schemes funded by ICAR, UGC, Bhabha Atomic Research Centre, CADA, World Neighbours, USAID and Department of Environment are taken up at the different campuses of the university.

The Directorate of Extension with extension education units (Dharwad, Raichur and Bijapur), Krishi Vignana Kendras at Hanumanmatti and Bidar, extension co-ordinators and teaching/research staff provide transfer of technology services to farmers in the form of demonstrations, trainings, radio talks, popular literature, Krishi Melas, field days, minikit trials and package of practices. The particulars of research stations and the lead crop or aspect dealt in research stations of UAS, Dharwad are given in the following list.

Particulars of the Research Stations, UAS, Dharwad.

Sl.No	*Name of the Research Station*	*Lead crop/aspect dealt in research station.*
1.	ARS, Annigeri, Dharwad Dist.	Ragi, Jowar, Wheat, Safflower, Pulses and dry farming aspects
2.	ARS, Ankola, Uttara Kannada Dist.	Fisheries and Horticultural crops.
3.	ARS, Arabhavi, Belgaum Dist.	Maize, sugarcane, cotton, wheat and soyabean.
4.	ARS, Bagalkot, Belgaum Dist.	Ragi, Jowar, Wheat and dry farming aspects.
5.	ARS, Bailhongal, Belgaum Dist.	Soyabean, groundnut, pulses and kharif sorghum.
6.	Water Management Research Centre, Belvatgi, Dharwad Dt.	Water management aspects and safflower.
7.	ARS, UKP, Bheemarayangudi, Gulbarga Dist.	Maize and water management aspects.
8.	ARS, Bidar	Sugarcane
9.	Regional Research Station, Bijapur	Ragi, Jowar, wheat, groundnut, safflower, sunflower, bajra, pulses, forage crops, fruit crops, dry farming aspects, farm forestry and farm implements aspects.
10.	ARS, Deoni, Bidar Dist.	Animal breeding and nutritional management.
11.	Main Research Station, Dharwad	Kharif jowar, wheat, groundnut, maize, sunflower, soyabean, forage crops, pulses, fruit crops, animal breeding, biogas technology, use of wind energy and rabi sorghum
12.	ARS, Gadag, Dharwad Dist.	Cotton and sunflower,
13.	ARS, Gangavati, Raichur Dist.	Paddy, oilpalm and saline water management.
14.	ARS, Gulbarga	Ragi, jowar, bajra and pulses
15.	ARS, Hagari, Bellary Dist.	dryland farming techniques of sorghum, sericulture, bajra and farm forestry.
16.	ARS, Hanumanamatti, Dharwad.	Kharif jowar, sunflower and horticultural crops.
17.	ARS, Dharwad (Hebballi farm)	Cotton and chilli
18.	ARS, Kallolli, Belgaum Dist.	Animal management.
19.	ARS, Kanabargi, Belgaum Dist.	Vegetable crops.
20.	ARS, Kawadimatti, Gulbarga Dist.	Water management aspects.
21.	ARS, Mugad, Dharwad Dist.	Paddy and pulses.
22.	ARS, Mundgod, Uttara Kannada Dist.	Paddy, cotton
23.	ARS, Nippani, Belgaum Dist.	Tobbacco and maize.
24.	Agro-forestry Division, Prabhunagar, Dharwad Dist.	Farm forestry.
25.	Regional Research Station, Raichur.	Cotton, sunflower, groundnut, fruit crops, vegetable crops, fisheries, farm forestry, aspects, sericulture and farm implements aspects.
26.	ARS, Sankeshwar, Belgaum Dist.	Sugarcane, groundnut and soyabean.
27.	ARS, Sirsi, Uttara Kannada Dist.	Paddy.
28.	ARS, Sirsi.	Pepper and arecanut.
29.	ARS, Siruguppa, Bellary	Research on cropping systems paddy, safflower, cotton, wheat and soyabean.
30.	ARS, Tarehalli, Uttara Kannada Dist.	Plantation crops and spices.
31.	ARS, Janawada, Bidar.	Sugarcane, animal nutrition and sericulture.
32.	ARS, Malanur, Hunasgi, Gulbarga Dist.	Sunflower and water management aspects.

Part I, Page 616, Before Farmer's Training:

University of Agricultural Sciences, Bangalore

The University of Agricultural Sciences, Dharwad was carved out of UAS, Bangalore, during October 1986. UAS Bangalore has now the terriotorial jurisdiction over Bangalore, Bangalore Rural, Kolar, Tumkur, Chitradurga, Mandya, Mysore, Kodagu, Hassan, Chikmagalur, Shimoga and Dakshina Kannada districts. About 40 percent of the total geographical area and about 37 per cent of the gross cropped area are covered under UAS, Bangalore. The UAS, Bangalore has three colleges of Agriculture (Bangalore, Mandya and Shimoga), a College of Horticulture (Mudigere), A College of Basic Science and Humanities (Bangalore), a College of Fisheries (Mangalore) and a Veterinary College at Bangalore. A forest college at Tithimathi (Kodagu) has also been sanctioned. Research is a key function of the UAS, Bangalore. The University have five Regional Research Stations, 17 Agricultural Research Stations, four extension education units, two Krishi Vignan Kendras (Mudigere and Holenarasipur) and a Farmers Training Centre at Bangalore. In all 33 ICAR co-ordinated Research Projects and 38 research projects founded by other agencies were in operation during 1991-92.

The Research Stations are functioning with the responsibility of tackling the location specific problems encountered in farming situations/crops/cropping systems. Strong linkage between Research and Extension at Zonal and State levels are established by means of monthly workshop, seasonal zonal workshops, state level technical committee meetings, thus providing adequate opportunities for interaction. The research is concentrated on plant sciences, animal sciences and fisheries. The particulars of research stations and the lead crop aspect dealt in research stations of UAS Bangalore are given in the following list.

Particulars of the Research Stations, UAS, Bangalore.

Sl.No.	*Name of Research Station*	*Lead crop/aspect dealt in Research station.*
	1	2
1.	ARS, Arasikere, Hassan	Coconut cultural, manurial, irrigation and development of integrated pest management techniques.
2.	ARS, Brahmavar, Dakshina Kannada	Plantation crops, horticultural crops, coastal paddy, mixed farming (Fisheries).
3.	ARS, Balajigapade.	Potato, horticultural crops under dry land conditions.
4.	ARS, Bidarammanagudi, Tiptur Tq	Animal nutrition, animal husbandry, mixed farming technology, agro-forestry and fodder production.
5.	ARS, Chintamani Tq	Dry land farming, horticultural crops Post-harvest technology and agro forestry

1		2
6.	ARS, G.K.V.K., Bangalore	Dry farming techniques, horticultural crops, pulses, sunflower, sericulture, forestry, post-harvest technology and seed technology.
7.	Main Research Station, Hebbal, Bangalore	Research through multidisciplinary approach in agriculture, veterinary, dairy, poultry, weed control and home science.
8.	Fisheries Research Station, Hessaraghatta, Bangalore.	Research in Inland fisheries.
9.	ARS, Hiriyur, Chitradurga.	Sugarcane, paddy, cotton, soils and water management and cropping systems.
10.	ARS, Honnaville, Shimoga.	Agronomic Research on major food crops, cropping patterns and water management.
11.	ARS, Ponnampet, Kodagu.	Research on hill paddy, piggery.
12.	ARS, Kandli	Research on high-yielding varieties of potato, maize, groundnut, sunflower, redgram, cotton, potato seed production.
13.	ARS, Kathalagere, Shimoga Dist.	Research on pulses, oilseeds, horticultural crops, seed production and water management.
14.	ARS, Madenur, Hassan Dist.	Research on potato, mulberry, forest production, seed production of potato, horticultural crops.
15.	ARS, Mandya	To evolve and develop improved varieties of paddy, maize, sugarcane, ragi, groundnut and pulses, water management and inland fisheries.
16.	ARS, Kankanady, Dakshina Kannada.	Research on coastal paddy, pulses and marine fishery.
17.	ARS, Madikeri, Kodagu Dist.	Research on Paddy.
18.	ARS, Mudigere, Chikmagalur Dist.	Research on cardamom, cashewnut, spices, animal management, agro forestry, soil and water conservation, fisheries and sericulture.
19.	ARS, Nagamangala, Mandya Dist.	Research on animal sciences, dry land agriculture.
20.	ARS, Nagenahalli, Mandya Dist.	Research on paddy, management of diseases in banana and betelvine
21.	ARS, Navile, Shimoga Dist.	Research on Tobacco and pulses,
22.	ARS, Ullal, Dakshina Kannada.	Research on cashew, tuber crops, pepper and cocoa.

The UAS, Bangalore has four extension education units at Bangalore, Mandya, Mudigere and Mangalore for conducting trials and demonstrations of new agricultural technology at farmers' fields. From 1986 to 1991, 488 adaptive trials, 520 early demonstrations, 114 block demonstrations and 558 whole farm demonstrations were conducted apart from organising 4,033 discussion meetings, 1,456 training programmes and 309 field days. The two Krishi Vignana Kendras are located at Mudigere and Holenarasipura for conducting on farm research, training programmes and demonstrations on new agricultural technology. From 1986 to 1991, 93 on-campus 172 off campus training programmes,11 field days and eight demonstrations were conducted. National Demonstration Scheme is in operation in Chitradurga and Mysore districts with head quarters at Agricultural Research Station, Nagenahalli, Mandya district.

Add to Part I, Page 617 after IIIrd para:

Agricultural Development Centres

There were four agricultural development centres in the State during 1991-92, situated at Thyavanagi (85.4 ha.) Channagiri taluk, Konnur (38.3 ha) Nargund taluk, Dharwad (74.14 ha) and Dhadesugur (30.5 ha) in Sindhanur taluk. Study of location specific cropping pattern, laying out of farm trials, training the field functionaries and farmers and multiplication of seeds are some of the major activities of the Agricultural Development Centres.

Women and Youth Training Extension Project

The women and youth training extension project (WYTEP) assisted by Danish International Development Agency (DANIDA) is in operation since 1982-83 in 107 taluks of 11 districts. The first phase of the project was completed in June 1989 at a total cost of Rs.4.738 crores. The second phase of the project is in operation from July 1989 with an outlay of Rs.12.848 crores in all districts except Bidar. Five training centres were started at Kotnur (Gulbarga), Kagathi (Kolar), Kampli (Bellary), Arkalgud (Hassan) and Belthangady (Dakshina Kannada). The project component consists of conducting training for farm women (10 days) and farm youth (14 days) in the latest technology of agriculture and allied subjects like animal husbandry, horticulture, sericulture etc. The institutional courses, village based training programmes and link workers training for farm women are conducted under this project. Extension workers help the farm women and farm youth in understanding the technologies through skill demonstrations, field visits etc, and motivate them for adoption and deriving the benefits.

Add to Part I, Page 625 :

Karnataka Co-operative Oilseeds Growers Federation Limited

The Karnataka Co-operative Oilseeds Growers Federation Limited (KOF), the agency entrusted with the implementation of the project *viz.* Restructuring edible oil and oil seeds production and marketing in Karnataka, was registered on 26th October 1984, under the Karnataka Co-operative Societies Act. The project is designed to create an integrated co-operative system of production, procurement and processing of oil seeds and marketing of oil and by-products. Karnataka is one of the seven States in the Country to implement this project. The project covers the districts of Dharwad, Raichur, Bijapur, Gulbarga, Bellary, Chitradurga, Belgaum, Bidar and Tumkur. The first phase of the project has been implemented over a period of five years from 1984 to 1989. During the second phase of the project, the structure has been re-organised to a three-tier co-operative structure with the village level Oil Seeds Growers Co-operative Societies (OGCS) being affiliated to Regional Unions organised at the district level and in turn the Regional Unions will be affiliated to the State Level Federation. The Regional Unions are as follows: Union I (Raichur, Gulbarga and Bidar districts), Union II (Bellary, Chitradurga and Tumkur

Districts) and Union III (Dharwad, Bijapur and Belgaum districts).

The Unions arrange for the supply of inputs to the member growers through OGCS and also organise demonstrations and give technical advice to the growers. Procurement of the farmers produce is done through the Co-operative Societies on payment. Afterwards, the oilseeds are processed in the Union's own marketing plant and the final products are marketed by the Federation. As on 31.12.1991, 281 OGCS have been organised covering 2,199 villages with an oilseed area of 3.16 lakh ha. The number of members was 97,986. To extend support to the societies in the initial stages the unions provide managerial subsidy of Rs.3,000 per OGCS per year for the first two years and an equipment subsidy of Rs.19,500 per society. To undertake the multiplication of breeder seed and conduct adaptive research, an Area Agronomic Centre is established at Karemathehally Village in Dharwad district. A Divisional farm is established at Turukondana village in Raichur district. The federation has set up a training centre to train the field staff, society secretaries, members etc. The project provides for a processing plant at Hospet in Bellary district and an oil packaging plant at Bangalore. The Federation market edible oil under the following brand names: Safal (refined groundnut oil), Trupti (double filtered groundnut oil), Sungold (refined sunflower oil) and Maize Magic (refined maize oil). The authorised share capital of the Federation is Rs.5 crores and the paid up share capital is Rs.179.11 lakhs as on 31.11.1992.

Add to part I page 629, after 4 th para :

Comprehensive Crop Insurance Scheme

Comprehensive crop insurance scheme was introduced in 1981 with the objective to provide a financial support to farmers in the event of crop failure due to drought, flood etc. The scheme is in operation in 174 taluks of the State (except in Yelandur taluk) from 1985 onwards covering crops like ragi, rice, jowar, maize, bajra, wheat, bengalgram, groundnut, sunflower and safflower. The State Government participates as co-insurer with the Government of India sharing premia and claims in the ratio of 1:2 and sharing 50 percent subsidy on the premia paid by small and marginal farmers. The scheme is implemented through the General Insurance Corporation of India, Bombay. The State Crop Insurance Fund has been set up for administering the crop insurance scheme in the State. The State Government contributes grant every year to the Fund and also one third insurance premium collection from the farmers is pooled to this fund. From this fund 50 percent subsidy on the insurance premium of small and marginal farmers will be paid and claims of farmers are settled. The scheme is compulsory for all the loanee farmers. The Department of Agriculture monitors the implementation of the scheme and takes up propaganda and publicity. Since the implementation of the scheme up to the end of December 1991, the amount contributed to the fund was Rs.583.42 lakhs and Rs.542.35 lakhs has been paid towards claims payment and subsidy on premium to small and marginal farmers. At the end of December

1992, Rs.85.84 lakhs is collected as premium for an area of 3.29 lakh ha. by 1.84 lakh farmers for an insured sum of Rs.5,727.52 lakhs and in this 92,196 small and marginal farmers have been covered. The Government of India have recently proposed to launch a pilot scheme to cover all farmers and all crops against all risks (by charging actual rates of premia) in one of the district during 1992-93.

Save Grain Campaign

'Save Grain Campaign' was launched by the Government of India in 1965-66 to minimise the loss of foodgrains at post harvest stages. The thrust is to educate, motivate and persuade the farmers, traders and all those who are involved in the storage of foodgrains to adopt scientific methods. The regional office based in Bangalore caters to the needs of Karnataka. Farmers store grains in masonry structures which are either underground or partly under ground and in some instances fully above ground level. The post harvest loss of foodgrains by rodents is estimated at 2.5% of the total production. The loss due to storage insects is estimated as 2.5%. As a precautionary measure against crawling infestation and cross infestation malathion is sprayed before storing the foodgrains both inside and outside the storage structures and also to the entire storage premises. From 1977 to 1992, 60,775 receptacles/ storage premises were sprayed. Fumigation is being done by using Ethylene dibromide (EDB) and from 1977 to 1992, 23,284 storage structures (which contained 88,074 quintals) were fumigated. Aluminium phosphide pellets or torpedo baiting with zinc phosphide bait are very effective in saving foodgrains. From 1977 to 1992, 7,20,753 burrows were treated in an area of 60,162 acres. During the said period, 817 pacca kothis and 16 reinforced brick bins/reinforced cement concrete were constructed in the adopted villages in Karnataka.

Input Survey

The third Input Survey was conducted in the State with the Agricultural year 1986-87 as the reference period and as an integral part of the fourth agricultural census 1985-86. The pattern of distribution of number and area of operational holdings in different sizes in the 1986-87 Input Survey was similar to that of the Agricultural census 1985-86. The percentage of net area sown once, twice and more than twice for all size groups was about 92.3%, 76% and 0.1% respectively. Out of the total net area sown about 13.7% of the area was irrigated. Out of the total net irrigated area, about 70.8% was cropped more than twice. Out of the total estimated holdings of about 44 lakhs, 24 thousand holdings forming about 0.55% of the total, were reported to be water logged, covering an area of 0.19% of the total operated area. About 0.14% of the total holdings were affected by salinity covering an extent of 0.03% of the total area. The proportion of operational holdings treated with one or more chemical fertilizers in irrigated areas was

about 81.4% whereas the proportion in unirrigated areas was 49.8% for all size groups. The treatment of farm yard manure was higher both in irrigated and unirrigated areas. The percentage of irrigated area treated with pesticides under cotton and paddy was about 50.8% and 41.4% respectively. About three fourth of the total holdings have reported one or more category of cattle under all size groups. The number of steel ploughs owned and used per 100 operational holdings increased from 33 in 1981-82 to 36 in 1986-87.The number of disc harrows also increased from 23 to 26. The percentage of operational holders who availed credit for agricultural and allied activities worked out to 20.3 under all size group. The percentage of holdings who availed credit went up from 15.4% (1981-82) to 20.3% (1986-87) under all sizes.

Indo-American Hybrid Seeds

Indo American Hybrid Seeds (IAHS), a private agency was established in 1965 in Bangalore for production and export of Fl hyprid flower and vegetable seeds as well as ornamental plants. High-yielding and disease resistant varieties have been developed for domestic and export markets. IAHS has also perfected the art of raising healthy and attractive foliage plants. These are grown under controlled light conditions and are well aclimatized to thrive indoors. Recently a most modern tissue culture laboratory has been established to produce over five million plantlets per year for export. IAHS has built green houses measuring about 556 sqm at Bangalore in 1965. Since then it has built greenhouses measuring about 13,533 sqm, in Bangalore and in Delhi. The Indo-American Exports, a sister concern of IAHS produces hybrid seeds of vegetables and flowers and ornamental plants exclusively for export. A number of outstanding hybrids have been released in tomato, chillies, brinjal, bhendi, melon and cucumber. IAHS has initiated research and development work on oilseeds crops like sunflower, groundnut and castor in 1988.

Associated Agricultural Development Foundation

The Associated Agricultural Devlopment Foundation (AADF), a private body was establised during 1977 to carry out research and other scientific studies on various export oriented agricultural produce with a view to increase their yield and quality. AADF's regional centre and extension centres are situated at Chikballapur in Kolar District. The crops selected for research and development are onion and garlic. The onion varieties developed by AADF and recommended for cultivation in Karnataka include Agrifound Dark Red, Agrifound Light Red, Agrifound Red and Agrifound Rose. The garlic varieties are G-1, G-41, G-50 and G-51. The foundation has an advisory committee which is headed by Deputy Director General (Horticulture) ICAR. It is a centre for co-ordinated research on onion and garlic crops under all India Co-ordinated Vegetable Improvement project and All India Co-ordinated Research on post harvest technology of Horticultural crops of ICAR.

HORTICULTURE

Add to Part I, page 637 :

During 1990-91, it was estimated that about 11.5 percent of the total net cultivable area of 107.4 lakh hectares is occupied by the horticultural crops, which constitute an area to 12.34 lakh ha. Horticultural activity has been strengthened in the State to improve the productivity, bringing land not suitable for Agriculture under Horticulture and to improve the economic conditions of the rural population. The department is maintaining 398 Horticultural farms and nurseries spread all over the State covering an area of 8,076 ha. These farms and nurseries are serving as centres for demonstration of improved practices and centres for propagation. The progress achieved under distribution of seedling is given here.

Sl.No.	*Item*	*1989-90*	*1990-91*	*1991-92*
1.	Fruit crops (lakhs Nos)	41.43	35.75	49.32
2.	Coconut (lakhs Nos)	9.69	10.83	13.71
3.	Spice crops (lakh Nos) (Cardamom and pepper)	10.50	3.00	1.32
4.	Vegetable seeds ('000)	21.21	30.93	35.63
5.	Cashew plants (lakh Nos)	4.48	0.48	0.48
6.	Flower Plants (lakh Nos)	-	1.53	1.61

Source: Directorate of Horticulture.

District-wise area and production of Horticultural crops in the State for the year 1990-91 is provided in table nos 4.21 to.4.24 and area under Horticultural crops in Karnataka from 1986-87 to 1990-91 is given in table no.4.25.

Add to Part I, Page 645-46 :

Table No.4.21

Area Under Fruit Crops in Karnataka for the year 1990-91.

Sl. No. 1	District 2	Mango 3	Banana 4	Citrus 5	Guava 6	Sapota 7	Grapes 8	Pine-apple 9	Pome-granate 10
1.	Bangalore	838	528	299	927	663	930	1	82
2.	Bangalore (Rural)	8932	2542	292	961	667	1223	2	150
3.	Chitradurga	2510	1385	316	379	688	68	-	212
4.	Kolar	24298	145	279	1785	1307	1689	-	199
5.	Shimoga	2680	5474	808	607	895	-	1443	74
6.	Tumkur	6154	2180	163	334	365	29	-	149
7.	Belgaum	2480	1852	1026	654	1368	279	35	236
8.	Bijapur	1146	2396	3055	382	556	1253	-	1318
9.	Dharwad	3226	638	338	1000	1082	24	-	145
10.	Uttara Kannada	2476	1068	291	278	893	-	515	31
11.	Bellary	1238	1694	130	258	451	33	-	95
12.	Bidar	3511	174	316	508	219	192	4	207
13.	Gulbarga	1364	2484	957	209	123	80	-	265
14.	Raichur	2090	905	1158	633	464	113	-	292
15.	Chikmagalur	2630	3946	3238	528	927	13	164	242
16.	Dakshina Kannada	3852	3796	301	240	839	-	759	7
17.	Hassan	2854	3252	2260	509	579	-	27	115
18.	Kodagu	592	1294	17277	230	442	-	15	-
19.	Mandya	1710	504	194	322	310	4	-	40
20.	Mysore	2379	2023	197	552	429	12	-	579
	Total Area	76955	38280	33195	11299	13267	5972	2965	4438
	Total production	657973	1132804	299009	141212	243989	131176	103530	43145

Continued

Sl. No.	Jack 11	Papaya 12	Ber 13	Fig 14	Rose apple 15	Litchi 16	Anona 17	Butter fruit 18	Others 19	Total 20
1	107	247	1	4	12	1	29	16	175	4860
2	520	225	5	6	11	-	87	2	897	16522
3	382	413	26	-	-	-	108	-	54	6541
4	458	171	-	13	-	-	50	-	801	31195
5	1230	560	31	35	54	1	89	19	540	14540
6	572	109	-	-	-	-	91	-	-	10146
7	280	420	405	16	3	3	697	3	543	10303
8	-	66	876	3	-	-	111	-	821	11983
9	181	143	182	-	-	-	96	-	196	7251
10	600	142	-	-	43	-	141	-	598	7076
11	20	35	171	2	1	-	820	-	348	5291
12	4	53	145	9	15	2	155	-	652	6166
13	-	11	246	-	-	-	446	-	87	6272
14	6	106	136	7	-	-	155	-	158	6223
15	954	101	-	11	69	5	44	30	333	13265
16	2716	371	-	-	11	-	128	14	62	13096
17	1641	370	-	-	93	1	78	12	2	11793
18	23	56	-	-	-	-	13	5	35	19982
19	254	147	-	16	12	-	9	1	480	4003
20	579	475	15	1	33	-	59	8	113	7751
	10527	4221	2239	123	357	13	3406	110	6895	214264
	247258	178497	17013	458	1651	27	29192	406	62113	3289459

Source: (All tables - 4.32 to 4.35): Directorate of Horticulture.

Add to Part I: Page 643-44 :

Table 4.22

Area Under Vegetable Crops in Karnataka for the year 1990-91

Sl. No.	District	Potato	Tomato	Brinjal	Cole crops	Peas	Beans	Lady's finger	Radish
1	2	3	4	5	6	7	8	9	10
1.	Bangalore	620	785	464	589	41	572	251	99
2.	Bangalore (Rural)	1043	1861	958	871	153	605	325	236
3.	Chitradurga	-	1252	1258	166	6	176	368	185
4.	Kolar	6395	5056	737	1030	154	1209	446	281
5.	Shimoga	2	1714	885	455	16	742	392	285
6.	Tumkur	71	991	750	116	30	172	181	206
7.	Belgaum	12486	3110	1989	3469	355	1010	928	432
8.	Bijapur	-	1256	1244	28	4	26	765	382
9.	Dharwad	3984	2548	2992	650	359	1997	1591	905
10.	Uttara Kannada	-	272	307	-	-	141	274	192
11.	Bellary	-	2635	2066	32	-	120	324	-
12.	Bidar	1024	471	572	512	62	107	244	181
13.	Gulbarga	-	1445	1526	53	-	97	1407	398
14.	Raichur	18	1237	965	80	3	140	745	342
15.	Chikmagalur	1138	1016	518	514	76	586	254	297
16.	Dakshina Kannada	-	32	1286	-	-	913	1530	36
17.	Hassan	6856	1470	943	1573	-	1831	585	569
18.	Kodagu	-	68	25	82	-	-	15	-
19.	Mandya	43	1435	758	116	-	623	489	320
20.	Mysore	23	2338	1770	684	7	1042	584	540
	Total Area	33698	36987	22013	11310	1256	12409	11363	5986
	Total production	601889	597867	176582	205682	15705	144554	80121	37129

Cont'd

Area in Hectares, Production in tonnes

Sl. No.	Beet root	Carrot	Tapioca	Sweet Potato	Leafy vegetables	Chillies	Gourdvar	Others	Total
	11	12	13	14	15	16	17	18	19
1	51	112	38	34	427	22	329	113	4547
2	347	425	61	88	583	24	571	307	8485
3	24	33	-	-	588	88	232	472	4834
4	341	816	32	71	1064	75	118	808	18731
5	76	55	115	388	592	65	356	357	6495
6	6	18	23	15	520	8	86	39	3557
7	111	976	17	1343	2370	734	445	966	30741
8	-	613	-	319	994	76	1028	614	7419
9	159	214	81	-	1388	397	699	2681	29598
10	-	-	-	459	337	11	200	528	2721
11	17	11	-	74	1223	32	480	148	7462
12	72	213	38	129	170	244	204	30	4263
13	-	388	-	950	955	5	478	61	7403
14	35	61	-	331	441	41	388	868	5640
15	176	187	212	331	465	57	279	243	6344
16	-	-	1984	3441	1588	13	1137	778	12738
17	102	72	37	1536	645	136	247	1310	17942
18	-	-	63	29	60	-	-	72	409
19	2	5	31	255	468	192	440	652	6129
20	50	72	91	182	1235	63	748	1429	10808
	1569	4301	2823	10005	16063	2278	8410	12804	187275
	23794	66457	33495	129991	178876	1546	153612	148672	2954334

Add to Part 1 Page 641-42:

Table No 4.23

Area Under Plantation and spice crops in Karnataka for the year1990-91

Sl. No.	District	Arec-anut	Coconut	Cashew	Cocoa	Betel Vine	Pepper	Carda-mom	Chillies	Onion
1	2	3	4	5	6	7	8	9	10	11
1.	Bangalore	110	3369	50	1	113	-	-	276	84
2.	Bangalore (Rural)	780	14292	173	3	139	1	-	1727	244
3.	Chitra-durga	5562	59379	17	1	1163	-	-	4180	9048
4.	Kolar	74	8802	2047	-	191	-	-	1486	1181
5.	Shimoga	14605	9310	4018	410	436	861	530	7248	1504
6.	Tumkur	6774	94994	237	-	1125	-	-	3378	95
7.	Belgaum	8	3471	2111	2	242	12	4	15466	1465
8.	Bijapur	-	3136	2111	-	241	12	4	3460	13236
9.	Dharwad	258	4829	88	4	2203	-	-	96600	18758
10.	Uttara Kannada	8386	5447	-	143	485	565	322	175	86
11.	Bellary	-	3484	5	-	216	-	-	3077	2660
12.	Bidar	-	415	167	-	13	-	-	811	452
13.	Gulbarga	-	892	-	-	270	-	-	3239	3235
14.	Raichur	-	3955	-	-	112	-	-	2790	2528
15.	Chikma-galur	8614	23965	672	275	778	1689	5982	3809	2512
16.	Dakshina Kannada	23460	27003	52300	3353	562	2360	3457	2846	48
17.	Hassan	3708	43787	142	2	361	596	9565	2419	204
18.	Kodagu	423	4164	369	42	-	2162	13468	375	4
19.	Mandya	590	17939	133	1	161	-	-	624	66
20.	Mysore	745	21549	326	-	389	-	-	2956	754
	Total Area	74097	354182	62855	4237	9738	8246	33328	156937	58164
	Total production	91045	18,228	53220	2001	9,116	3571	1981	395283	334660

Continued

Sl. No.	Corian-der 12	Ginger 13	Turme-ric 14	Garlic 15	Cloves 16	Cinna-mon 17	Nutmeg 18	Sweet flog 19	Tama-rind 20	Others 21	Total 22
1	144	55	44	21	-	-	-	-	318	60	4645
2	143	69	68	78	-	-	-	-	934	302	19253
3	725	2	1	24	-	-	-	-	1140	69	81311
4	190	40	166	74	-	-	-	-	7249	231	21731
5	216	2844	80	18	57	81	28	-	581	262	43114
6	91	3	2	11	-	-	-	-	1036	546	24112
7	564	45	1176	498	2	11	2	-	832	279	26220
8	1138	-	442	594	-	-	-	-	1521	-	108244
9	2297	52	10	1250	-	-	-	-	594	200	127143
10	-	122	40	-	8	68	33	-	52	33	15910
11	10553	41	-	6	-	-	-	-	3520	266	23828
12	355	322	175	194	-	-	-	-	195	50	3149
13	199	23	189	54	-	-	-	-	414	77	8592
14	99	17	29	22	-	-	-	-	318	21	9891
15	2933	141	69	131	19	23	14	-	946	121	52693
16	8	798	414	-	134	13	100	-	956	91	117703
17	158	42	129	191	1	10	-	-	297	370	61982
18	3	77	57	-	7	4	-	-	13	32	21200
19	259	7	139	83	-	-	-	-	409	502	20913
20	1004	29	1301	36	-	-	-	-	736	72	29897
	21074	4729	4531	3318	228	235	177	10	21861	3584	821531
	21074	74707	67921	26441	80	59	71	5	20984	26330	1719362

Add to Part I, page 647 :

Table No.4.24

Area Under Commercial flowers in Karnataka for the year 1990-91

Area in Hectares Production in tonnes

Sl. No.	District	Roses	Chrysan-themum	Tube rose	Aster	Jasmine	Cross-andra	Marygold	Champ-apaka	Others	Total
1.	Bangalore	102	180	51	63	128	31	135	4	17	711
2.	Bangalore (Rural)	81	91	76	86	132	64	43	22	27	619
3.	Chitradurga	22	196	25	55	192	272	53	8	22	845
4.	Kolar	21	390	33	33	86	54	119	11	-	747
5.	Shimoga	80	85	48	61	147	121	110	52	108	812
6.	Tumkur	88	122	-	147	155	73	67	6	53	706
7.	Belgaum	102	68	28	38	59	63	138	27	93	616
8.	Bijapur	13	75	35	5	51	10	138	-	38	365
9.	Dharwad	60	619	48	33	154	51	21	123	23	1132
10.	Uttara Kannada	-	31	-	-	82	-	-	22	50	185
11.	Bellary	6	17	1	-	379	12	-	-	-	415
12.	Bidar	25	39	2	3	31	18	44	-	33	195
13.	Gulbarga	11	12	3	-	45	2	118	-	-	191
14.	Raichur	33	23	1	2	120	17	48	-	8	252
15.	Chikmagalur	120	64	29	80	108	99	65	76	73	723
16.	Dakshina Kannada	82	21	1	10	161	47	27	37	45	431
17.	Hassan	50	163	-	54	73	-	106	16	68	530
18.	Kodagu	27	4	-	-	15	-	6	-	5	57
19.	Mandya	10	265	3	8	97	74	97	6	45	605
20.	Mysore	62	148	667	5	162	164	63	76	61	1403
	Total Area	999	2608	1051	680	2377	1172	1398	486	769	11540
	Total Production	2626	13233	7806	5117	11846	3529	10441	2441	3791	60833

Table No: 4.25

Area Under Horticultural Crops in Karnataka 1986-87 to 1990-91

Area in hectares

Crops 1	1986-87 2	1987-88 3	1988-89 4	1989-90 5	1990-91 6
I. FRUIT CROPS					
1. Mango	59164	62529	66732	71732	76955
2. Banana	36071	37087	38764	38513	38280
3. Citrus varieties	33319	33927	33841	35452	33195
4. Guava	9619	10372	10575	11951	11299
5. Sapota	11011	11524	12013	13949	13267
6. Grapes	5532	5370	5695	6188	5972
7. Pineapple	3276	3813	3964	3097	2965
8. Pomegranate	2093	2370	2560	3138	4438
9. Jack	9505	9795	9756	10111	10527
10. Papaya	5515	5048	4718	4318	4221
11. Ber	625	1325	1448	1319	2239
12. Fig	123	126	130	137	123
13. Rose Apple	175	197	232	339	357
14. Litchi	18	22	17	11	13
15. Anona fruits	2715	2945	2901	3206	3406
16. Butter fruits	150	83	101	90	110
17. Other fruits	4520	4729	6005	6166	6395
Total (Fruits)	182441	191248	199502	209250	214262
II. VEGETABLE CROPS					
1. Potato	32890	33446	38340	32926	33698
2. Tomato	24167	25966	28763	29906	30937
3. Brinjal	18842	20965	22078	22481	22013
4. Cole crops	10753	10819	12281	12246	11310
5. Peas	1108	1273	1474	1397	1256
6. Beans	9792	10930	12268	10792	12409
7. Ladies finger	9714	10437	11207	10575	11363
8. Radish	5309	4413	5041	5100	5986
9. Beetroot	1658	1422	1681	1671	1569
10. Carrot	2854	3093	3791	1585	4301
11. Tapioca	3781	3708	3951	3055	2823
12. Sweet potato	10159	10013	10598	11308	10005

Continued

1	2	3	4	5	6
13. Leafy vegetable	12841	14183	15506	15781	16063
14. Capsicum	1907	2259	2344	2114	2278
15. Gourd variety	7339	7137	7941	8457	8410
16. Others	10303	10310	10524	11855	12804
Total	163417	170424	188098	184004	187275
III. COMMERCIAL FLOWERS					
1. Roses	793	308	919	986	999
2. Chrysanthemum	1862	1259	2137	2696	2608
3. Tuberose	665	758	802	901	1051
4. Aster	539	585	624	690	680
5. Jasmine variety	2307	2357	1307	2130	2377
6. Crossandra	723	849	858	1252	1172
7. Marygold	1220	1288	1214	1251	1398
8. Champak	322	329	323	325	486
9. Others	406	516	775	706	769
Total	8827	9149	9489	10907	11540
IV. PLANTATION AND SPICES CROPS					
1. Arecanut	73011	73398	74075	68919	74097
2. Coconut (Nos)	328733	341145	344809	349129	354182
3. Cashewnut	66670	61752	62301	57927	62855
4. Cocoa	3884	3945	3982	4136	4237
5. Betevine	13322	11353	10070	10052	9738
6. Pepper	7486	7703	7920	8468	8246
7. Cardamom	30999	31019	31711	31399	33328
8. Chillies	153256	150092	157440	166702	156937
9. Onion	51717	56295	65056	58532	58164
10. Coriander	13278	12325	14491	19832	21074
11. Ginger	3374	3263	4619	4567	4729
12. Turmeric	4178	4673	4858	4070	4531
13. Garlic	3546	4694	4561	3441	3318
14. Cloves	170	177	137	210	228
15. Cinnamon	158	160	132	204	235
16. Nutmeg	105	130	164	173	177
17. Sweet Flag	173	35	10	10	10
18. Tamarind	21498	21463	21885	18927	21861
19. Others	2747	3300	2197	3038	3584
TOTAL	770305	786383	810389	803736	821531

Source : Directorate of Horticulture, Bangalore

Add Part I, page 671, after IIIrd para :

IRRIGATION

The ultimate irrigation potential from all sources is estimated at 55 lakh ha. *i.e.* 51.40 percent of the net area sown (1991-92). This would comprise of 35 lakh ha under Major and Minor irrigation projects, 10 lakh ha under minor irrigation using surface waters and another 10 lakh ha from ground water resources. The cumulative irrigation potential created is as follows: Major and Minor irrigation projects 13.36 lakh ha. Minor irrigation (surface water) 9.06 lakh ha and Minor irrigation (ground water) 8.06 lakh ha during 1990-91. The percentage of irrigation potential created to net area sown is 29 percent. The total estimated average yield of river systems in the State is about 3,440 TMC. The quantum of water that can be economically used for irrigation has been approximately assessed as 1,687 TMC. The gross ground-water recharge estimated is about 1.78 million hectare metres and the net usable recharge is estimated as 1.52 mham. The breakup of the net sown area and irrigated areas in the various agro-climatic zones is given here.

Table 4.26

Sl.No.	Agro-climatic zones	Net sown area '000ha	Irrigated area '000ha	Percentage of irrigated area to net sown area
1.	N.E. Transition Zone	570	42.20	7.41
2.	N.E. Dry Zone	1320	94.68	7.17
3.	Central Dry Zone	3580	784.67	21.92
4.	Northern Dry Zone	1002	184.53	18.42
5.	Eastern Dry Zone	713	215.80	23.64
6.	Southern Dry Zone	749	256.67	34.27
7.	Southern Transition Zone	681	171.09	25.12
8.	Northern Transition Zone	868	103.69	11.95
9.	Hilly Zone	588	133.61	22.72
10.	Coastal Zone	229	14.72	45.73
	Total	10,500	2091.66	19.92

Karnataka has 5.07 percent of available yield of water of India (65,988 TMC). The utilizable yield of water was 1,654 TMC for the State and 23,026 TMC for the Country. The following table gives the major drainage basins in the State and the agro-climatic zones which they traverse.

Table No.4.27

Drainage Basins in Karnataka

Sl.No	Name of the Basin	Area in '000 sq.km	Agro-climatic zones
1.	Krishna Basin	113.00	2,3,4,8,9
2.	Godavary Basin	4.40	1
3.	Cauvery Basin	36.10	4,5,6,7,9
4.	Pennar Basins	13.70	5
5.	West Flowing	24.50	9,10
	Total	191.79	

The distribution of the Ground water agro-climatic zonewise is given in the following table.

Table No.4.28

Availability of ground water (agro -climatic zone-wise)

Sl.No.	Agro-climatic zone	Net sown area	Usable recharge '000 ha	Per ha water available in metres	Net draft in cubic metres
1.	N.E. Transition zone	570	606	100	125
2.	N.E. Dry zone	1,320	1,049	80	115
3.	Central Dry zone	3,580	2,860	80	899
4.	Northern Dry zone	1,002	1,336	140	618
5.	Eastern Dry zone	913	1,531	160	1042
6.	Southern Dry zone	749	1,604	220	286
7.	Southern Transition zone	681	1,357	200	113
8.	Northern Transition zone	868	1,180	140	331
9.	Hilly zone	588	2,449	420	87
10.	Coastal zone	229	1,267	550	419
	Total	10,500	15,239	150	4,035

The areas in Eastern dry zone have been declared as grey and when the percentages of abstraction exceed 85, the area would be called as "dark". There is a proposal for enacting suitable legislative measures to regulate the use of groundwater and to prevent over exploitation.

The percentage of irrigated area to the total arable area is 17.24 in the State and 26.03 in the Country. The cost per hectare under Major and medium

irrigation projects has increased from Plan to Plan from Rs.1,520 during the First Plan to Rs.83,010 during the Seventh Plan. Under minor irrigation the cost per hectare has increased from Rs.2,207 to Rs.6,903.

The sources of irrigation (district-wise) is given in Table No.4.29; Gross area irrigated by source in the State from 1960-90 is given in Table No. 4.30; Net area irrigated by source (district-wise) is given in Table No.4.31; and gross cropped area and gross irrigated area cropwise in the State from 1960-1990 is given in Table No.4.32.

Table No. 4.29

Sources of Irrigation

Year/ District	Length of canals (kms)	Number of tube/bore-wells (00)	Other wells used for irrigation only (00) Masonary	Non-masonary	Number of tanks with an ayacat of less than 40 hectares	with an ayacat of 40 ha or more
1	2	3	4	5	6	7
1984-85	4,458	103	1,935	2,121	31,532	2,931
1985-86	4,489	184	1,992	2,150	31,551	2,947
1986-87	4,536	333	2,054	2,138	31,815	3,011
1987-88	4,596	419	2,062	2,205	31,962	2,965
1988-89	4,599	511	2,121	2,283	31,957	2,971
1989-90	4,599	544	212	228	31,957	2,971
1990-91	4,599	580	215	230	31,957	2,971
District wise Break up for 1988-89						
1. Bangalore	-	17	92	2	581	71
2. Bangalore (Rural)	106	68	234	99	1,096	152
3. Belgaum	310	54	124	383	751	135
4. Bellary	475	17	52	43	147	51
5. Bidar	10	5	58	113	36	41
6. Bijapur	119	6	50	449	16	91
7. Chikmagalur	50	5	9	16	2,088	92
8. Chitradurga	221	54	53	107	187	196
9. Dakshina Kannada	-	5	229	219	1,033	92
10. Dharwad	179	89	46	81	2,800	276
11. Gulbarga	149	2	43	176	291	81
12. Hassan	333	19	26	3	5,912	154
13. Kodagu	60	-	1	-	1,322	23

Continued

1	2	3	4	5	6	7
14. Kolar	-	116	351	245	3,024	274
15. Mandya	579	2	39	43	460	158
16. Mysore	1,420	1	183	29	1,076	130
17. Raichur	197	6	51	115	284	61
18. Shimoga	385	6	37	12	6,113	386
19. Tumkur	6	38	405	130	1,216	426
20. Uttara Kannada	-	1	38	21	3,524	81

Source : Statistical Abstract of Karnataka 1988-89 and Karnataka at a Glance for 1989-90 and 1990-91

Table No. 4.30

Gross area irrigated by source 1960-91

area in '000 hectares

Item	*1960-61*	*1965-66*	*1970-71*	*1975-76*	*1980-81*	*1985-86*	*1989-90*	*1990-91*
1	*2*	*3*	*4*	*5*	*6*	*7*	*8*	*9*
1. Net area irrigated (i to iv)	858	972	1365	1365	1361	1675	2094	2113
i. By canals	235	361	449	488	547	735	841	862
	(27)	(38)	(33)	(36)	(40)	(44)	(40)	(41)
ii. By wells	133	160	458	336	364	429	520	561
	(16)	(16)	(34)	(25)	(27)	(26)	(25)	(27)
iii. By tanks	344	324	365	410	304	242	281	240
	(40)	(33)	(27)	(30)	(22)	(14)	(13)	(11)
iv. Other sources	146	127	93	131	146	299	452	450
	(17)	(13)	(6)	(9)	(11)	(16)	(22)	(21)
2. Gross area irrigated	976	1038	1584	1707	1678	2012	2579	2598
3. Net area sown	10228	10042	10248	10360	9899	10172	10708	10381
4. Gross area sown	10558	10429	10889	11159	10660	11146	12115	1159
Percentage of 1 to 3	8.4	9.7	13.3	13.2	13.7	16.5	19.6	20.3
Percentage of 2 to 4	9.2	10.0	14.5	15.3	15.7	18.1	21.3	22.1
Percentage of 4 to 3	103.5	103.9	106.3	107.7	107.7	109.6	113.1	113.3
Percentage of 2 to 1	113.8	106.8	116.0	125.1	123.3	120.1	123.2	122.9

Note : Figures in brackets indicate percentages.

Source : Statistical Abstract of Karnataka 1988-89 and Karnataka at a Glance for 1989-90&1990-91

Table No. 4.31

Net Area Irrigated by Source

(Hundred hectares)

Year/ District	*Canals*	*Tanks*	*Wells*	*Tube wells*	*Other sources*	*All sources*
1	*2*	*3*	*4*	*5*	*6*	*7*
1960-61	2,357	3,436	1,328	-	1,458	8,579
1965-66	3,603	3,243	1,601	-	1,276	9,723
1970-71	4,487	3,648	4,585	11	924	13,655
1975-76	4,877	4,103	3,359	1	1,307	13,647
1980-81	5,466	3,037	3,637	6	1,462	13,608
1984-85	7,046	3,263	4,424	202	1,996	16,931
1985-86	7,348	2,420	4,391	418	2,173	16,750
1986-87	7,996	2,592	4,492	747	2,337	18,164
1987-88	7,655	2,580	4,764	999	2,536	18,534
1988-89	8,456	3,241	5,129	1,350	2,741	20,917
1989-90	8,410	2,810	6,730*		2,990	20,940
1990-91	8,620	2,400	7,140*		2,970	21,130
District wise breakup for 1988-89						
1. Bangalore	Nil	80	97	33	1	211
2. Bangalore (Rural)	17	231	229	87	13	577
3. Belgaum	687	39	779	180	787	2,472
4. Bellary	1145	55	248	93	162	1,703
5. Bidar	3	12	311	8	8	342
6-. Bijapur	637	101	1028	11	523	2,300
7. Chikmagalur	65	101	22	13	77	278
8. Chitradurga	686	178	211	277	47	1,399
9. Dakshina Kannada	-	36	296	9	539	880
10. Dharwad	440	276	165	199	232	1,312
11. Gulbarga	726	98	276	3	20	1,123
12. Hassan	161	281	23	28	77	570
13. Kodagu	39	2	N	-	12	53
14. Kolar	-	299	362	321	-	982
15. Mandya	816	93	76	2	15	1,002
16. Mysore	794	107	344	2	17	1,264
17. Raichur	1,518	29	220	17	59	1,843
18. Shimoga	719	556	67	9	69	1,422
19. Tumkur	3	571	332	57	3	966
20. Uttara Kannada	-	94	43	1	80	218

* including borewells

Source : Statistical Abstract of Karnataka 1988-89 and Karnataka at a Glance for 1989-90 & 91

Table No. 4.32

Gross cropped area and gross area irrigated cropwise 1960-90

Area in '000 hectares

Item	1960-61	1965-66	1970-71	1975-76	1980-81	1985-86	1989-90
1	2	3	4	5	6	7	8
1.Gross cropped area i to ix	10,588	10,429	10,889	11,159	10,660	11,146	12,115
i)Rice	1,028	1,149	1,170	1,171	1,114	1,096	1,183
ii)Ragi	996	1,260	1,065	1,078	1,057	1,109	1,167
iii)Jowar	2,969	2,,877	2,224	1,945	1,991	2,318	2,339
iv)Maize	11	18	63	127	157	167	253
v) Tur	296	307	304	321	336	420	482
vi)Groundnut	915	903	1,027	1,024	790	1,012	1,194
vii)Cotton	984	1,005	1,142	1,035	1,012	674	697
viii)Sugarcane	72	89	104	137	154	171	265
ix)All other crops	3,317	2,821	3,790	4,321	4,049	4,179	4,535
2. Gross area Irrigated	976 (9.2)	1,038 (10.0)	1,584 (14.5)	1,707 (15.3)	1,678 (18.7)	2,012 (18.1)	2,579 (21.3)
i) Rice	616	641	772	762	624	624	737
ii) Ragi	50	42	125	106	83	106	94
iii) Jowar	39	71	118	118	93	145	186
iv) Maize	10	14	57	97	129	136	196
v) Tur	3	2	1	-	1	6	8
vi) Groundnut	10	10	91	84	102	180	245
vii) Cotton	18	38	60	63	67	191	177
viii) Sugarcane	58	89	102	136	154	171	264
ix) All other crops	173	131	258	341	425	453	672

Source : Statistical Abstract of Karnataka 1988-89 and Karnataka at a Glance for 1989-90

Add to Part I, page 693 :

Table No.4.33 Completed Major and Medium Irrigation Projects

Sl. No.	Name of the project and place (district)	Year of commencement	Planned utilisation (m cum) Maximum	By canals	Irrigation potential Ultimate	Created	Expenditure incurred in crores of rupees	year of completion	Catchment area in sq. km
1	2	3	4	5	6	7	8	9	10
I. Major									
1.	Cauvey anicut channels; Mysore, Hassan, Mandya, Kodagu & Bangalore	-	1,390.00	-	77,172	77,172	-	Before 1990	-
2.	Nugu, Mysore	1946	217.91	198.10	10,526	10,526	3.15	1959	98
3.	Tunga, Shimoga	1946	325.45	325.45	8,704	8,704	3.31	1956	2240
4.	Vanivalas Sagar, Chitradurga	1897	232.00	167.00	9,184	9,184	0.45	108	5374
5.	Vijayanagar Channels, , Bellary and Raichur	1600	341.00	-	12,210	12,210	-	-	-
	Total (major)		2506.36	690.55	1,17,796	1,17,796	6.91	-	7712
II. Medium									
1.	Ambligolla, Shimoga	1947	39.62	36.79	2,955	2,955	1.16	1955	144
2.	Anjanapur, Shimoga	1927	70.75	61.41	6,378	6,378	0.21	1938	520
3.	Areshankar, Bijapur	1953	10.75	9.83	1,255	1,255	-	1957	177
4.	Bachanki,Uttara Kannada	1969	14.72	13.32	1,776	1,776	0.37	1974	60
5.	Bhadra anicut, Shimoga	1917	87.73	87.73	4,466	4,466	-	1923	837
6.	Byramangala, B'lore	1940	28.30	26.04	1,619	1,619	-	1971	376
7.	Chandrampalli, Gulbarga	1966	53.77	49.52	5,223	5,223	1.85	1972	440

continued

Sl. No.	Name of the project and place (district)	Year of commencement	Planned utilisation (m cum) Maximum	By canals	Irrigation potential Ultimate	Created	Expenditure incurred in crores of rupees	year of completion	Catchment area in sq.km
1	2	3	4	5	6	7	8	9	10
8.	Chikkahole, Mysore	1958	19.81	18.68	1,650	1,650	4.24	1969	407
9.	Chithwadgi, Mysore	1966	7.36	5.92	890	890	0.41	1971	145
10.	Dharma, Uttara Kannada	1957	62.26	56.60	6,842	6,842	1.33	1964	98
11.	Gayathri, Chitradurga	1952	12.74	-	950	950	-	1963	1,831
12.	Gokak canal, Belgaum	1877	39.62	39.62	5,757	5,757	-	1897	2,765
13.	Gundal, Mysore	1970	39.62	36.33	4,048	4,048	4.52	1980	93
14.	Hagaribommanahalli, Bellary	1960	56.60	42.45	2,966	2,966	3.95	1978	2,347
15.	Hathikoni, Gulbarga	1960	14.15	12.73	2,145	2,145	0.84	1973	132
16.	Hebballa, Mysore	1958	11.32	10.19	1,214	1,214	0.54	1972	181
17.	Jambadahalla, Chickmagalur	1958	19.81	14.51	1,538	1,538	1.15	1968	155
18.	Kalakop, Bijapur	1957	9.34	8.19	1,143	1,143	-	1960	130
19.	Kanakanala, Raichur	1960	11.32	10.57	2,064	2,064	1.00	1975	193
20.	Kanva, Bangalore	1940	33.96	28.30	2,024	2,024	0.35	1944	340
21.	Kolchiweir, Belgaum	1949	15.00	15.00	1,275	1,275	0.43	1953	2,,953
22.	Mangala, Tumkur	1961	16.98	15.85	850	850	0.60	1970	748
23.	Marconahalli, Tumkur	1939	113.20	101.88	6,073	6,073	0.35	1941	4,103
24.	Nagathana, Bijapur	1958	2.26	1.97	650	650	0.15	1961	68
25.	Narayanapura anicut, Chitradurga	1952	17.00	17.00	2,003	2,003	0.34	1961	988
26.	Narihalla, Bellary	1972	25.47	20.46	1,512	1,512	3.20	1979	427
27.	Rajolibanda, Raichur	1947	33.96	30.53	2,380	2,380	0.52	1960	61,427
28.	Ramanahalli, Bijapur	1954	12.45	10.19	1,943	1,943	0.42	1958	374
29.	Survanavathi, Mysore	1965	101.88	93.66	2,833	2,833	3.81	1984	108
	Total (Major + Medium)		982.11	875.33	76,422	76,422	32.14		82,566

Table No.4.34

Irrigation Projects Under Execution

Sl. No.	Name of the project and place (district)	Year of commencement	Irrigation potential (hectares) Ultimate	Created upto March 1988	Expenditure in crores of rupees Estimated	Revised	Upto March 1988	Catchment area in hectares	Year of completion
1	2	3	4	5	6	7	8	9	10
A.	Project - Irrigation Potential already created								
A.	i) Approved Projects:								
1.	UKP Stage I, Bijapur	1969	4,25,935	1,06,763	283.65	1,071.10	460.19	81,225	1995
2.	Ghataprabha (1+2+3), Belgaum	1948	3,17,447	1,63,551	136.82	487.17	81.78	1,412	1990
3.	Malaprabha, Belgaum	1960	2,18,191	1,44,054	162.09	307.35	199.63	2,546	VIII Plan
4.	Bhadra, Chikmagalur	1947	1,05,570	1,05,540	8.88	66.00	60.09	1968	1988
5.	Tungabhadra, Bellary & Raichur	1945	3,62,795	3,47,978	31.42	112.57	104.62	28,180	1990
6.	Upper Mullamari, Bidar	1976	3,279	1,255	3.28	15.26	9.12	207	1990
7.	Saudagar, Gulbarga	1973	1,417	1,417	1.49	6.00	3.57	56	1987
8.	Ranikere, Chitradurga	1979	3,238	283	2.30	5.29	3.29	9,998	1988
9.	Taraka, Mysore	1970	8,903	6,658	1.70	12.00	11.75	277	1988
10.	Votehole, Hassan	1977	7,487	3,208	2.05	21.00	15.39	110	1990
11.	Teetha, Tumkur	1976	1,214	1,214	1.06	4.10	3.73	175	1987
12.	Manchanabele, B'lore	1976	3,845	800	5.00	18.50	14.14	1590	1989
	Total		14,58,321	8,82,721	639.74	2,121.34	967.30	1,27,744	

Sl. No.	Name of the project and place (district)	Year of commencement	Irrigation potential (hectares) Ultimate	Irrigation potential (hectares) Created upto March 1988	Expenditure in crores of rupees Estimated	Expenditure in crores of rupees Revised	Expenditure in crores of rupees Upto March 1988	Catchment area in hectares	Year of completion
1	2	3	4	5	6	7	8	9	10
A.	ii) Project pending approval:								
1.	Harangi, Kodagu	1964	53,538	31,290	11.00	122.00	93.99	420	
2.	Hemavathi, Hassan	1968	2,65,079	58,748	16.30	588.00	261.17	2,810	
3.	Kabini, Mysore	1959	87,900	38,445	28.40	390.00	123.10	2,142	
4.	KRS (Varuna), Mysore	1979	32,376	395	18.50	58.10	17.48	10,619	
5.	Chiklihole, Kodagu	1978	2,752	64	3.40	7.00	4.63	54	1990
6.	Iggalur, Bangalore	1979	4,047	1,412	3.42	10.75	2.78	7,050	1990
7.	Nallur Amanikere, Mysore	1975	1,300	1,300	1.90	5.30	5.14	417	1987
	Total		4,46,992	1,31,654	82.92	1,181.15	508.29	23,512	
	Total (A. i + A. ii)		19,05,313	19,14,375	722.66	2,307.49	1475.59	1,51,256	
B.	Project - Irrigation Potential not yet created								
B.	i) Projects approved:								
1.	Dudhganga, Belgaum	-	19,668	-	-	26.00	2.07	-	-
2.	Hippargi barrage, Bijapur	1973	59,690	-	21.53	186.70	4.36	22,699	1992
3.	Bennithora, Gulbarga	1973	20,236	-	12.27	50.12	11.06	2,204	8th Plan
4.	Karanja, Bidar	1972	35,614	-	9.90	89.73	43.66	2,025	-do-
5.	Varahi, Shimoga	1980	15,702	-	9.43	70.00	1.82	277	-do-
6.	Ramanahalli, Bijapur	1983	22,206	-	45.25	54.00	-	-	-do-
7.	Amarja, Gulbarga	1975	8,903	-	5.70	25.10	6.26	531	-do-
8.	Lower Mullamari, Gulbarga	1975	9,713	-	3.70	29.75	4.25	730	-do-
9.	Hirehalli, Raichur	1977	8,013	-	6.35	18.34	2.31	938	-do-

Continued

Sl. No.	Name of the project and place (district)	Year of commencement	Irrigation potential (hectares) Ultimate	Irrigation potential (hectares) Created upto March 1988	Expenditure in crores of rupees Estimated	Expenditure in crores of rupees Revised	Expenditure in crores of rupees Upto March 1988	Catchment area in hectares	Year of completion
1	2	3	4	5	6	7	8	9	10
10.	Maskinala, Raichur	1976	2,833	-	3.11	15.90	2.16	800	-do-
11.	Chulkinala, Bidar	1976	4,047	-	3.80	15.80	2.74	243	-do-
	Total		206,679	-	147.04	431.44	80.89	30,447	
B.	ii) Project pending approval:								
1.	Yagachi, Hassan	1983	21,450	-	35.38	35.38	3.06	557	8th Plan
2.	Arkavathy, Bangalore	1975	8,560	-	22.25	24.70	4.74	1970	-do-
3.	Udothorehalla, Mysore	1978	6,273	-	7.55	33.42	1.20	20,220	-do-
4.	Chickkahle Diversion, Mysore	1985	-	-	0.58	1.22	0.75	-	1988-89
	Total		36,283	-	65.76	101.88	9.75	22,747	
	Total (B.i + B.ii)		2,42,962	-	221.80	533.32	90.44	53,194	
	Total (A + B)		21,48,275	10,14,375	935.46	3,840.82	1566.03	2,04,720	

Source: 1) Irrigation Projects in Karnataka (Major and Medium) 1986-87, Government of Karnataka, 1987, Bangalore.

2) Irrigation Projects in Karnataka (Major and Medium) 1988-89, Government of Karnataka, 1989, Bangalore.

Add to Part I, page 683, after table:

Table No.4.35

Minor Irrigation Census in Karnataka 1986-87

Sl	District	No. of dug wells In use	Not in use	With electric pump sets	Gross potential created (in ha)	Net area irrigated (ha) during 1986-87
1	2	3	4	5	6	7
1.	Bangalore	23,951	3,136	23,251	29,367	26,769
2.	Bangalore (Rural)	7,509	1,846	7,395	9,521	8,600
3.	Belgaum	51,033	7,174	43,625	80,910	72,424
4.	Bellary	8,849	884	9,576	30,432	30,212
5.	Bidar	15,090	1,234	15,119	28,360	23,634
6.	Bijapur	39,927	3,784	37,622	58,699	58,641
7.	Chikmagalur	2,630	256	1,697	4,079	4,011
8.	Chitradurga	13,109	734	12,795	30,448	27,212
9.	Dakshina Kannada	38,531	240	19,206	46,302	44,989
10.	Dharwad	7,808	2,486	8,027	16,612	15,543
11.	Gulbarga	15,458	5,942	11,234	31,177	26,272
12.	Hassan	3,421	254	2,440	4,814	4,541
13.	Kodagu	402	11	247	1,662	1,651
14.	Kolar	32,624	10,742	33,648	82,410	34,672
15.	Mandya	7,759	478	6,131	9,720	8,537
16.	Mysore	14,243	965	13,679	29,376	26,508
17.	Raichur	14,708	2,013	13,284	31,060	30,211
18.	Shimoga	4,006	404	3,439	6,523	5,992
19.	Tumkur	38,465	5,743	35,403	47,174	40,437
20.	Uttara Kannada	12,973	101	5,383	4,984	4,771
	Total	3,52,685	48,329	3,03,103	5,83,630	4,95,667

Source: Irrigation Department.

Continued

Sl. No.	No. of shallow tube wells In Use	Not in use	Gross potential created (ha)	Net area irrigated (ha) 1986-87	No.of deep tube wells In use	Not in use	Gross potential created (ha)	Net area irrigated (ha) 1986-87
	8	9	10	11	12	13	14	15
1	4,871	268	9,577	8,342	701	16	1,369	1,324
2	3,,841	102	6,097	5,997	296	21	720	694
3	3,729	104	7,726	7,574	622	111	1,402	1,340
4	1,118	64	5,312	5,179	310	7	1,511	1,492
5	197	7	439	343	63	7	99	89
6	584	13	1,841	1,789	134	27	316	287
7	467	85	1,233	1,189	1	-	20	20
8	4,739	48	15,496	14,455	137	4	508	482
9	472	8	928	928	75	1	168	159
10	4,695	301	15,216	14,648	674	95	1,840	1,806
11	177	76	432	383	15	27	81	79
12	1,233	59	2,170	2,132	10	1	54	33
13	7	-	83	83	3	18	12	12
14	6,270	300	12,820	12,671	2828	71	6,162	5,718
15	112	5	233	215	11	-	44	42
16	651	29	1,550	1,380	57	-	127	122
17	537	37	2,639	2,638	91	2	399	395
18	2,051	76	7547	4,084	111	6	391	357
19	3,060	310	6,157	5,506	506	37	1,243	1,201
20	88	39	304	265	28	-	56	725
	38,899	1931	94,800	89,811	6,673	451	16,522	15,708

Continued

	Surface flow irrigation schemes			Lift irrigation schems		
Sl. No.	No. of schemes	Gross irrigation potential created	Net area irrigated 1986-87	No. of schemes	Gross Irrigation potential created(ha)	Net area irrigated 1986-87(ha)
	16	17	18	19	20	21
1	813	21,667	20,401	452	1,353	1,318
2	434	9,753	9,189	14	958	827
3	537	25,332	4,819	7,795	31,341	30,842
4	185	7,834	5,622	1,454	32,267	23,988
5	33	15,004	1,448	309	2,951	1,063
6	275	17,747	11,411	7,370	26,593	25,296
7	1,309	20,552	16,634	523	6,580	6,102
8	380	31,881	13,517	927	8,355	6,862
9	1,786	5,963	5,552	2,186	3,691	3,568
10	1,830	39,825	12,452	3,380	17,927	16,127
11	234	12,046	3,456	843	8,766	2,856
12	3,088	33,592	7,972	39	898	830
13	382	6,727	3,271	741	6,658	5,906
14	2,984	57,371	37,326	82	78	71
15	578	14,499	8,126	37	3,142	1,509
16	3,251	35,401	19,256	197	6,228	4,506
17	249	7,548	3,823	663	12,144	11,704
18	4,641	64,404	43,525	1,474	6,246	5,688
19	1,149	51,977	28,930	78	1,163	1,038
20	725	15,297	4,134	311	963	871
	21,637	4,94,420	2,60,864	28,875	1,78,302	1,49,972

Add to Part 1, page 697 :

Table No.4.36

The Planwise Progress of Irrigation is Indicated in the following table:

Plan period	Investment on irrigation (Rs. in crores)				Area under irrigation (cumulative in lakh ha) (for July-June period)			
	Year	Major & medium	Minor	Total	Major & medium	Minor	Total	% net sown area
Prior to First plan		-	-	-	2.16	4.55	6.71	6.33
First plan	51-56	37.27	4.15	41.42	2.63	4.62	7.25	6.84
Second plan	56-61	59.82	5.08	34.90	3.99	4.79	8.78	8.28
Third plan	61-66	33.99	15.79	49.78	5.77	5.34	11.11	10.48
Annual plan	66-69	33.74	13.18	46.92	6.99	6.12	13.11	12.37
Fourth plan	69-74	139.00	23.03	162.03	7.21	6.96	14.17	13.37
Fifth plan	74-78	188.36	37.21	225.57	8.82	8.08	17.06	16.09
Annual plan	78-79	90.18	13.89	104.07	9.24	8.35	17.59	16.59
Annual plan	79-80	101.86	16.82	118.68	9.71	8.54	18.25	17.38
Sixth plan (1)	80-81	97.70	20.96	118.66	9.91	8.76	18.67	17.78
(2)	81-82	105.50	20.92	126.42	10.20	8.80	19.00	18.10
(3)	82-83	115.58	13.69	129.27	10.66	9.01	19.67	18.73
(4)	83-84	124.55	18.27	142.82	11.20	9.11	20.31	19.34
(5)	84-85	140.04	20.64	160.68	11.61	8.66*	20.27	19.81
Total during Sixth plan	80-85	583.37	94.48	677.85	1.96	0.59	2.55	
Seventh plan (1985-1990) (1)	85-86	156.46	28.65	185.11	12.27	8.72	20.99	20.64
(2)	86-87	170.68	41.21	211.89	12.75	8.78	21.53	20.44
(3)	87-88	138.46	26.36	164.82	12.87	8.83	21.70	20.40
(4)	88-89	166.81	31.77	198.58	12.97	8.93	21.90	20.85
(5)	89-90	209.68	29.58	239.26	13.09	9.03	22.12	20.66
Eighth plan (1)	90-91	243.81	32.40	276.21	13.36	9.06	22.42	22.01
(p)	91-92	309.79	35.36	345.15	13.79	9.11	22.90	22.00
(@)	92-93	475.00	51.27	526.27	14.35	9.21	23.56-	

Source: Economic Survey 1990-91, 1991-92 and 1992-93

Note:1. (P) - Provisional (@) - Anticipated. 2. Figures for VI and VII plan are for the financial year period i.e. from April to March.

* Excludes the area of Rs.0.77 lakh ha under Cauvery anicut which is accounted for under major and medium irrigation.

ANIMAL HUSBANDRY

Add to Part I, page 703, after Ist table :

Table No.4.37

Livestock and Poultry Population 1977, 1983 and 1990 (in000's)

Sl.No.	Category	1972 Census	1977 Census	1983 Census	1990 Census
1.	Livestock	21,962	21800	26148	24968
	Cattle				
	a. Oxen	3,801	3877	4043	3551
	b. Cows	3,736	3826	3934	3662
	c. Young stock	2,481	2519	3323	2962
	Total (a to c)	10,018	10222	11300	10175
2.	Buffaloes				
	a. He buffaloes	305	297	275	234
	b. She buffaloes	1,800	1919	2026	2256
	c. Young stock	1,110	1062	1347	1548
	Total (a to c)	3,215	3278	3548	4038
3.	Total Bovines (1+2)				
	a. Males	5,722	5764	6042	5281
	b. Females	7,511	7736	8906	8932
	Total (a + b)	13,233	13500	14948	14213
	1. Sheep	4,662	4536	4792	4727
	2. Goats	3,726	3388	4547	3889
	3. Horses and ponies	34	27	24	20
	4. Mules	0.9	1	2	1
	5. Donkeys	45	51	48	35
	6. Camels	1.4	1	Neg*	Neg*
	7. Pigs	216	296	319	304
	8. Dogs	NA	NA	1468	1779
	Total (3 to 8)	21,963	21800	26148	24968
4.	Poultry				
	1. Ducks	42	38	190	92
	2. Fowls	10,119	9653	11886	15531
	3. Other poultry	3.3	5	21	71
	Total (1 to 3)	10,163	9696	125097	15694

* Negligible

Source: Statistical Abstract of Karnataka,1976-77,1988-89 Karnataka Economic Review 1991-92

Add to Part I, page 704, after table:

Table No. 4.38

Livestock and poultry,1990 Census (in thousands)

Sl.No.	District	Cattle	Buffaloes	Sheep	Goats	Other livestock	Total livestock	Poultry
1.	Bangalore	210	37	92	47	77	463	1,604
2.	Bangalore (Rural)	468	119	234	161	78	1,060	2,130
3.	Belgaum	511	580	435	385	138	2,049	695
4.	Bellary	485	181	279	233	64	1,242	635
5.	Bidar	273	149	73	95	50	640	341
6.	Bijapur	524	307	348	531	137	1,847	641
7.	Chikmagalur	418	110	27	72	87	744	378
8.	Chitradurga	456	262	360	243	87	1,408	536
9.	Dakshina Kannada	666	183	1	19	176	1,145	1,701
10.	Dharwad	668	279	256	314	113	1,630	637
11.	Gulbarga	769	195	308	316	113	1,701	537
12.	Hassan	580	197	164	146	96	1,183	912
13.	Kodagu	158	49	N	8	96	311	371
14.	Kolar	500	162	488	188	144	1,482	696
15.	Mandya	357	223	341	183	69	1,173	616
16.	Mysore	834	164	298	267	105	1,668	1,133
17.	Raichur	611	211	364	267	96	1,549	403
18.	Shimoga	699	269	29	104	102	1,203	604
19.	Tumkur	609	245	597	297	126	1,874	575
20.	Uttara Kannada	380	115	3	13	85	596	529
	State Total	10,176	4,037	4,727	3,889	2,139	24,968	15,694

Source: Karnataka at a Glance,1991-92

Add to Part I, page 705 :

Table No.4.39

Veterinary Institutions

(Numbers)

Year/district	Veterinary hospitals	Veterinary dispensaries	Rural Veterinary dispensaries	Veterinary aid centres	Mobile Veterinary clinic	Total
1	2	3	4	5	6	7
1960-61	28	163	329	-	-	520
1965-66	30	164	418	-	-	612
1970-71	31	236	488	62	-	817
1975-76	33	352	676	60	-	1,121
1980-81	33	479	725	59	-	1,296
1984-85	33	492	653	55	123	1,356
1985-86	33	492	653	55	123	1,356
1986-87	33	495	653	55	137	1,373
1987-88	33	495	653	55	137	1,373
1988-89	33	495	653	55	163	1,399
1989-90	33	1,353*	-	-	164	1,550
1990-91	187*	452	942	-	164	1,745
1991-92	188	522	1118	-	176	2,004
Districtwise 1988-89						
1. Bangalore	2	25	11	-	1	39
2. Bangalore (Rural)	-	21	30	-	8	59
3. Belgaum	1	28	37	14	10	90
4. Bellary	1	20	23	0	8	52
5. Bidar	1	13	14	-	4	32
6. Bijapur	1	27	26	17	4	75
7. Chikmagalur	1	23	31	-	7	62
8. Chitradurga	1	31	47	-	9	88
9. Dakshina Kannada	2	23	35	2	8	70
10. Dharwad	4	39	43	14	17	117
11. Gulbarga	1	22	42	-	10	75
12. Hassan	2	26	38	1	8	75
13. Kodagu	1	12	19	-	3	25
14. Kolar	2	29	34	-	11	76
15. Mandya	1	28	17	-	7	53
16. Mysore	2	32	56	-	11	101
17. Raichur	4	15	22	-	9	50
18. Shimoga	2	28	50	-	8	88
19. Tumkur	1	36	52	-	10	99
20. Uttara Kannada	3	17	26	7	10	63

Source: Department of Animal Husbandry and Veterinary Services.

* Increase due to upgradation of taluk level dispensaries; ** reclassified during 1990-91

Add to Part I, page 706 :

Table No.4.40

Animals Treated and Castrated in Veterinary Hospitals and Dispensaries

(hundreds)

Year/district	Castrations performed				Animals treated			
	Bovines	Ovines	Others	Total	Bovines	Ovines	Others	Total
1960-61	1,419	*	472	1,891	15,496	*	3251	18,747
1965-66	1,568	*	726	2,294	22,259	*	4886	27,145
1970-71	701	*	478	1,179	1,337	*	751	2,028
1975-76	2,531	*	1,216	3,747	1,898	*	780	2678
1980-81	2,433	596	705	3,734	39,013	4,121	2,458	45,592
1984-85	2,433	1,610	453	4,496	41,677	6,635	4,933	53,245
1985-86	4,189	4,508	214	8,911	60,103	10,107	6,115	76,325
1986-87	4,373	3,877	297	8,547	63,958	11,548	6,914	82,420
1987-88	4,421	3,964	272	8,657	76,726	14,385	13,134	104,245
1988-89	2,737	2,427	142	5,306	49,873	9,940	5,484	65,397
Districtwise Breakup for 1988-89								
1. Bangalore	90	69	11	170	1,367	180	,725	2,272
2. Bangalore (Rural)	146	276	3	425	2,069	462	120	2,651
3. Belgaum	149	51	1	201	2,336	478	237	3,051
4. Bellary	93	27	N	120	2089	591	123	2,803
5. Bidar	37	N	N	37	1,381	301	65	1,747
6. Bijapur	93	28	1	122	1,632	460	121	2,213
7. Chickmagalur	131	104	4	239	3,439	348	445	4,232
8. Chitradurga	208	217	6	421	3,497	974	101	4,572
9. Dakshina Kannada	84	3	3	90	2,046	45	559	2,650
10. Dharwad	132	103	1	236	4,518	1,916	288	5,722
11. Gulbarga	46	5	N	51	2,343	690	159	3,201
12. Hassan	190	214	1	405	2,517	361	213	3,091
13. Kodagu	60	13	17	90	1,006	49	410	1,465
14. Kolar	261	260	2	523	3,528	1036	268	4,832
15. Mandya	212	231	20	463	2,591	776	227	3,594
16. Mysore	173	176	29	378	2,893	510	401	3,804
17. Raichur	37	5	N	62	1,749	438	88	2,275
18. Shimoga	160	61	27	248	4,278	424	362	1,664
19. Tumkur	370	581	15	966	3,333	818	245	4,396
20. Uttara Kannada	45	3	1	49	1,261	74	327	1,662

Note: * included in others,

Source: Department of Animal Husbandry and Veterinary Services.

FISHERIES

Add to Part I, page 745, before Inland Fisheries:

An area of 5,000 sq.km of continental shelf (out of 25,000 sq.km) is being exploited by small mechanised boats (1990). State's marine fishing has 1,964 shrimp trawlers, 395 purse-seiners, 877 machanised gillnet units and others 599 (total mechanised boats being 3,783) in addition to 11,979 traditional boats intensively operating in the inshore waters. Nearly 45,000 fishermen are engaged in fishing activities in the coastal districts. The State has over 8,000 ha of brackish water resourcess, out of which, 4,200 ha are identified as suitable for prawn farming. About 2,000 ha of Kharland and 1,000 ha of salt pans can be utilised for raising one crop of prawns by stocking and artificial feeding to produce about 500 to 600 kg. of prawn. Brackish water fish farmers development agency with central assistance has been established at Karwar with jurisdiction over two coastal districts for the upgradation of technology for prawn and fish farming.

Add to Part I, page 745, after IInd para :

Inland Fisheries

Inland fisheries play an important role in the economy of the State for augmenting food supply, generating employment and raising nutritional value. Less than half of the existing inland fishery potential (4.57 lakh ha of inland fishery resources, consisting of 2.35 lakh ha of tanks and ponds, 2.22 lakh ha of reserviors and 6,000 km of rivers) is being utilised for fish production, mainly on account of shortage of fish seed. Efforts are being made to increase fish seed production. Some of the Zilla Parishads like Bangalore have taken up this programme very fruitfully.

Add to Part I, page 754, at the end :

Strategy of Fisheries Development.

The strategy aims at increasing the utilisation of State's potential in fisheries and thereby augment the supply of nutritional food and improve economic condition of population dependent on fishing activity. In inland fisheries development, emphasis is laid on the following: i) conservation measures, restricting indiscriminate fishing during breeding season, ii) expansion of area under fish farms, iii) setting up new fish seed rearing centres near selected reservoirs, besides encouraging enterpreneurs to take up fish seed production, iv) development of reservoir fisheries, v) development of infrastructural facilities i.e., transport and marketing.

Eighteen fish farms have been transferred to Karnataka Inland Fisheries

Development Corporation to manage seed farms on commercial lines and increase production. Under the Centrally-sponsored national fish seed production programme, the construction of a 10 ha fish seed farm with Chinese hatchery was taken up at a total cost of Rs.52 lakhs at B.R. Project. Fifty six ponds have already been constructed at a cost of Rs.20 lakhs during 1990-91. On completion of this farm, anticipated fish seed production is about 50 million. In order to accelerate development of inland fisheries in the State, NCDC Reservoir Fisheries Project at a cost of Rs.473.88 lakhs has been taken up for implementation in Mysore dt through the newly established Karnataka Inland Fisheries Federation. Two fish seed farms of 10 ha each with hatchery will be established at the Kabini and the Gundal to produce additional 50 million fry for stocking in the project tanks in Mysore dt.

The Centrally-sponsored Fish Farmers Development Agencies functioning in eight districts and three State FFDA have trained 2,910 fish farmers in intensive fish culture practices and brought 7,747 ha of water area under improved fish culture and 3,646 tonnes of fish was produced by the agencies from 1985-90.

For marine fisheries, fish production strategy include i) construction of minor leasing harbours in order to provide landing and berthing facilities to small boats and country crafts which are facing problems in major fishing harbours, ii) emphasis on offshores and deep-sea fishing, in view of in-shore fisheries exploitation reaching saturation point, iii) rehabilitation of people affected by Naval base, iv) training and extension programmes by strengthening existing training centres and v) augmenting the needed infrastructural facilities.

Major development activities consisted of construction of Mangalore harbour, improvement and maintenance of existing fishing harbours, implementation of the DANIDA assisted Indo-Danish Fisheries Project at Tadri, motorisation of traditional fishing crafts and in addition, socio-economic programmes were also implemented for the welfare of fishermen. At the end of the first phase of Indo-Danish Fisheries Project at Tadri, 65 villages of Kumta and Ankola taluks have been benefited. A Brackish water FFDA at Karwar was established during May 1987 to develop brackish water areas for prawn farming. The scheme provides for imparting training to enterpreneurs and providing inputs and technical know-how about scientific prawn farming. The Agency has trained 65 prawn farmers and conducted survey of 300 ha of brackish water area upto 1990.

Add to Part I, page 763 :

Table 4.41

Statistics on Marine Fisheries during the last decade

- in M. tons.

Sl. No.	Name of the species/fish	1981-82	1982-83	1983-84	1984-85	1985-86	1987-88	1987-88	1990-91
1	2	3	4	5	6	7	8	9	10
1.	Sharks	1852	2137	1979	1629	1562	1614	1155	693
2.	Rays skates	440	396	538	611	327	230	366	215
3.	Oil sardines	72270	33882	23904	35946	65196	8158	34205	26757
4.	White sardines	144	343	662	1038	873	107	114	386
5.	Other sardines	-	-	-	-	-	-	3148	3258
6.	Other clupids	3255	2847	5323	11649	10042	15878	12329	7822
7.	Silver bar	277	136	266	197	99	53	149	154
8.	Mackerel	18086	5003	3033	10161	13668	21305	12230	45766
9.	Seer fish	1950	2084	2122	2703	1941	1670	1327	1220
10.	Tuna	1034	596	936	3570	3268	2461	887	2925
11.	Lactarius	1579	1671	1908	1390	1271	1286	1051	2330
12.	Lady fish	246	241	263	153	134	183	205	267
13.	Mullets	205	315	378	468	157	194	160	151
14.	Carangids	365	280	408	1065	1008	3612	1666	801
15.	Pamfrets	615	1284	930	1143	2503	12200	1217	3532
16.	Silver bellies	1762	2726	4382	4561	7146	9140	2627	2109
17.	Garres	18	13	15	50	59	62	81	54
18.	Scianids	2575	3289	4012	3413	4071	4364	3785	5863
19.	Ribbon fish	1647	942	487	1336	2346	3988	2663	3421
20.	Flat fish	185	302	457	841	1501	1060	508	362
21.	Anchoviella	051	8914	9437	18083	6521	4459	4677	10981
22.	Cat fish	5652	4320	3735	3661	4032	5756	2500	1555
23.	Eels	-	-	-	-	-	-	-	37
24.	Soles	795	713	625	9801	4348	4745	1980	6596
25.	Jew fish	-	-	-	-	-	-	143	26
26.	Miscellaneous	20769	22180	30509	44697	40554	52026	34057	6086
27.	Prawns	5349	8564	7142	8749	6615	6420	5424	704
28.	Crabs	455	147	407	362	431	720	410	1057
29.	Shell fishes	801	730	433	779	993	1088	695	50775
	State Total	145377	104066	104290	168046	200666	151779	129659	185706

Sources: Department of Fisheries.

Add to Part I page 764 :

Table No.4.42

Districtwise Inland Fish Production (in M.tons)

Sl.	Districts	1981-82	1982-83	1983-84	1984-85	1985-86	1986-87	1987-88	1990-91
1.	Bangalore (R)	7664	7858	6520	8014	7117	8144	3900	3496
2.	Bangalore (U)	-	-	-	-	-	-	4296	3055
3.	Belgaum	1706	1140	2063	934	2200	1985	2232	1923
4.	Bellary	5131	5514	4730	5193	5259	5402	5331	8531
5.	Bidar	478	464	454	92	74	232	174	821
6.	Bijapur	560	545	737	387	438	231	425	643
7.	Chikmagalur	1268	1164	1081	373	694	1192	748	679
8.	Chitradurga	3162	3151	2829	3485	3738	3718	4151	3686
9.	Dakshina Kannada	132	133	175	248	47	237	199	150
10.	Dharwad	880	841	1227	970	1584	768	1484	1714
11.	Gulbarga	1444	599	756	274	352	610	778	1830
12.	Hassan	3195	2994	3937	3371	3027	2678	3430	4134
13.	Kodagu	562	515	230	193	246	202	410	453
14.	Kolar	2300	1903	2257	1801	1770	2176	2112	2223
15.	Mandya	2397	3297	3586	2369	4357	3091	3574	3641
16.	Mysore	5541	5023	3265	5271	4631	5124	5153	7559
17.	Raichur	3873	2771	774	991	991	1484	1656	1410
18.	Shimoga	2610	3198	3084	2634	1906	3198	2926	3010
19.	Tumkur	3882	3190	2996	2423	3560	3497	3270	3051
20.	Uttara Kannada	177	176	494	111	127	111	135	55
	State Total	47862	44476	41203	39634	42118	44086	46384	52865

Source: Department of Fisheries

Add to part I page 753 after II para :

Number of fisheries co-operative societies/federations/Unions in Karnataka State as on 31.12.89

Sl.No. District	No.of Societies	Membership			Share capital (Rs.)	Active fishermen population
		Members	Government	Total		
1. Bangalore (R)	8	1815	25,010	67,230	92,240	10,122
2. Bangalore (U)	6	1130	25,118	15,000	40,118	1,706
3. Belgaum	17	1130	46,234	98,890	1,45,124	4,705
4. Bellary	12	1327	25,491	31,600	57,091	2,047
5. Bidar	9	335	11,428	60,000	71,428	724
6. Bijapur	16	2123	50,589	1,10210	1,60,799	1,963
7. Chikmaglur	3	256	4,030	15,000	19,030	726
8. Chitradurga	8	937	28,7396	19,685	48,424	2,219
9. Dakshina Kannada	43	25,686	16,12,147	37,84,057	53,96,204	45,363
10. Dharwad	28	1685	61,875	99,250	1,61,125	4,615
11. Gulbarga	15	1194	27,655	49,703	77,358	2,778
12. Hassan	5	810	9,010	50,000	59,010	2,224
13 Kodagu	1	35	3,600	--	3,600	169
14. Kolar	8	1242	13,451	40,118	53,569	3,443
15. Mandya	12	3030	36,2878	39,246	75,524	5,846
16. Mysore	20	5077	87,152	2,02,458	2,89,610	9,599
17. Raichur	8	440	17,950	61,990	79,940	690
18. Shimoga	8	1901	34,973	67,473	1,02,446	2,785
19. Tumkur	8	2365	66,463	92,100	1,58,563	12,402
20. Uttara Kannada	-	–	–	–	–	27,794
Inland	7	359	15,425	–	15,425	
Marine	33	21,193	13,81,289	32,51,770	46,33,059	
Total	275	74,935	35,83,904	81,55,780	1,17,39,684	1,41,922

Source: Statistical bulletin of fisheries 1989-90

Add to part I Page 766:

Table No. 4.43

Disposal of Fish catch

in M. tons

Year	*Total catch*	*Marketed*	*Cured*	*Reduction*	*Frozen*	*Canned*	*Used for miscellaneous purposes*	*Used for Manure*
1987-88	1,29,659	75,619	23,58	5,707	63,61	2015	4,894	11,905
1988-89	147,307	80,349	21,614	8,947	8207	2395	8847	16,948
1989-90	1,86,138	1,01,758	35,035	10,002	5993	4,611	15,999	12,740
1990-91	1,85,706	89,693	48728	7,196	8,189	4016	12,759	15,125
1991-92	1,81,406	87,457	43,594	8,094	13264	5,141	2,881	20,975

Source: Quarterly Economic Review, Sept. 1992

Table No.4.44

Marine Fish Exported and Value

year	*Quantity (M.tons)*	*Value (Rs.in lakh)*
1982-83	3508	1,56,6.86
1983-84	2990	1,35,9.22
1984-85	2973	1,41,8.66
1985-86	3148	1,41,3.84
1986-87	2748	1,70,7.90
1987-88	2744	1,65,7.56

Source: Department of Fisheries.

Add to Part I, page 766:

Fishery Forecast

Satellite remote sensing data has potential for assisting in judicious harvesting, conservation and mapping of valuable fishery resources. Oceanography division of National Remote Sensing Agency, Hyderabad, is conducting studies on identification of potential fishing zone (PFZ). The PFZ maps are generated after the analysis of oceanographic features such as thermal boundaries (temperature gradients), fronts, eddies, surface currents and upwelling regions from composite maps of sea surface temperature and optically transferring these features on to naval hydrographic charts. Indian coast is divided into nine sectors (Karnataka coast is one of them) to have detailed information on fishery forecast. The PFZ maps posses the details such as longitude, latitude,

bathymetry, validity date etc. The PFZ maps are disseminated regularly twice a week on every Tuesday and Friday to all fishermen associations and Government organisations through facimile transmission (FAX). The PFZ information consisting of latitude and longitude positions, bearing in degress, distance in km and depth in metres with reference to particular fishing centre are sent through telex/telephone/telegram. This will help small non-mechanised fishery crafts not possessing compass. The following is the list of fishery forecast mailing centres in Karnataka; Co-operative Fish Marketing Federation Ltd.,of D.K.District, Mulihithlu, Mangalore; Deputy Director of Fisheries, Hoigebazar, Mangalore; The Karnataka Purse-Seine *Meenugarara Sangha,* Bunder, Mangalore; The President, Malpe Fisheries Association, Malpe; The President, Gangolli Fishermen Co-operative Society, Gangolli; Karnataka *Karavali Meenugarara Kriya Samiti,* Bunder Road, Gangolli; Purse Seine Boat Union, Bunder, Bhatkal; Purse Seine Boat Union, Tonka, Honnavar; Indo-Danish Fishery Project Tadri; Purse Seine Boat Union Baithkol, Karwar and Co-operative Fish Marketing Federation of U.K.District, Karwar.

Marine Fisheries

Karnataka has made significant progress in the development of marine fisheries. The major thrust has been introduction of a large number of shrimp trawlers, purse-seiners, mechanised gillnet boats and mechanised long-line boats. The motorisation of indigenous crafts has also acquired momentum since last few years.The continental shelf provide rich pelagic and demersal resources. It has been estimated that the total resources with in the continental shelf are about 2,58,600 tonnes.The exclusive economic zone of the State has an area of about 87,000 sq km of which the present area of exploitation is only about 9,000 sq km. The mechanised fishing fleet comprises of 369 purse-seiners,887 gillnetters,56 long-liners, 1,938 shrimp trawlers and 599 others in 1990-91. The non-mechnised boats include 2,274 plank built boats 4,526 dug-out canoes, 72 rampanies, 1,160 pattable units and 3,828 others, the fishing gears operated along the coast are drag nets (967), gillnets(1385), trawl nets (4702),cast nets (6,546), short seiners (218), purse-seine nets(569) and others (7,700). There were 140 ice plants and 46 cold storages with a storage capacity of 1,618 and 1,415 MT respectively,20 freezing plants capable of freezing about 123 tonnes per day with a frozen storage capacity of 2,054 tonnes and cold storage capacity of 1,183 tonnes.There were 8 canning plants and 14 fish meal or pulverizing plants in the State with a capacity of 24.75 and 180.5 Mt respectively,

CHAPTER V

INDUSTRIES AND POWER

As in 1983, the number of factories in Karnataka was 5,602 with fixed capital of Rs.1,94,874 lakhs. The productive capital was Rs.2,90,314 lakhs and the number of factory workers was 3,03,183. The respective figures for the neighbouring states for 1983-84 is given in the table below.

Table No.5.1

Particulars	*Andhra Pradesh*	*Tamilnadu*	*Maharashtra*
Factories	11,837	11,918	14,546
Fixed capital (Rs.lakhs)	2,88,732	3,36,816	7,75,155
Productive capital (Rs.,lakhs)	3,86,200	5,02,769	11,22,838
Workers	6,38,592	6,52,365	9,26,323

Source: Karnataka Prospective Plan 2001- page 210.

As in 1991-92, there were 7,007 factories in Karnataka which mark an increase of 25 per cent over a decade. The road network which has been considerably improved has also made the State to prosper industrially. It has also been pointed out that the exploitation of natural resources in the state is considerable. Karnataka does not conform to the average picture of the neighbouring states. For example our state is relatively less capital intensive. The State's share in the total invested capital in the country was only 4.2 per cent, its share in the net value added was 5.6 percent.

Manufacturing/household industries accounted for 4.10% (against all-India average of 3.47%) of the main workers in Karnataka. Some of the other major industrial states had a lower proportion of main workers in manufacturing (Gujarat 2.43%, Maharashtra 3.62%), though in services these two states had a much higher proportion of main workers at 37.45% and 41.49% respectively compared with Karnataka figure of 30.87%. During this decade, more of institutional investment has been made, compared to the unregistered sub-sectors. However, the total contribution towards manufacturing units has remained

constant, which indicates that investment is more centred on the registered and organised sector than on the unregistered sector.

The economic census 1981 also revealed that there were 7.82 lakh persons employed in establishments using hired labour in the non-agricultural sector in the rural areas of the State. Besides rural artisans in the unregistered manufacturing sector, some small scale units (all of them not registered) are also existing. During this decade 82,480 small scale industrial units with an employment of about 6.37 lakhs have been reported to be registered with the authorities. These are called modern segment of the small scale sector. As in 1988-89, there were 530 large and medium scale units in both the public and private sectors, and in 1992-93 these were 723 with an investment of Rs.6,07.162 lakhs and with an employment of 2,77,457. These include 58 public sector units belonging to the State with an investment of Rs.3263 crores (an increase of Rs.1354 crores in five years). Of the total plan investment, about 55 per cent is in the power sector (Power Corporation Rs.1,197 crores and Electricity Board Rs.574 crores).

More trained technical and scientific man power has been employed in the state by the modern industries.

State Industrial Policy (1983)

A new industrial policy was evolved in the State in 1983, which gave priority to rural industrialisation. The main proposals were (a) to extend due support to nearly 5 lakh skilled rural artisans, (b) to support the processing of local agricultural commodities and animal wastes in order to generate income and employment in rural areas, (c) to pay prior alternative to agro processing, intensive development of wool, edible oil, etc. and (d) to curb the expansion of high tension industries.

In a short span of time, this new policy yielded favourable results. The gains being (a) curbing the growth of power-oriented industries, (b) concentration of medium and large scale industries in and around Bangalore being minimised, (c) a phenomenal growth in the small scale industries, and (d) starting a single-window facility for the speedy disposal of proposals from enterpreneurs for starting industries.

Despite some favourable results, it is argued that there were some marked short-comings in the basic consitituent of the policy. There was no dynamic programme to assist artisan-based industrial network at the rural level, it is said. Relatively, the progress in rural industrialisation was poor compared to the stress laid on it. These rural industrial activities were neglected in recent past when the State was beleaguered by continuous and severe drought. Industrial growth process in the State remained largely Central-initiative-oriented or enterpreneurs' intensive. The urban enterpreneurs, who are fairly well endowed with resources and capabilities make the most of the policy since the attention and resources of the industrial administration continues to be largely concentrated in urban areas.

In order to overcome urban concentration, decentralisation of power has been resorted to by starting Zilla Parishads. However, it will take time for the rural artisans to take advantage of this since the representatives of the decentralised bodies are not well versed with industrial problems and promotion of industries as they are seized with the promotion of agricultural and allied activities. But improvement of roads is sure to add to the infrastructure facilities.

Still the State Industrial Policy 1983 did have its effect on the industrialisation. The following table shows the industries in small scale sector as in 1983, 1987 and 1993 (districtwise).

Table No.5.2

Position of Industries in the State.

Sl.	District	*Position as on 31.3.83*			*Position as on 31.12.87*			*Position as on31.3.93*		
		No. of Units	*Invest-ment*	*Employ-ment*	*No. of Units*	*Invest-ment*	*Employ-ment*	*No. of Units*	*Invest-ment*	*Em ploy-ment*
1.	Bangalore (U & R)	11075 32.40	13634 39.00	136590 35.2	18196 22.1	20532 28.3	174309 27.4	5116 26534	3907.01 39852.01	26258R 240047U
2.	Belgaum	1744 5.1	1692 4.8	14243 3.7	7150 8.7	4899 6.8	35484 5.6	11982	10267.39	54513
3.	Bidar	563 1.6	317 0.9	5090 1.3	1781 2.2	1304 1.8	11746 1.8	3085	4445.20	19209
4.	Bellary	1322 3.9	584 1.7	6355 1.6	3500 4.2	1327 1.8	18306 2.9	5430	2996.64	25516
5.	Bijapur	1076 3.2	455 1.3	11887 3.1	2910 3.5	1686 2.3	20802 3.3	5079	3365.46	30852
6.	Chitradurga	1480 4.3	899 2.6	9827 2.5	3178 3.8	2347 3.2	18798 3.0	5226	6612.31	29875
7.	Chikmagalur	511 1.5	299 0.9	3586 0.9	1504 1.8	800 1.1	8560 1.3	2457	1716.53	12177
8.	Dharwad	2417 7.1	1891 5.4	21829 5.6	7332 8.9	5387 7.4	44476 7.0	11472	11817.97	110712
9.	Dakshina Kannada	2300 6.7	3981 11.4	63064 16.2	5618 6.8	9313 2.8	86907 13.6	9544	15270.81	63659
10.	Gulbarga	793 2.3	578 1.7	7130 1.8	2512 3.0	1428 2.0	14935 2.3	4492	3849.38	25244
11.	Hassan	727 2.1	514 1.5	5133 1.3	1855 2.2	1328 1.8	10831 0.17	8051	2265.23	15725
12.	Kolar	1490 4.4	952 2.7	107722 2.8	3214 3.9	2410 3.3	21766 3.4	5050	5975.83	34736
13.	Mysore	2702 7.9	2436 7.0	20053 5.2	7935 9.6	4981 6.9	49041 7.71	12087	7961.04	72033
14.	Mandya	871 2.5	565 1.6	5474 1.4	1952 2.4	1230 1.7	11700 1.8	3052	2549.61	17156
15.	Raichur	810 2.4	1717 4.9	19065 4.9	2562 3.1	3301 4.6	27893 4.4	4527	6043.02	36432
16.	Tumkur	1352 4.0	1164 3.3	16637 4.3	4467 5.4	4183 5.8	32785 5.1	8169	9023.82	51766
17.	Shimoga	1762 5.2	1874 5.4	12479 3.2	4223 5.1	3894 5.4	22203 3.5	6922	6221.44	32371
18.	Uttara Kannada	745 2.3	474 1.4	8514 2.2	1639 2.0	919 1.3	13588 2.1	2589	2103.25	18555
19.	Kodagu	418 1.2	903 2.6	10436 2.7	955 1.2	1103 1.6	12963 2.0	1543	1518,37	15114
	Total	34158 100.0	34947 100.0	388114 100.0	82480 100.0	72466 100.0	637173 100.0	137407	147262.96	96932950

Source: Karnataka Prospective Plan 2001, Government of Karnataka - Department of Industries and Commerce (Figures in second line give the percentage of the State's total)

Table 5.3

The Small Scale Industries Registered from 1982-83 to 1992-93

Sl. No.	District	No. of SSI Units as on March 83	March 87	March 93
I.	Category A			
1.	Bidar	563	1590	3085
II.	Category B			
1.	Dharwad	2417	6777	11472
2.	Mysore	2662	7203	12087
3.	Raichur	810	2236	4527
III.	Category C			
1.	Belgaum	1924	6307	11982
2.	Bijapur	1116	2707	5079
3.	Dakshina Kannada	2300	5077	9544
4.	Gulbarga	793	2226	4492
5.	Hassan	727	1673	8051
6.	Tumkur	1352	3942	8169
7.	Uttara Kannada	745	1485	2589
IV.	Other Districts			
1.	Bangalore Rural	4251	865	5116
2.	Bangalore Urban	9959	16144	26534
3.	Bellary	1322	3137	5430
4.	Chikmagalur	511	1357	2457
5.	Chitradurga	1480	2872	5226
6.	Kodagu	416	572	1543
7.	Kolar	1490	3003	5050
8.	Mandya	871	1799	3052
9.	Shimoga	1762	3892	6922

Bangalore Urban & Rural districts were bifurcated in Oct.1986

Village Industries

In the Industrial Policy of 1983, the major thrust was the expansion of village industries in the State. As in 1984-85, there were 43,560 registered small scale units with a total investment of Rs.418 crores providing employment to 46 lakh persons. In addition, there were about 2.6 lakh unregistered small scale units providing employment to about 11.7 lakh persons. This unregistered sector faced problems like uncompetitiveness on account of out-moded technology, uneconomic scales of operation, lack of enterpreneural skills, difficulties of ensuring timely and adequate inputs and marketing. In order to overcome these deficiencies, the Industrial Policy resolution of the State gave a major thrust of industrial development during the VIIth plan. It was estimated that the promotional programmes and expansions envisaged by the Industries Department would create additional employment opportunities to 1.9 lakh persons particularly in Khadi and Village Industries and 7.2 lakh in Tiny and Small Scale Industries. The programme consisted of providing work-sheds, technology improvement, assured and timely supply of various inputs and a robust marketing infra-structure. A total outlay of Rs.147.18 crores was set apart for village and small scale industries in VIIth plan. Targets proposed were to establish 25,000 khadi and village industrial units, 60,000 village and small scale units, 12,000 industrial sheds, 5,625 common work-sheds and living-cum-work-sheds, establishment of one Enterpreneurship Development Institute, one Leather Technology Institute and one Handloom Techology Institute.

Karnataka Industrial Area Development Board (KIADB)

Karnataka Industrial Area Development Board is playing a vital role in accelerating the industrial development in the State by providing basic infrastructural facilities such as land, water, power, housing, common facilities etc. This Board will be the nodal agency for development of growth centres at Hassan, Dharwad and Raichur which have been selected in consultation with the Government of India. An exclusive export-oriented Industrial Zone is being developed near Bangalore. Infrastructural facilities for the proposed Mangalore Oil Refirnery and other projects are being planned to be provided at Mangalore. An outlay of Rs.2,400 lakhs has been provided in the VIIIth plan for this.

This board has acquired about 7000 acres of land by December, 1991 and has developed 300 acres of land and has allotted to 345 industrial units. In 1992-93, a sum of Rs.938 lakhs was sanctioned to develop basic amenities and has been utilised for developing by the export Promotion Council at Bangalore and Industrial area in Dharwad. This is a main organisation to provide basic facilities in the 'No-Industry District' of Bidar.

Karnataka State Industrial Investment and Development Corporation (KSIIDC)

This is an agency for promotion of large and medium industries. This corporation provides escort services for the projects cleared in the State level single window agency for speedy implementation of the projects. By the end

of Dec.1992, this corporation has sanctioned Rs.100 crores as loan and has granted Rs.9.00 crores for about 100 projects as Equity. This board also provides escorts service to the industrial establishments sanctioned through single window agency for speedy implementation. Accordingly, 64 proposals have been cleared off by the corporation in 90-91. This is also a nodal agency for the Non-Resident Indian to provide assistance for starting industrial projects.

Karnataka State Electronics Development Corporation (KEONICS)

KEONICS has been working for the promotion of electronic industries in the State by participating in the joint venture and providing infra-structural facilities required for the industry. It has promoted an Electronic City in Bangalore and has proposals to promote such electronic cities in Mysore, Dharwad in association with KIADB. Joint venture companies produce hybrid micro circuits, mini computers, micro processing based systems, printing circuit boards, TV picture tubes (Black and White), telephone instruments and process control instruments.

Government Tool Room and Training Centre

This is one of the premier institutions in the country devoted to technological excellence in the field of tool making. With the introduction of CAD/CAM systems, the capabilities of centre have been enhanced and up graded in tooling and machining areas. A sub centre of GTTC at Mysore is being established with an estimated cost of Rs.1712 lakhs.

Central Institute of Plastics Engineering Technology

Central Institute of Plastics Engineering Techology, Madras has evinced interest in establishing an extension centre at Mysore with an investment of Rs.450 lakhs; of which, Government of Karnataka is investing Rs.225 lakhs.

Enterpreneural Development Institute

This institute has been established at Dharwad with the following objectives: (1) to identify, select, motivate, and develop training potential for local persons in the State, (2) to plan and systematically organise Enterpreneurship Development Programme at various places in the State, (3) to provide technical, managerial and technlogical expertise and know-how to the enterpreneurs, (4) to improve, support and strengthen the existing E.D.P activities in the State and (5) to provide extension service to the trained enterpreneurs and self-employed personnel. An Outlay of Rs.150 lakhs has been provided in the VIIIth Plan. In 1992-93, 381 persons were trained.

Centre for Technology Development.

The Centre for Technology Development at Bangalore has been registered as a society under the Societies Registration Act. The Centre will provide opportunities for the local enterpreneurs for interaction and acquiring new

technologies and also to get the best equipment or instruments for their experiments and research.

Karnataka State Bureau of Public Enterprises

The KSBPE functions in three areas viz., Recruitment and Training of the Executives of the Public Sector Enterprises; Investment Appraisals, Examination of the proposals relating to the investment of Rs.50 lakhs and above of the public sector enterprises, and continuous monitoring of the performance of the public sector enterprises. There are 61 State Public Sector Enterprises in the State which are either statutory organisations or enterprises in which the share of the State Governmnet is more than 51% of the total paid-up share capital.

The different categories of public sector enterprises are :

Development Enterprises	19
Service Enterprises	8
Marketing Enterprises	5
Production Enterprises	22
Companies formed under special statutes	4
Deemed Government companies	3
Total	61

Karnataka State Handicraft Development Corporation

This corporation provides the following facilities to encourage the artisans and artists: 1) Occupational Complex, 2) Raw material depot. 3) Sales through exhibitions, 4) Purchase of ready-made articles, 5) General facility centres, 6) Providing improved equipments and 7) Providing loans through Banks. In 1990-91, this corporation has brought 166 additional craftsmen under its jurisdiction. Training and production centres have been opened at Channapattana, Mysore, Sagar, Kinhal and Navalgund for 248 craftswomen. Under Dutch assistance 380 workshops and houses have been completed.

The Corporation has procured finished goods worth of Rs.126 lakhs from Craft persons and sold goods worth of Rs.485 lakhs (in 1992) and has exported items worth of Rs.70 lakhs.

Karnataka Handloom Development Corporation

This corporation protects the interests of the weavers who are not covered by co-operative sector. KHDC helps the weavers by giving training, by providing improved weaving equipments, and by providing raw materials and also to help marketing the products. In 1990-91, KHDC had brought 654 handlooms under its control. By 1991 March, total was 32,979 handlooms were under the control of KHDC. Total production of cloth was 251.83 lakh metres,

by the end of March 1991. *Sarees* and *panches* are given to green card holders at concessional rate by the corporation.

Karnataka Coir Developoment Board

This board has been formed to produce curled rope and one unit under a joint venture to produce materials made of rubberised coir has also been started at Tumkur. By 1991 March, the Board has given financial assistance to 639 units and has trained 2,022 persons, and by 1992 (Dec.) the corporation has assisted setting up of three coir complex, spinning units and trained 1932 persons.

Add to Part I, page 811 onwards

Sugar Industry

Sugar Industrial Units are existing in the state in three sectors. (1) Co-operative sector, (2) Public Sector and (3) Private Sector. As in 1993, there were 17 sugar factories in co-operative sector, two each in public sector and joint sector and 9 in private sector. Out of a total 30, 29 are working. Belgaum district has maximum number of factories viz. six.

As in 1992, the total sugarcane grown in the state was 180 lakh metric tonnes of which about 50 per cent have been utilised by factories and the remaining has been used to produce jaggery and khandsari sugar. Out of 29 factories working, nearly 56450 metric tonnes of sugarcane is being crushed and by the end of VIII Plan, there is a proposal to increase the crushing capacity to 1,15,200 metric tonnes. The sugar production in Karnataka was 4.99 lakh mts. in 1981-82, 4.90 lakh mts. in 1985-86, 7.60 lakh mts. in 1989-90 and8.93 m.tonnes in 1991-92. It was 91.02 lakh mts in India and 6.60 lakh mts. in the state in 1987-88.

The quantity of sugarcane crushed, sugar manufactured and percentage yield for the years 1989-90, 1990-91 and 1991-92 respectively are as follows: 1989-90 -77.69 lakh mts, 8.05 lakh mts, 10.07%; 1990-91 89.84 mts, 9.02 lakh mts and 10.25%; and 1991-92.25 lakh mts, 10.35 lakh mts and 10.54%.

The procurement price of sugarcane was fixed at Rs.360 per tonne in 1991-92. This fixation is based on the 8.5 per cent return of the sugarcane. There are 65 khandasari units in the State; of which, 23 are functioning (1991-92). These units crush about 9 to 10 lakh m.tonnes of sugarcane producing 60,000 m.tonnes of sugar annually. In 1990-91, out of 15 co-operative sector sugar factories, 12 factories have together obtained a profit of Rs.60,849 lakhs and three factories have suffered a loss of Rs.104.71 lakhs. Out of the four public sector sugar factories three have made profit, and out of 8 private factories four have made profits. A separate Directorate for sugar has been established to look into the administrative as well as financial matters.

Establishment of New Sugar Factories: Government of India has granted letter of intent for the following three sugar factories under co-operative sector: (1) Bhagyalaxmi Sahakari Karkhane Niyamit, Khanapur, Belgaum District; (2) Krishna S.S.K. Ltd., Athani, Belgaum District; and (3) Naranja SSK Ltd. Bidar, Bidar District.

In the State, there is a conducive agro-climatic condition for cultivation of sugarcane. Presently, sugarcane production in the State is around 182 lakh mts in 1992-93 as against 185 lakh mts in 1991-92. Out of the total production, the existing crushing capacity is able to cover 50 to 60% of the cane. On account of this, there is a scope for establishment of new sugar factories. There is surplus sugarcane production in Bijapur, Belgaum, Shimoga, Mandya, Bidar and Mysore district and the State Government has recommended the following 11 proposals to Government of India for issue of letter of intent out of 62 applications received. The 11 proposals recommended are from Mudhol, Terdal, Chikkapadasalagi, Indi (all in Bijapur dist.), Bhalki (Bidar dist) and one in Belgaum tq, all in co-operation sector, and from Haliyal (U. Kannada), Basavana Kalyan (Bidar dist.), Bannur (Mandya dist) Honnali (Shimoga dist) and one in Bijapur dist, all in private sector.

During 1992-93 season, the State had experienced a surplus sugarcane production mainly in Mysore, Mandya, Belgaum and Bijapur Districts. In the interest of the farmers, the sugar factories of Tamilnadu were permitted to take cane from Mandya and Mysore Districts. Similarly, the sugar factories of Maharashtra were permitted to take surplus cane from Bijapur and Belgaum districts. Also the Government waived off Purchase Tax on the sugarcane purchased by the sugar factories of Maharashtra and Goa.

In several cases of the sugar factories, purchase tax dues to the Government have been converted into interest free loan by the Government. The total amount of purchase tax dues converted into interest free loan is Rs.3562.34 lakhs. Out of this, Rs.574.86 lakhs has already been recovered.

Revenue to the State Government from Sugar Industry: (1) Purchase Tax at 8% *ad valorem* on sugarcane pruchases by the sugar factories and khandasari units; (2) Turn-over Tax at 2.5% w.e.f. 1.4.92 on sugarcane purchased by the sugar factories and khandsari units. (3) State share from out of excise duty being levied by Government of India on sugar; (4) Tax on molasses produced by the sugar factories and also tax on alcohol; and (5) Renewal fees paid by the sugar factories and khandsari units.

Sugar Development Fund: On every quintal of sugar being sold by the sugar factories Rs.14.00 is being deducted and passed on to the Sugar Development Fund which is under the custody of Government of India. Out of this fund, Government of India sanctions loan to the needy sugar factories

at 9% interest, for the purpose of sugarcane development and expansion-cum-modernisation programmes.

So far (March 1993) Rs.2859.59 lakhs has been sanctioned to 16 sugar factories and out of it, Rs.1193.73 lakh has already been released for the purpose of sugarcane development.

The following is the list of sugar factories and their crushing capacity in the state (1992).

Sl. No.	*Name of factory*	*Capacity (m.tons.)*
A.	**Co-operative Sector:**	
1.	Aland Co-operative Sugar Factory Ltd. Aland, Gulbarga Dist.	1250
2.	Bidar Co-operative Sugar factory, Hallikhed, Bidar Dist.	2000
3.	Bhadra Co-operative Sugar Factory, Davangere Chitradurga Dist.	1250
4.	Dakshina Kannada Co-operative Sugar Factory, Brahmavar	1250
5.	Doodganaga Krishna Co-operative Sugar Facory, Chikkodi Belgaum Dist.	2000
6.	Ghataprabha Co-operative Sugar Factory, Gokak, Belgaum Dist.	1250
7.	Sri Halasiddanath Co-operative Sugar Factory, Nippani, Belgaum Dist.	1250
8.	Hemavathi Co-operative Sugar Factory, Hassan	1250
9.	Hiranyakeshi Co-operative Sugar Factory, Sankeshwar, Belgaum Dist.	5000
10.	Kampli Co-operative Sugar Factory, Kampli, Bellary dist.	1250
11.	Karnataka Co-operative Sugar Factory, Haveri, Dharwad dist.	1250
12.	Malaprabha Co-operative Sugar Factory, M.K. Hubli	3500
13.	Pandavapura Co-operative Sugar Factory, Pandavapura Mandya dist.	1500
14.	Raibagh Co-operative Sugar Factory, Raibagh, Belgaum dist.	1250
15.	Sri. Sri Rama Co-operative Sugar Factory, Chunchanakatte, Mysore dist.	1250
B.	**Public Sector (Joint Sector) (Working);**	
16.	My Sugar Co., Ltd., Mandya	5000
17.	Mysore Sugar Mills, Bhadravati, Shimoga dist.	2500
18.	Davangere Sugar Works, Davangere, Chitradurga dist	1250
19.	Gangavathi Sugars, Gangavathi, Raichur dist.	1500
C.	**private sector (working)**	
20.	Sri Chamundeshawari Sugar, K.M. Doddi, Mandya dist.	4000
21.	Gowribidanur Sugars, Gowribidnur, Kolar dist.	1250
22.	ISR, Hospet, Bellary dist.	2000
23.	Mahadeshwara Sugar Works, Kollegala Mysore dist.	1250
24.	Siraguppa Sugars, Siraguppa, Bellary dist.	1500
25.	Godavari Sugar Works, Samirwadi, Bijapur dist.	1550
26.	Tungabhadra Sugar Works, Shimoga	2500
27.	Ugar Khurd Sugar Works, Ugarkhurd, Belgaum dist.	5000
28.	Salarjung Sugar Mills, Munirabad, Raichur dist.	NA

NEW INDUSTRIAL POLICY (1993)

The Industrial Policy of 1990 is valid upto 1995. However major structural reforms have been brought about in the economic, industrial and trade policies by the Government of India in the last two years. A congenial atmosphere for industrial development with less hindrance in the form of licensing and locational restrictions has been created. In order to shape the industrial policy and incentive offered in tune with what has been envisaged by the Government of India and what has been prevailing in neighbouring States, a new industrial policy 1993 has been outlined. The salient features are:

1. Re-structuring package of incentives and concessions to promote development of industries in all scales - tiny, small, medium and large.

2. Identifying some taluks as "Developing Areas" to make them eligible for incentives and concessions.

3. Giving special thrust for promotion of Mega Projects which have scope for development of Ancillaries and Down Stream Industries. Projects of Rs.100 crores and above to be given tax concessions and facilities on the merits of each case.

4. Offering capital investment subsidy to tiny and small scale industrial units and sales for extending exemption or deference of sales tax for tiny/small/medium and large industries.

5. Creating Nodal Authority to manage and maintain industrial areas and estates in important locations; this authority has to take care to improve and strengthen power, water supply, and telecommunication facilities in these areas.

6. Infrastructural development agencies of the State namely KSSIDC, KIADB and KEONICS to develop the specialised industrial estates/areas, with full compliment of infrastructural facilities.

7. Conversion of agricultural land to industrial land in identified zones of the respective Municipal/Town Planning Authorities without the prior approval of the Government.

8. It has been proposed to empower the Deputy Commissioner and the Commissioner for Industrial Development and Director of Industries and Commerce to grant urban land ceiling exemption.

9. To strengthen and streamline the Single Window Agency Mechanism, Karnataka Udyog Mitra (KUM) to act as the Secretariat for the Single Window Agency.

10. Developing Industrial townships around Bangalore region in

Kanakapura, Ramanagaram, Tumkur, Doddaballapura, Malur and Kolar.

11. Promotion of exports from the State of electronic goods, software, ready-made garments, leather garments, gems and jewellery, agri-horticultural products including processed foods. Following measures have been proposed with this in view:

i) Setting up of Export Promotion Industrial Park.

ii) Strengthening the Visveswaraya Industrial Trade Centre to function as an effective Export Promotion Organisation.

12. In order to boost the Artisan and Khadi and Village Industries Sector, the products manufactured in this sector are proposed to be exempted from payment of Sales Tax.

In the light of the new industrial policy the definitions of certain terms have been changed as detailed hereunder with effect from July 1993.

1. Tiny Industry: Is one in which the investment in Plant and Machinery is less than Rs.5.00 Lakhs irrespective of the location of the unit.

2. Small Scale Industry: (a) An Industrial undertaking in which the investment in fixed assets in plant and machinery whether held on ownership terms or on lease or by hire purchase does not exceed Rs.60 lakhs. (b) In case of industrial undertaking as in (a) the limit of investment in fixed assets in plant and machinery shall be Rs.75 lakhs provided the unit undertakes to export 30 per cent of the annual production by the end of 3rd year from the date of commencement.

3. Ancillary Industry: An industrial undertaking which is engaged or is proposed to be engaged in the manufacture of parts, components, sub-assemblies tooling or intermediates, or rendering of service and the undertaking supplies or renders or proposes to supply or render not less than 50 per cent of its production of services as the case may be, to one or more other industrial undertaking and whose investment in fixed assets in plant, machinery whether held on ownership terms or on lease or on hire purchase, does not exceed Rs.75 lakhs.

4. Medium and Large Scale Industry: An industrial unit which is not classified as Tiny/SSI shall be classified as Medium/Large Scale Industry.

Textile Policy - 1993

In Karnataka cotton is grown abundantly, with many varieties including Lakshmi, Varalakshmi, Jayadhara, DCH and Hampi Sea Island. Cotton production in the State amounts to 9 lakh bales which is 6.6% of India's

total production and wool production is 3.6 million kgs. But the State has only 44 cotton mills and one million spindles in them in all whereas even neighbouring Tamilnadu State, there are 438 cotton mills and 4.4 million spindles, though the cotton production is less than that of Karnataka. There are 82,000 handlooms and 32,000 powerlooms in the State, which are experiencing the shortage of raw-material. There is an expanding demand for ready made dresses particularly hosiery in the foreign market. In order to promote the textile market, Government of Karnataka is envisaging a new policy to make the textile industry more self reliant. The following are the salient features of the policy:

1) The entire cotton produced in the State must be converted into yarn and cloth in the State itself; 2) To all textile units both in co-operative sector and private sector maximum facilities and encouragement is to be provided with a view to maximise the utilisation of available resources; 3) Take steps to make the handloom industry self reliant; 4) Providing looms to 32,000 loomless weavers, in a period of five years; 5) Helping the modernisation of the looms; 6) Providing good market facilities both to the handloom and powerloom clothes; 7) Utilising the liberalised policy of the Government of India in respect of powerlooms and increasing the area of operation by starting power looms and supplementing this work by starting a powerloom board or Corporation; 8) To start 25 regions having 1000 power looms each in five years with view to provide regular supply of facilities; 9) Establishing processing units with latest technology to improve the export of cloths; 10) Fostering innovations and research in the production of yarn by using non-conventional resources; 11) Establishing textile mill service centres to help research in improving technology and rendering training to textile workers; 12) Amending suitably the existing Cotton Control Act; 13) Arranging scientific grading of cotton; 14) Exempting Sales Tax on diesel used by generators engaged in the processes; 15) Assuring incessant supply of electricity to this industry by moving the K.E.B.; and 16) Establishing yarn banks to assure regular supply of yarn to the weavers.

The area under Mulberry is increasing at the rate of 70 percent per annum and the demand for silk cloth is also increasing both in the local and foreign market. In order to improve the silk industry the following programmes have been envisaged:

1) Encouraging the modernisation of silk reeling, dyeing, twisting, weaving and silk processing units; 2) Increasing the number of power silk looms by providing necessary facilities; 3) Adopting modern technology and computer designs in dyeing and printing silk cloth.

Woolen Weaving :The sheep wealth in the state is around 4.7 million and the annual wool production is 3.6 million kg and the woollen blankets

of the State have a wide market. In order to improve this industry the following programmes have been envisaged :

1) Training farmers to produce good quality wool; 2) Providing assistance for starting units to process raw wool in co-operative and private sectors; 3) Modernising grading, blending, carding and spinning processes of wool; and 4) Providing marketing assistance for the conventional woollen blanket and other products and extending advice to modernise production in view of change in the customers' need.

Ready made dresses and Hosiery

Ready-made dress manufactured in the State are having good marketing potential both in local and foreign markets. Hosiery industry has been started in the State recently, though it has been flourishing in Belguam (Shahpur) beginning with 1920 and there were 115 small units in 1954, producing banians, T-Shirts, Mufflers, Socks etc., Bellary and Bangalore districts are prominent in ready made dress making. In order to improve the latter industry, the following programmes are aimed at :

1) Encourage establishing Ready-made dress manufacturing units in Bangalore, Bellary and other places; 2) Establishing training centres to train ready-made dress makers and hosiery workers; 3) Establishing a Fashion Technology Centre in the State to enlighten the workers about the modern changes in fashion that are taking place in the national and world market; 4) Reducing sales tax on ready made garments to make them available on par with the rate prevailing in neighbouring States.

Add to part I, after 809 State undertakings:

There are 28 companies/Corporations including 5 subsidiaries in the State Public Sector under the Administrative Control of Commerce and Industries Department.The functions and activities of these Companies/Corporations are broadly classified as under :

Financial Promotions and Development: Karnataka State Industrial investment and Development Corporation limited. *Manufacturing and Engineering:* 1). N.G.E.F Limited Bangalore and Hubli, 2) Mysore Paper Mills Ltd. Bhadravathi, 3) Mysore Sugar Company Limited Mandya, 4) Mysore Lac & Paints Works Ltd. Mandya, 5) Mysore Chrome Tanning Company Ltd. Bangalore, 6) Karnataka Vidyuth Karkhane Ltd., 7) Karnataka Implements & Machinaries Co. Ltd. Hassan & Bangalore, 8) Chamundi Machine Tools Ltd., 9) Mysore Cosmetics Limited, 10) Mysore Electrical Industries Ltd., 11) Karnataka Soaps & Detergents Ltd., 12) Mysore Lamp Works Ltd., 13) Karnataka Silk Industries Corporation Ltd., 14) Karnataka Telecom Limited(all in Bangalore).

Development : 1) Karnataka State Small Industries Development Corporation Limited, 2) Karnataka State Handicrafts Development Corporation Limited, 3) Karnataka State Handloom Development Corporation Limited, 4) Karnataka State Electronics Development Corporation Limited, 5) Karnataka Leather Industries Development Corporation Limited, 6) Karnataka State Textile Limited, and 7) Karnataka State Coir Development Corporation Limited.

Mines : 1) Hutti Gold mines Company Limited, 2) Mysore Minerals Limited.

Trading and Miscellaneous : 1) Mysore Sales International Limited, 2) Marketing Consultants & Agencies Ltd., 3) Karnataka Small Industries Marketing Corporation Limited.

Paid-up Capital : The paid up capital of the above 28 companies at the end of 1992-93 was Rs. 21,017.72 lakhs and has been contributed either wholly or jointly by the :1) State Government 2) Central and State Government 3) State Government Financial Institutions and State Government Companies.

Performance of Companies/Corporations

During the year 1991-92, the following Companies/Corporations have earned profits : 1) Karnataka State Industrial Investment & Development Corporation. 2) Hutti Gold Mines Company Ltd., 3) Mysore Sales International Ltd., 4) Mysore Minerals Limited, 5) Marketing Consultants & Agencies Ltd., 6) Mysore Acetate & Chemicals Company Ltd., 7) Karnataka Small Industries Marketing Corporation, 8) Mysore Lamp Works Limited, 9) Karnataka Telecom Ltd., 10) Karnataka Vidyuth Karkhane, 11) Mysore Paints & Varnish Ltd., 12) Mysore Paper Mills Ltd., 13) Karnataka State Small Industries Development Corporation Ltd., 14) Mysore Electrical Industries Ltd., 15) Karnataka State Handicrafts Development Corporation Ltd., and 16) Karnataka Handloom Development Corporation.

The profits earned by these Companies/Corporations are indicated in table No.5.8 The other Companies have incurred loss during the year 1991-92.

MINERAL OCCURRENCE

The investigations conducted in different parts of the State during recent years has revealed the following mineral occurrence and deposits: (i) The sulphide investigation has indicated promising gold deposit in parts of Deodurga Taluk and lithium deposit (spodumence) in Lingasugur Taluk of Raichur District. (ii) Occurrence of titaniferous magnetite as thin lenear patches from Kaiga to Mulemane in Uttara Kannada District and thin bands near Dibbadahalli, H.D. Kote Taluk, Mysore District. (iii) Occurrence of white quartizite,pink granite and black dyke in parts of Soundatti, Deodurga and Lingasugur Taluk of Belgaum and Raichur Districts. (iv) Occurrence of cement grade limestone near Horakeredevarpur, Holalkere Taluk, Chitradurga District. (v) Occurrence

of kyanite bearing quartz in Mallappanahally, Holenarasipur Tâluk, Hassan District and steatite deposit in Bupura, Lingasugur Taluk, Raichur District. (vi) Occurrence of corundum deposits around Parasurampura, Challakere Taluk, Chitradurga District.

District-wise Quarry Leases and Mining Leases in the States as in 1993

Sl.No.	*District*	*Quarry leases*	*Mining leases*
1.	Bangalore (Rural & Urban)	940	32
2.	Belgaum	270	72
3.	Bellary	168	135
4.	Bidar	17	9
5.	Bijapur	173	42
6.	Chickmagalur	77	11
7.	Chitradurga	75	97
8.	Kodagu	17	-
9.	Dakshina Kannada	618	44
10.	Dharwad	93	40
11.	Gulbarga	220	60
12.	Hassan	69	22
13.	Kolar	138	15
14.	Mandya	111	16
15.	Mysore	102	36
16.	Raichur	45	7
17.	Shimoga	234	24
18.	Tumkur	173	51
19.	Uttara Kannada	145	138
	Total	3685	845

The State Government undertaking Mysore Minerals Ltd. has 41 Q.L. Blocks for ornamental stones of different colours.

The Government of India have revised the royalty rates for major minerals during February 1992. With the result, royalty collection from major minerals has substantially gone up during the year and upto end of December 1992, the collection were of the order of Rs. 1,776 lakhs and 715.38 lakhs from Minor and Major Minerals respectively. Yearwise details of the royalty collection from major and minor minerals from 1987-88 are furnished in Table

Table No. 5.7

Revenue from Minerals Royalty Realised (Rs.in Lakh)

Sl.No.	*year*	*Major Mineral*	*Minor mineral*	*Total*
1.	1987-88	529.19	429.56	958.75
2.	1988-89	667.08	580.37	1247.45
3.	1989-90	793.59	610.38	1403.97
4.	1990-91	841.02	729.99	1634.01
5.	1991-92	1212.37	936.68	2149.05
6.	1992-93 (up to December 92)	1776.00	715.38	2491.38 (Provisional)

Source : Directorate of Industries and Commerce

The above figures exclude the royalty collected by the forest Department on minor mineral leases in the forest area.

Table No: 5.8

Profit/Loss of the Public Sector Undertakings coming under the control of Commerce and Industries Department is indicated below

Sl. No.	*Name of the Company/ Corporation*	*Paid up Capital (Rs. in Lakhs)*	*Profit/Loss Made during the the year Rs. in Lakhs (after tax, but before depn)*			*Remarks*
		1992-93	*1989-90*	*1990-91*	*1991-92*	
1	*2*	*3*	*4*	*5*	*6*	
1.	Mysore Paper Mills Ltd.	6,453.00		(+) 2086.00		
2.	KSSIDC	4,174.12	(-) 7.21	(+) 251.00	(+) 275.00	
3.	N.G.E.F	1,000.00	(+) 415. 25	(+) 273.00	(-) 696.44	
4.	Hutti Gold Mines Company Ltd.	266.20	(+) 244.27	(+) 166.00	(+) 1038.21	
5.	M.S.I.L.	60.00	(+) 20.65	(+) 171.00	(+) 74.94	
6.	Mysore Minerals Ltd.	52.51	(+) 53.55	(+) 285.00	(+) 67.06	
7.	Marketing Consultants & Agencies	5.00	(+) 7.74	(+) 13.71	(+) 3.56	
8.	KAVIKA	385.96	(+) 59.24	(+) 84.00	(+) 159.63	
9.	M.A.C.C. Ltd.	647.00	(+) 149.71	(+) 462.00	(+) 2.85	
10.	KSMC Ltd.	141.00	(+) 3.40	(+) 23.56	(+) 5.14	
11.	Mysore Lamp Works Ltd.	136.60	(+) 42.29	(+) 267.00	(+) 123.30	
12.	KSSIDC	1510.86	(-) 9.35	(-) .23.56	(+) 47.29	

1 2	3		4		5		6
13. Mysore Cosmetics Ltd.	15.00	(-)	6.53	(-)	10.85(P)	(-)	10.32
14. KIMCO	485.34	(-)	155.55	(-)	287.00	(-)	324.24
15. Chamundi Machine Tools Ltd.	63.50	(-)	28.11	(-)	23.00	(-)	42.96
16. KS & DL	1763.12	(-)	1230.49	(-)	1394.34	(-)	1026.82
17. KHDC	718.00	(-)	64.45	(-)	10.75	(+)	46.01
18. Mysore Sugar Company Ltd.	273.43	(+)	465.00	(+)	329.73	(-)	17.12
19. KEONICS	655.00	(+)	84.21	(-)	198.00	(-)	74.00
20. KSIDC	233.50	(-)	6.45	(-)	10.75	(+)	3.65
21. Mysore Electrical Industries Ltd.	141.05	(+)	44.87	(-)	85.19	(+)	39.29
22. Mysore Chrome Tanning Company Ltd.	75.74	(-)	74.27	(-)	54.22	(-)	56.41
23. LIDKAR	138.67	(-)	42.90	(-)	59.00	(-)	58.66(P)
24. Mysore Lac & Paints Ltd.	71.65	(+)	34.47	(-)	10.00	(+)	21.72
25. Karnataka Telecom Ltd.	100.00	(+)	126.34	(+)	100.07	(+)	125.18
26. KSCDC Ltd.	92.00	(-)	4.79	(-)	5.00	(-)	1.82
27. Karnataka Textile Pvt. Ltd.,(Mahadeva)	50.00	(-)	149.94	(-)	134.86	(-)	186.41
28. K.S.I.C	1309.47	(-)	498.00	(-)	355.37	(-)	43.03

Source: Director of Industries commerce.

Table.5.9

Number of large & medium scale industries in the State of Karnataka as on 31.3.1993

Sl. No.	Name of the Disrtict	No. of units	Investment Rs.in lakhs	Emploment in Nos
	1	2	3	4
1.	Bangalore (U)	323	1,10,156.13	1,22,404
2.	Bangalore (R)		0	
3.	Belgaum	30	21,885.32	16,960
4.	Bellary	21	19,333.58	8,421
5.	Bidar	16	4,848.25	2,611
6.	Bijapur	9	4,386.09	4,565
7.	Chikmagalur	5	67,743.24	2,638
8.	Chitradurga	26	2,346.49	3,211
9.	Dakshina Kannada	34	23,893.69	7,106
10.	Dharwad	61	12,637.81	9,728
11.	Gulbarga	14	1,93,502.91	10,508
12.	Hassan	5	1,497.61	1,027

1	2	3	4
13. Kolar	13	14,073.82	27,630
14. Kodagu	2	174.01	375
15. Mysore	88	34,442.08	20,020
16. Raichur	22	28,162.86	9,576
17. Mandya	9	6,570.45	5,015
18. Shimoga	15	39,330.63	14,864
19. Tumkur	19	10,612.07	5,199
20. Uttara kannada	11	11,564.58	5,689
Total	723	6,07,16,161.99	2,77,547

Source: Directorate of Industries and Commerce.

Add to Part II, page 844

Technical Consultancy Service of Karnataka (TECSOK)

This agency provides project report, marketing survey and other required assistance to the industrial enterpreneurs. TECSOK participates in many symposia, conference etc. on industries representing the State Government. To assist the women enterpreneurs, a Women's Development Centre has been established. By 1991-92, 217 persons have been trained. Upto 1992-93 the agency has prepared 138 project reports for appraisal for the enterpreneurs involving an investment of Rs.1,800 lakhs and an employment potential of 2,300 persons. There are six district training officers assisting in the District Industries Centres.

Vishwa Programme

This programme named after Sir M.Visveswaraya is aimed to provide productive employment to the rural populace continuously and was launched on 2nd October, 1991. The major thrust is to identify the unemployed and hereditary craftsmen in villages and to provide them employment. By supplying raw materials, providing marketing assistance, the programme is expected to create uninterrupted productive employment and thus strengthen the fiscal base in the rural sector and discourage immigration to urban areas.

As on 31.12.92, the progress achieved by the programme is as hereunder. No. of units - 5403; beneficiaries 60,705; villages covered 1,136; persons under training - 30,848; persons completed training 10,432; value of production Rs.1,965.575 lakhs; sales Rs.1256.585 lakhs. Match boxes, note books, footwear, detergent cake, steel furniture, agarbathi, chalk crayons, phenyle, coirmats, handicrafts items like sandal wood works, Bidriware, etc., are sold under the programme. Exports worth of Rs.7.85 lakhs have been made.

District Industries Centre

District Industrial Centres were established in May 1978 and as in 1992, there were 21 Vocational Training Centres. Besides there is one Rural Training Centre at Hunsur. Training is also imparted in Jayachamarajendra Technical

Institute and Destitute relief Centre by the Department of Industries. The major thrust of this scheme is to provide help at the Pre-investment stage to the rural industries that are in organised and centralised industrial sectors. The Centre has given consent for modernisation of Craftsmen Training Centres as a feed-back programme and to train rural youth for the Central Government's self-employment scheme. An amount of Rs.102.68 lakhs has been provided in the Annual Plan (1991-92).

Artisan Training Institutes

At present there are 21 Artisan Training Institutes with eight branches. In addition the Rural Industrial Development Centre at Hunsur, Chamarajendra Technical Institute at Mysore and the Industrial Training Centres in Bangalore are run by the Department. These institutes enable the craftsmen to adopt modern methods of production and become self employed in rural areas.

The Proposal of having District Industries Training Centres has been approved by Government of India as part of TRYSEM infrastructure. This has been taken up in two phases. In the first phase, the following 9 districts have been selected. 1. Bangalore, 2. Belgaum, 3. Bellary, 4. Chitradurga, 5. Dharwad, 6. Mysore (Hunsur), 7. Mangalore (Moodbidri), 8. Tumkur and 9. Hassan. In the Second phase 7 more DITCs have been sanctioned by Government in the following districts: 1. Bijapur, 2. Bidar, 3. Chikmagalur, 4. Gulbarga, 5. Mandya, 6. Kolar, and 7. Raichur.

Add to part I, page 897:

Handlooms

As on 1990, there were 83,395 handlooms in the State, of which, 10,126 under co-operative fold, 14,395 under corporation fold and 58,874 under private/independent/master weavers. The VII Plan outlay was Rs.5,513 lakhs by way of assistance to weavers both in corporate sector and cooperative sector through Karnataka Handloom Development Co-operative Societies. An outlay of Rs.1,387.50 lakhs has been proposed for the benefit of weavers in VIII Plan. The following are the details of the scheme envisaged in VIII Plan: 1. Construction of living-cum-work-sheds adjoining the houses of the weavers; A grant of Rs.6,000 and Rs.3,000 to living-cum-worksheds and worksheds respectively has been provided; 2. A thrift scheme as a social security scheme with 6% contribution of the weavers and matching contribution of the Government is contemplated; 3. Market development assistance has been introduced in lieu of rebate scheme with an outlay of Rs.2134 lakhs in VIII Plan; 4. Special rebate of 20% for National Expos is being envisaged with an outlay of Rs.500 lakhs in VIII Plan; 5. Modernisation of looms to upgrade the skills of weavers and improving the economic conditions by enhancing the productivity has been planned. The funding pattern is 2/3 for loan and 1/3 grant with 50% matching contribution from Government of India. An outlay of Rs.130 lakhs has been allocated in the VIII plan; 6. Export oriented Silk Project with a target coverage

of 1,000 looms is in progress; 7. Advanced training institutes for handloom weavers at Hubli and Banahatti to train nearly 20,000 weavers is also proposed; 8. Loom coverage for unemployed women to cover 300 women weavers at a total cost of Rs.25 lakhs is contemplated; 9. Karnataka Handloom Development Corporation has been nominated as nodal agency for implementing Janatha Woollen Scheme in the State. The Corporation is taking over the production centres of the erstwhile Intensive Woollen Handloom Development Project run by the Woollen Apex Society. The woollen weavers who intend to resort to modernisation and undergo training are provided these facilities and also supply of input and marketing assistance; it is proposed to create infra-structure by opening production sub-centres with an outlay of Rs.50 lakhs; 10. An export-oriented cotton project at Bhagyanagar, Raichur district to be established with an outlay of Rs.100 lakhs; 11. A detailed survey of handlooms is proposed to be conducted and completed during the VIII Plan period; 12. Training of handloom weavers at Indian Institute of Handloom Technology, Salem by paying stipend has been planned; 13. Interest-free subsidy to Handloom weavers co-operative societies will be extended; 14. Handloom Co-operative Societies are provided assistance under the NCDC scheme by way of grant, loan and investment management training to the secretaries, amalgamation of apex societies, establishment of an Enforcement Cell and introduction of Group Life Insurance Scheme are some of the measures envisaged in the VIII plan.

A proposal to set up training institute for weavers in the State on the lines of the Indian Institute of Handloom Technology, Salem is also on the anvil.

In order to encourage the power loom weavers, share capital assistance was made available and the same facility is being extended in the VIII Plan. Starting of powerloom complexes at Chikodi and Doddaballapur has been proposed.

In 1987, a study was made by the TECSOK (Technical Consultancy Services a Organisations of Karnataka) for establishing powerloom complexes in the State with three pre-loom processing units, 111 weaving units with 600 looms, and one post-loom processing unit at a cost of Rs.640 lakhs.

Directorate of Handlooms and Textiles

This directorate was created as per the suggestions of the Government of India in 1992, to implement various handloom and powerloom developmental schemes with an objective of providing continuous employment to the weavers, upgrading of their skills, to improve their socio-economic conditions through K.H.D.C and Co-operative Societies. During 1992-93, the Co-operative Apex Institutions which were not performing well were amalgamated into Karnataka Co-operative Handloom Weavers Federation Limited, with an intention to cover larger number of weavers under co-operative field. Some of the new schemes of this Directorate as envisaged in Plan for 1992-93 are development of handlooms in village an integrated approach, setting up of

Handloom Technology Institute, Price Fluctuation Fund, to improve the Export Garment Project etc. The Directorate is also contemplating to cover the weavers under unorganised sector, and to lay emphasis in revitalisation of Primary Handloom Weavers Co-operative Societies. The major welfare scheme implemented by the Directorate is Thrift Fund Scheme, Group Insurance Scheme, House-cum-workshed Scheme, Nekarara Ashajyothi Scheme, Maternity Benefit Scheme etc.(See textile policy 1993 in page.198).

The Indo-Dutch project Management Society (IDMPS)

This society on behalf of the Government of Karnataka has prepared the proposals for a Rural Small and Micro Enterprises Development programme and has submitted the same to the Government of Karnataka for considration and for onward transmission to the Government of Netherlands. During 1980, a project entitled"Karnataka Industrial sheds project" was under taken as a part of Indo-Dutch Co-operation activities with the objective of improving the socio-economic situation of the beneficiaries, generating rural employment and diversifying product range and improving their quality. In all, five sectors viz. handlooms, handicrafts,leather, sericulture and small scale Industries were selected. As in 1986 and 1988, there was significant improvement in certain areas, but no improvement in other areas. The programmes under RSMED are to be taken up in Dharwad,Gulbarga, Mysore and Bijapur districts, and the duration of the project is five years from 1990, and total cost is Rs.411.5 lakhs.

SERICULTURE

Karnataka accounts for 60% of the country's total raw silk production. As in 1990, there were about 0.146 million hectares of land constituting one per cent of total cultivable area under mulberry in the State. About 2,94,800 families in about 16,593 villages are engaged in mulberry cultivation and silk worm rearing. The production of cacoon and silk which was 11,800 and 727 tonnes respectively in First Five Year Plan has increased to 57,721 and 6,076 tonnes respectively by 1989. The State is providing the required infrastructural support to sericulturists by establishing 95 silk farms, 77 government grainages, 150 Technical Service Centres, 20 Model Chawki Rearing Centres, 1,700 Chawki Rearing Centres, four training schools, 51 Cacoon Markets, one Mini Silk Exchange with three branches, five filatures, one twisting and weaving unit, nine training-cum-production reeling centres and 21 Mini-filatures. The silk cacoons produced in the State are processed in about 22,329 reeling basins and 26,020 charakas by 11,560 private reelers located in rural areas. Besides, there are about 1,25,000 twisting spindles, 25,000 silk power looms, and 22,722 silk handlooms operated by private enterprises.

The State has achieved a production of 57,271 tonnes of cacoons and 6076 tonnes of raw silk by 1990, with the development plan carried out during VI and VII plan period by implementing the World Bank assisted "Karnataka Sericulture Project". The Sericulture activity which was only in five southern

districts, has now been extended to non-traditional areas covering other districts also. The other achievements by implementing "Karnataka Sericulture Project" are (1) supply of good quality silk worm eggs from Model Grainages, (2) supply of young silk worm rearing in Chawki Rearing Centres, (3) Advice through extension staff on technical service centres.

During the implementation of the "Karnataka Sericulture Project", it was found to take the industry for further improved position and the VIII Plan laid emphasis on the following: (1) To increase the productivity per unit area from 625 kg to 750 kg per hectare in irrigated areas and 200 kg to 230 kg per hectare in rainfed areas. (2) To increase the raw silk production by about 3434 tonnes (total production of about 9510 tonnes per year) as detailed in the table.

Table No.5.10

(Figures in tonnes)

Year	*Cacoon production*	*Silk production*
1990-91	66327	6300
1991-92	65570	6890
1992-93	70957	7685
1993-94	76988	8575
1994-95	82897	9510

In order to achieve these targets, strengthening the seed production organisations like P2 farms, P2 and P1 grainages, Chawki Rearing Centres in seed areas, advisory services, and planting mulberry in an additional area of 22,674 hectares has been planned. (3) To strengthen the processing facilities by credit support to enterpreneurs for establishing charaka and cottage basins for reeling and for establishing twisting and weaving units. (4) To generate incremental employment to about 2.72 lakhs work years. (5) The 13 cold storage plants installed under Karnataka Sericulture Project Phase I would support the production programme for better quality silk worm layings and for processing the silk worm eggs. It has also been programmed to produce 650 metric tonnes of bivoltine silk. All these schemes/programmes are to be implemented during VIII Plan under Karnataka Sericulture Project and through the Second World Bank Project "National Sericulture Project - Karnataka Phase II".

Mulberry was cultivated in 1,49,800 ha in 1990-91 as against 1,32,420 ha in 1985-86 and 1,21,635 ha in 1982-83. Cacoon production was 37,751 tonnes in 1982-83 and 42,673 tonnes in 1985-86. In 1990-91, it was 57,867 tonnes. Silk production for the year 1982-83 was 3279 tonnes and 4300 tonnes in 1985-86. It was 6214 tonnes in 1990-91.

Mysore district leads in sericulture with 57,333 ha under mulberry in 1991-92, but producing only 11,063 mts of cocoons. whereas Kolar district produces 14,767 mts of cocoons in a total area of 24,749 ha and Bangalore Rural district 11,331 mts of cocoons in an area of 20,092 ha under mulberry (see Table No.5.9A)

Table No.5.9A

Table showing Statistics on Sericulture (District-wise) as in 1991-92.

Sl. No.	Name of District	Area under Mulbery (Hects)	No.of Sericultural taluks	No. of Sericultural villages	No. of Sericultural families	No. of grainages	No. of Govt. Silk Farms	Chowki rearing centres	No. of Cocoon Markets	No. of Reelers	No. of Units	No. of Charakas	No. of Basins	Production of cocoons Mts.	Value of cocoons transacted (Rs.Lakhs)	Production of Raw silk (Mts)	Value of Silk (Rs. lakhs)
1.	Bangalore (R)	20092	8	2631	59578	24	12	53	4	4384	7297	7753	11659	11331.57	2115.16	1193	962
2.	Bangalore (U)	2745	3	663	6195	4	1	265	7	254	254	761	12	1154.94	901.72	121	13903
3.	Belgaum	1372	10	409	3697	1	8	24	3	7	7	2	30	244.69	43.47	25	0
4.	Bellary	1023	8	781	1681	1	5	56	3	10	29	24	32	267.77	24.14	28	0
5.	Bidar	315	5	172	728	1	1	24	2	32	32	33	59	47.67	15.82	5	0
6.	Bijapur	1614	11	362	3110	1	3	80	2	46	46	40	154	212.99	39.41	22	30
7.	Chickmagalur	734	7	385	1930	0	2	12	1	18	18	4	100	180.70	9.28	18	-
8.	Chitradurga	3187	9	810	6032	1	4	83	2	76	33	57	37	1193.09	16.18	126	-
9.	Dakshina Kannada	725	8	381	3213	0	2	13	1	8	9	18	12	161.38	19.95	16	-
10.	Dharwad	1458	15	523	2137	2	5	78	4	53	53	34	224	251.32	45.03	27	-
11.	Gulbarga	1484	10	382	2622	0	1	45	1	44	49	45	92	246.62	133.90	26	-
12.	Hassan	4303	8	1282	15358	1	7	47	2	28	28	36	69	1009.13	321.09	107	-
13.	Kodagu	624	3	167	1650	19	1	4	0	-	-	-	-	64.05	10.29	6	-
14.	Kolar	26749	11	3181	59300	8	8	251	9	3672	3982	1765	3965	14767.02	12271.14	1555	1945
15.	Mandya	14738	7	1325	58108	8	3	192	4	122	160	285	101	5405.90	213.00	570	-
16.	Mysore	57333	11	3167	86717	14	14	344	8	2456	2458	8598	8484	11063.00	8645.55	1165	1445
17.	Raichur	669	9	334	1339	1	4	66	6	-	-	-	-	144.22	1.04	15	-
18.	Shimoga	855	9	564	1954	1	1	49	1	100	27	25	75	116.22	25.53	12	-
19.	Tumkur	12347	10	2118	15584	12	13	129	6	241	274	528	69	4028.85	1399.73	425	-
20.	Uttara Kannada	708	11	686	1417	2	0	26	1	9	9	12	15	73.43	90.62	8	-
	Total	153085	173	20323	332350	85	95	1841	61	11560	14765	26620	25389	51965.56	26342.15	5470	18285

Source: Sericulture Department.

Bangalore Urban District:Spun Silk Yarn produced in kgs: 1,09,104; Silk Yarn produced in kgs: 33,059

Apiculture

It is estimated that Karnataka could produce around 20 lakhs kgs. of honey if available resources are fully tapped. It provides part-time job to lakhs of agriculturist families. Bee-keeping development programme in Karnataka is in the hands of several agencies viz. Department of Industries and Commerce, Khadi and Village Industries Commission, Khadi and Village Industries Board and the Bee-Keeper's Co-operative Societies. Kodagu, Dakshina Kannada and Uttara Kannada are the main centres of honey production.

The Bee-keeping industry under the Department of Industries and Commerce has been divided into two zones viz., Karnataka Eastern Zone and Karnataka Western Zone with Headquarters at Bangalore and Madikeri respectively. Steps are being taken to control the Taisac Brood disease.

Table No. 5.11

Districtwise figures of Area under Mulberry, Chawki Rearing Centres, Cocoon production and silk production in the State in 1991

Sl. No.	*Name of the district*	*Area under mulberry*	*Chawki rearing centres*	*Cocoon Production*
		00 hectares	*Numbers*	*tonnes*
1.	Bangalore	28	41	1156
2.	Bangalore (Rural)	201	208	11332
3.	Belgaum	14	32	245
4.	Bellary	10	30	268
5.	Bidar	3	21	48
6.	Bijapur	16	57	213
7.	Chickmagalur	7	22	180
8.	Chitradurga	32	73	1193
9.	Dakshina Kannada	7	12	161
10.	Dharwad	15	77	251
11.	Gulbarga	15	46	247
12.	Hassan	43	51	1009
13.	Kodagu	6	5	64
14.	Kolar	268	286	14767
15.	Mandya	147	190	5406
16.	Mysore	573	250	11063
17.	Raichur	7	63	144
18.	Shimoga	9	48	116
19.	Tumkur	123	87	4209
20.	Uttara Kannada	7	31	74
	Total	1531	1630	51966

List of Medium & Large Scale Industries in Karnataka together with date of establishment as in 1990:

In Bangalore District

Metallurgical Industries. 1) Andhra Steel Corporation, 1972; 2) Bangalore Wire and Rod Mill, 1976; 3) Best & Crompton Engg. Ltd., 1968; 4) Bhoruka Steel Ltd. (N.A.) 5) Brindavan Alloys Ltd. 1973; 6) G.R. Steels and Alloys Pvt. Ltd. 1970; 7) Gemini Steels and Tubes Ltd 1981; 8) Jindal Aluminium Ltd. 1976; 9) K.M.A. Ltd. 1972; 10) Kap Steel Ltd. 1974; 11) Mittal Steel Ltd. 1975; 12) Panyam Cements and Mineral Industries Ltd. (Wire Dn) 1977; 13) Rukmini Steel Industries Ltd 1965; 14) Shetron Metals Ltd., 1984; 15) Shivmoni Steel Tubes Ltd. 1971 16) The India Tin Industries (P) Ltd, 1946; 17) Weldast Steels Ltd., 1972.

Electrical Equipments: 18) Triveni Engineering Works Ltd 1973; 19) AMCO Batteries Ltd. 1955; 20) ASEA Ltd., 1950; 21) Bengal Lamps Ltd., 1971; 22) Bharath Electronics Ltd 1954; 23) Bharath Heavy Electricals (Control Equipment Division) 1948; 24) Deepak Insulated Cable Corporation Ltd. 1964; 25) Electro Carbenium (Pvt) Ltd., 1975; 26) Electronic Research (Pvt) Ltd 1968-27) Ferrite India Ltd - 1972; 28) Guest Keen Williams Ltd -1959; 29) H.G. Resistors (Pvt) Ltd 1982; 30) Hindustan Machine Tools (Electronic Watch Project) - 1981; 31) Karnataka Vidyuth Karkhane Ltd 1933; 32) Kirloskar Electric Company Ltd 1946;33). Kirloskar Systems Ltd.1962; 34) Lakshmana Isola Ltd 1976; 35) Metal Lamp Caps (India) Ltd. 1964; 36) Mini Circuite Ltd - (N.A.); 37) Micropack Ltd. 1984; 38) Mohan Aluminium Ltd 1966; 39) N.G.E.F. Ltd., 1965; 40) N.G.E.F. (AEF) Engineering Co., Ltd., 1970; 41) Rao Insulating Co. Pvt. Ltd. 1962; 42) S&S Bushings Ltd. 1977; 43) Senapathy Whitelay Ltd. 1960; 44) Stumpp Schule and Somappa Ltd. (Electronic Dvn) 1960; 45) The Mysore Electrical Industries Ltd. 1945; 46) The Mysore Lamp Works Ltd. 1936; 47) Trident Electronics Pvt Ltd. 1981; 48) UB-MEC Batteries Ltd.1946; 49) WS Insulators of India 1976;

Telecommunication: 50) British Physical Laboratories India Ltd 1963; 51) Indian Telephone Industries Ltd 1946; 52) Raghunandan Electronics Ltd 1984;

Transportation: 53) Bharath Earth Movers Ltd 1964; 54) Escorts Ltd 1977; 55) Hindustan Aeronautics Ltd 1940; 56) International Coach Builders Pvt Ltd. 1982; 57) KAR Mobiles Ltd 1936; 58) Motor Industries Co. Ltd 1951; 59) San Engineering & Locomotive Co., Ltd 1972; 60) Sipani Automobiles Ltd.1974.

Industrial Machinery: 61) G.R. Engineering Works Pvt Ltd. 1973; 62) Grindwell Norton Ltd 1972; 63) Hind High Vaccum Co. Pvt. Ltd. 1964; 64) Ingersoll-Rand India Ltd. 1977; 65) John Fowler (India) Ltd 1953; 66) Madura Coats Pvt Ltd 1977; 67) Nav Bharath Flange and Allied Industries Pvt Ltd 1983; 68) Prashanth Cylinders Pvt Ltd 1981; 69) Sikka & Sikka Engg. Pvt Ltd. 1971; 70) S.S.S. Engineering Co., Ltd 1981; 71) Stump-Schule Somappa Ltd. (Springs Division) 1960; 72) Usha Martin Industries Ltd 1914.

Machine Tools: 73) Alfred Herbaert (India) Ltd (N.A.); 74) Bharath Fritzwerner Pvt Ltd. 1961; 75) Dynamatic Hydraulics Ltd. 1973; 76) Hindustan Machine Tools Ltd (Horological Machinery Dn) 1974; 77) Hindustan Machine Tools Ltd. (Machine Tools and die-casting Dn) 1953; 78) Hindustan Machine Tools Ltd. (Specialised Watch-case Dn) 1983; 79) Hindustan Machines Tools Ltd. (Watch Factory I & II) 1961; 80) Rewdale Precision Tools Pvt. Ltd. 1982; 81) Wipro Ltd. (Fluid Power Division) 1976; 82) Yuken India Ltd. 1976.

Agricultural Machinery: 83) Karnataka Implements and Machineries Co., Ltd., 1976; 84) Vicon Ltd. 1968; 85) V.S.T. Tillers Tractors Ltd 1967.

Earth Moving Machinery: 86) Larsen Tourbo Ltd. (Bangalore Works) 1975.

Misc. Mechanical & Engineering Works: 87) F.Fibre Bangalore (P) Ltd 1964; 88) Jairamdas Udyog Ltd 1961; 89) Prameela Plastics Pvt. Ltd., 1984; 90) Suman Sugiyama Plastics Electronics Pvt. Ltd., 1972; 91) T.T. (Pvt.) 1955; 92) Widia (India) Ltd.(N.A.)

Industrial Instruments: 93) Fouress Engineering (India) Ltd. 1974; 94) International Instruments Ltd 1958; Karnataka Jewels Pvt Ltd. 1974

Photographic Raw Film and Paper: 96) Monotype India Ltd. 1976.

Chemicals other than Fertilisers: 97) Agromore Ltd. 1960; 98) Asiatic Industrial Gases Ltd 1982; 99) Karnataka Oxygen Ltd 1974; 100) S. Victor Multicore Solder (P) Ltd., (N.A) 101) The Swadeshi Chemicals Pvt. Ltd. 1973; 102) United Oxygen Co. P. Ltd. 1974; 103) Vioryl (india) Pvt. Ltd. 1983.

Drugs and Pharmaceuticals: 104) Astra IDL Ltd. 1981; 105) Eskayef Ltd., 1971; 106) Sk. JL Morrison & Jones (India) Ltd. 1968; 107) Magnesium Products (Pvt) Ltd. 1978.

Textiles: 108) Binny Ltd (Bangalore Woollen and Cotton and Silk Mills 1884; 109) Chandra Spinning and Weaving Mills Pvt. Ltd. 1954; 110) Chamundi Textiles (Silk Mills) Ltd. 1976; 111) Doddabalapur Spinning Mills Ltd. 1976; 112) Gokaldas Garments 1979; 113) Gopalakrishna Textile Mills Private Ltd. 1958; 114) Karnataka Silk Industries Corporation Ltd (taken over in 1981); 115) Minerva Mills (at present unit of National Textiles Corporation) 1925; 116) Mysore Spinning and Manufacturing Mills (at present unit of NTC) 1884; 117) Panchavarna Textile Processing (P) Ltd. NA; 118) Ramachandra Rexine (Pvt.) Ltd., 1983; 119) Ramkumar Mills (pvt) Ltd.1947;120) Sree Srinivasa Textile Processing Ltd 1970; 121) Sree Valliappa Textiles (Unit I & II) 1963; 122) Sri Krishna Spinning and Weaving Mills Pvt. Ltd. 1960; 123) Sri Suryodaya Industries Ltd. 1951; 124) Subhadra Textile Pvt. Ltd.;(NA) 125) T.R. Mills (P) Ltd. 1954.

Fermentation: 126) Amruth Distilleries 1953; 127) Gemini Distilleries Pvt. Ltd. 1970; 128) Khoday Brewing & Distilling Industries Ltd. (Brewery Dn.) 1972; 129) Mysore Breweries Ltd 1970; 130) United Breweries Ltd. 1970.

Food Processing Industries: 131) Bangalore Soft drinks Pvt. Ltd. 1960; 132) Chamundi Roller Flour Mills Ltd. 1973; 133) Elgin Electric Flour Mills 1930; 134) Gayathri Roller Flour Mills 1971; 135) Joy Ice Creams (Bangalore) Pvt. Ltd. 1966; 136) Karnataka State Agro Corn Product Ltd. 1973; 137) Kissan Products Ltd. 1948; 138) Krishna Flour Mills (Bangalore) Ltd. 1977; 139) Kwality Biscuits (P) Ltd. 1963; 140) Maanay Roller Flour Mills Ltd. 1916; 141) Mangharam & Sons 1969; 142) Modern Food Industries Ltd. 1970; 143) Mysore Foods (Pvt.) Ltd. 1965; 144) Seethalakshmi Hall Flour Mills Ltd. 1970; 145) Sri Balakrishna Flour Mills 1935; 146) Sri Venugopal Floor Mills 1928; 147) The National Products 1942; 148) T.T.K. Pharma Ltd. (Food Division) 1985; 149) Agro Extracts Ltd. 1974;

Soaps, Cosmetics: 150) Karnataka Soaps and Detergents Ltd. 1918; 151) Karnataka Consumer Products Ltd. 1962.

Leather: 152) The Mysore Chrome Tanning Co. Ltd. 1940

Ceramics: 153) Bharath Heavy Electricals (Electro Procelains Division) 1932 (merged with B.H.E.L. in 1976); 154) K.H.B. Brick Plant 1971; 155) The Mysore Stoneware Pipes and Potteries Ltd. 1937; 156) The Standard Brick and Tile Co. (Yelahanka) Pvt. Ltd. 1970.

Timber: 157) Mafathlal Plywood Industries Ltd., 1943.

Miscellaneous: 158) Chamundi Granite (Pvt.) Ltd.(NA) 159) Graphite India Ltd. 1973; 160) I.T.C. Ltd. 1912; 161) Ittina Printers Pvt. Ltd. 1983; 162) The Bangalore Printing and Publishing Co. Ltd. (Bangalore Press) 1916; 163) The Mysore Press Pvt. Ltd. 1947.

List of Medium and Large Scale Industries in the State Outside Bangalore District

Metallurgical Industries: 1) Ashok Iron Works Pvt. Ltd. Belgaum, 1973; 2) Indian Aluminium Company Ltd. Belgaum, 1969; 3) Jayhind Engineering, Belgaum 1976; 4) Navakarnataka Steels Ltd. Bellary, 1972; 5) Saroj Alloys and Steels Ltd. Bellary 1971; 6) The Sandur Manganese and Iron Ores Ltd. (Metal Ferro Alloys), Bellary, 1968; 7) Bidar Special Alloy Steel Pvt. Ltd. Bidar, 1983; 8) Impact Tubes Ltd. Bidar, 1982; 9) Vignyan Industries Ltd. Tarikere, 1963; 10) Canara Steels Ltd. Mangalore, 1973; 11) Canara Wire and Wire Products Ltd. Mangalore, 1963; 12) Canara Works Ltd. Mangalore, 1943; 13) Lamina Foundaries Ltd., Karkala, 1981; 14) Karnataka Aluminium Ltd. Mysore, 1979; 15) Rane (Madras) Ltd. Mysore, 1984; 16) Shimoga Steels Ltd. Mysore 1973; 17) Vishnu Forge (Mysore) Ltd., Mysore, 1977; 18) Pearlite Liners Pvt. Ltd. Shimoga, 1974; 19) Visweswaraya Iron & Steel Ltd. Bhadravathi,(1923); 20) Durgi Metalwaras Pvt. Ltd. Sirsi, 1984; 21) The Dandeli Ferro Alloyes Pvt. Ltd. Dandeli, 1955.

Electrical: 22) Kirloskar Electric Co. Ltd. Hubli, N.A. 23) ACC Components and Electronics Pvt. Ltd. Mysore, 1983; 24) Advance Components

and Instruments Pvt. Ltd. Mysore, 1975; 25) Bells Controls Ltd., Mysore, 1983; 26) Geep Industrial Syndicates Ltd. Mysore - 1983; 27) Jay Electric Wire Corporation Ltd. Mysore (N.A.) 28) Larsen and Toubro Ltd. Mysore, 1986; 29) DRR CEE Electronics Ltd. Mysore, 1977; 30) Vijay Wires and Filaments (P) Ltd., Mysore, 1978; 31) Wipro Information Technology Ltd.,Mysore 1982.

Transportation: 32) Automative Axles Ltd. Mysore 1982; 33) Kar Mobiles Ltd. Tumkur, 1984.

Industrial Machinery: 34) BJP Structural (India) Pvt. Ltd., Belgaum, 1982; 35) Mullur Cylinders Pvt. Ltd Belgaum, 1983; 36) Tungabhadra Steel Products Ltd. Bellary Dt. 1960; 37) Mazagon Dock Ltd. Mangalore, 1983; 38) Deepak Insulated Cable Corporation Ltd. Mysore, 1981; 39) Machinery Manufacturing Corporation (Machinery Division), Mysore, 1981; 40) The Triveni Engineering Works Ltd., Mysore, 1976.

Machine Tools: 41) Arun Enginnering Works, Belgaum, 1957; 42) BEMCO Hydraulics Ltd., Belgaum, 1957; 43) Cosmos Watch Industry Pvt. Ltd. Bidar, 1986; 44) Elmeca Works Dharwad, 1969; 45) Precision Tooling Systems Ltd., Dharwad, 1969; 46) Walchandnagar Industries Ltd. TIWAC Division, Dharwad, 1961; 47) Chamundi Machine Tools Pvt. Mysore, 1975; 48) HMT Watch Factory Ltd IV, Tumkur 1977.

Agricultural Machinery: 49) Palson Structurals India Pvt. Ltd. Belgaum 1974; 50) Karnataka Implements and Machineries Co., Ltd., Hassan, 1976; 51) Bharath Earth Movers Ltd., K.G.F., 1964; 52) Panchamal Industrial Corporation, Mangalore, 1964; 52) Karnataka Poly Products Ltd. Hubli, 1983; 54) Diamond Dyed Manufacturing Corporation Ltd. Mysore, 1976; 55) Wiltech India Ltd. Mysore, 1979; 56) Gem Properties Pvt. Ltd., Tumkur, 1985.

Industrial Instruments: 57) Triton Valves Ltd. Mysore, 1977; 58) Indo-Swiss Anti Shock Ltd. Tumkur, 1982.

Fertilizers: 59) Granular Fertilizer Agricultural Products Co-op. Marketing Society, Nipani, 1972; 60) Mangalore Chemical and Fertilizers Ltd. Mangalore, 1966.

Chemicals: 61) Panyam Cements and Mineral Industries Ltd. Hagari, Bellary Dt. 1974; 62) Karnataka Explosives Ltd., Karkala, 1980; 63) Reghoji Industrial Gases, Gulbarga, 1983; 64) Vishal Private Ltd., Shahabad, 1983; 65) Gammon Fertilisers and Chemicals, Belagola (Originally State Undertaking, 1937) 1975; 66) The Mysore Acetate and Chemicals Co. Ltd., Mandya, 1968; 67) KAP Chem. Ltd., Mysore 1983; 68) Mysore Oxygen Co., Ltd., Mysore 1981; 69) Southren Organo Chemicals Ltd.,Nanjangud, 1979; 70) Mysore Petro-Chemicals Ltd., Hegasarahalli, Raichur District, 1969; 71) Vijaya Oxygen Co., Ltd., Hospet, 1983; 72) Asiatic Industrial Gases Ltd.,Nidige, Shimoga Dist. 1973; 73) The Southern Gas Ltd., Bhadravathi, 1978; 74) IBIS Health Aids Ltd. Tumkur, 1986; 75) Ballapur Industries Ltd. Kumta Karwar, 1976; 76) Munirabad

Chemical Co., Munirabad, Raichur Dt. 1972.

Textiles: 77) Gogte Textile Ltd. Belgaum, 1980, 78) Gokak Mills, Gokak Falls, 1885; 79) The Belgaum Co-operative Spinning Mills Ltd., Balekundri, 1961; 80) Bellary Spinning and Weaving Co., Ltd., Bellary, 1962; 81) Jyothi Rexine Industries (P) Ltd. Bidar,1984; 82) The Bagalkot Co-operative Spinning Mills Ltd., Bagalkot, 1961; 83) The Banahatti Co-operative Spinning Mill Ltd., Banahatti, 1975; 84) The Bijapur Co-operative Spinning Mill Ltd., Bijapur 1959; 85). Chigateri Mills, Davanagere 1963; 86) Sree Anjaneya Cotton Mills Ltd. Davanagere, 1962; 87) Sri Chandrodaya Mills Ltd. Davanagere, 1957; 88) Sri Ganesha Textiles Ltd., Davanagere 1946; 89) Sri Jayalaxmi Textiles, Chitradurga, (N.A); 90) Sree Siddeshwara Textile Mills Pvt. Ltd. Davanagere, 1959; 91) Sree Yellamma Cotton, Woollen and Silk Mills Davanagere (Now under NTC) 1972; 92) The Davanagere Cotton Mills Ltd., Davanagere, 1964; 93) Baliga Exports Pvt. Ltd., Udupi, 1984; 94) Mahadev Textile Mills, Hubli-1898; 95) The Gadag Co-operative Textile Mills Ltd Hulkoti,1972. 96) Mahaboob Shahi Kulbarga Mills, Gulbarga (now under NTC) 1885; 97)ARCO-Spun Silk India Ltd., Chikballapur,1980, 98) Spun Silk India Ltd Chikballapur,1980. 99) CSI Fabrics (P) Ltd. Nanjanagud, 1985, 100)Dunford Fabrics, Mysore, 1985; 101) Government Silk Twisting and Weaving Factory, Kollegal 1953; 102) Government Silk Weaving Factory (Mysore), 1932; 103) Kumarvel Textiles Ltd., Periyapatna 1979; 104) Sree Meenakshi Sundaram Textiles Ltd., Hunsur, 1976; 105) Sridevi Textiles (P) Ltd., Chamarajanagar 1981; 106) Velan Textiles (Pvt) Ltd., Chamarajanagar,1981 107) The Co-operative Spinning Mills Ltd., Raichu,1961; 108) Tungabhadra Fibre Industries Ltd., Munirabad, 1984

Papers: 109) Sri Ghataprabha Paper and Boards Ltd. Belgaum, 1977; 110) The Mandya National Paper Mills Ltd., Belagola-Mandya Dt. 1962; 111) Ramagopal Paper Mills (Pvt) Ltd., Nanjangud, 1979; 112) The South India Paper Mills Ltd., Nanjangud, 1959; 113) Tungabhadra Pulp and Board Mills Ltd., Munirabad, 1979; 114) The Mysore Paper Mills Ltd., Bhadravati, 1936; 115) Manaylux Papers and Boards Pvt. Ltd. Yediyur, Kunigal Tq. 1981; 116) The West Coast Paper Mills Ltd., Dandeli, 1955.

Fermentation: 117) Pampasar Distillery Ltd., Chitwadgi, Bellary Dt. 1946; 118) Somaiya Organo Chemicals Ltd., Someervadi, Bijapur Dt. 1984; 119) Kasutri Foods and Chemicals Ltd., Mysore, 1964.

Food Processing: 120) Dempo-Dairy Industries Ltd., Asongi, Bijapur Dt. 1979; 121) Lakshmi Flour Mills, Davanagere, 1968; 122) Mangalore Roller Flour Mills, Mangalore, 1975; 123) Annapurna Roller Flour Mills Pvt. Ltd., Hubli, 1969; 124) Karnataka Co-operative Milk Producers' Federation Ltd., Dharwad, 1984; 125) Sri Renuka Roller Flour Mills, Devarayapatna, Tumkur, 1980.

Vegetable Oil: 126) Mahanth Oil Industries Pvt. Ltd., Belgaum, 1978; 127) HRG Oil Industries (P) Ltd., Hospet, 1976; 128) Sonda Vegetable Oil

Pvt. Ltd., Bellary, 1982; 129) Bramhappa Tavanappahavar Pvt. Ltd., Davanagere, 1946; 130) Ravi Vegetable Oil Industries, Davanagere, 1956; 131) Ganga Oil Industries Pvt. Ltd., Hubli, 1984; 132) Sangam Solvent Extracts Ltd., Kumarapatna, Dharwad, 1978; 133) The Co-operative Oils Ltd., Gadag, 1959; 134) The Farmers Co-operative Oil Seeds Processing Society Ltd., Binkadakatti-Gadag, 1973; 135) The Modern Mills Ltd., Hubli, 1952; 136) Habib Oil Mills Pvt. Ltd., Srirangapatna, Mandya, 1984; 137) Habib Solvent Extracts Pvt. Ltd., Srirangapatna, Mandya, 1979; 138) Sri Gajanana Rice & Oil Mills Ltd., Mysore, 1944; 139) Ajay Oil Industries (P) Ltd., Hospet, 1958; 140) Ajoomal Lilaram Oil Mills, Raichur, 1958; 141) D. Chandrakanth Bros Oil Mills, Raichur, 1975, 142) Faruk Anwar Company, Raichur, 1945; 143) Karnataka Agro Proteins,Raichur, 1975; 144) Navabharat Oils Private Ltd., Raichur, 1983; 145) Raichur Solvents Ltd., N.A.; 146) Siddanganga Oil Extractions Pvt. Ltd. Tumkur, 1974.

Soaps: 147) Karnataka Soaps and Detergents Ltd., (Sandalwood Division) Shimoga, 1980

Rubber Goods: 148) Supreme Rubber Reclaimers Ltd., Mangalore, 1978; 149) Falcon Tyres Ltd., Mysore, 1975; 150) Vikrant Tyres Ltd., Mysore, 1973; 151) Bangalore Rubbers Ltd., Tumkur, 1984.

Ceramics: 152) Bageshpur Stoneware Pipe Factory, Bageshpur, Hassan Dt. 1983; 153) CARBO-Ceramics Ltd., Mysore, 1981.

Cement: 154) Bagalkot Udyog Ltd., Bagalkot, 1955; 155) Lokapur Cements Pvt. Ltd., Lokapur, Bijapur Dt. 1979; 156) Lakhandavala Cements (Pvt) Ltd., Ittigehalli, Chitradurga Dist. 1981; 157) Shiva Minerals and Cement Industries Pvt. Ltd., Kanchipura-Chitradurga Dt. 1982; 158) Veda Cements Ltd., Madadakere, Chitradurga Dt. 1978; 159) Southern Asbestos Cement Ltd., Karur, Ranebennur Tq. 1974; 160) Bangalore Cements Pvt. Ltd., Shorapur, 161) Cement Corporation of India (Kurkuna Cement Factory) Sedam, 1972, 162) Karnataka Cement Ltd. Chittapur, 1980; 163) Karnataka Infrastructures Pvt. Ltd., Gulbarga, 1982; 167) Rajashree Cement, Gulbarga, 1984; 168) The Associated Cement Companies Ltd., (Shahabad Cement Works), 1926; 169) The Associated Cement Companies Ltd., (Wadi Cement Works), Gulbarga, 1968; 170) Vasavadatta Cement-Sadam, 1983; 171) Mysore Cements Ltd., Ammasandra, Tumkur, 1958.

Timber: 172) The Indian Plywood Manufacturing Co., Ltd, Karkala, 1971; 173) The Indian Plywood Manufacturing Co., Ltd., Dharwad, 1954; 174) Veneer Mills, Mysore, 1958; 175) The Indian Plywood Manufacturing Co., Ltd., Talaguppa, Shimoga Dt. 1965; 176) Karnataka State Veneers Ltd., Siddapur, Uttara Kannada, 1974; 177) The Indian Plywood Manufacturing Co., Ltd., Dandeli, 1945.

Miscellaneous: 178) Tungabhadra Minerals Ltd., Toranagallu, Bellary Dt. 1971; 179) Donimalai Iron Ore Mine, Bellary Dt. 1969; 180) Gemini Graphics

Pvt. Ltd. Bidar, 1984; 181) Kudremukh Iron Ore Co., Ltd., Kudremukh, Chikmagalur, 1976; 182) The Hutti Gold Mines Ltd., Ingaldhal, Chitradurga, 1966; 183) Canara Security Press Ltd., Manipal 1982; 184) Dev Fisheries (Pvt) Ltd., Mangalore, 1983; 185) Mangalore Trading Association Pvt. Ltd. Mangalore, 1900; 186) Manipal Power Press, Manipal 1941; 187) Manipal Printers and Publishers Ltd., Manipal 1941; 188) Manipal Prakashana Pvt. Ltd., Manipal; 1982; 189) Manipal Security Press, Manipal, 1984; 190) The Canara Printing & Publishing House Pvt. Ltd, Mangalore; 1938; 191) Kalyadi Copper Unit, Kalyadi, Hassan, 1976; 192) Ornamental Granite Processing Factory, Kattihally, Hassan District, 1986; 193) Bharath Gold Mines Ltd.,Oorgaum,K.G.F. Before 1900; 194) HIFAME Private Ltd., Mysore, 1977; 195) Hutti Gold Mines Co., Ltd., Hutti Post, Raichur, 1947; 196) Aradhya Hitech Printing Pvt. Ltd., Tumkur 1985; 197) News Print Factory, Bhadravati.

Hindustan Machine Tools Ltd., Bangalore: HMT established in 1953 with authorised capital of Rs.12 crores increased to Rs. 50 crores and in 1992 it was 100 crores. The value of goods produced in 1955 was Rs. 5.48 lakhs, with 617 employee, in 1981; it was Rs. 88,052.02 lakhs with 27,615 employees in 1992. The subsidiary companies of HMT are the HMT (International) Limited; the HMT Bearings Ltd, and the Praga Tools Ltd. The subsidiary exported goods and technical services amounted to Rs. 4642 lakhs in 1991-92 in HMT (International) Limited. HMT Bearings Limited achieved a turnover of Rs. 3856 lakhs with net profit of Rs. 340 lakhs in the same year. The Praga Tools recorded a turnover of Rs. 4694 lakhs.

Wheel and Axle Plant, Bangalore was commissioned on 15th Sept. 1984 at a cost of Rs. 146 crores. The plant has unique features incorporating the latest designs and technology in the manufacture of Wheels. The technology is unique in Asia. At the time of installation the estimated capacity was 56,700 wheels and 23000 axles. With the introduction of productivity linked incentive scheme in 1990, the plant capacity has been fixed at 67,500 wheels and 35,250 axles. In 1991-92, 69,887 wheels and 43,470 axles were manufactured costing to Rs. 152 crores. As there is a substantial gap between the requirement of wheels and axles for Indian Railways and the actual production capacity available in the country, an augmentation scheme for expansion of wheel and axle plant to 90,000-95,000 wheels and 51,200 axles at a cost of Rs. 41.05 crores is in the offing. The turnover of the plant in crores of rupees since 1984 is given as below: 1984-85 - 7.24; 1985-86 - 36.74; 1986-87; 79.93; 1987-88 77.30 1988-89-7.07; 1989-90-79.20 1990-91-93.63;-1991-92 - 151.91 and 1992-93 (upto Jan 93) - 146.09.

The plant is headed by a General Manager who is assisted by various 'Heads of Departments' and other managers. The strength of staff was 2,015 in 1992-93. The plant is spread over an area of 291 acres of land with a colony of 651 quarters and a 30-bed hospital.

Central Power Research Institute, Bangalore: was established in 1960 with an objective to serve as a national laboratory carrying out applied research in electrical power engineering besides functioning as an independent National Testing and Certification Authority for electrical equipment and components, to ensure reliability and improve, innovate and develop new products. CPRI has number of laboratories and facilities some of which are unique in the country. The Institute is fully equipped to meet the testing, certification, research development and consultancy needs in the area of electrical power systems for utilities and industries. The institute has several research laboratories and testing installations engaged in different specialised fields. The Head Office and main unit Central Research and Testing Laboratory are at Bangalore. The other centres are Bhopal, Muranagar (U.P.), Hyderabad, Nagpur and Thiruvananthapuram.

Add to part I, page 858

POWER

Energy consumption and demand for energy has become exponential in view of the acute imbalance that developed in the power sector. The strategy in respect of power in VII Plan had to be in the direction of diversification and introduction of quick-yielding power projects became imminent. The highest financial priority was given for setting up medium-sized diesel sets and gas turbine sets which have short gestation periods. Besides three mini hydel schemes, a Multi-fuel Thermal Project (coal and oil based) at Mangalore were also planned to be established.

The Government formulated a tentative package consisting of the following measures: (1) Permitting to set up captive hydro plants subject to the payment of royalty, lease, rent etc. (2) Permitting to set up captive plants subject to the payment of royalty. Hydro-electric projects beyond 100 MW was reserved for the State Government.

The power transmission and distribution system is described as characterised by several weaknesses. There are heavy line losses, frequent load shedding and variation in voltage. At the end of VII Plan power generation was 11,108 MW whereas, the demand was 19,756 MW leaving a gap of nearly 8,648 MW. The total import of power and contribution from Central Power sectors amounted to 3,180 MW. It is estimated that the energy demand position in the State by 1996-97 would be about 24,000 MW as per the 14th Survey report.

With a view to meet the acute shortage of power in the State, it was programmed to set up medium-sized diesel sets whose gestating period is less. It was proposed that the total energy with the commissioning of those sets would be around 420 MW.

In order to meet the power demand Government of India was also pursued to expedite laying of gas grid along the coastal line for utilising the associated gas from Bombay High as well as gas pipes from Southern Region for generation of power. Apart from tapping electrical energy from conventional sources, like hydro, thermal, nuclear services, efforts to tap electrical energy from non-conventional sources like wine, solar and wave energy were also made. Initially generation of electricity from wind power was explored. The preliminary survey revealed that the Kappatagudda near Gadag was having a wind source over a belt of 28-30 km. long.

By installing a number of wind mill generators at regular intervals over the entire belt of 30 km, it was estimated that an installed capacity of 100 MW with an annual yield of 200 MU would be possible. Though this proposal was there at the beginning of the VII Plan, it is yet to be commissioned.

The year-wise plan allocation and actual expenditure including surveys and investigations from 1985-86 to 1989-90 are as follows:

Table No.5.12

Year	*Plan Allocation Rs.in corores*	*Expenditure Rs.in corores*	*Creation of installed capacity in MWs/*
1985-86	87.05	87.23	2220 (upto 84-85)
1986-87	110.67	81.32	-
1987-88	139.65	72.43	-
1988-89	132.75	118.40	-
1989-90	173.90	132.12	115
As on 1-4-90	644.02	491.20	425 2645 MW

The programme for VII Plan was to add 581 MW of installed capacity; of this 210 MW were to be from the 2nd unit of Raichur Thermal Power Station; 100 MW from Supa Dam Power House in Kalinadi Stage I; 239 MW from Varahi Hydro Electric Project; and 32 MW from Ghataprabha Dam Power House. There was a short fall of 156 MW during the VII Plan. By the end of VII Plan the installed capacity was 2645 MW. During 1990-91, 2nd unit of Varahi underground power house was commissioned. Third unit of Raichur Thermal Power Station was synchronised on 30th March 1991. By Oct. 1991, the total installed capacity was 3013.4 MW with corresponding energy of 13,665 million units per annum.

The following were the projects completed by 31-3-1991:

1. Kalinadi Hyrdo-Electric Project Stage II: The project is located in Uttara Kannada district. Six units of 135 MW each at Nagjhari power house

and two units of 80 MW each at Supa Dam Power House are under operation. The total installed capacity is 910 (810+100) MW with average annual energy generation of 3350 M. Units.

2. Kalmala Mini Hydel Scheme is the first mini project to be commissioned. It was synchronised on 24-1-90 and it is under operation. The installed capacity is 0.4 MW and the average annual energy generation is 2 M. Units.

3. Varahi Hydro Electric Project in Shimoga district consists of a main dam, pick-up dam, 11 saddle dams, a forebay dam, an inter-connecting channel, water conductor system, underground power house and Mini Dam Power House. The installed capacity is 239 (230+9) MW and average annual energy generation of 1,100 M.Units.

4. Kalinadi Hydro Electric Project Stage II: (a) Kodasalli Dam Power House - in Uttara Kannada district is having an installed capacity of 120 MW with energy generation of 512 MU. The approximate cost is Rs.14,366 lakhs. The probable date of commissioning is Dec.1994. (b) The Kadra Dam and Power House is in Uttara Kannada district consisting of Dam Power House with installed capacity of 150 MU with energy generation of 670 M. Units. The estimated cost is Rs.17,414 lakhs and probable date of commissioning is Dec.94.

5. Ghataprabha Dam Power House is in Belgaum district with an installed capacity of 32 MW with energy generation of 143 M. Units.

6. Gersoppa Hydel Project in Shimoga district, with an installed capacity of 240 MW with energy generation of 600 MW. The estimated cost is Rs.232.00 crores and probable date of commissioning is 1995.

7. Mini Hydel Schemes: Ganekal (1 x 0.35 MW), Sirur (1 x 1 MW) and Mallapur (2 x 45 MW) in Raichur district with energy generation of 58 MU. The Mallapour and Ganekal are to be commissioned.

The following are the power projects in operation in the State as in 30-4-1993:

Sl. No.	*Particulars*	*No. of units of each in M/W*	*Total installed capacity M/W*	*Avg. Annual energy - generation in M. Units*
I.	**Sharavati Basin:**			
1.	Sharavathi generating station.	7 x 103.5 + 3 x 89.1	991.8	4380
2.	Mahatma Gandhi Hydro Electric Station (KEB Owned)	4x18 + 4x12	120	200
3.	Linganamakki Dam Power House.	2x275	55	250
4.	Diversion Schemes to Linganamakki Dam Reservoir.			
	Chakra and Savehaklu	-	-	508
II.	**Kalinadi Basin:**			
1.	Nagajhari Power House	6x135	810	
2.	Supa Dam Power House	2x50	100	3350
III.	**Varahi Basin:**			
1.	Varashi Under Ground Power House.	2x115	230	1060
2.	Mani Dam Power House	2x4.5	9	40
IV.	**Cauvery Basin:**			
1.	Shivasamudram Power House (KEB Owned)	6x3 + 4x6	42	140
2.	Shimsha Power House (KEB owned)	2x8.6	17.2	130
V.	**Tungabhadra Basin:**			
1.	Munirabad Power House.	3x9	27	95
2.	TB Dam Right Bank Power House (20% of 36 MW)	4x9	7.2	55
3.	Hampi Power House	4x9	7.2	
4.	Kalmala Mini Hydel Scheme.	1x0.4	0.4	2
5.	Bhadra Dam left Bank Power House.	2x12 + 1x2	26	
6.	Bhadra Dam Right Bank Power House.	1x7.2	7.2	45
7.	Ghataprabha Dam Power House.	2x16	32	143
8.	Shivapur Hydro Electric Project (Private Sector - Bhoruka Steel)	2x9	18	114
9.	Sirwar MHS	1x1	1	5
VI.	**Diesel sets at Yelahanka**	1x20	20	120
VII.	**Raichur Thermal Power Station**			
1.	State I Unit 1 & 2	2x210	420	2300
2.	State II unit 3	1x210	210	1150
	Total		3151	14087

Out of total generation 79% i.e., 2501 MW is of Hydra, 20% i.e., 630 MW is of Thermal 1% i.e., 20 MW is of Diesel.

Karnataka Power Corporation:	2892.4 MW (91.8%)
Karnataka Electricity Board	240.6 MW (7.6%)
Private	18 MW (0.6%)

Table No. 5.14

The following are the future power projects in Karnataka.

Sl. No.	*Particulars*	*No. of Units and capacity of each*	*Installed capacity MW*	*Annual energy generating capacity in* M Units
1		2	3	4
KALINADI BASIN				
1.	Kalinadi Stage II Dandeli Dam Power House	2x30	60	212
2.	Kalinadi Stage III	2x200	400	1100
NETRAVATHI BASIN				
3.	Sarpadi Barrage Power House	3x30	90	215
4.	Netravathi Barrage Power House	2x30	60	150
5.	Kumaradhara Barrage Power House	3x16	48	236
6.	Gundia High Head Scheme	2x120	240	770
7.	Kumaradhara High Head Scheme	2x50	100	330
AGHANASHINI BASIN:				
8.	Aghanashini Project	4x150	600	2000
9.	Bennehole Scheme	1x50	50	210
MAHADAYI BASIN				
10.	Kotni Dam Power House	2x10	20	
11.	Tailrace Dam Power House	2x125	250	828
12.	Krishnapur Underground Power House.	2x150	300	
CAUVERY BASIN				
13.	Shivasamudram Seasonal Scheme	2x135	270	1590
14.	Mekedatu Scheme	2x180	360	722
KRISHNA BASIN				
15.	Tamanakal Scheme	4x200	800	2500
16.	Krishna Barrage PH	3x9	27	96
17.	Bheema River Scheme	2x60	120	293
VARAHI BASIN				
18.	Varahi Stage II	2x15	230	-

1	2	3	4
19. Varahi Irrigation Dam Power House	2x20	40	150
BARAPOLE BASIN			
20. Barapole Hydel Scheme	3x200	600	1300
Mini hydel schemes diversion schemes Katta, Palna and other diversion schemes to Supa reservoir.	-	-	200
Diversion scheme to Linganamakki, Talakalale and Chakra reservoir.	-	-	400
THERMAL POWER			
21. Raichur Thermal Power Station - Stage III, Unit 5	1x500	500	2675
22. Vijayanagar Thermal Plant (Hospet) Stage I & II	3x500	1500	8025
23. Mysore Thermal Plant Stage I & II	-	160	320

(Source : Karnataka Power Corporation, Bangalore)

It is programmed that by the end of VIII Plan, the power position in the State will be 4320 MW (addition of 1140 MW by KPC and 120 MW by KEB) and 18,879 M units of energy. Energy is the core sector and the ivestment made in this sector generates direct and indirect employment in all spheres. During the construction of Power projects the direct employment generation is 1,70,668 thousand man-days during VIII Plan and 26,235 man days in 1993-94.

Energy transmission and distribution

Transmission technology is developing at a fast rate and adoption of new technology to suitable long term requirement is inevitable. During the period from 1985-86 to 1989-90, the expenditure for transmission and distribution was Rs. 60.63 (in crores), (1985-86), 67.20 (1986-87), 75.64 (1987-88), 87.51 (1988-89) and 88.89 (1989-90). The total allocation proposed in VIII Plan is Rs.1,100.09 crores. The broad investment thrust has to provide sufficient generating capacity from new generative projects likely to be available during VIII Plan and to improve the reliability and quality of power supply by providing sufficient sub-station capacity and associated transmission and distribution system network. It has been contemplated to bring down the transmission and distribution losses during the VIII Five Year Plan to 18% by the end of the plan period, by providing reactive compensation to an extent of 600 MVAR. The programme of bringing down is as follows: 1993-1994-18.4%, 1994-95 - 18%. In spite of many constraints the major achievements during the decade (1982-1992 in respect of transmission lines and substations are the following):

1. Execution of 90 kms long-first 400 KV DC transmission line from Talaguppa to Shimoga.

2. Looping in and looping out 400 KV. Nagarjunasagar - Munirabad SC line through Raichur Thermal Power Station.

220 KV. Transmision lines.

1.	Shimoga - Mysore SC on DC Towers 220 ckt kms in 1985-86		
2.	Hoody - Gowribidanur ckt kms	SC.84	85-86
3.	R.T.P.S - Raichur 16 ckt kms		86-87
4.	RTPS - Munirabad 200 ckt. kms		86-87
5.	LI, LO Peenya - Singarpet line at Subramanyapura DC - 1.29 ckt kms.		86-87
6.	Hubli-Mhalingapur SC. 130 ckt. kms		86-87
7.	LI-LO Peenya-Mysore at somanahali DC 6 ckt. kms		87-88
8.	Peenya to Tap point on Peenya-Hoody Line 7 ckt. kms		87-88
9.	Hoody-Malur SC. 25 ckt. kms		87-88
10.	Malur-Kolar SC. 26 ckt. kms		88-89
11.	Peenya-Singarpet 14 ckt.km.		89-90
12.	NTPC - Lingapur DC 8.5 ckt.		89-90
13.	Davanagere - Gowribidanur 215 ckt.		89-90

220 KV Stations

1.	Additional 110 MVA 220, 66 KV at Hootagalli, Mysore	85-86
2.	Raichur INMVA - 220 10 KV	86-87
3.	Subramanyapura 100 MVA - 220 66 KV	86-87
4.	Somanahalli 110 MVA 220, 66 KV	86-87
5.	Gowribidanur - 50 MVA, 220, 66 KV	86-87
6.	Davanagere 1x100 MVA, 220, 66 KV (replacement)	86-87
7.	Mahalingapur 100 MVA, 220, 110 KV. Transformer	86-87
8.	Gowribidanur Transformer - 2nd 50 MVA 220, 66 KV	86-87
9.	Mahalingapur 2nd 10 MVA 220, 110 KV	87-88
10.	Kolar 100 MVA, 220, 66 KV Transformer	87-88
11.	Subramanyapura - 2nd 100 MVA	89-90
12.	SRS Kavoor 3rd 100 MVA	89-90

The new 100 KV stations commissioned with associated transmission lines are Gangavathi, Turuvekere, Hukkeri, Bidar (Chidri), Pattar, Bijapur, Udupi, Karwar, Banavara, Ranebennur, Karjagi, Jamkandi, Ambewadi, Bellary South, MK Hubli, Mudhol and Naregal.

The physical achievement during the period under various sectors are as given in the table.

Table No. 5.15

Sl. No.	*Voltage MVA*	*Transmission lines C.Kms*	*Sub stations New MVA*	*Sub stations Modifications*
1.	220 KV	953.5	700	340
2.	110 KV	407.50	250	371
3.	65 KV	389	238.6	170.9
4.	33 KV	859.5	254	110

The percentage of transmission and distribution losses in the system from 1985-86 to 1989-90 are as follows: 1985-86 - 22.79%; 86-87 - 22.85%; 87-88 - 21.07%; 88-89 - 20.00%; 1990-91 - 19.6% and 1991-92 - 19.3%;

The number of new installations serviced are:

1985-86 - 267,709; 1986-87 - 2,64,355; 1987-88 - 2,76,222; 1988-89 - 2,73,693; 1989-90 - 2,79,650; 1990-91 - 2,84,504; and 1991-92 - 3,00,000.

Katnataka has achieved 100 per cent village electrification in the decade. The details are given in table.

Table No. 5.16

Rural Electrification Programme

Sl. No.	*Details*	*1985-90*	*1990-91*	*1991-92*
1.	Electrification of hamlets	2009	186	400
2.	Harijan Basthis	3187	295	600
3.	Tribal Colonies	193	34	50
4.	Bhagyajyothi schemes	1,42,166	7,383	20,000
5.	Energisation of pumpsets	2,29,883	10,138	60,000

Master Plans for cities viz., Bangalore, Mysore, Hubli, Dharwad, Belgaum, Mangalore, Gulbarga, Bellary and Davanagere have been formulated with a view to meet the load growth upto 2000 A.D. and to ensure a reliable and uninterrupted power supply and to reduce the losses in the system. The Yelahanka Diesel generating set is installed at the beginning in this Plan.

During the VIII Plan, it is proposed to instal 37,000 bio-gas plants, 50 institutional/community/bio-gas plants, 6,00,000 improved wood burning stoves for augmenting the power position. The investment thrust in the VIII Plan period are 1) to provide sufficient new evacuation capacity from new generation projects, 2) to provide necessary sub-station capacity and transmission and distribution system, 3) to reduce the energy loss from 20% to 18%, 4)

to create 400 KV network in the State Grid by running a 400 KV transmission line from Sharavathy to Bangalore and also by linking Kali generation to Bangalore through 400 KV line through Davanagere. *The abstract of transmission lines and sub-stations planned in VIII Plan are given in the Table.*

Table No. 5.17

Sl. No.	*Lines*	*Transmission lines Ckt Kms (circuit kms)*	*New*	*Sub-stations MVA*	*Modification No*	*MVA*
1.	400 KV	1598	4	1945	-	-
2.	220 KV	1653	16	2500	5	500
3.	110 KV	548	18	375	17	145
4.	66 KV	339	30	501.2	19	181.4
5.	33 KV	306	15	75	4	20

As at the end of VII Plan, the installed transformer capacity at the upstream transmission voltage level of 220 KV was about 2,900 MVA and at the down stream voltage level of 110 KV and 66 KV was about 4,700 MVA. Thus, there was an imbalance in the installed tranformer capacities at the Upstream transmission and down-stream transmission distribution voltage level. To set right this imbalance, it is proposed for higher transformation capacity of 3,100 MVA at 220 KVA and correspondingly lower capacity of 850 MVA at the distribution voltage level of 110 KV and 66 KV.

Table Showing the details of electrial consumption etc. from 1960 to 1990 in the State.

Table 5.18

Particulars	*Unit*	*1960-61*	*1970-71*	*1980-81*	*1990-91*
Villages electrified	%	15	31	63	100
Pumpsets energised	000	17	131	309	744
P.C. consumption	KW	40	104	148	243
Industrial consumption	%	84	80	74	50
Domestic consumption	%	8	7	12	16
Agril. consumption	%	3	6	7	31
Other consumption	%	5	7	7	3
T & D Losses	%	13	13.9	8.3	22.0

Source: Socio Economic Indicators DES (1960-91)

Private Sector in Energy Generation

Government of India has formulated a scheme to encourage greater participation by private eneterprises in electricity generation, supply and distribution. The Government of Karnataka has envisaged a proposal for the generation of atleast 2500 to 3000 MW of Power in coming years. in the case of new industrial units proposing to have captive power units exemption is proposed to be granted for five years from paying electricity tax. The following are the projects identified for private sector participation in the State.

Thermal Projects: Mysore Stage I with an installed capacity of 2x250 MW and II stage with installed capacity of 2x500 MW.

Diesel Generating Sets: D.G. sets at Kolar, Bidar, Indi, Jamkhandi with a total installed capacity of 78 MW.

Hydel Projects: (1) Sarapadi Hydel Project in Dakshina Kannada with a installed capacity of 90 MW; (2) Mahadayi Hydro-Electric Project in Belgaum district with an installed capacity of 345 MW; 3) Kalinadi Hydro Electric Project State III and Dandeli Dam Power House with an installed capacity of 60 MW; and 4) Bedthi Hydel Project with installed capacity of 210 MW.

Mini Hydel Schemes: 1) Kabini Dam Power House 20 MW; 2) Hemavathi RBC 2.0 MW; 3) Kelagoor 2.0 MW; 4) Hemagiri Anicut 1.0 MW; (5) Laxmanathirtha - (Capacity not available); 6) Holalu 0.5 MW; (7) Habbakawadi Branch Canal (NA); (8) Iruppu Falls 5.5 MW; 9) Manjodka 4.0 MW; 10) Balyanthara Halla 4.0 MW; 11) Kutapucha 40 MW; 12) Tunga Anicut 20 MW; 13) Hanumanthapura 0.4 MW; 14) Payaswini MHS 3.0 MW; 15) Mulki Dam 4.0 MW; 16) Shivayogi Mandira 3.0 MW; 17) Karanja 1.0 MW; 18) Upper Kaveri 3.5 MW; 19) Narayanapura Left Bank Canal 8.5 MW; 20) Yagachi 1.0 MW and 21) Varahi Irrigation Dam 15.0

Wind Energy Projects: Non-conventional energy production using wind power are proposed at the following places:

1. Kappigudda (Dharwad) 2) Jogimatti (Chitradurga) (3) Gokak (Belgaum dist.) (4) Malagatti (5) Hanumasagar (Raichur dist.) (6) Bommanahalli and (7) Hanumanamatti (Dharwad Dist)

Thermal Power Projects proposed to be allotted or already allotted to private sector are: (1) Hospet Thermal Power Station (2x250 MW); (2) Raichur Thermal Power Station (2x250 MW) and (3) Mangalore Thermal Power Station 1000 MW.)

Hydel Projects: (1) Almatti-Narayanapura Dam PH and Tamantkal HEP (600 MW).

Mini Hydel Schemes: (1) (a) Shahpur Branch Canal (6.55), (b) Shivapur MHS 2x9 MW; (2) (a) Anveri MHS 1.30 MW; (4) Malaprabha 2.00 MW;

5(a) Attihalla 0.35,MW, (b) Thippagondanahalli 0.15 MW and (c) Vrishabhavathi Sites 0.25 MW; 6(a) Link Canal MHS - Mandya, 1.5 MW and b) Chunchanakatte Scheme 15.0 MW; 7) Madhavamanthri Anicut Scheme - 3.5 MW;. 8(a) Devara Belekere MHS - 3.0, (b) Maddur MHS - 2.0 and (c) Mudhol MHS - 1.0; (10) Dhupdal MHS 2.8 MW; (11) Keerthi hole MHS 0.21 MW; (12) Hemavathi Irrigation Project Left Bank Canal MHS - 15 MW; 13) Anordka MHS - 9.0 MW; 14) Harangi Left Bank Canal - 4.5 MW; (15) Nugu MHS - 2.0 MW; 16) Varahi Tail race MHS - 15 MW; 17) Elaneeru MHS 15 MW; (18) Kabini Right Bank Canal MHS 1.95 and (19) CEE VY MHS 6.5 MW. In total 169.65 MW installed capacity of which Shivapur MHS is already commissioned. Out of 26 MHS, 21 MHS are allotted to 13 Indian firms and 5 MHS to 2 foreign firms.

Karnataka Electricity Board.

Unlike the electricity boards in other states, the Karnataka Electricity Board is vested mainly with the function of transmission at distribution. The KEB purchases power generated by Karnataka Power Corporationat therates specified from time to time by State Government. Another unique feature is that the two power houses in the Tungabhadra river situated in the State are owned and operated by the Tubgabhadra Board which is represented by the State Government of Karnataka and A.P. and Government of India, and 20% of the energy generated by these stations is the share of Karnataka Electricity Board. Further, there is Central allocation to Karnataka from National Thermal Power Corporation and other agencies. Karnataka has a share of 16% out of this. The following are the salient features of KEB as in 1993 (June): 1) 53,45,805 installations; 2) 45,381 workers; 3) 354 sub-stations of various capacities with an aggregate capacity of 8233.95 MVA; 4) 3,78,543.366 kms of distribution lines; 5) 79,665 distribution transformers with an aggregate capacity of 5,154 MVA; 6) 2,21,948 low tension and commercial power installations; 7) 2,098 high tension installations and 8) 7,33,000 irrigation pump sets energised.

Contribution to the Karnataka State Grid from different Basins

1.	Sharavathi Basin	1181.2 MW	37.26%
2.	Kalinadi Basin	910 MW	28.77%
3.	Raichur Thermal Power Station	630 MW	19.8%
4.	Varahi Basin	239 MW	7.57%
5.	Tungabhadra Basin (Krishna)	108 MW	3.4%
6.	Cauvery Basin	59.2 MW	1.86%
7.	D.G. Set Station	42.6 MW	1.34%

Source : Karnataka Power Corporation.

CHAPTER - VI

BANKING, FINANCE, TRADE AND COMMERCE

See part I, page No. 921:

Beginning of Banking

As per the then (1982) available records, while tracing the early history of banking in the State, a mention has been made that Chitradurga Bank Ltd., Chitradurga (1870) was the earliest joint stock bank to be founded in the State. But, as per the records available at present, the date of establishment of the first bank branch in the organised sector of banking in the state goes back to 1863, when the branch of the then Bombay Presidency Bank (1840) at Dharwad was opened The early history of modern commercial banking activities in Karnataka in general and the State capital, Bangalore City, in particular can be traced back to 1863-64, with the promotion of joint stock companies (under the then existed Company's Act of 1860). A company form of business organisations came into being in large measure and combined both trading and banking. Thus, the activities of institutional financing started as one of the branches of commerce. To support these commercial ventures, the period of Commissioner's rule (1831-1881) was of great significance specially in the history of Old Mysore State which ushered in an era of modernisation by evolving the British system of administration in all spheres including banking, trade and commerce. The establishment of Bangalore Cantonment in 1809 and the shifting of state secretariat to Bangalore from Mysore in 1831 accelerated the commercial and industrial growth of Bangalore. The introduction of limited liability clause in the Company business from 1857 onwards and Cotton Boom of the 1860s gave stimulus for the promotion of new joint stock Cos., which mainly took up financing and banking. This period provided the needed infrastructure for the growth of banking and other allied activities in the State.

As per the available records, the first organised commercial bank branch to be opened in Bangalore was the branch of the then Madras Pesidency Bank (1843) on 1st July 1864 (in 1868 this branch was shifted to the present site

of the S.B.I. Regional office in St. Mark's Road). This marked the beginning of commercial banking in the princely Mysore. In respect of Bomaby-Karnataka area, a year before this, i.e. in 1863, the then Bombay Presidency Bank (1840) had opened its branch office at Dharwad town in order to facilitate the *hundi* business of cotton traders of Bombay-Karnataka area specially the Bombay based European business houses, the Gujarathis, Parsis and others. This Dharwad branch of Bombay Bank can be said to be the first commercial bank in the present Karnataka State. However, the life span of this first bank office of Dharwad was very short, of 15 years.

Regarding the native (private sector) joint stock banks to be promoted first in the State were Bangalore-based Bangalore Bank Ltd., and Mysore Bank Corporation Ltd., both registered in 1868 with a share capital of Rs.7 lakhs and Rs.2 lakhs respectively.

Add to p.923:

Growth in Bangalore

As said earlier, the Bangalore City including the cantonment area had a rich potentiality and proper infrastructure which boosted the growth of banking both in organised and unorganised sectors. Money lenders in Cantonment area dominated the unorganised sector of banking.

The list of banking companies existed in Bangalore between 1868 and 1876 is given below.

Sl. No.	*Name*	*Year of registration*	*Amount of capital* (Rs.)
	1	2	3
1.	Bangalore Bank	1868	7,00,000
2.	Mysore Bank Corporation	1868	2,00,000
3.	Hindu Dravya Shekhara Nidhi	1869	50,000
4.	Karnatic Bank	1869	1,50,000
5.	Hindu Bank	1870	2,00,000
6.	Maharashtra Bank	1871	50,000
7.	Town Bank	1871	50,000
8.	Pete Merchants' Bank	1872	3,00,000
9.	Dhanabhivridhi Bank	1872	25,000
10.	Beli Bank	1872	20,000
11.	Alsur Bank	1873	50,000
12.	Commercial Bank	1873	50,000
13.	Kalyanapuri Bank	1873	1,00,000
14.	Muruharaswami Bank	1874	20,000
15.	Alsur Janopakara Bank	1874	20,000
16.	United Native Bank	1874	50,000

1	2	3
17. Lakshmi Vilasa Bank	1875	50,000
18. Alsur Hindu Fund	1875	20,000
19. Alsur Hindu Dravya Poshini Sangham	1875	40,000
20. Cantonment Cavalry Road Savings Bank	1875	50,000
21. Provincial Bank	1875	1,00,000
22. Dodpete Rajadhani Bank	1875	20,000
23. Cantonment General Bank	1875	50,000
24. Krishnarajendra Bank	1876	2,000

During the period of six decades (1890-1949), about 12 Banking companies were founded in Bangalore City but all did not survive upto 1949 when the first unified and comprehensive Banking Companies Regulation Act 1949 was enacted in order to regulate, supervise and strengthen Banking activities in the country. However, the Bangalore Union Bank Ltd., founded in 1890 had the longest service of 50 years before its liquidation in 1940. Some of the pre-1949 banking companies founded in Bangalore other than those mentioned in the list were: Bank of Mysore Ltd., (1913), Manikavelu Banking Corporation (1920, defunct), Mysore Industrial Banking Ltd., (1920), Devanga Bank Ltd. (1926; amalgamated with Vijaya Bank in 1963), The Mysore Oriental Bank Ltd. (1926), Vysya Bank Ltd., (1930), Sriman Madhwa Sidhanta Abhivridhikarini Bank Ltd., (1930, defunct), Kaniyara Bank Ltd., (functioned between 1933-1939), Nataraj Bank Ltd., (1933; defunct), Century Bank Ltd. (1934; defunct), Provincial Bank of India Ltd. (functioned between 1936 and 1941), Bangalore Commercial Bank Ltd., (functioned between 1936 and 1941), Associated Investment and Loan Syndicate Ltd. (1936), India's Ideal Banking Corporation Ltd. (1942-defunct) and the Mysore Standard Bank Ltd. (1944, went into liquidation in 1955). The only surviving Bangalore based banks of pre-independence to-day are the present State Bank of Mysore (1913) and the Vysya Bank Ltd. (1930)

Add to p. 929:

Public Sector Banking

During the course of nearly two and a half decades of post-nationalisation period (1969-1993), wide ranging remarkable changes have taken place in the organisational structure, approach and *modus operandi* of public sector banks in the State also as found elsewhere. Comparative figures of Statistical data or physical and financial performance at the micro and macro level studies attest the vertical and horizontal growth in the banking sector in the State. The quantitative and qualitative growth has taken place by adopting several innovative measures in the services of banking. The orbit and sphere of banking activities have been widened or enlarged and intensified. The earlier traditional 'class' concept of banking has been transformed into 'mass' banking, so also the orthodox norms in lending approach have been changed to be more progressive and purposeful. The credit-worthiness of the borrower has been replaced by

the credit worthiness of the purpose of borrowing. The target-oriented lending with much emphasis on priority sector and weaker sections, evolving the popular lending schemes like the loan melas, IRDP, DIR, Anthyodaya, 20 point programme, etc., have made it possible to bring socio-economic transformation at the grass-root level to a certain extent. The Planning Commission has identified Karnataka as one of the advanced States based on the income criterion adopted by the Eighth Finance Commission, in respect of availability of banking services and institutional finance. As in 1990, on the basis of the ratio of number of banks serving per lakh population, Karnataka was having fourth rank in the country, having 9.5 number of banks per lakh population. For the country as a whole, there were 7.1 bank offices per lakh population. The developed States, other than Karnataka were Gujrat, Haryana, Maharashtra, Punjab and West Bengal. From among the list of developed States, the rank of Karnataka was the 2nd. The spread of banking services in the rural area was much better in Karnataka compared to some of the developed States, the spread of number of banks in rural segments per lakh population was 8 in Karnataka being in the 2nd place, next only to Punjab being 9. The C.D. (Credit-Deposit) ratio of Karnataka's rural branches was the highest among the States i.e. 107.4% in June 1990 and was very much higher than All-India ratio of 65.2%. The C.D. ratio of Semi-urban branches also was the highest in Karnataka (76.9%) compared to other States which was much higher than the national ratio of 50.5%. The spread of the rural banks in Karnataka which was only 25% in June 1969 increased to 44% in March 1985 and to 55% in March 1989.

Priority sector advances

The lendings of commercial banks to P.S. including the weaker sections has exceeded the stipulated target of 40% as fixed by Reserve Bank of India. As at the end of March 1991, the advances to the priority sector were 45%. The advances to this sector increased from Rs.3,474 crores in 1989-90 to Rs.3,487 crores in 1990-91. About 48% of the advance had gone to agriculture and allied activities. About 5 percent of priority sector advances were given to SC/ST and 20% to weaker sections.

I.R.D.P

Integrated Rural Development Programme is the most important institutional credit linked programme for poverty alleviation. Banks are giving loans under this scheme for those who are below the poverty line to acquire income generating assests. It was started in our State in 1981-82. The amount outstanding under IRDP advances in the State was Rs.213.86 crores in 1989-90 which declined to Rs.175.12 crores in 1990-91. The amount disbursed to SC/ST sections out of the total disbursement was 26 percent. By the end of March 1990, the per capita deposits and advances of commercial banks in Karnataka stood at Rs. 1,843 and Rs. 1,676 respectively as against all-India figures of Rs. 2,101 and Rs.1,381 respectively.

Karnataka was in the 8th rank among the major states in per capita deposits by March 1991. Karnataka's per capita deposit was lower than the P.C.D. for the country as a whole which was Rs.2,362 in 1991. The per capita advances increased to Rs.1844 as in 1991 March which was higher than the national figure of Rs.1570. However it was lower than Maharashtra (Rs.3801), Punjab (Rs.2,201) and Tamilnadu (Rs.2,438). The deployment of credit was better compared to all-India level figures. Similarly, the credit-deposit ratio in Karnataka was the second highest in the country being 92% , the first being Tamilnadu with 98% by the end of March 1990. The all-India average was 64%.

During the decade (1982-1992) an increase in the number of banking companies operating in the State is evidenced. Many banking companies incorported outside the state have also entered the banking map of Karnataka. In addition to 28 public sector banks, there are 18 private sector banks and 13 Regional Rural Banks operating in the State. There are two branches of foreign banks operating in Bangalore viz., A.N.Z. Gridlays Bank (July 1951) and Hong Kong & Shanghai Banking Corporation (1992). There is an increased involvement of bank funds in various economic activities of the State. The ratio of investment plus credit to deposit (ICD) worked out for the scheduled commercial banks in the state shows an increase from 88.7% in March 1981 to 102.5% in December 1987. This was higher than the national ICD ratio of 69.6% only. The total number of employees working in R.B.I Bangalore Branch office was 1,695 by the end of Sept. 1992 as reported.

Investment in State :The total investment made by commercial banks in the State of Karnataka in the State/Central Loans floated during July 91 to June 92 was as follows - Central Government Loans Rs. 64 Crores, State Development Loans Rs. 14.10 Crores, Other State Loans Rs. 4.50 crores as per R.B.I. report.

Key Indicators of Commercial Banking as in March 1992: CDR = 77.2% Loans under DIR = Rs.7,167.3 Lakhs; Loans under 20 point economic programme Rs. 1,21,513 lakhs ; Loans under IRDP Rs. 26,174 lakhs ; Priority sector advances Rs. 3,47,005 lakhs; percentage of P.S.A. of total advances 42%; per branch deposits Rs. 251.75 lakhs; per branch advances Rs.194.24 lakhs; rural deposit Rs.1,57,318 lakhs; Rural advances Rs.1,24,724 lakhs. In order to extend the benefits of banking services to a larger needy sections of the society, certain relaxations have been made in the lending policies.

Liberalised DIR Loan Scheme: The present limits of family income of the borrower under D.I.R. Scheme is Rs.6,400 in rural areas, Rs.7,200 in urban areas. The quantum of loan amount generaly granted to a beneficiary may not exceed Rs.1,500 for working capital loan and Rs.5,000 for term loan. The rate of interest chargeable on DIR continues to be 4% but the contribution

of the State Government towards interest subsidry is nil.

Commeical banks in Karnataka have exceeded (1.3%) the target of minimum lending of one percent of their total advances under DIR. The percentage of advances to SC/ST under DIR advances was 37% in 1990 and 33% in the next year. The number of beneficiaries was 5.41 lakhs in March 1990, of them 2.01 lakhs were SC/STs

Consequent to introduction of service area approach with effect from 1-4-89 the scheme of adoption of villages by commerical banks is not in operation now.

The tables given below indicate the comparative progress made by the banking sector in several aspect in the State.

Table No 6.1

District-wise distribution of the number of reporting offices, aggregated deposits and gross bank credit of Scheduled Commerical Banks as in - June 1992 in Karnataka.

(Amount Rupees in lakh)

District	PUBLIC SECTOR BANKS			REGIONAL RURAL BANKS			ALL SCHEDULED COMMERICAL BANKS		
	Office	Deposits	Credit	Offices	Deposits	Credit	Offices	Deposits	Credit
Bangalore Rural	69	120,00	101,11	25	4,02	6,84	101	133,59	111,97
Bellary	82	171,22	177,76	80	40,04	43,46	172	234,66	229,99
Bidar	46	83,04	65,04	37	6,33	3,83	92	100,93	74,30
Bijapur	133	223,74	146,27	84	29,10	32,13	239	296,10	195,73
Chikmagalur	80	151,22	131,98	26	5,96	7,23	130	201,00	172,10
Chitradurga	82	180,21	167,58	96	23,66	23,97	195	235,31	208,09
Dakshina Kannada	382	1288,25	854,61	22	4,00	4,49	462	1420,88	923,22
Dharwad	174	480,56	283,02	122	42,98	58,45	326	588,23	363,33
Gulbarga	84	237,63	162,60	75	18,73	16,67	168	273,18	184,62
Hassan	99	184,31	153,24	42	12,35	13,67	155	217,94	177,92
Kodagu	81	151,64	95,56	18	3,01	2,58	108	169,38	105,72
Kolar	102	168,95	123,75	66	20,32	27,61	186	223,61	161,98
Mandya	93	132,40	105,36	26	5,57	5,55	127	150,92	115,67
Mysore	155	543,38	415,72	73	27,22	31,40	252	639,66	479,40
Raichur	73	167,51	138,88	84	38,69	41,20	161	215,11	185,40
Shimoga	122	245,65	249,99	28	5,77	7,41	175	289,94	284,88
Tumkur	107	188,41	132,15	50	13,64	13,46	179	245,45	161,22
Uttara Kannada	117	226,89	104,50	25	4,84	4,32	157	252,42	114,59
Total	2796	10002,87	7760,48	1077	352,67	391,17	4311	11535,29	8931,19

Source : Reserve Bank of India.

Table No. 6.2

Statement showing the Total number of all Scheduled Commercial (Including R.R.Bs) bank branches and population served per branch.

Sl. No.	District	Number of Banks as on 1985 December	1988 December	1990 March	Population served per branch (with reference to1990 branches) (in 000's)
1.	Bangalore Rural	668	91	99	18
2.	Bangalore		607	626	5
3.	Belgaum	264	272	278	11
4.	Bellary	156	166	170	9
5.	Bidar	73	77	81	12
6.	Bijapur	219	224	231	10
7.	Chikmagalur	126	130	130	7
8.	Chitradurga	185	189	194	9
9.	Dakshina Kannada	436	455	459	5
10.	Dharwad	285	307	321	9
11.	Gulbarga	151	154	161	13
12.	Hassan	132	143	154	9
13.	Kodagu	108	108	108	4
14.	Kolar	161	161	175	11
15.	Mandya	96	120	126	11
16.	Mysore	234	246	250	10
17.	Raichur	154	159	161	11
18.	Shimoga	156	169	174	10
19.	Tumkur	148	160	175	10
20.	Uttara Kannada	137	149	154	7
	Total	3889	4087	4227	

Source : Institutional Finance & Statistics Dept., Government of Karnataka

Table No. 6.3

Table indicating the progress of all Scheduled Commercial Banks in Karnataka (Rs. in crores)

Year ending in June	No. of offices		Deposits		Advances	
	Public Sector Banks	Regional Rural Banks	Public Sector Banks (Rs.)	Regional Rural Banks (Rs.)	Public Sector Banks (Rs.)	Regional Rural Bank (Rs.)
1982	2625	421	2285	29.33	1750	55.95
1984	2776	826	3183	62.85	2651	116.74
1986	2944	973	4406	89.56	3594	171.73
1988	2977	1039	5955	151.28	5231	258.37
1990 March	3161	1066	7967	250.65	7115	361.37

Table No. 6.4

The details of the Regional Rural Banks operating in the State as in March 1990.

(Rs. in crores)

Name of Regional Rural Bank	Date of establish-ment	Sponsoring Bank	Districts covered	Total No. of branches	Deposits	Advances
Tungabhadra Grameena Bank, Bellary	25-1-1976	Canara Bank	Bellary	80	26.86	37.63
			Raichur	84	29.16	37.65
Malaprabha Grameena Bank, Dharwad	16-8-1976	Syndicate Bank	Belguam	86	34.59	41.42
			Dharwad	122	31.42	62.63
Cauvery Grameena Bank, Mysore	2-10-1976	State Bank of Mysore	Mysore	73	19.39	28.11
			Hassan	42	8.74	11.18
Krishna Grameena Bank, Gulbarga	1-12-1978	State Bank of India	Bidar	32	4.61	3.15
			Gulburga	72	13.06	20.71
Chitradurga Grameena Bank, Chitradurga	5-8-1981	Canara Bank	Chitradurga	96	17.15	25.35
Kalpatharu Grameena Bank, Tumkur.	31.3.1982	State Bank of Mysore	Bangalore Rural	24	2.95	5.52
			Tumkur	49	7.93	11.10
			Bangalore	12	2.46	2.98
Kolar Grameena Bank, Kolar	16-2-1983	Canara Bank	Kolar	66	15.58	23.80
Bijapur Grameena Bank, Bijapur	31.3.1983	Syndicate Bank	Bijapur	84	18.36	22.66
Chikmagalur-Kodagu Grameena Bank, Chikmagalur	28-4-1984	Corporation Bank	Chikmagalur	26	3.66	6.03
			Kodagu	18	2.17	2.38

Name of Regional Rural Bank	Date of establish-ment	Sponsoring Bank	Districts covered	Total No. of branches	Deposits	Advances
Sahyadri Grameena Bank, Shimoga	6-9-1984	Canara Bank	Shimoga	28	4.10	6.95
Netravati Grameena Bank, Mangalore	11-10-1984	Syndicate Bank	Dakshina Kannada	22	2.38	3.71
Varada Grameena Bank, Kumta	12-10-1984	Syndicate Bank	Uttara Kannada	24	2.58	3.47
Visvesvaraya Grameena Bank, Mandya	27-3-1985	Vijaya Bank	Mandya	26	3.50	4.94

The Lead Bank Scheme

There is no remarkable change in the policy and programmes of Lead Bank Scheme (1969). To make the scheme more intensive and meaningful, villagewise service area approach is being followed while formulating annual action plans. The present lead banks and the districts allotted to them are as follows:

Lead Bank	Districts
1. Canara Bank	Bangalore Rural, Bangalore, Chitradurga, Hassan, Kolar and Shimoga.
2. Syndicate Bank	Belgaum, Bellary, Bijapur, Dakshina Kannada and Uttara Kannada.
3. State Bank of India	Bidar and Gulbarga.
4. Corporation Bank	Chikmagalur and Kodagu
5. Vijaya Bank	Dharwad and Mandya
6. State Bank of Mysore	Mysore and Tumkur
7. State Bank of Hyderabad	Raichur

Add to page No.938:

Money Lenders

It is generally found that inspite of the conspicuous increase in the number of agencies (including the Govt.) in extending liberal institutional credit facilities in recent years, the dependence of small and marginal cultivators and the weaker and other unorganisded sections of the Society on village money lenders (mostly unregistered) as well as professional money lenders is on increase due to various reasons. Even in the urban areas the predominance of money lenders and pawn brokers can be seen.

The recent statistical data indicate that there is an increase in the number of registered money lenders, pawn brokers and finance corporations in the

State. As per the administrative report of the Department of Co-operation, by the end of 1991, there were 1,555 registered money lenders, 5,459 pawn brokers and 3,952 finance corporations in the state. The total amount of licence fees collected from these agencies for the year 1991 was Rs.10.02 lakhs and the security deposit collected upto the end of 1991 was Rs.384.26 lakhs.

During the year 1991 (1-1-91 to 31-12-91), the loans advanced by the money lenders for agricultural and non-agricultural purposes accounted to Rs.287.12 lakhs and Rs.1,684.37 lakhs respectively. Of this total lending, the share lent to SC/ST borrowers' accounted to Rs.44.44 lakhs for agricultural purpose and Rs.70.88 lakhs for non-agricultural purpose. The credit granted by the pawn brokers during the above period was reported as Rs.861.93 lakhs for agricultural purpose and Rs.7,879.72 lakhs for non-agricultural purposes.

The Finance Corporations generally located in trading and commercial centres, play an important role both in the mobilisation of public deposits and financing local trade and commerce. During the year 1991 these corporations were able to mobilise the deposits of Rs.8,177.85 lakhs. The aggregate deposits held by the finance corporations in the State at the beginning of the year (1-1-1991) were accounted to Rs.3,128.56 lakhs. The deposits refunded during the year were accounted to Rs.3,112.79 lakhs. The amount of total lending by the finance corporations in the State during the year 1991 was Rs.11,738.07 lakhs of which Rs.1,139.79 lakhs was meant for agricultural purposes and the rest (Rs.10,598.28 lakhs) for non-agricultural purposes. In the year 1984 an Amendment to the Karnataka Money Lenders and Pawn Brokers Act 1961 required the money lenders and pawn brokers to make a security deposit on the basis of their annual volume of transaction.

Chit Funds: The Registrar of Co-operative Societies in Karnataka have been appointed as Registrar of Chits under the Central Act administered by the State Government Chit Fund Act 1982. The total number of certificates issued during 1991 for commencement of chits were 516 with aggregate amount involved in chit transactions being Rs.257 lakhs. The total amount of fees collected from these institutions was Rs.1.38 lakhs.

Recently (27th July 1992), the rates of interest chargeable by the money lenders have been enhanced. The present maximum rates of interest in respect of secured and unsecured loans for all classes of business are 21 and 23 percent per annum respectively (the earlier rates were 18 and 21 percent).

Among the districts of Karnataka, the largest number of money lenders which includes pawn brokers and finance corporations together are found in Bangalore district, being nearly 3,152; the category-wise break-up figures being 131 money lenders, 2,515 pawn brokers and 506 finance corporations as in 1991. The other districts concentrated by these agencies were Dharwad with

1014 (money Lenders 359, Pawn Brokers 190 and Finance Corporations 465); Dakshina Kannada 918 (M.Ls. 101, P.Bs.445 and F.Cs.372) and Mysore 894 (MLs.42, P.Bs. 607 and F.Cs.245)

Add to page 947:

National Savings

In order to popularise the NSS scheme further new schemes have been added to suit all economic groups including the retired government employees and the employees of the public sector undertakings. There are as many as 13 schemes.

To popularise the scheme in the urban and rural areas the organisation has launched a campaign for enrolling educated unemployed women for taking up Mahila Pradhana Kshetriya Bachat Yojana Agency (M.P.K.B.Y). The total number of such agents by the end of March 1992 were 5,981. Under the pay roll saving group scheme (PRSGs) there were 9,234 accounts in the State.

The table below indicates the targets and achievements under the National Savings in the State for some recent years.

(Rs. in Crores)

	Target		Achievements	
	Gross	Net	Gross	Net
1989-90	600	300	944.38	440.07
1990-91	500	250	766.09	280.85
1991-92	660	330	746.72	288.51
1992-93	750	375	1006.21	292.08

Add to page 944:

State Financial Corporation

The Karnataka State Financial Corporation (KSFC) continues to play an important role in providing term and other loans to the industries specially in private sector. The sphere of activities of the Corporation have been expanded in recent years with a network of regional offices and branches in the State. The paid-up capital of the KSFC by the end of March 1992 was 51.10 crores as against Rs.49.10 crores in 1989-90. The loans disbursed by the Corporation during 1991-92 amounted to Rs.246.34 crores as against Rs.190.71 and Rs.147.02 crores during 1990-91 and 1989-90 respectively. The net profit earned by the financial institution during 1991-92, 1990-91 and in the previous year were reckoned at Rs.8.19 crores, Rs.6.46 crores and Rs.5.68 crores respectively. Since its inception (1959), upto the end of 1991-92, the Corporation has extended the financial assistance to the tune of Rs. 1612.35 crores to 63,317 cases of which Rs. 987.69 crores was extended to small scale units numbering 44,751.

The Corporation is one of the important financial agencies which has contributed much for the success of 'Vishwa' industrial programme of the State Government introduced in October 1991. Till March 1992, KSFC has assisted 2,105 entrepreneurs in the rural areas under the said programme to the tune of Rs. 5.31 crores.

Table No. 6.5

Table given under indicates the districtwise analysis of sanctions and disbursements of loans by the KSFC for the years 1990-91 and 1991-92.

(Amount Rs. in lakhs)

Sl. No.	Districts	Sanctions 990-91 No.	Sanctions 990-91 Amount	Sanctions 1991-92 No.	Sanctions 1991-92 Amount	Disbursements 1990-91 Amount	Disbursements 1991-92 Amount
1.	Bangalore (including rural dt.)	1463	8729.38	2159	11528.46	5850.03	7823.83
2.	Belgaum	539	1315.98	737	1649.68	1112.59	1319.26
3.	Bellary	283	934.98	419	1502.64	851.39	1010.27
4.	Bidar	209	910.92	252	946.26	823.98	1137.69
5.	Bijapur	645	671.24	833	1390.10	624.73	882.30
6.	Chikmagalur	174	265.59	229	278.64	225.79	276.24
7.	Chitradurga	247	1433.10	473	1649.41	813.89	1222.44
8.	Dakshina Kannada	523	1467.10	660	1799.76	1183.50	1355.24
9.	Dharwad	495	1572.20	773	2155.31	1222.25	1703.35
10.	Gulbarga	244	615.85	303	1136.73	459.45	852.92
11.	Hassan	239	473.65	362	736.60	357.26	481.15
12.	Kodagu	123	229.31	124	210.31	133.74	206.35
13.	Kolar	265	945.67	342	1527.61	696.52	1241.97
14.	Mandya	236	505.57	264	600.65	475.31	627.70
15.	Mysore	781	2027.62	1108	2150.47	1822.77	1742.00
16.	Raichur	205	578.89	240	1000.14	385.80	653.72
17.	Shimoga	827	818.70	563	854.79	602.75	710.30
18.	Tumkur	613	1267.89	575	1524.81	1191.10	1048.04
19.	Uttara Kannada	173	325.14	195	645.48	238.60	339.42
	Total*	8284	25088.78	10611	33287.85	19071.45	24634.19

* excluding bridge loan/loans.

Add to page 951:

INSURANCE

Compared to the previous decades, a growing insurance consciousness can be seen in our State also in general which has resulted into vast expansion of insurance business in the State. At present there are 6 divisions including Bangalore II (new) in the State. It is reported that the premium income of the Bangalore Division of the L.I.C. was Rs.170 crores (1991-92) which was one of the highest in the country.

Table No.6.6

The table given below indicates Division-wise new business enrolled as also the business in force under individual assurances.

Division	Area in 1000 sq.kms	Population in lakhs as per 91 Census	New Business in 1991-92 No. of policies	New Business in 1991-92 Sum assured (Rs. in crores)	Average sum assured per policy Rs.	Total business on 31.3.92 No. of policies (in '000s)	Total business on 31.3.92 Sum assured with bonus (Rs. in Crores)
Bangalore I, Bangalore II	26.80	110.01	1,95,089	635.66	32,583	1365	3322.46
Udupi	37.10	77.87	1,60,783	427.38	26,581	926	2055.52
Mysore	27.8	68.51	1,24,786	310,55	24,887	572	1277.60
Dharwad	37.10	82.37	1,36,170	367.05	27,414	732	1830.36
Raichur	63.00	109.40	80,869	246.97	26,955	426	1142.90

Table No. 6.7

Table showing L.I.C's Investments in the State of Karnataka. *Rs..in laksh*

Sl. No.	Category	Investment As At 31-03-1991	Investment As At 31-03-1992
1.	State Government Securities	5783.79	7332.87
2.	Land Development Bank Debentures	3846.34	4077.40
3.	State Electricity Bonds	1058.25	1058.85
4.	State Financial Corporation Bonds and Shares	1537.54	1836.04
5.	Other Approved Securities	15.97	15.97
	LOANS TO -		
6.	State Governments for Social Housing Schemes.	5480.99	6160.90
7.	Apex Co-operative Housing Finance Societies, Housing Boards & Other Authorities	2805.00	3035.00
8.	State Governments, Municipalities, Zilla		

continued

Parishades etc., for water supply schemes.	8525.85	9997.71
9. State Electricity Board	13333.80	15329.47
10. Sugar Co-operative Societies	142.13	133.30
11. State Road Transport Corporations	1794.20	1989.70
CORPORATE SECTOR :		
12. Shares, Debentures and Loans to Companies (Public, Co-operative and Private Sector).	13696.59	17736.65
Total	58020.45	68703.26

Add to page No.952:

Government Insurance (K.G.I.D.)

in order to render good service facilities to the policy holders and to streamline the administration the department has been decentralised. The bonus declared by the department for the years 1988-90 was Rs.80 per thousands per annum. The number of K.G.I.D. Policies in force for 91-92 were 8,05,687 as against 7,94,217 and 7,95,025 policies for the preceding two years respectively. The premium income of the department for 91-92, 90-91 and 89-90 was accounted to Rs.49.92, Rs.47.39 and Rs.44.08 crores respectively. The sum assured was reckoned at Rs.997.94 crores for 1991-92, and Rs.901.34 and Rs.851.55 crores for 1990-91 and 1989-90 respectively. The number of vehicles insured by the Department in the State accounted to 18,845 (Rs.58.30 lakhs), 17,515 (Rs.108.38 lakhs) and 19.536 (Rs.135.47 lakhs) for the years 1989-90, 90-91 and 91-92 respectively. The figures in the bracket indicate the annual premium income. The number of staff employed by the department was 887 by the end of March 1992. The Department Completed its Centenary in 1993.

Add to page No 954 :

Stock Exchange

Promotion of new public companies in the state and outside, growing tendency of public investment in corporate bodies etc, have stimulated the growth of stock exchange business in the state specially during the decade of 1980-90s. At present, there are two stock exchanges funtioning in the state at Bangalore and Mangalore. Recently (from October 1992). Karnataka Chamber of Commerce, Hubli, has started on an experimental basis Hubli-Dharwad Stock Trading Co., which operates two days in a week for the time being. This exchange is yet to be recognised by the Central Government.

Bangalore Stock Exchange

In recent years, Bangalore Exchange has emerged as one of the leading exchanges in the country. The number of members of the stock exchange has now gone upto 150 and the number of companies who have officially listed

their shares with the exchanges has increased to 313 (1989), as against 217 in 1985. The number of Karnataka based listed companies is 166. As per the report, the total turnover of the exchange has increased from Rs.272 crores in 1989-90 to Rs.1,760 crores during 1991-92. Every day, over Rs.4.5 crore of business is put through this exchange.

Mangalore Exchange :The Mangalore stock Exchange was established in July 1984, and was accorded recognisation in sept.1985. The total number of members registered with the exchange is 83 and the number of companies listed are 24. The average volume of business transacted per day is estimated to be Rs.4.5 Lakhs.

Add to page No 955:

Postal Life Insurance

Postal Life Insurance was First started in 1884 (not in 1883). Now, the scheme has been further extended to the employees of State and Central Public Sector undertakings including the employees of the R.R.Bs. (Grameena Banks). The table given below indicates the periodical progress of the Department for some recent years.

Table No.6.8

(Amount in thousands Rs.)

Year	*No. of policies issued*	*Sum assured*	*Bonus declared (per thousand Rs.)*	
			Whole Life	*Endow ment*
1981-82	7,647	63,953	53	42
1983-84	8,986	1,04,390	59	47
1985-86	7,409	1,24,341	67	54
1987-88	9,648	2,24,974	78	63
1989-90	20,187	5,13,100	83	67
1990-91	20,515	5,25,580	85	70
1991-92	17,330	5,55,960	N.A	N.A

Add to page No.956:

CO-OPERATIVE MOVEMENT

As per the annual report of the State Co-operative Department, there were 25,673 co-operative institutions in the State by the end of 1992 including the apex institutions at the State, district and taluk levels with membership over 128 lakhs, covering about 93% of agricultural households, their share capital amounting to about Rs.441.86 crores and deposits to about Rs.964.32

crores. It is estimated that the total value of agricultural produce handled by the co-operatives exceeds Rs.4,000 crores annually and of the total institutional finance, the supply of agricultural credit through co-operatives has crossed 50% of the requirement of the farmers.

The co-operative institutions functioning in the State have been classified into 31 different categories. (In page No.957 in part I, in the second para there is a printing error that there are 83 different categories of co-operatives. It should have been as 38).

The districtwise number of co-operative institutions (including defunct) in the State as on 30th June, 1992 was as follows: Bangalore city 1906, Bangalore rural 1300, Kolar 1617, Tumkur 1289, Chitradurga 1183, Shimoga 918, Belgaum 2570, Dharwad 2324, Bijapur 1315, Uttara Kannada 676, Mysore 1821, Mandya 1252, Hassan 962, Chikmagalur 407, Kodagu 411, Dakshina Kannada 1186, Gulbarga 995, Raichur 719, Bellary 865 and Bidar 762.

The tables given below indicate the comprehensive picture of the trends of growth of co-operative movement in the State for some recent years.

Table No.6.8

Categorywise number of Co-operatives in Karnataka State

Sl.No Co-operative Societies 1	89-90 2	90-91 3	91-92 4
1. Pimary Agricultural Credit Societies:			
a. P.A.C.S.	4,448	4,448	4,212
b. Farmer's Service Societies	214	214	210
c. Large sized Agri. Multi-purpose Soc.	19	19	19
2. Primary Co-op. Agril. and Rural Dev. Banks	177	177	177
3. Grain Banks	154	154	151
4. Urban Banks (under BR ACT)	218	218	206
5. Employee Credit and other Credit Sco.	7	7	7
6. Urban Banks (Non-RBI Act)	17	17	17
7. Employees and other Credit Soc.	1533	1543	1592
8. Marketing Societies-General Purpose	187	187	189
9. Specialised Commodity Marketing Societies	210	212	339
10. Processing Societies	32	32	32
11. Sugar Factories	22	21	22
12. Milk Supply Societies:			
a. Unions	13	13	13
b. Societies	5549	5559	6178
13. Live Stock Societies	57	56	72
14. Farming Societies	292	292	242

Continued

1	2	3	4
15. Irrigation Socities	661	661	564
16. Fisheries Societies	255	241	272
17. Weavers Societies	659	659	726
18. Other Industrial Societies	1339	1331	1376
19. Cold Storage Soc.	1	1	-
20. Spinning Mills.	18	18	18
21. Consumers:			
a. Whole Sale	31	32	32
b. Primary	1595	1597	1618
22. Housing Societies	1601	1601	1606
23. Industrial Estates	8	8	8
24. Labour Contract Societies	232	232	212
25. Forest Labour Societies	46	46	45
26. Transport Societies	26	26	28
27. Other Non-Credit Societies	428	441	408
28. Women's Co-operative Societies	402	402	424
29. Students Co-operative Societies	199	199	200
30. Electricity Co-operative Societies	13	13	10
31. Multi Unit Co-operative Societies	2	2	2

Table No.6.9

General progress of the Co-operative Movement in the State

Sl. No.	*Particulars*	*1989*	*1990*	*1991*	*1992*
1.	No. of societies	25,709	25,597	25,853	25,673
2.	Membership (in lakhs)	112.35	114.26	117.97	128.00
3.	Share capital (in crores)	409.36	420.57	431.08	441.86
4.	Deposits (in crores)	906.72	917.85	940.80	964.32
5.	Advances (in crores)	695.84	713.42	731.25	734.91
6.	Working capital (in crores)	3042.41	3081.30	3158.33	3237.29
7.	Villages covered by Co-ops.	100%	100%	100%	100%
8.	No. of Agril. families covered by Co-ops.	88%	88%	88%	88%
9.	Coverage of Membership to total population	30.25%	30.77%	30.77%	28.57%
10.	Coverage of Membership to Adult population	51.12%	53.05%	53.05%	50.86%

Index Numbers of Co-operative Activities in Karnataka (base 1960-61=100)

Table No. 6.10

Year	*No. of Societies*	*Membership*	*Share Capital*	*Deposits*	*Workingh Capital*
1960-61	100	100	100	100	100
	(14,871)	(2433)	(1738)	(2200)	(10,343)
1965-66	124	144	163	150	164
1970-71	131	179	474	322	516
1975-76	153	244	722	645	886
1980-81	156	339	1037	1068	1420
1985-86	162	427	1783	3328	2741
1986-87	168	429	2199	3986	2884
1987-88	169	447	2305	4090	2906
1988-89	169	449	2306	4133	2925
1989-90*	172	460	2419	4172	2979
Index with 1980-81 as base (100)					
1980-81	100	100	100	100	100
	(23,159)	(8248)	(18,023)	(23,496)	(1,46,871)
1985-86	104	126	172	312	193
1986-87	108	127	212	373	203
1987-88	109	132	222	383	205
1988-89	109	132	222	387	206
1989-90*	111	135	233	391	210

Note: 1. Membership in '000s 2. Rupees in lakhs; 3. provisional

* Figures in brackets indicate absolute figures;

Co-operative Credit

Increased economic activities based on agriculture and allied activities have caused growing demand for institutional credit in general and through co-operative sector in particular. The different term credit requirements of the farmers are met by the three-tier structure i.e., Karnataka State Co-operative Apex Bank at the State level, D.C.C. Banks (19) at the district level and Primary Agricultural Credit Societies (PACS) (4448) at the village level. Refinance facility is available from National Bank for Agriculture and Rural Development (NABARD 1982) to D.C.C. banks through the Apex bank. Long-term credit is supplied in two-tier structure i.e. Karnataka State Co-operative Agriculture and Rural Development Bank (KSCARD) at the State level and Primary Rural Development Banks (177) at the taluk level.

The table given below indicates the targets and achievement of S.T., M.T. and L.T, loans through co-operative banks in the State for the last threeyears.

Table No. 6.11

(Rs. in crores)

year	*Type of loan*	*Target*	*Achievement*
1989-90	S.T.	220.00	185.90
	M.T.	10.00	7.80
	L.T.	80.00	76.39
1990-91	S.T.	239.00	58.65
	M.T.	25.00	5.70
	L.T.	100.00	72.16
1991-92	S.T.	220.00	63.78
	M.T.	10.00	2.21
	L.T.	115.00	46.43

Recovery of Co-operative Dues

The Demand, Collection, Balance and % of recovery of S.T., M.T., & L.T. loans for the last 3 years are as follows: (Rs. in crores)

Year	*Type of loan*	*Demand*	*Collection*	*Balance*	*% of recovery*
1989-90	S.T.	285.52	53.27	232.25	18.65
	M.T.	46.53	4.30	42.23	9.23
	L.T.	111.92	26.89	85.03	24.03
1990-91	S.T.	306.26	110.00	296.26	35.92
	M.T.	57.74	22.70	35.06	39.30
	L.T.	160.85	54.99	105.86	34.19
1991-92	S.T.	267.53	137.55	129.28	51.41
	M.T.	49.77	16.72	33.25	33.26
	L.T.	169.20	46.13	123.07	27.26

Agriculture Rural Debt Relief Scheme 1990: According to this scheme, which is based on the Central Government Scheme, the eligible loans taken by the farmers, weavers and artisans from co-operative banks and societies up to Rs.10,000 were waived off. On account of this, loans amounting to Rs.134.05 crores covering 4,39,102 beneficiaries in the State were waived off. This scheme was closed by the end of March 1991.

K.S.C.A.&R.D Bank: The special feature of the Karnataka State Co-operative Agriculture and Rural Development Bank is that it is said to be the first bank in the country to take up non-farm lending since 1987 and loans are also granted under rural housing programme to mark its diamond jubliee year 1989-90.

Limitations of the Co-op. Movement

The movement, basically being the people's movement, has its own inherited deficiencies and limitations which have retarded its growth. Due to mal-functioning and irregularities, the number of defunct and non-viable co-operatives has increased. By the end of June 1992, of the total co-operative institutions (24,478) in the State, 4,587 were under liquidation and 3,509 were defunct. The table given below indicates the details of cases of mis-appropriation.

Table No. 6.13

Sl. No.	*Particulars*	*U/S 63* Audit*	*U/S. 64 Inquiry*	*U/S 65 Inspn.*	*Others*	*Total*
1.	Cases detected	7786	320	129	140	8375
2.	No of persons involved	8140	429	177	157	8903
3.	Amount involved (in lakhs of Rs.)	1462.56	182.77	59.13	20.60	1725.06

* Under sections 63 of Co-op. Society's Act, 1959

Even though the primary agricultural societies cover almost all the villages in the state, their membership is confined to about 65% of the rural households. The percentage of borrowing members is still less i.e., hardly about 27% of the total membership. Despite reorganisation efforts the quality of operation has not improved. They have become the weakest link in the co-operative credit structure, their thrift activities are found insignificant and the size of overdues has not come down.

Many of the co-operative institutions at the primary level, specially (PACs) are non-viable institutions. It is also true in the case of industrial co-operatives and housing co-operatives in the urban centres. The institutions like farming co-ops., fruit processing, live stock, irrigation, better living, T.A.P.C.M.S., labour, grain banks (except in Kodagu), taluk level unions and students' and consumer co-operatives have almost become inactive due to number of reasons.

In the following pages, tables showing the progress of some of the important co-operative institutions like Apex Bank, D.C.C. bank, Urban banks, PACS, PCARD Banks, Marketing Federation, employment in co-op. sector and annual plan etc. are appended.

As revealed by the Administrative Report of the Department for 1989-

90, the contribution made by the department to the state exchequer for the year was Rs.32.68 crores in the form of dividend and interest on debentures. The investment made by the Government during the year was Rs.3.88 crores as a share capital, Rs.5.02 crores in debentures in addition to a loan and subsidy of Rs.3.27 crores and Rs.35.27 crores respectively. The annual plan outlay for 1989-90 was Rs.1,676.58 lakhs as against which the expenditure was Rs.1,736.90 lakhs. The non-Plan outlay for the year was Rs.8478.14 lakhs and the expenditure was Rs.7120.37 lakhs. The aggregate staff strength of the department by the end of March 1990 was 3424 consisting of 2446 posts in the department, 795 posts on O.O.D. basis and 183 under Rule 441.

Table No.6.14

Comparative Financial particulars of Karnataka State Co-operative Apex Bank are as follows: *(Rs. in lakhs)*

Sl. No.	*Particulars*	*1989-90*	*1990-91*	*1991-92*
1.	Share Capital	1073.45	1145.52	1203.30
2.	Reserves	2876.28	3018.85	3387.53
3.	Owned funds	3949.73	4164.37	4590.83
4.	Deposits	21806.58	24296.28	40231.37
5.	Borrowings from NABARD/NCDC/others	17330.65	7587.39	14255.06
6.	Investments:			
	i) Govt. & Trustee Securities	6240.76	6936.03	7875.76
	ii) Call Money	2810.00	2037.00	7100.00
7.	Loans and Advances	32291.09	29224.09	36481.98
8.	Working Capital	43086.96	35909.59	61513.72

Total borrowings (outstanding) from NABARD/GOVT/NCDC, etc, as at the end of 1989-90, 1990-91 and 1991-92 (Rs. in lakhs)

Type of loan	*Year 1989-90*	*1990-91*	*1991-92*
a. Short-term	8662.42	4830.32	6104.44
b. Medium-term (Agril.)	964.79	974.39	179.27
c. Medium-term (conversion)	1146.92	1505.31	1364.26
d. Others	3425.13	3745.05	5994.24

Source: Annual Report for 1991-92 and 1992-93 of Co-oeration Department.

Table No.6.15

Statement showing financial particulars of DCC Banks as on 31-12-91

(Rs. in lakhs)

Sl. No.	Name of the DCC Bank	Share Capital	Reserve Funds	Deposits	Working Capital (30.6.91)	Investments (30.6.91)	Dues from Agrl. only Loans o/s from PACS to DCC Banks	Loans o/s from DCC to APEX Banks
1.	Bangalore	281.55	209.04	4222.31	4820.93	930.65	1154.53	146.92
2.	Kolar	152.44	63.89	953.86	1848.22	204.14	984.48	340.87
3.	Chitradurga	227.37	68.86	1486.87	2670.50	283.03	1224.34	390.35
4.	Shimoga	203.81	76.06	1376.16	2518.00	297.34	1617.16	781.60
5.	Tumkur	239.13	104.58	1072.03	2596.02	236.82	1624.34	626.29
6.	Mysore	224.28	425.49	1791.73	2161.40	730.49	649.54	------
7.	Mandya	302.59	256.36	3479.21	5033.37	988.78	1786.58	565.74
8.	Hassan	121.58	60.55	820.14	1464.37	333.53	578.50	305.94
9.	D. Kannada	325.67	118.98	3785.46	5298.80	1295.25	2355.16	880.00
10.	Kodagu	175.00	106.03	1339.14	2841.06	744.50	1435.87	1000.00
11.	Chikmagalur	171.65	120.46	880.23	1770.32	0.00	1060.63	760.40
12.	Belgaum	886.71	383.80	8517.22	13652.36	2299.20	3772.93	2077.16
13.	Bijapur	456.24	247.84	5269.22	7082.04	2346.76	2289.29	363.20
14.	Dharwad	621.64	124.64	5289.06	8301.91	1494.96	3604.56	1246.91
15.	U. Kannada	173.82	221.88	5533.48	5310.21	1747.65	1154.69	46.59
16.	Gulbarga	201.08	50.16	480.36	2230.47	187.48	965.13	308.24
17.	Bidar	250.27	262.24	1573.12	3796.14	747.65	1578.66	506.49
18.	Raichur	154.70	193.51	459.95	1534.58	116.79	968.30	425.42
19.	Bellary	297.69	88.33	1518.32	3625.37	201.80	2237.18	1182.75
	Total	5467.22	3182.70	49829.87	79056.07	15186.82	33042.17	11954.87

Source: Annual Report of Co-operative Department

Table No.6.16

Primary Agricultural Credit Societies (Some Indicators)

(Rs. in thousands)

Sl. No.	Particulars	1961	1971	1981	1989	1990
1.	No. of Societies	9107	8675	4871	4681	4681
2.	Average per Society:					
	a. Members	132	206	758	929	950
	b. Borrowing Members	68	90	142	172	108
	c. Share Capital	5.19	16.16	81.55	159.26	171.24
	d. Working Capital	22.27	89.29	499.86	1,144.38	1,349.89
	e. Loans advanced	15.53	43.91	223.58	655.09	386.48
	f. Loans outstanding	17.64	57.55	343.93	786.02	947.49
	g. Loans overdues	6.00	24.81	178.56	291.88	622.73
3.	Average Loans:					
	a. Advanced per Borrowing member (in rupees)	227	488	1578	3833	3568
	b. Outstanding per member against whom loans are outstanding (in Rs.)	NA	NA	1299	3036	3508
	c. Overdues per defaulter member (in Rs.)	NA	NA	1048	2356	3053

Financial position of primary co-op agriculture and rural development banks

(Rs. in crores)

Sl. No.	Particulars	1990-91	1991-92	1992-93 (upto 31-12-92)
1.	No. of PCARD Banks	177	177	177
2.	Paid up share capital	29.51	32.86	20.56
3.	Reserve Fund	2.05	2.19	8.45
4.	Other Funds	4.78	5.41	7.30
5.	Deposits	2.20	2.83	6.72
6.	Borrowings	368.24	392.71	520.31
7.	Investments	6.49	18.77	35.32
8.	Loans Outstanding	369.91	414.55	484.28

Urban Banks (Non-Agrl. credit co-operatives): Karnataka ranks third in the country in the Urban Co-operative Bank movement, next to Maharashtra and Gujarat. Bangalore-based three urban banks are included in the list of top 100 urban banks of the country. Karnataka is the first State in the country to have a Federation of Urban Co-operative Banks founded in 1965 to guide and monitor the urban bank movement. There are 1894 Urban Banks which are undertaking non-agricultural credit activities; of which, 226 are town Urban Co-operative Banks and 1668 are other types of Credit Societies and employees' and salary earners, Co-operative Societies. The information relating to Urban Co-operative Banks for the period ending 31 Dec. 1992 is given in the following table:

Table No. 6.17

(Rs. in lakhs)

Sl. No.	*Particulars*	*1991*	*1992*
1.	Number of Urban Co-operative Banks	226	225
2.	Number of Urban Co-operative Banks coming under BR Act 1949	218	217
3.	Number of branches including H.O.	403	420
4.	Total number of membership	11,09,820	11,09,820
5.	Paid-up share capital	4,354.29	4537.00
6.	Working capital	84,078.80	87,954.00
7.	Reserve Fund	6660.79	7352.00
8.	Deposits	63,589.57	60,439.00
9.	Loans and advances	52,067.11	55,029.00
10.	Overdues	6,902.29	4739.00
11.	Percentage of overdue to loans and advances outstanding	13.3%	8.6%
12.	Number of staff employed	4546	4546
13.	Staff trained	1253	1256
14.	Net profit	2551.80	2551.80

Table No.6.18

Comparative statement of Financial and other information of State Co-operative Marketing Federation

(Rs. in Lakhs)

Sl No.	*Details*	*1989-90*	*1990-91*	*1991-92*
1.	Share Capital:			
	a. Government	866.22	881.22	881.22
	b. Others	23.12	23.18	23.19
2.	Total Business:			
	a. Purchase of Agril. Commodities	972.00	458.00	92.00
	b. Fertiliser sales	9214.40	8717.00	8149.00
	c. Pesticides sales	215.57	314.83	319.04
	d. Ginning (in Qtls.)	20043	19342	7519
	e. Pressing (in Qtls.)	22230	16671	9266
3.	Profit/Loss	+45.66	-27.70	-

Table No.6.19

The particulars of marketing of agricultural products and distribution of fertilisers by the T.A.P.C.M.S. in the State for the last three years is as given below:

(Rs. in crores)

Year	*Particulars*		*Target*	*Achievement*
1989-90	Marketing of Agrl. produce	(Rs.)	250	266
	Distribution of Fertilisers		1,99,600 M.Ts.	1,97,654 M.Ts.
1990-91	Marketing of Agrl. produce	(Rs.)	250	344.67
	Distribution of Fertilisers M.Ts.		2,12,505	1,80,691
1991-92	Marketing of Agrl. produce	(Rs.)	250	249.30
(upto 31.12.91)	Distribution of Fertilisers M.Ts.		212,505	1,56,178

Table No.6.20

Employment in Co-Operative Sector in Karnataka As on 30-6-1990

Particulars	*Managerial Staff*	*Other Adminis-trative Staff*	*Technical Staff*	*Casual Labourers*	*Others*	*Total*
State Co-operative Bank	134	186	-	-	122	442
Central Co-operative Banks	1148	1382	9	1	504	3044
Industrial Co-operative Banks	152	172	-	-	5	329
Primary Co-operative Banks	1454	1960	167	27	468	4076
Land Development Banks	776	1003	103	41	370	2293
Primary Credit Societies:						
(a) Agricultural	5870	4839	53	238	3094	14094
(b) Grain Banks	133	5	-	4	122	264
(c) Non-Agricultual	1195	1255	-	13	635	3098
Marketing Societies	899	1302	105	147	1010	3463
Milk Supply Unions & Societies	4998	2552	263	86	2779	10678
Sugar Factories	726	1609	1943	3524	1929	9731
Consumer's Societies	1171	858	45	18	790	2882
Housing Societies	863	370	-	-	184	1417
Industrial Socities (including Weavers Societies)	1301	1068	135	5926	7548	15978
Spining Mills	380	210	133	2446	1184	4353
Women's Co-operative Societies	171	172	-	1	72	416
Others	1316	366	450	924	1390	5446
Total	22687	20309	3406	13396	22206	82004

The head-wise allocation for co-operation for the year 1992-93 and expenditure up to the end of 31-12-1992 is as under:

(Rs. in lakhs)

Sl. No.	Heads/sub heads of the development	Allocation for 1992-93	Expenditure during 1992-93
1.	Co-operation	1425.00	339.60
2.	Agricultural Financial Institutions	700.00	503.40
3.	Centrally Sponsored Schemes	118.25	-
4.	Central Sector Schemes	180.50	51.57
5.	N.C.D.C. Scheme	996.70	562.39
6.	R.E.C. Scheme	2.00	-

Add to page No.976:

State Co-operative Union: The Former Co-operative Union was reconstituted as Karanataka State Co-operative Federation since April 1987 as a result of amalgamation of three former State level co-operative organisations

with the union viz. Karnataka State Co-operative Home, Karnataka State Co-operative Publishing House and Karnataka state Co-operative Printing works (all in Bangalore).

The member education programme for tribal women and youths is implemented by the Federation since 1986 comprising of Mysore, Kodagu, Chikmagalur and Dakshina Kannada districts. Under the tribal member education, from 1985-86 till end of March 1992 by holding 300 classes for each about 5591 men, 5650 women and 5493 youths were trained. Under industrial member education, about 5,000 members were trained between 1982-92. One more training centre has been opened by the Federation at Mudabidre (D.K) in 1986.

Since inception (1957) upto the end of March 1992, Secretaries trained were 43,057 and managing committee members 3.98 lakh and 6.54 lakh general members of the co-operatives, 72,636 students (youths), 34,255 women members were also imparted training under member education programme. About 925 societies have been adopted by the Federation for their improvement. Since inception till the end of 1990, the number of persons awarded Diploma in Co-operation through seven centres were 25,602. The present sanctioned staff strength of the Federation is 233.

Add to page No.978:

Apex Co-operative Institutions

(1) The Karnataka State Co-operative Spinning Mills Federation Ltd., Bangalore; (2) The Karnataka Co-operative Milk Federation Ltd., (KMF) (1983), Bangalore; (3) The Karnataka Co-operative Oilseeds Growers Federation Ltd., Bangalore (1984); (4) The Karnataka Co-operative Film Federation Ltd., Bangalore; (5) All India Industrial Co-operative Bank Federation Ltd., Bangalore; (6) The Karnataka State Women Co-operative Federation, Bangalore (1992).

Add to page No.984:

AGRICULTURAL MARKETING

Spread of Regulated Markets: During the period of last 12 years i.e., 1980-1992, one more regulated market and about one hundred sub-markets have been added to the list of regulated markets in the State. This indicates that the marketing area has been expanded by extending the area of operation of the existing markets. It is reported that there are 116 main markets and 303 sub-markets in the State as in 1991-92. The Divisionwise distribution of main markets and sub-markets were as follows: Belgaum 39 (118), Bangalore 33 (72), Gulbarga 26(63) and Mysore 18 (50). Numbers in bracket indicate the sub-markets. The largest number of main markets i.e., 16 are in Dharwad district, followed by Belgaum and Tumkur districts with 10 each. Even in the case of sub-markets, Dharwad district has the largest i.e.,35 followed

by Belgaum dist. 30, Bijapur and Uttara Kannada dist. 25 each and Raichur district has 22 sub-markets. Their number is more in the districts of former Bombay presidency area as the Regulation of Market Act was implemented there much earlier.

During the year 1989-90, the number of main markets remaining the same, there were 281 sub-markets. During the year 1989-90 the APMCs in the State had handled the notified commodities valued at Rs.2,139.93 crores and of them agricultural produces alone were valued at Rs.2023.39 crores and the rest were live stock worth Rs.116.54 crores. The notified commodities handled in the regulated markets during the year 1991-92 were worth Rs.3347.86 crores,of which agricultural produces accounted to Rs.3194.43 crores and the rest (Rs.153.53 crores) were live stock.

Market Fee and Licence Fee

The total amount of market fee and licence fee collected in the State by the market committees during 1988-89 accounted to Rs.18.34 crores and Rs.73.44 lakhs respectively. During the next year, these were accounted to Rs.21.16 crores and Rs.77.27 lakhs respectively. The market fee collected for 1990-91 and 1991-92 were Rs.25.34 and 32.57 crores respectively, while the licence fee collected was Rs.77.27 and 137.73 lakhs respectively.

The present rate of market charges to be paid by the seller has been reduced to one percent from two percent earlier (since 1987) in resepect of all agricultural produces other than fruits, flowers and vegetables. In respect of sheep and goat the market fee is Re.1, while for cattles, it is Rs.5. The total staff strength of the agricultural marketing department and regulated markets together was 3238 as in 1991-92.

Table No.6.21

The table given below indicates some important market functionaries operating in the regulated markets of the State in some recent years.

Name of the functionaries	*1989-90*	*1990-91*	*1991-92*
1	*2*	*3*	*4*
Traders	15,616	16,083	17,476
Retail traders	23,155	23,542	23,037
Commission agents	7,949	8,384	9,467
Temporary traders	33,541	45,429	25,767
Importers	7,683	8,022	9,121
Exporters	8,447	8,750	9,799
Processors	2,537	2,640	2,921
Brokers	180	202	121
Pressers	264	138	346

1	2	3	4
Weighmen	3,664	2,747	2,030
Hamals	11,461	11,882	14,063
Cartmen	1,402	1,143	472
Transport operators (public carriers)	1,688	1,182	892
Warehousemen	155	89	145
Stockists	3,603	4,147	5,288
Ginners	257	309	552
Crushers	661	577	717

Add to page No.989:

Grading

During 1991-92, there were 44 Primary Grading Centres working in the State, and the commodities weighing about 42.17 lakh quintals and coconuts numbering 1.40 lakhs were graded. The sales value of these commodities was Rs.631.08 crores in that year. There were also experimental grading centres for areca at Sagar, Sirsi, Shimoga and Mangalore. The quantity of areca graded and its value were accounted to 2.52 lakh quintals and Rs.163.70 lakhs respectively for 1991-92. There are six Government grading laboratories ('Agmark') and it is proposed to set up two more such units at Tumkur and Dharwad. The quantity of commodities graded for 'Agmark' during 1991-92 and their sales value were accounted to 19.54 lakh kgs and Rs.16.54 crores respectively. The number of eggs graded were 45.81 lakhs valued at Rs.38.68 lakhs.

Add to page No.990:

Market Intelligence: At present, 50 major markets and 25 important commodities are being covered for the purpose of dissemination of market information through various mass media in the State.

Engineering Cell: To look after the supervision of all construction works besides preparing layout plans, estimates, execution of works, etc of market committees in the State, there is an Engineering Cell at Bangalore attached to the department consisting of one Superintending Engineer, four Executive Engineers, 21 Assistant Executive Engineers with other supporting staff.

Development of Markets

Markets can be developed out of their own surplus funds, assistance by the State and Central Governments and loan facilities under different schemes like World Bank, I.D.A. etc. The developmental expenditure made by the APMCs in the State for the purposes like acquisition of land, extension of grading and lab. facilities, supply of electronic weighing machines, development of rural primary markets etc. were accounted to Rs.92.95 lakhs for 1990-91 and Rs.133.78 lakhs for 1991-92 respectively. Under the Central Sector

Development Scheme, the Central Government had released the grant of Rs.716.83 lakhs for the development of 208 selected regulated markets (93 main markets and 115 sub-marets) and development of rural markets during the year 1991-92.

Important markets

There are certain important markets for certain notified commodities spread all over the state. Based on the quantity of arrivals of notified commodities, during 1990-91, the following are the important regulated markets for some important produces:

Cotton: Raichur, Gadag, Hubli, Davanagere, Dharwad, Chitradurga, Bellary, Nargund, Ranebennur, Bailhongal, Soundatti, Kundagol and Annigeri.

Groundnut: Gadag, Ranebennur, Hubli, Bijapur, Talikoti, Ramdurg, Davanagere, Badami, Gokak, Gulbarga and Challakere.

Dry Chillies: Byadagi, Ranebennur, Haveri and Hubli.

Jaggery: Bagalkot, Bijapur, Belgaum, Mahalingapur, Bhadravathi, Bangarpet, Jamkhandi, Chamarajnagar, Mandya, Kollegal and Sankeshwar.

Areca: Shimoga, Sagar, Sirsi, Mangalore and Kumta.

Coconut: Kadur, Tarikere, Mangalore, Tiptur, Arsikere, Chamarajnagar, Mandya and Channarayapatna.

*Fruits, Flowers & Vegetable:*Bangalore, Mysore, Belgaum and Dharwad.

Paddy: Mandya, Shimoga, Raichur, Harihar, Davangere, Gangavathi, Hospet, Sindhanoor, Hangal, Sirsi, Honnavar, Gonikoppal, Mangalore and Kollegal.

Jowar: Hubli, Gadag, Haveri, Belgaum, Bijapur, Gulbarga and Bidar.

Wheat: Hubli, Gadag, Bijapur and Belgaum.

Ragi: Hosadurga, Madhugiri, Davangere, Tumkur, Chintamani and Bangarpet.

Tur and Dal: Gulbarga, Bidar, Yadgir, Sedam and Raichur.

Betel leaves: Honnavar, Dharwad, Ranebennur, Savanur, Tumkur and Channapatna.

Onion: Bangalore, Chikballapur, Davanagere, Challakere and Mysore.

Potato: Mysore, Malur, Chikballapur, Bangalore and Hassan.

Spices: Madikeri, Gonikoppal, Mudigere and Sakleshpura.

Silk: Ramanagar, Channapatna, Kanakapura, Sidlaghatta, Vijayapura and Kollegal.

Table No.6.22

Table indicating Divisionwise income, expenditure and surplus of A.P.M.Cs. in the State for the years 1989-90, 90-91 and 91-92 (Rs. in lakhs)

Division	*1989-90*			*1990-91*			*1991-92*		
	Income	*Expenditure*	*Surplus*	*Income*	*Expenditure*	*Surplus*	*Income*	*Expenditure*	*Surplus*
Bangalore	954.47	437.32	517.19	1105.63	519.61	586.41	1241.86	507.74	734.81
Mysore	475.04	208.88	266.16	524.45	218.67	308.92	679.44	263.41	418.70
Gulbarga	538.62	278.13	260.49	681.44	328.87	352.56	836.92	372.63	464.45
Belgaum	741.45	434.31	307.15	880.49	456.95	423.54	1143.26	503.32	639.94

Source: Director of Agricultural Marketing.

Table No. 6.23

Table showing sales value of some important notified agricultural produces in the regulated markets of the State during 1991-92 (Rs. in lakhs)

Sl. No.	*Division/District*	*Food-grains*	*Pulses*	*Oilseeds*	*Cotton & fibre*	*Dry Chillies*	*Sugarcane products*	*Others*	*Value of all agri-produce*
I.	**Gulbarga Division**								
1.	Gulbarga	1007.63	8721.11	2758.31	5.76	56.45	75.31	100.61	12725.19
2.	Bellary	3707.57	786.73	2859.44	6667.83	77.64	110.18	163.38	14372.77
3.	Bidar	1087.22	2690.95	696.47	359.36	-----	185.17	46.78	5060.95
4.	Raichur	14218.14	1371.57	12304.81	6760.26	289.12	201.06	87.74	35232.70
II.	Belgaum Division								
1.	Uttara Kannada	453.85	-----	24.12	533.66	------	11.68	10809.74	11833.05
2.	Dharwad	3127.56	2889.91	6890.61	17844.18	5656.88	79.87	2978.47	39467.48
3.	Bijapur	1691.28	612.07	7350.65	4069.36	174.87	2825.13	676.22	17399.58
4.	Belgaum	1650.39	611.43	1090.27	16585.12	78.21	1352.79	2004.65	23372.86
III.	Bangalore Division								
1.	Kolar	3646.72	86.81	1023.61	-----	26.14	549.11	1191.29	6523.68
2.	Chitradurga	2090.25	359.71	10437.42	10559.57	163.70	164.38	3966.97	27742.00
3.	Tumkur	1351.58	102.84	2255.89	------	52.41	181.54	8390.42	12334.68
4.	Bangalore City	15805.99	9147.52	178.88	------	554.53	815.94	11241.23	37744.09
5.	Bangalore Rural	335.03	4.54	336.89	------	1.56	38.31	271.99	988.32
6.	Shimoga	2466.06	637.95	5.89	922.66	338.84	821.55	14399.95	19592.90
IV.	Mysore Division								
1.	Kodagu	481.88	0.04	0.01	------	------	11.86	5290.62	5784.41
2.	Chikmagalur	733.20	85.21	434.51	84.72	46.69	42.57	3150.53	4577.43
3.	Dakshina Kannada	1872.77	------	------	------	657.93	594.74	19684.51	22809.95
4.	Mysore	4107.00	364.36	1279.35	1870.60	158.89	1245.46	1798.68	10824.34
5.	Mandya	979.47	2.59	20.29	------	1.79	3424.10	733.37	5161.61
6.	Hassan	927.12	178.36	497.53	466.95	39.49	181.61	3593.68	5884.74
	Grand Total	61735.71	28653.70	50444.95	66730.03	8375.15	12912.36	90580.83	319432.73

Source: Marketing Department, Bangalore.

Add to page No.1001:

Registered Traders

Table No.6.24

The table given below indicates the number of business establishments registered under the KST and CST Acts in force in the State as on 31-3-1990.

Sl.No.	Division	Registered dealers under K.S.T.	C.S.T
1.	Bangalore City -I	22,442	15,847
2.	Bangalore City -II	26,253	16,771
3.	Bangalore	23,854	11,464
4.	Mysore	19,665	8,045
5.	Mangalore	17,283	8,217
6.	Dharwad	18,707	9,240
7.	Belgaum	19,309	9,550
8.	Gulbarga	12,402	6,081
9.	Davangere	18,883	9,694
	Total	1,78,798	94,909

Table No.6.25

Details about Entry Tax collected during the latest three years

(Amount in lakhs)

Sl. No.	Division	1987-88	1988-89	1989-90
1.	Bangalore City-I	1388.39	1436.75	1629.93
2.	Bangalore City-II	1208.94	1363.29	1634.85
3.	Bangalore	239.07	367.57	1019.94
4.	Mysore	189.79	198.53	167.52
5.	Mangalore	141.16	160.95	149.80
6.	Dharwad	250.35	275.60	338.92
7.	Belgaum	273.75	314.75	330.00
8.	Gulbarga	114.98	111.96	112.12
9.	Davangere	232.52	279.53	262.01
10.	Int. S.Z.	101.30	83.19	67.00
11.	Int. N.Z.	32.71	12.71	5.16
	Total	4173.06	4604.83	5717.25

Add Page No. 1003:

Exports outside India

Table No.6.26

The table given below indicates some major exports of the State for some recent years.

Name of the product.	89-90 Value in crores	90-91 Value in crores	91-92 Value in crores
Engineering goods	169.30	174.70	242.00
Readymade garments	157.00	246.00	340.10
Leather products	68.23	108.71	146.52
Coffee products	142.49	119.15	346.93
Silk products	69.27	100.00	156.93
Basic Chemicals	10.32	17.51	30.10
Marine Products	11.14	38.11	N.A
Plastic goods	4.66	4.14	6.71
Tobacco products	0.34	40.32	N.A

Table No.6.27

Detailed account for 1992-93

Sl. No.	Product	Amount in crores Rs.
1.	Basic Chemicals, Pharmaceuticals and Cosmetics	36.89
2.	Cashew, Cashew Kernels	21.48
3.	Engineering Products	243.56
4.	Electronics and Computer Software	166.27
5.	Plastic & Linoleum	2.94
6.	Tobacco & Beedi	3.80
7.	Agriculture & Proccessed food products	31.93
8.	Iron ore and minerals	318.12
9.	Coir products	0.30
10.	Gem & Jewellery	22.07
11.	Apparel	523.00
12.	Coffee	370.87
13.	Leather and leather products	150.00

.Source: Visveswarya Indstrial and Trade Centre.

Add to Page No.1015:

Weights and Measures

Recently the department has been renamed as the Department of Legal Metrology.

The tables given below indicate the progress of performance of the department for some latest years.

Table No.6.28

Progress of verification and stamping.

Year	*Weights*	*Weighing instruments*	*Measures*	*Measuring instruments*
1982-83	18,65,456	3,17,571	6,97,636	3,585
1984-85	19,01,262	4,39,530	8,09,687	4,049
1986-87	28,31,377	4,66,713	8,36,107	3,262
1988-89	27,30,715	3,95,920	5,95,445	3,755
1990-91	24,83,191	4,84,920	7,82,520	4,896
1991-92	22,35,692	5,38,468	9,08,831	5,296

Table No. 6.29

Year	*Verification and stamping fees collected (Rs. in lakhs)*	*No. of cases detected for contravening the provisions of the Act*	*Compounding fine in lakhs Rs.*	*Grand Total in lakhs Rs.*
1982-83	46.83	9,769	6.55	53.38
1984-85	52.44	14,354	5.70	58.15
1986-87	88.76	16,453	10.52	99.29
1988-89	101.48	15,548	15.30	116.78
1990-91	109.48	19,917	27.02	136.50
1991-92	117.71	22,402	43.96	161.67

Karnataka State Lottery

The State Government started a lottery scheme in 1970 as one of the popular means to mobilise small savings since it contemplates compulsory investment of 25% of the prize money over Rs. one lakh and above and 10% of the Prize money for Rs.less than one lakh in small savings. In course of time, the lottery schemes became very popular both in urban and rural centres and also provided temporary employment to many, who sell the lottery tickets. When the scheme of single-digit daily lottery (Mysore Lakshmi) was introduced, it took the shape of bidding on the New York Cotton rates ('OC') or the notorious 'matka' which were some type of gambling illegally. The single number lottery was discontinued in Nov.1992. However, in Karnataka the single-digit tickets of other states are sold freely together with other tickets of other states. Mysore Sales International Ltd., is the sole agent for the lottery schemes of the State Government. The periodic draw of lotteries continues in the State.

The table given below indicates some more details and financial aspects of the State Lottery for some recent years.

Table No.6.30

(Amount in crores)

Year	*Total amount of lottery tickets sold in the State*	*No. of sub-agents*	*Amount invested in small Savings*	*Profit earned by the State Government*
1985-86	13.15	3049	0.70	3.53
1986-87	10.57	2551	0.49	2.08
1987-88	12.32	2290	0.52	2.19
1988-89	14.51	2609	0.50	3.58
1989-90	17.79	2623	0.62	3.91
1990-91	16.26	2095	0.79	3.51
1991-92	20.34	2852	0.93	5.21

Add to page No.1016:

Procurement

Procurement of rice is being done uder the provisions of Karnataka Rice Procurement (Levy) Order 1984 and as amended from time to time. According to this order procurement is done in the form of rice from millers/traders against 33 1/2% of paddy converted into rice. The Food Corporation of India is the sole agent of procurement of levy rice. The K.S.F.C.S.C., Bangalore is the State agency for the purchase of paddy under support price operations. The procurement price of paddy and rice(per quintal) for 92-93 fixed by Government of India were as follows:- *Paddy:* Common variety Rs 270, Fine variety Rs.280, Superfine Rs.290; *Rice:* Common Rs,432.45, Fine variety Rs, 447.45 Superfine Rs.462.40,. As against the levy target of 1.20 lakhs MTs (rice) for the years 92-93, the achievement was 41,040 MTs. as on 31-12-91.

Add to Page No. 1017:

Public distribution

At present, the commodities covered under the P.D.S in the State are rice, wheat, sugar, kerosene, palm oil in addition to controlled cloth in the form of subsidised *dothis* and *sarees*. In addition to this, the Government is also considering the possibilities of covering commodities like pulses, iodised salt, tea powder, soap, matches, indigenous oil and exercise books for public distribution. At present, there are 273 whole-sale nominees supplying essential commodities to retail points. The entire whole-sale distribution has been entrusted

to co-operative sector and the State Food and Civil Supplies Corporation, Bangalore.

Retail outlets: It is reported that there were 18,435 fair price depots in the State by the end of 1992 and of them 13,575 were located in the rural areas and 4,860 were found in the I.R.(informal rationing) and urban areas.

Special Scheme (Green card): This scheme has come into force in the State from 1st Nov. 1985, under which food grains are supplied at subsidised rates to the rural poor (annual income of the family for this purpose has been now raised to Rs.6,400 from Rs. 3,500). The beneficiaries under the scheme also include rural landless agricultural labourers, plantation labourers, small and marginal farmers and all persons belong to SC/ST communities, beedi rollers, stone cutters etc. At present, 32.36 lakh of beneficiaries are identified and distributed food grains at highly subsidised rates of 10 kgs per family per month. Now green colour cards are being replaced by tri-colour cards since August 15th 1989. The above scheme has been extended to 45 urban towns with less than 20,000 population in 17 districts of the state and 37,066 families have been identified.

I.T.D.P.

Under the Central Scheme of Integrated Tribal Development Programme (Central Scheme), launched from January 1986, food grains are supplied at the Government of India Subsidised Rates to the rural families living in tribal areas. In the State, 23 taluks are covered under the scheme in the districts of Chikmagalur, Kodagu, Dakshina Kannada and Mysore. The Scheme covers 8,24,095 tribal families in these districts.

Mobile Fair Price Shops: Government of Karnataka has received Rs.50 lakhs assistance from the Central Government for setting up Mobile Fair Price Shops covering I.T.D.P. and D.P.A.P. programmes covering 19 taluks of Chikmagalur, Mysore, Dakshina Kannada, Kodagu and Raichur districts.

Add to page No.1020:

Warehousing

Central Warehousing Corporation: Bangalore region of the Central Warehousing Corporation was commissioned in 1992 and comprises of Karnataka, Kerala and Goa States. The list given below indicates the location of Central Warehouses in the State and their present storage capacity(In Mts):

Mangalore 13,390; Panambur 14,000; Belgaum 16,438; Bailhongal 2,600; Soundatti 2,260; Gadag 19,473; Gulbarga 11,157; Shikaripur 5,098; K.R.Nagar 2,124; Mysore 14,215 (Custom Bonded); Davangere 17,513;

Bangalore: Yeswanthpur-I 23,648; Yeswathpur V 7,075; Rajeswarinagar 12,718; Whitefield 5,900; Peenya 1,161 (custom bonded); NGEF 2,016 (CB); Whitefield Road, KMA 226 (CB); K.R. Puram 1,363 (CB); B.P.L (Hoskote) 518 (CB); Micro Pack (Jigni) 120 (CB); Bommanahalli 1,061 (CB); Yeswanthpur (Digital) 38(CB)

Add to page No.1020:

Karnataka State Ware Housing Corporation

The present paid-up share capital of the Corporation by the end of March 1992 was Rs.494.94 lakhs equally shared by the State Government and the Central Warehousing Corporation. In addition to other regular functions, the Corporation has been arranging for the aerial spraying of plantation through helicopters since 1984.

Under the scheme of National Grid of Rural Godowns (NGRG) rural godowns with 1000 Mts to 3000 Mts capacity were constructed by the Corporation in 39 different places in the State at a cost of Rs.328.02 lakhs, with a total storage capacity of 59,500 Mts. With this network of NGRG, the total storage capacity of the Corporation was increased to 2.08 lakhs Mts at the close of March 1992. During the year 1991-92 the Corporation was having godowns at 88 centres in the State including those hired, with total storage capacity of 2,08,625 Mts with 70% occupancy.

The income and expenditure of the Corporation for some recent years were as follows:(The figures in the bracket indicate the expenditure; the amount is in terms of lakhs of rupees): 1981-82=91.39 (60.03); 1983-84=137.70 (100.11); 1986-87=307.83 (249.00); 1989-90=313.68 (324.93);1990-91=322.00 (300.20); and 1991-92 (Unaudited)=331.08 (312.20)

Container Freight Station: Railway authorities have recently (1993) identified five places in the State for setting up Container Freight Stations, Viz., White Field near Bangalore, Tumkur, Mysore, Bijapur and Mangalore.

Add to page No.1021:

Co-operative Godowns: Warehousing activities in the Co-operative sector has facilitated for better marketing of agricultural produces as well as to store agricultural inputs. By the end of March 1990 the total number of godowns of all types sanctioned in the State were 5447 and of them 4242 were rural godowns, 580 were Marketing godowns and 655 were other godowns. The total number of godowns completed were 4177. This has helped to create a total storage capacity of 1.80 lakh Mts. with an outlay of Rs.1,822 lakhs by the end of March 1990.

Consumer Awareness Movement

In the present day complexity of trade transactions the two maxims are widely applicable viz., "Consumer is a king" and "Caveat emptor" (let the buyer beware). But on the other hand, by and large, in the absence of consumer's awareness, unity, lack of legal protection etc. the consumer is more subjected to exploitation in different circumstances by the unscrupulous traders, merchants and other constitutents including public undertakings engaged in trade and commerce and rendering services including the public utilities.

The enactment of the Consumer Protection Act 1986 (Central Act 68 of 1986), has provided a legal remedy to such exploited consumers. Earlier to this, in Jan.1980, the Government of Karnataka had constituted a Consumer Protection Board which aimed at imparting education and training to citizens on general issues of consumers' rights and to improve the quality and standard of goods and services offered for sale and to hold the price line of all consumer products. Besides undertaking publicity and propaganda activities on Consumers' protection, the Board also rendered counsel to the Government regarding the measures to protect the interest of consumers. However, the Board became defunct in 1989.

In accordance with the provisions of the Consumer Protection Act 1986, the State Government had constituted the Consumer Protection Council in 1989 for a period of three years. The Council consisted of 48 member with Chief Minister as Chairman. In order to extend legal remedy to the exploited consumers the State Government initially established the Consumer Dispute Redressal Fora in four Divisional headquarters in 1989 with the approval of the Central Government. Subsequently, in order to streamline the functioning of the Fora, 16 more such quasi-judicial bodies known as the District Forum for each of the districts were opened in 1991. As an appellate authority, to the District Forum there is a State Commission in Bangalore with specified jurisdiction where the value of goods or services and the compensation exceeds Rs.one to 10 lakhs. The District Forum has jurisdiction of less than Rs.one lakh.

In order to create consumer awareness widely, there are 38 voluntery organisations in the State whose main objectives are to promote consumer awareness by imparting services like sustained campaign, education, etc.

The Institute of Co-operative Management, Bangalore (I.C.M.B)

The former cooperative Training College (1962) was renamed as Institute of Co-operative Management (I.C.M.B.) in June 1991. It is one of the apex management development oriented institutes in the country for co-operative undertakings. Among other things, ICMB mainly aims at proper development of infrastructural business culture and enterprenueral skill and ability in co-

operative management by catering to the needs of training and other requirements of top executives of co-operative sector. The main functional activities of the institute include training, research, consultancy and publication. It offers post-graduate programme and higher diploma in co-operative management. The Govt. of India and co-operative enterprises in Asia, Africa and Middle East are making use of the programmes of this Institue sponsored under Colombo Plan, U.N.D.P., I.L.O., F.A.O Fellowship.

Upto the end of March 1993, the total number of persons who received training through the Institute under different faculties is reported as 8,907 including 2,897 Govt. officials, 5,509 institutional executives and 129 foreign scholars. The Institute possesses interdisciplinary multisectoral faculty. The Institute is housed in a well planned and fully equipped spacious complex at Padmanabhanagar covering about six acres, built at a cost of over Rs. one crore.

CHAPTER VII

TRANSPORT AND COMMUNICATION*

SUBSTANTIAL progress was evidenced in the development of transport and communication facilities including roads during the Five Year Plans and the Annual Plans, in the State.

New roads and bridges were constructed and the existing ones were improved. The road length which was 1,00,786 in 1982 rose to 1,21,266 km (about 20% increase), in 1992. During the same period the surfaced roads which stood at 60,033 went up to 80,135 km (33.78% increase). Of the total 1,21,266 km road length that existed on 31st March 1992, the share of national highways and state highways was 1.65 percent and 9.31 percent respectively. Major district roads and other district roads constituted 14.89 and 2.62 percent respectively. The roads under the jurisdiction of Irrigation Department, T.D.B and Forest Departments were to the length of 7.74 percent, 24.74 percent and 2.13 percent respectively.

Together with expansion of road facilities, the facilities of railways, airways, waterways, post, telegraph, telephone etc. saw expansion, and these aspects are also discussed in this chapter.

National Highways

The National Highways are maintained by the State P.W.D out of the funds made available by the Central Government. The length of National Highway in the State in 1982 was 1,968 km which was increased to 1,997 km in 1992-93. Details of the seven National Highways in the State are as shown below:

* This chapter in the original volume is in part II, and the information here is in continuation of that chapter.

National Highway No.	*Name of the N.H*	*Length in the State (in Kms.)*
4.	Madras - Kolar - Bangalore - Hubli - Belgaum - Pune - Bombay	700
4A.	Belgaum - Khanapur - Anmod - Panaji	84
7	Varanasi - Nagpur - Hyderabad, Kumool - Bagepalli - Bangalore - Hosur - Krishnagiri - Salem - Madurai - Kanyakumari.	128
9	Pune - Sholapur - Humnabad - Hyderabad - Vijayawada	75
13	Chitradurga - Hospet - Bijapur - Sholapur	390
17	Panvel - Panaji - Karwar - Kundapur - Udupi - Mangalore - Cannanore - Calicut - Trichur	300
48	Bangalore - Nelamangal - Kunigal - Hassan - Sakleshpur - Mangalore	320
	Total	1,997

Under the Road Development Plan 1981 - 2000, the target fixed for the National Highway's length in Karnataka was 3,900 km. Now the State has only 6.8 percent of the total length of National Highways in the Country. And this length is less per 1000 sq.km of area when compared to Kerala and Tamilnadu. To make good the deficit, it is proposed to declare the following 13 roads as National Highways in the State.

Sl.No.	*Name of the road*	*Length in Km.*
1.	Gooty on NH-7 in Andhra Pradesh - Guntakal - Bellary - Hospet - Koppal - Gadag, Hubli - Karwar (to join NH-17)	400
2.	Bangalore - Mysore - Nanjangud - Gundlupet - Ooty Coimbatore (to join NH-17) in Tamilnadu	200
3.	Mysore - Shrirangapattana - Nagamangala - Chiknayakanahalli - Huliyar - Hiriyur-Bellary-Siruguppa-Shahapur Gulbarga -Humnabad (to join NH-17)	332
4.	Tumkur - Arasikere - Shimoga - Sagar - Honavar (to join NH-19)	722
5.	Bangalore - Mysore - Madikeri - Mangalore (to join NH-17)	385
6.	Belgaum - Bijapur - Gulbarga - Humnabad (to join NH-9)	364
7.	Belgaum - Bagalkot - Raichur - Mehaboobnagar in Andhra Pradesh.	336
8.	Chitradurga - Holalkere - Hosadurga - Chikmagalur - Mudigere - Belthangadi - Bantwal - Mangalore (to join NH-17)	283
9.	Dharwad - Londa - Anmod - Panaji (to join NH-17)	93
10.	Padubidri - Karkala - Sringeri - Tirthahalli -Shikaripur - Shiralkoppa - Hubli - Bagalkot - Humnabad	750
11.	Sira (on NH-4) Bangalore - Poona Road, Madhugiri - Gauribidanur - Chikballapur - Chintamani - Srinivasapur - Mulbagal (on NH-4) Bangalore-Madras Road.	160
12.	Chitradurga - Shimoga - Chikmagalur - Sakleshpur - Madikeri - Tellichery	330
13.	Bangalore - Kanakapur - Malavalli - Mysore - Nanjangud - Sultan Battery - Kozhikode	240
13(a).	Bangalore - Mysore - Hunsur - Virajpet - Calicut road upto state border	270

Periodic traffic census has revealed an increase of about 30% traffic annually, on the National Highways. From 1956-57 to 1990-91, an amount of Rs.176 crore has been spent for the improvement of the existing National Highways in the State. During the Eighth Five Year Plan, a provision of about Rs.253 crore and Rs.33.40 crore respectively has been alloted for the road improvement works and bridge works. The National Highways included for development in the State were No.4,7,9,13,17 and No.48.

For the past one decade, 30 km of the National Highway No.4 has been widened from two lane to four lane. About 50 km of National Highway-9, 87 km of NH-13,72 km of NH-17 and 122 km of NH-48, were widened from single lane to two lane. Under the Asian Development Loan Assistance, a length of 25 km of the NH-7, has been taken up for converting it into four lanes (km 8.00 to km 33.00-Bangalore to Tamilnadu border - near Hosur). Its estimated cost of about Rs.48.81 crores will be met by the Central Government.

Table No.7.1

Table showing the total road length in Karnataka under the control of various agencies from 1982 to 1992 (length in Kms)

Sl. No.	*Year as on 31st March*	*Road Length in charge of*					
		P.W.D.	*Zilla Parishads*	*Irrigation Department*	*T.D.B.*	*Forest Department*	*Total*
1.	1982	65,595	-	6,139	26,620	2,432	1,00,786
2.	1983	66,247	-	6,256	26,962	2,439	1,01,904
3.	1984	66,556	-	6,256	27,719	2,442	1.02,973
4.	1985	78,277	-	6,256	25,631	2,446	1,12,610
5.	1986	78,446	-	6,256	25,775	2,446	1,12,923
6.	1987	78,776	-	6,256	25,890	2,468	1,13,390
7.	1988	31,179	47,750	6,377	26,482	2,467	1,14,255
8.	1989	31,215	47,812	6,377	27,173	2,476	1,15,053
9.	1990	31,225	47,881	6,377	29,137	2,516	1,17,138
10.	1991	31,314	48,189	7,335	29,526	2,562	1,18,926
11.	1992	31,348	48,267	9,321	29,678	2,582	1,21,266

On 1-4-1987, the Zilla Parishads were formed and other District Roads and Village roads were transferred to them, from P.W.D. for better maintenance and constructing new roads.

(Source : All Tables on roads are from P.W.D. of the state)

Table No.7.2

Table showing the physical and financial progress achieved in the road development during the Annual Plans and Five Year Plans.

Sl.No.	*Details*	*Unit*	*Actual achievements during*				
			Annual plans 1978-79 and 1979-80	*Sixth plan 1980-85*	*Seventh plan 1985-90*	*Annual plan 1990-91*	*Annual plan 1991-92*
1.	Formation and improvements to roads	km	1,669	3,497	1,394	443	509
2.	Asphalting of roads	km	488	1,331	1,043	372	319
3.	Bridges	Nos.	376	846	482	148	225
4.	Tribal Sub Plan	Km.	16	132	125	31	34
5.	Construction of roads in Sugar Factory Areas (formed & improved)	Kms.	401	807	99	35	57
6.	Minimum Needs Programme	Nos.	88	380	408	140	174
7.	Integrated Comprehensive Rural Communication Programme (length formed and improved)	Km.	1,730	1,803	37	37	12
8.	Master Plan for Rural Roads, 1st Phase CD works.	Nos.	-	3,344	178	85	98
9.	Approach road to Harijanwadas	Km	-	300	1,056	367	387
10.	Halli Heddari	Nos.	-	2	123	58	95
11.	Sethubandhana	Nos.	-	208	895	195	358
	Expenditure incurred	Rs. in lakhs	2,613.91	10,405.87	14,185.00	3,821.57	4,904.6

Table No.7.3

Details of road development under various surfaces from 1982 to 1992

Sl.No.	*Year as on March 31*	*Surfaced road (CC BT/WBM*	*Unsurfaced road length (MUD)*	*Total*	*Road length per 100 sq.km Surfaced*	*Unsurfaced (MUD)*	*Total*
1.	1982	60,033	40,753	1,00,786	31	21	52
2.	1983	61,838	40,066	1,01,904	32	21	53
3.	1984	63,588	39,385	1,02,973	33	21	54
4.	1985	68,105	44,505	1,12,610	36	23	59
5.	1986	69,813	41,110	1,12,923	36	23	59
6.	1987	71,424	41,966	1,13,390	37	22	59
7.	1988	73,832	40,423	1,14,255	39	21	60
8.	1989	75,551	39,502	1,15,053	39	21	60
9.	1990	76,626	40,512	1,17,138	40	21	61
10.	1991	78,274	40,652	1,18,926	41	21	62
11.	1992	80,315	40,951	1,21,266	42	21	63

* CC - Cement Concrete, BT - Black Top, WBM - Water - bound Macadum

Table No.7.4

Distribution of road length under various categories from 1982 to 1992

Sl.No.	Year	National Highways	State Highways	Major District Roads	Other District Roads	Village Roads	Total	Irrigation Dept.	T.D.B.	Forest Dept.	Total
1.	1982	1,968	7,813	12,901	9,049	33,864	65,595	6,139	26,620	2,432	1,00,786
2.	1983	1,968	7,912	12,901	9,049	34,417	66,247	6,256	26,962	2,439	1,01,904
3.	1984	1,968	7,912	15,972	7,095	33,609	66,556	6,256	27,719	2,442	1,02,973
4.	1985	1,968	7,912	15,981	7,082	45,334	78,277	6,256	25,631	2,446	1,12,610
5.	1986	1,968	7,912	15,999	7,072	45,495	78,446	6,256	25,775	2,446	1,12,923
6.	1987	1,968	7,912	16,016	7,082	45,798	78,496	6,256	25,890	2,468	1,13,390
7.	1988	1,968	11,199	18,012	3,167	44,583	78,929	6,377	26,482	2,467	1,14,255
8.	1989	1,968	11,255	17,992	3,189	44,623	79,027	6,377	27,173	2,476	1,15,053
9.	1990	1,968	11,260	17,997	3,188	44,693	79,106	6,377	29,137	2,518	1,17,138
10.	1991	1,997	11,282	18,035	3,179	45,010	79,503	7,335	29,526	2,562	1,18,926
11.	1992	1,997	11,288	18,063	3,179	45,088	79,615	9,391	29,678	2,582	1,21,266

Other District roads and village roads were transferred from the control of P.W.D. to Zilla Parishads (1-4-1987), for further construction and maintenance.

Road Development Plan 1981-2001

A road development plan for the period 1981-2001, was formulated in 1987, by the Ministry of shipping and transport (transport wing), Government of India. According to it, efforts are on in Karnataka, to implement the following programmes and to achieve the targets in a phased manner, depending on the availability of funds: (1) In respect of State Highways, improving and raising the standard of existing road length where ever it is needed. Increasing the length of the State Highways by upgrading Major District Roads. (2) Connecting all villages in the State with all-weather roads. (3) Construction of link roads to all the Harijanwadas (4) Providing roads to all the hamlets. (5) Construction of Other District Roads to the Mandal Panchayat Headquarters, if they are not connected with such roads.

Road Traffic Census, Transport Survey and Sample Survey of Road Traffic: The periodical Traffic Census and Transport Surveys started in 1959, are being continued. The Traffic Census and Transport Surveys are being conducted in all the P.W.D. and Zilla Parishad roads in the State. The sample survey of 1991-92 reveals that when compared to traffic census conducted in 1987-88, the average traffic on National Highways rose from 22,252 to 40,092 metric tonnes. Thus in a span of four years there was an increase of 80.17% traffic

intensity. The average traffic volume of the NH (National Highway) which stood at 3,499 M.T. during 87-88, went upto 6,294 during 1991-92, and in this respect there was 79.88% net increase. Annual percentage increase works out to 19.97%.

Table No.7.5

The average traffic intensity during 1991-92 with regard to State Fund roads as compared to detailed Traffic Census of 1987-88 is as shown below.

Category of the Road	Average traffic intensity per day 1987-88	In metric tonnes 1991-92	Percentage increase	Annual percentage increase
State Highways	4,983	9,222	85.07	21.27
Major District Roads	2,387	4,184	25.28	16.82
Other District Roads	1,098	1,890	72.13	18.03
Village Roads	1,001	1,639	63.74	15.94
Total	9,469	16,935	78.85	19.71

The above table shows, that there was a sharp rise in respect of average traffic intensity on State Fund Roads, from 9,469 metric tonnes during 1987-88 to 16,935 in 1991-92. This works out to a net increase of 78.85% and annual increase to an extent of 19.71%.

Table No.7.6

Average traffic volume on all the State Fund roads during 1991-92 when compared to 1987-88 is given below.

(All types of vehicles - per day of 24 hours)

Category of the road	Average traffic volume 1987-88	1991-92	percentage increase	Annual percentage increase
State Highways	1,023	1,865	82.31	20.58
Major District roads	619	1,033	66.88	16.72
Other district roads	318	505	58.81	14.70
Village roads	288	458	59.03	14.76
Total	2,248	3,861	71.75	17.94

Between 1987-88 to 1991-92, the average traffic volume rose from 2,248 to 3,861 on all State Fund roads. As a result, the net increase in the percentage was 71.75 and the annual increase was 17.94.

Taking over of important roads from the local bodies:- The State Government has adopted a policy to take over roads of public importance for

imporvement and maintenence. Such roads are roads connecting State Highways and districts and those roads having heavy traffic. Improvements are effected in a phased manner depending on the availability of funds. The Government has taken over about 49,489 km length roads, from Taluk Development Boards and other agencies, till the end of 1986-87. When Zilla Parishads were formed (1987) all the village roads and other District Roads were brought under the control of Zill Parishads from the P.W.D. Besides, the T.D.B. roads also came under the control of Zilla Parishads.

On 18th February 1992, the government has transferred 10,000 km length of roads from the control of Zilla Parishads to the P.W.D., to improve them at the rate of 50 km per Assembly constituency. And such roads are being upgraded into major district roads. Year-wise (in km) details of roads taken over were as follows:1986-87: 5464.00; 1987-88: nil; 1988-89: nil; 1989-90: 8.50; 1990-91: 47.20; 1991-92: 10,000

There was phenomenal growth in all categories of roads and quality of their surface was also improved.

The cement concreted and asphalted road length, rose from 27,387 km, in 1982 to 36,229 km, in 1992. An increase of about 32.38 percent in a span of eleven years. In this period, the water bound macadam surface went up from 24,374 to 32,297 km, (32.50 percent increase). As a result of improvements, unmetalled roads decreased from 13,834 km to 11,089 km.

Table No.7.7

Details of the surface-wise roads from 1982 to 1992 are as given below.

Year (31st March)	*Total road length incharge of P.W.D. (in Kms)*				
	Cement Concrete	*Black topped*	*Water bound macadum surface*	*Unmetalled*	*Total*
1982	367	27,020	24,374	13,834	65,595
1983	365	27,769	24,978	13,135	66,247
1984	361	28,679	25,438	12,078	66,556
1985	359	29,830	29,033	19,055	78,277
1986	359	30,479	29,952	17,656	78,446
1987	359	31,243	30,671	16,503	78,776
1988	320	32,353	32,049	14,207	78,929
1989	311	33,222	32,491	13,003	79,027
1990	298	33,977	32,435	12,396	79,106
1991	293	35,117	32,567	11,526	79,503
1992	262	35,967	32,297	11,089	79,615

Note: The road length under Cement Concrete decreased owing to its recoating with B.T. surface.

Table No.7.8

District-wise total road length for some recent years is as given below (length in km)

	1982	*1984*	*1986*	*1988*	*1990*	*1991*	*1992*	*% to the Total*
Bangalore (U)	-	-	-	2,348	2,349	2,406	2,572	2.12
Bangalore (R)	6,249	6,255	7,069	4,713	4,744	4,729*	4,721	3.89
Belgaum	6,614	6,266	6,687	6,726	6,784	6,898	6,928	5.71
Bellary	3,729	3,816	4,316	4,354	4,433	4,524	4,472	3.68
Bidar	2,443	2,447	2,834	2,791	2,772	2,810	2,810	2.31
Bijapur	6.163	6,232	6,811	7,119	7,085	7,238	7,280	6.00
Chikamagalur	4,738	4,731	4,836	4,929	5,449	5,406*	5,606	4.62
Chitradurga	5,556	5,583	6,128	6,149	6,169	5,926*	6,441	5.31
Dakshina Kannada	4,389	4,559	4,830	4,792	4,761	4,866	4,868	4.01
Dharwad	6,140	6,250	6,946	7,069	8,383	9,882	9,369	7.25
Gulbarga	4,574	4,645	5,307	5,295	5,978	6,095	6,633	5.46
Hassan	5,205	5,254	6,056	6,318	6,580	6,619	6,757	5.46
Kolar	5,452	5,453	5,901	5,900	5,901	5,977	5,978	4.92
Kodagu	2,457	2,461	2,686	2,682	2,686	2,789	2,842	2.34
Mandya	7,720	7,739	8,104	8,181	8,178	8,046*	8,043	6.63
Mysore	8,163	8,287	8,927	8,984	8,992	8,912*	9,045	7.45
Raichur	4,886	4,951	5,401	5,451	5,480	5,514	5,586	4.60
Shimoga	6,961	7,064	7,349	7,344	8,642	7,417*	7,942	6.54
Tumkur	4,702	5,781	6,803	6,825	6,823	7,346	7,348	6.05
Uttara Kannada	5,095	5,199	5,932	5,985	5,949	6,026	6,025	4.96
Total	1,00,786	1,02,973	12,923	1,14,255	1,17,138	1,18,926	1,21,266	

* In some districts of the State, the road length was decreased due to reduction of figures pertaining to I.T.Roads and T.D.B. Roads.

Development of Hyderabad Karnataka: The Governement has prepared a blue-print for the development of Hyderabad Karnataka Area. Most of the funds are expected to be invested in important segments of the economy like roads and bridges, education, water supply, health etc. In Gulbarga, Bellary, Bidar and Raichur districts, it is proposed to take up construction of roads, bridges and building works, at an estimated cost of Rs.65 crores. In 1990-91 and 1991-92 an amount of Rs.610.60 lakhs and Rs.1,015.08 lakhs was spent on roads and bridges. The works are in various stages of progress.

Road improvement works under Rs.12 Lakhs programme for each constituency: The scheme for the improvement of roads under Rupees Twelve Lakhs

Programme was started in 1990. Under this programme, Rs.12 lakhs will be spent on road works in each Assembly constituency. An amount of Rs.867.08 lakhs was spent during 1990-91 and in 1991-92 Rs.1694.39 lakhs for the works taken up under this programme.

Rural Roads programme: Providing road communication continues to receive the attention of the Government. Several programmes have been launched for the construction and development of rural roads in recent years. They are M.N.P (Minimum Needs Programme), Halli Heddari, Sethubandhana, Master Plan for Rural Roads, 1st Phase C.D. Works etc.

Accessibility of Villages: The number of villages linked with all-weather roads in the State was 12,649 in 1991-92. It accounts for 47 per cent of the total inhabited villages being 27,028 as per 1981 Census. Of the remaining villages, 6,747 were provided with fair weather roads and 7,433 with kutcha roads which accounted for 25% and 27% respectively. The remaining 199 (about 1%) villages were without approach roads.

Minimum Needs Programme: The Minimum Needs Programme was started in 1974-75 and it envisages to provide all-weather approach roads to the villages having a population of 1,000 and above. From 1974-75 to 1991-92 a sum of Rs.53.77 crores were spent for connecting 1,398 villages with all-weather approach roads.

Halli Heddari: This scheme was started in 1984-85 with a view to provide all weather roads to the roadless villages having less than 1,000 population. Till the end of 1991-92, 167 villages (estimated) were connected at a cost of Rs.827.26 lakhs.

Approach Roads to Harijanwadas

In 1983-84, a new scheme to construct approach roads to the Harijanwadas (colonies of the Scheduled Castes) was launched. The details of the road length constructed and its expenditure from 1983-84 to 1991-92 is as shown below, the first figure being year, the second the amount spent in crores of rupees and the third figure standing for total length of roads in km. 1983-84:2.10;110; 1984-85: 2.15; 190; 1985-86: 3.03; 160; 1986-87: 4.05; 152; 1987-88: 3.69; 69; 1988-89: 5.14; 314; 1989-90: 4.75; 387; 1990-91: 5.65; 330; and 1991-92: 6.57; 387.

Note: Expenditure includes Minimum Needs Programme under special component plan.

Integrated Comprehensive Rural Communication Programme: This Sheme was launched in 1972-73 for the purpose of carrying out rural road development in the State. An amount of Rs.9.63 crores was spent in the Sixth Plan period.

During this period, about 1,803 km, length road was constructed. From 1985-86 to 1991-92 an expenditure of Rs.1.60 crores was incurred for constructing 77 kms road and some other related works.

Master Plans for Rural Roads - Ist Phase C.D.Works: This scheme was started to provide C.D. (Cross drainage) works having a linear water way of less than 6 metres. From 1985-86 to 1991-92, 346 C.D.Works were completed and expenditure incurred thereon was Rs.234.51 lakhs.

Sethubandhana

The Sethubandhana Programme was started with the aim of constructing cross drainages on non-P.W.D. roads which would be of immense benefit to the rural populace. Year-wise number of C.D.Works completed from 1985-86 to 1991-92 and their cost is as follows; the first figure being the year, second the number of works completed and their total expenditure in lakhs of rupees in each year: 1985-86: 184; 90.07; 1986-87: 184; 82.96; 1987-88: 73; 138.52; 1988-89:219; 138.74; 1989-90: 235; 97.29; 1990-91; 166; 103.83 and 1991-92: 258; 154.09.

Asphalting of roads in village limits: From 1986-87, a new scheme for asphalting roads in village limits for smooth traffic in rural areas and to prevent dust nuisance was introduced. The amount spent in 1986-87 was 43.73 lakhs. During 1987-88 to 1991-92, about 346 km village limit roads were asphalted at a cost of Rs.492.34 lakhs.

Construction under "People's Participation Programme": This programme was launched in 1986-87, to give high priority to the rural road improvement works having local people's participation. Maximum labour contribution in the construction of such roads should be upto 25% of the estimated cost. This scheme is being executed by the Zilla Parishads. From 1987-88 to 1991-92, an amount of Rs.161.53 lakhs was spent for improving and constructing 113 km road length.

Bridges

The number of bridges that existed as on 31st March 1982 was 64,818 which included culverts, minor bridges and major bridges on all the categories of roads. In a period of one decade (i.e. between 31st March 1982 to 31st March 1992), there has been substantial increase in the number of bridges which stood at 98,197. Comparative details of culverts, minor and major bridges that existed as on 31st March 1982, 31st March 1986 and on 31st March 1992 is as given below:

(in Nos.)

Minor briges having a linear water way of	*31-3-1982*	*31-3-1986*	*31-3-1992*
Upto 6 mtr (Culverts)	56,267	68,171	87,006
Minor bridges having a linear waterway of more than 6 mtr but less than 12 mtr.	5,330	6,423	7,139
Minor bridges having a linear waterway of more than 12 mt. but less than 18 mtr.	1,299	1,545	1,838
Minor bridges having a linear waterway of more than 18 mtr. but less than 24 mtr.	537	657	826
Minor bridges having a linear waterway of more than 24 mtr. but less than 30 mtr.	491	581	664
Bridges having a linear waterway of 30 mtr. and above	894	1,007	1,204
Total	64,818	78,384	98,677

Statement showing the number of major bridges having a linear waterway of more than 60 mtrs, on all categories of roads in the State as on 31 March 1986 and 1992 respectively on various categories of roads: National Highways: 47; 47; State Highways: 132; 136; Major Districts Roads: 113; 141; Other District Roads: 45*; 16; and Village Roads: 76; 74; Total: 414; 464

* Many of the other district and village roads have been upgraded as Major District Roads; hence the decrease in the number.

Statement showing the number of minor bridges, having six metres to sixty metres linear waterway on March 1986 and March 1992 respectively on various categories of roads: National Highways: 503; 503; State Highways: 2,544; 2,953; Major Districts Roads: 2,641; 3,027; Other District Roads: 1,781*; 1,109; and Village Roads: 2,330; 3,615; Total: 9,799; 11,207.

* Many other District Road have been upgraded as Major District Roads and State Highways; hence the decrease in the number.

Table No.7.9

District-wise number of Major Bridges is shown below, as on 31st March, each year

District	*1982*	*1984**	*1986*	*1988*	*1989*	*1992*
Bangalore (U) / Bangalore (R)	25	9	9	9	10	10
Belgaum	73	33	33	33	33	36
Bellary	36	12	13	14	14	15
Bidar	26	14	14	16	16	16
Bijapur	85	46	50	52	52	53
Chikamagalur	28	10	10	10	10	10
Chitradurga	38	19	21	25	25	27
Dakshina Kannada	106	57	58	63	70	63
Dharwad	64	24	24	24	27	27
Gulbarga	79	36	39	40	42	43
Hassan	16	9	9	10	11	11
Kolar	29	8	8	8	8	8
Kodagu	19	10	10	10	10	11
Mandya	23	13	13	14	14	14
Mysore	47	22	22	24	24	26
Raichur	89	34	34	36	38	38
Shimoga	39	13	13	15	16	16
Tumkur	25	13	13	18	18	20
Uttara Kannada	47	18	21	21	20	20
Total	894	400	414	442	458	464

Note: * Till 1983, the bridges having a linear waterway of 30.01 mtr. to 60 mtr have been classified under major bridges. From 1984 onwards, the above categories of bridges have been classified under minor bridges and shown under column 30 to 60 mtrs. Hence, the number of major bridges decreased in 1984 when compared to 1983.

After 1984, the bridges having a linear water way of 60.01 mtr. have been classified as major bridges.

Maintenance and repair to roads: Annually huge amount is being spent on maintenance and repairs of various categories of roads, for the purpose of smooth surface traffic. The expenditure incurred on maintenance of various roads from 1981-82 to 1991-92 is as detailed below, the amount being in crores of rupees: 1981-82: 20.31, 1982-83: 25.13, 1983-84: 27.33, 1984-85: 28.64, 1985-86: 31.27, 1986-87: 42.34, 1986-87: 42.34, 1987-88: 32.71, 1988-89:49.05, 1989-90: 63.78, 1990-91: 69.12 and 1991-92: 84.40.

Ring Road Alignment

A study for the ring road alignment was undertaken on behalf of the Bangalore Development Authority, by the Department of Space, Government of India and the Karnataka Remote Sensing Technology Utilisation Centre, Bangalore. For the first time in the country, remote sensing techniques have been successfully employed to identify and fix, the road alignment/corridors in three specific stretches for the proposed ring road for Bangalore. This study has yielded valuable terrain features like current land use/land cover, land forms, broad soil types, rock assemblages etc, in a short time of one month. It will be of considerable help in selecting the best possible alignments for planning major transportation network and reduce the cost and time involved in routine surveys.

The length of the three stretches identified is about 30 kms, and are as follows: (1) Lottegollahalli to CMTI Campus near Tumkur road (about 4 kms), situated on the North-Western Part of the city. (2) In the Western part, from the west of Nandini Layout to Hosakerehalli (about 13 kms length). (3). Route from Ibbalur to Whitefield, on Sarjapura Road near Krishnarajapuram Railway Station (about 12 kms length).

Add to part II, page 26:

Vehicles and conveyances: During 1982-83, the number of motor vehicles registered and being used in Karnataka was 5,04,232. And it rose sharply to 17,18,494 in 1992-93. Goods vehicles which were 36,510 in 1982-83, almost doubled and were 74,826 in 1992-93. Apart from commercial vehicles, the farm front too received a boost with the increase in the number of tractors from 20,561 in 1982-83, to 52,592 in 1992-93. Now, the Transport Department is one of the major revenue earning departments.

Rules and Regulations relating to motor vehicles: The rules and regulations relating to motor vehicles are being implemented by the Transport Department. They are as follows: (1) The Motor Vehicles Act, 1988 (Central Act 59 of 1988). (2) The Karnataka Motor Vehicles Taxation Act, 1957. (Karnataka Act 35 of 1957).(3) The Central Motor Vehicles Rules,1989. (4) The Karnataka Motor Vehicles Rules, 1989 and (5) The Karnataka Motor Vehicles Taxation Rules,1957.

The Transport Department is one among the Major departments in the State. Some of the transport matters like registration of motor vehicles, issue of driving licences to drivers and conductors, grant of permits for transport vehicles, licences to start motor driving schools, issue /suspension or cancellation of fitness certificates, measures for prevention of air pollution, collection of motor vehicles tax etc, are dealt by it.

Karnataka State Transport Authority: Transport Commissioner is the Chairman of the Quasi-Judicial Karnataka State Transport Authority, in accordance

with the Section 68 of the Motor Vehicles Act, 1988. Besides, there are two official members, The authority has powers to grant permits to tourist vehicles, passenger vehicles or goods carriages as per Inter-State Agreements. If conditions stipulated for the permits are violated, the K.S.T.A. has powers to suspend or cancel the permit. Similarly, the Regional Transport Authorities are quasi-judicial bodies and they grant permits to the transport vehicles for Inter-State operation or to renew/cancel permits.

Prevention of Air Pollution: Before implementing anti-air pollution measures, as envisaged in Rule 115 of Central Motor Vehicles Rules, 1989, public awareness programmes were launched by the Transport Department to highlight the hazards of vehicular traffic pollution. Checking of motor vehicles was started in 1990 in Bangalore and other cities. Between 1st April 1991 and 31st March 1992, petrol vehicles numbering 26,175 and 2,466 diesel vehicles were issued, emmission test certificates. For the violation of prescribed emission standards, 949 offenders were booked and prosecuted during 1992. The Transport Department is controlling and regulating the working of emission testing centres. There are 18 emission testing centres in the State and out of them 15 centres are in Bangalore and one each at Mysore, Dharwad and Mangalore. The department also uses its 30 smoke meters and 76 gas analysers for enforcement work on air pollution. Besides five licences for starting emission test centres and one diesel emission test centre were issued by the department.

Driving Training Schools: The regional transport officers are empowered to issue licences, for starting driving training schools. Number of motor driving training schools working in each district as on 31st March 1992 were as follows: Bangalore-31, Belgaum-1, Bellary-3, Bijapur-3, Bidar-1, Chikmagalur-1, Chitradurga-4, Dakshina Kannada-33, Dharwad-11, Gulbarga-3, Hassan-4, Kodagu-5, Kolar-3, Mandya-2, Mysore-3, Shimoga-3, Tumkur-3, Uttara Kannada-4, Raichur-1.

Plastic Card Driving Licences: Plastic card driving licences were introduced in Bangalore region for the first time in 1984-85. The scheme acquired popularity and it was extended to all the regions in the State. Plastic card driving licences are being issued in three colours. Of them, blue cards are issued to two wheelers, green cards to the light motor vehicles and red cards to the motor cycles and motor cars. Its manifold advantage are: easy to carry in the pockets and water proof: chances of tampering and mis-use is nil: and it serves as identity card of the drivers and specially in case of accident, it is easy to identify his/her address and blood group. The number of cards issued during 1991-92 was 79,989, of which blue were 50,424, green 6,982 and red 22,583.

Table No.7.10

Table showing category-wise number of motor vehicles registered and being used in Karnataka from 1982-83 to 1992-93.

Year	*Two wheelers*	*Motor cars*	*Jeeps*	*Motor cabs*	*Autorik-shaws*	*Omni-buses*	*Stage carriages*
1982-83	2,96,675	67,287	12,253	3,932	23,224	3,576	12,067
1983-84	3,50,829	70,896	13,152	5,189	25,998	4,162	12,594
1984-85	4,17,464	84,887	14,789	6,533	28,308	4,567	13,245
1985-86	4,97,391	92,869	16,146	6,728	28,987	4,308	13,013
1986-87	5,97,893	1,01,805	17,521	6,976	32,132	4,877	14,631
1987-88	7,05,520	1,10,315	18,885	7,421	35,275	5,279	15,524
1988-89	8,03,426	1,14,377	19,503	7,502	42,085	5,670	15,258
1989-90	9,31,708	1,24,148	20,624	7,794	45,404	5,103	15,917
1990-91	10,30,751	1,36,799	22,290	8,403	49,763	5,110	KSRTC 13,491 Private Buses: 3,432
1991-92	11,31,302	1,50,658	28,501	9,271	58,787	5,352	KSRTC 14,035 PRIVATE 3,665
1992-93	12,30,210	159,888	25,565	11,294	65,624	6,396	KSRTC 14,989 PRIVATE 3,714

Year	*Contract carriages*	*Goods vehicles*	*Tractors*	*Trailers*	*Others*	*Total number of vehicles*	*Percentage increase over previous year*
1982-83	550	36,510	20,561	20,729	6,868	5,04,232	-
1983-84	525	40,047	23,062	23,646	8,252	5,78,352	14.7
1984-85	73	42,875	26,675	26,948	10,630	6,76,994	17.1
1985-86	-	44,150	29,193	30,250	11,846	7,74,881	14.46
1986-87	-	47,713	31,607	32,959	11,691	8,99,775	16.12
1987-88	-	50,668	33,585	35,212	13,447	10,31,131	14.50
1988-89	-	53,329	35,334	35,946	14,543	11,46,973	11.23
1989-90	-	57,468	32,235	38,968	14,536	12,99,905	13.33
1990-91	-	63,137	41,640	42,241	15,786	14,32,843	10.23
1991-92	-	70,016	45,210	47,646	17,656	15,82,099	10.42
1992-93	-	74,826	52,592	54,660	18,736	17,18,494	8.62

Table No. 7.11

Table showing District-wise number of newly registered motor vehicles from 1982-83 to 1991-92.

District	*1982-83*	*1983-84*	*1984-85*	*1985-86*	*1986-87*	*1987-88*	*1988-89*	*1989-90*	*1990-91*	*1991-92*
*Bangalore	17,807	22,980	27,007	40,832	41,377	52,747	55,252	54,787	51,145	54,128
Belgaum	3,492	4,280	4,586	5,415	5,777	6,702	10,430	12,569	8,948	9,176
Bellary	1,418	2,126	2,550	2,699	2,119	2,907	3,343	3,886	3,949	3,881
Bidar	736	663	625	998	1,032	976	988	1,317	1,477	1,543
Bijapur	1,214	1,824	2,432	2,666	2,397	2,904	3,593	4,486	4,511	4,686
Chikmagalur	664	712	1,137	1,639	1,382	1,475	1,570	2,018	1,540	1,939
Chitradurga	1,872	3,580	4,470	4,537	4,240	4,948	5,343	6,114	5,498	8,278
Dakshina Kannada	4,637	5,004	5,564	7,111	6,718	7,476	8,620	8,120	6,958	7,935
Dharwad	2,754	4,034	5,443	6,079	5,769	6,181	8,192	9,459	7,344	7,490
Gulbarga	1,889	1,898	1,811	2,574	2,356	2,671	2,825	3,307	3,252	3,772
Hassan	936	1,132	1,746	2,514	2,858	2,359	2,807	3,107	2,280	2,784
Kolar	1,008	1,364	1,846	2,279	2,477	2,615	2,655	2,838	2,625	3,142
Kodagu	501	556	508	918	1,125	1,333	1,102	1,365	838	2,008
Mandya	702	867	1,072	1,354	1,141	1,624	1,645	2,472	2,175	1,657
Mysore	4,411	5,308	6,405	8,706	8,669	10,512	10,665	11,434	8,599	8,868
Raichur	912	1,602	2,384	2,401	1,803	2,393	2,542	3,540	3,740	3,992
Shimoga	2,021	2,911	3,140	4,048	4,271	4,809	4,714	5,479	4,087	4,993
Tumkur	1,669	2,226	3,540	4,047	3,272	3,999	4,122	4,092	3,244	3,773
Uttara Kannada	789	1,044	1,232	1,854	1,976	2,188	2,222	2,907	2,420	2,058
Total	49,432	64,111	77,488	1,02,671	1,00,759	1,20,819	1,32,410	1,43,297	1,24,630	1,35,603

* Bangalore Urban and Bangalore Rural Districts are included.

Table No.7.12

Table showing the number of motor vehicles registered and being used in Bangalore City From 1982-83 to 1992-93 (as on 31st March).

Year	Two wheelers	Three wheelers	Cars	Jeeps	Taxies	Buses	Trucks	Tractors	Trailers	Others	Total
1982-83	1,35,536	11,063	33,506	3,726	1,276	5,507	10,020	1,823	1,678	514	2,04,649
1983-84	1,62,206	11,880	36,064	4,043	1,607	5,931	10,686	1,510	1,361	757	2,36,045
1984-85	1,89,619	11,348	47,787	4,995	2,027	6,155	11,106	1,493	1,441	1,676	2,77,650
1985-86	2,16,234	10,446	53,150	4,914	1,756	5,168	11,632	755	671	1,963	3,06,589
1986-87	2,36,726	10,524	54,885	5,122	1,717	5,704	11,366	496	446	2,269	3,29,255
1987-88	3,01,877	12,439	64,703	5,741	2,027	6,575	13,013	693	589	3,127	4,10,784
1988-89	3,43,733	15,513	65,916	5,966	2,089	4,247	15,229	893	789	6,500	4,60,875
1989-90	4,01,811	15,591	71,078	5,823	2,218	4,215	16,467	853	762	5,443	5,24,261
1990-91	4,58,860	17,379	82,205	6,376	2,511	4,516	19,149	1,993	1,723	3,815	6,01,059
1991-92	5,00,613	23,096	90,929	6,807	2,773	4,816	21,345	2,190	1,903	4,197	66,152
*1992-93	5,25,317	25,478	89,879	6,474	2,862	5,040	21,353	1,690	1,601	6,910	6,86,628

* Includes Bangalore South Taluk and Anekal.

Add to Part II, Page 29 onwards :

Karnataka State Road Transport Corporation

The passenger services in Gulbarga and Bidar pockets were nationalised on 8th November 1985 and added to the KSRTC network. On 4th November 1987, the Raichur scheme was also implemented. Altogether in nine districts of the State namely, Uttara Kannada, Dharwad, Belgaum, Gulbarga, Bidar, Bijapur, Bellary, Hassan and Raichur, nationalisation of bus services was completed. The five districts where the nationalisation of bus services have been partially impelmented are Kolar, Bangalore Rural, Mysore, Chikmagalur and Bangalore Urban.

The Corporation has six regional and 19 divisional offices and 92 depots for administration as well as operation purposes. In two regional workshops at Bangalore and Hubli, new bus bodies are built and reconditioning of major assemblies take place. Two driving training schools have been set up at Hagaribommanahalli and Humnabad for imparting training to the drivers. Printing Presses have been established at Bangalore and Hubli for printing tickets and to provide stationary. The Corporation also has 12 Precured tyre retreading plants at different places in the State.

Concession passes are being issued to students, police personnel, the blind, homeguard and journalists, at the instance of the Government. In order to provide proper medical care to its employees and their families, the Corporation has undertaken construction of 25 bed hospitals one each at Gulbarga, Hubli and Bangalore. A new sports complex was recently opened at Bangalore to encourage sportsmen in the corporation.

Growth of KSRTC, from 1982-83 to 1991-92, was remarkable. Its fleet strength increased from 5,589 passenger buses in 1982-83 to 9,127 during 1992-93. Number of divisions and depots were up from 13 to 19 and 75 to 92 respectively. Besides, its work force went up from 37,122 to 55,386 during the same period. The number of new buses purchased during 1988-89, 1989-90, 1990-91 and 1991-92 were 1,159, 1,028, 747 and 1,139 respectively. The Bangalore City bus services and mofussil services are operated by the BTS North and BTS South divisions of the Bangalore region. Both the divisions operated 1,534 schedules, with a fleet of 1,664 buses as on 31st March 1992. These buses carried about 17 lakh passengers every day. On an average a revenue of Rs.18.59 lakhs per day was earned by the Bangalore region.

The contribution from State and Central Governments towards share capita was in the ratio of 2:1. The state Government's capital contribution to the Corporation, rose from Rs.12.88 crores to Rs.32.00 crores, during the perioc 1988-89 to 1991-92. The Union government had completely stopped its con tribution from the year 1987-88 in line with its policy that contribution wil be made to the undertakings which incur no losses. When the Corporatio made a profit of Rs.1.30 crores during 1990-91, it received a sum of Rs.4 crore as capital contribution from the Central Government during 1991-92. Financia institutions like LIC, IDBI etc., are lending money to the KSRTC. Given belov are the administrative and operational particulars of KSRTC, from 1982-83 t 1991-92.

Table No. 7.13

Sl.No.	Details	1982-83	1983-84	1984-85	1985-8
1.	Divisions	13	13	13	1
2.	Depots	75	76	77	7
3.	Staff employed	37,122	38,863	39,957	42,76
4.	Staff ratio	7.61	7.49	7.37	7.1
5.	Schedules	4,876	5,189	5,419	6,02
6.	Fleet	5,846	6,166	5,554	7,16
7.	Vehicle utilisation (kms)	276.2	276.0	280.0	289.
8.	Total (kms) operated (lakhs)	4775.01	5162,08	5475.79	6234.5
9.	Traffic revenue (lakhs)	15,400.80	17,775.72	20,094.36	24,860.7
10.	Daily service kms (lakhs)	13.40	14.10	15.00	17.0
11.	Daily traffic revenue (lakhs)	42.08	48.70	54.84	66.1
12.	Earnings per km (paise)	322.5	344.3	367.0	398.
13.	Daily passengers carried (lakh)	30.00	32.90	34.82	40.4
14.	Rate of fuel consumption	3.92	3.91	3.93	4.1
15.	Rate of breakdowns (per 1000 km)	0.55	0.40	0.35	0.2
16.	Rate of accidents (per lakhs kms)	0.34	0.33	0.31	0.2
17.	Inter state service	241	260	301	31
18.	Bus stations	171	184	193	20

S.No.	Details	1986-87	1987-88	1988-89	1989-90	1990-91	1991-92 (Provisional)
1.	Divisions	13	13	13	13	14	19
2.	Depots	78	82	84	90	91	92
3.	Staff employed	44,716	47,804	50,706	54,577	55,297	55,386
4.	Staff ratio	6.83	6.80	6.78	7.09	7.27	6.89
5.	Schedules	6,550	7,025	7,462	7,722	7,602	8,276
6.	Fleet	7,804	8,339	8,633	8,994	8,824	9,127
7.	Vehicle utilisation (kms)	290.0	294.9	297.4	296.3	296.6	293.6
8.	Total (kms) operated (lakhs)	6,906.70	7,748.83	8,180.53	8,271.83	8,231.00	8,407.09
9.	Traffic revenue (lakhs)	29,785.70	29,830.65	34,559.54	37,413.23	40,482.4	52,353
10.	Daily service kms (lakhs)	18.92	21.17	22.41	22.66	22.55	22.97
11.	Daily traffic revenue (lakhs)	81.60	81.5	94.68	102.5	110.83	143.04
12.	Earnings per km (paise)	431.3	446	457.4	489	602	622.7
13.	Daily passengers carried (lakhs)	39.91	46.20	49.05	54.60	55.61	56.00
14.	Rate of fuel consumption	4.30	NA	NA	NA	NA	NA
15.	Rate of break-downs (per 1000 km)	0.15	0.12	0.15	0.15	0.17	0.20
16.	Rate of accidents (per lakhs kms)	0.25	0.25	0.27	0.28	0.27	0.28
17.	Inter state service	377	463	465	469	465	465
18.	Bus stations	208	215	232	240	246	253

Licencing of drivers and Conductors: In accordance with Section 2 of the Motor Vehicles Act, 1988, no person shall drive a motor vehicle in public place, unless he holds a valid driving licence. Similarly, Section 29 of the Motor Vehicles Act, 1988, stipulates that no person shall act as a conductor of a stage carrier, unless he holds an effective conductor's licence. These licences are issued by the Regional Transport Officers, in their respective jurisdictions. Competency tests in driving are being conducted by the Inspector of Motor Vehicles, R.T.O.s and A.R.T.O.s.

Driving Training Schools: Driving training schools exist in all the districts to impart training to the aspirants, and they are found mostly in urban areas. Among the districts having highest number of training schools, Dakhsina Kannada

district stands first followed by Bangalore District (including Rural and Urban district). Of the 39,293 successful trainees in 1991-92, those who have passed in driving light motor vehicles, autorikshaws, heavy passenger vehicles and heavy goods vehicles were respectively 22,278, 12,027, 2,868 and 2,120. Licences to start driving schools, are being issued by the Regional Transport Officers.

District-wise number of driving schools as on 31st March in 1987 and in 1992 respectively were: Bangalore:14;31, Belgaum Nil;1,Bellary1;3 Bidar nil;1,Bijapur: nil;3,Chikmagalur-nil;1, Chitradurga: nil;4, Dakshina Kannada: 9;33, Dharwad:1;11, Gulbarga: 1;3; Hassan:1:4, Kodagu: Nil; 5, Kolar: Nil;3, Mandya:1;2, Mysore: Nil;3, Raichur:Nil;1, Shimoga:1;3, Tumkur:Nil;3 and Uttara Kannada: Nil;4, Total:30;119.

Inter-State Transport: Details of inter-state permits issued to transport vehicles under the reciprocal agreements as on 1990-91 are as follows: Goods transport services (public carriers): (the first figure here is number of permits in force and the second is number of permits counter-signed and in force.) Karnataka-Tamilnadu- 2,864;3,143, Karnataka- Andhra Pradesh: 5,178;5,256, Karnataka-Maharashtra: 4,784;4,696, Karnataka -Kerala: 239;1,078, Karnataka- Goa: 112;532 and Karnataka-Madhya Pradesh: Nil; 14.

Table No.7.14

Passenger transport vehicles as on 1991-92. (permits issued)

States	Buses	TouristTaxies	Motor Cabs
Karnataka Tamilnadu	85	94	71
Karnataka Andhra Pradesh	381	-	47
Karnataka Kerala	93	75	36
Karnataka Maharashtra	65	-	-
Karnataka Goa.	20	35	01
Total	644	204	155

Source: Transport Department, Karnataka

National Permits: The Rule 6 of the National Permit Rules, 1975, was amended by the Government of India, to increase the minimum age of the vehicle from four years to nine years, from the date of its first registration for getting a permit. It is also stipulated in the rules, to stop the operation of the vehicles, after expiry of nine years, by rendering the permit invalid unless it is replaced by a new vehicle. The number of national permits in the State rose sharply from 2,582 in 1986-87 to 7,890 in 1990-91.The increase in the number of national permits is attributed to the liberalisation of the related rules. And the highest number of national permit vehicles were found in Bangalore district (1834) followed by Belgaum (1615) and Dakshina Kannada (1502), in the year 1990-91.

South Zone Permit Schems for taxies: Under the South Zone permit scheme, the quota of permits was enhanced from 100 to 400, for tourist motor cabs to operate in Karnataka, Tamilnadu, Andhra Pradesh, Kerala, Goa and the Union Territory of Pondicherry, on a single point tax without counter-signature. At the end of 31st March 1991, the South Zone permits issued and in force were 355.

All India Tourist Permit Scheme: The Motor Vehicles Act of 1988 (replacing the Act of 1939) liberalised the issue of permits for all-India Tourist vehicles. Accordingly as on 31-3-1991, there were 64 tourist omnibus permits and 1,082 tourist motor cab permits in force.

The Composite Permit Scheme (Zonal Permits), was abolished by the Government of India from 1-4-1986. Holders of these permits were allowed to operate their vehicles till its expiry. They were also permitted to opt for national permits in lieu of Zonal permits. Particulars of different types of inter-state permits in force from 1987 to 1991 were as follows:

Table No. 7.15

Year	*National permits*	*All India Tourist permits*		*South Zone permits for tourist taxies*
		Omnibuses	*Motor cabs*	
31-3-1987	2,582	49	377	396
31-3-1988	3,531	48	378	386
31-3-1989	4,808	49	377	396
31-3-1990	6,220	64	583	380
31-3-1991	7,890	64	1,082	355

Speed Pass: Issue of speed pass scheme to goods vehicles was started in August 1989. Such pass will contain all the particulars of the vehicle including the validity of the documents. The scheme is continued.

Master Pass: On the lines of speed pass, master passes are being issued to the non-transport vehicles, to enable the registered owners to carry the master pass instead of all the documents. This scheme has been extended to Mangalore, Mysore and Dharwad cities also.

Pre-paid Taxi service: The pre-paid taxi service was introduced for the first time at Bangalore Airport on 17th March 1990, to provide efficient and reasonable taxi services to the travelling public. Soon it became popular and on 26th Sept. 1990, another pre-paid taxi counter was started at the City Railway Station. At both the places, the counters are managed by the department, and a service charge of two rupees for each trip is being collected. Bangalore city has been divided into five divisions and taxi fare is fixed for each division.

During 1990-91, the air port counter arranged 20,040 trips and City Railway Station counter 1,608 trips.

Add to Part II, page 39 :

Table No.7.16

Road Accidents and fatalities and injuries in the State from 1987 to 1992.

Year	*Mechanical defect*	*Negligence of drivers*	*Others*	*Total*	*No. of persons injured*	*No. of persons killed*
1987-88	145	15,439	429	16,013	19,310	2,680
1988-89	189	17,589	651	18,429	23,197	3,265
1989-90	100	19,625	494	20,219	21,194	3,599
1990-91	85	18,704	333	20,113	23,893	3,295

Add to Part II page 48 :

RAILWAYS

Indian Railways have initiated several development projects like unigauge, track doubling, electrification etc., for expansion of railway network in the Country. The metre gauge track conversion of 178 kms of the Dharmavaram- Bangalore City line was completed and opened for traffic in January 1983 itself. Work of the Mysore-Bangalore City broad gauge line which was actually started in 1979, was completed in August 1992, and opened for passenger traffic on 16th April 1993. The amount spent for converting 138.25 km route, was Rs.136.26 crores. Along this track, out of 390 existing bridges 56 were retained, 22 were strengthened to suit broad gauge standard and 287 bridges were rebuilt. New stations have come up at Nayandahalli, Mandya, Channapatna and Yeliyur. Metre gauge route signalling system was replaced by installing, latest colour light signalling with centralised panel operation. In the year 1991-92 at a cost of Rs.11.50 crores, the existing metre gauge from Mysore to Ashokapuram is being converted to broad gauge. In tune with it, workshops at Ashokapuram are also being modified, to switch over to the overhauling of broad gauge rolling stock. Recently completed broad gauge line, will enable fast movement of passenger and freight traffic and boost tourism at Mysore. It provides inter-city passenger service between Mysore and metropolitan cities like Delhi, Bombay, Madras and Calcutta through Bangalore. A preliminary survey is being conducted to electrify this line.

With the opening of Dharmavaram-Bangalore and Bangalore-Mysore, broad gauge routes, it became inevitable to convert the Bangalore city-Yeswantpur - Yelahanka line also. The conversion work of this section was started in January 1992 and completed in January 1993,at a cost of Rs.13.97 crores. This section was opened for passenger traffic on 19th February 1993. For a length of 17.50 km, 35 bridges were strengthened and about 2,000 tonnes of rails and 29,000

sleepers were used. Earlier, north bound trains to Bombay, Delhi, Hyderabad etc., were taking circuitous route through Biayyappanahalli, K.R. Puram and Channasandra. After conversion of this line, the distance to the said cities is shortened by 11 km. This stretch of 17.50 km can also form a part of circular railway system of Bangalore when implemented.

For the past few years, there has been substantial increase in the movement of passenger and freight trains between Bangalore and Madras. The broad gauge line between Bangalore-Jolarpettai, is one of the most important routes in Southern Railway. Through this section, freight and passenger traffic is moved to and from Kerala,Karnataka and Tamilnadu. Prompted by the heavy traffic on this section, the line from Bangalore City to Krishnarajapuram was doubled way back in 1980, and that of Jolarpettai-Kuppam in 1981. Yet another part between Krishnarajapuram and Whitefield, was doubled and commissioned for traffic in 1986. The final phase of the doubling work, in the remaining portion of 81.31 km, between Whitefield and Kuppam was started on 19th Feb 1993. The estimated cost of the doubling project is Rs. 108.72 crores. Electrification work of the Bangalore City-Jolarpettai section was completed in 1992, and the first electric train was operated on 19th may 1992.

The 54-km Bellary-Rayadurga metre guage, was changed to broadguage in 1993 and commissioned for traffic. The expenditure incurred for this project was Rs. 19.15 crores. Two major bridges and 83 minor bridges were newly built on this route. This part of the track which links Rayadurga in Ananthpur district of Andhra Pradesh, is of great help to the economic and social development of the region.

Guage conversion work of 69 km Bangalore City-Tumkur line was completed in one year's time. It was inaugurated for passenger traffic on 18th July 1993. This line forms part of the 469 km Bangalore City-Hubli guage conversion project. The second stretch of 96 km from Tumkur to Arsikere is completed and opened on 27th November.1993.The whole project is expected to cost Rs. 232 crores. Other routes, proposed for conversion during 1993-94 are: 1. Rayadurga-Chitradurga-Chikjajur (134km); 2. Arsikere-Birur-Chikjajur (115 km); and 3. Birur-Shimoga (63 km). By the end of this year, gauge conversion of 235 km line from Arsikere-Hassan-Sakleshpur, will be taken up at an estimated cost of Rs. 180 crores. The Project would be completed in about two year's time.

Project for conversion of metre guage into broad guage between Hospet-Londa-Goa was sanctioned. After completion of this line, movement of fertilisers from Goa region to Nandyal-Guntur-Nagarjunasagar areas will be easier. Similarly, food grains can be transported from the coastal districts, through broad guage network *via* Guntur-Narasaraopet to the neighbouring Karnataka and Goa. The South Central Railway has included electrification project of Renigunta-Guntakal/Hospet line, in its 1992-93 plan. Transportation of iron ore for export, is the aim of this 448 km railway route. New lines proposed for conversion

are the Miraj-Londa 188 km track and 144 km Hubli-Hospet route. The work of former is already in progress.

Reservation facility is fully computerised at Bangalore City railway station and soon it will be extended to the Bangalore Contonment station. This station is also being developed as the second coaching terminal for Bangalore area. The existing goods shed facility will be shifted from there to Baiyyappanahalli. Additional facilities were provided at the satellite goods terminal at Whitefield to cope up with the increased freight traffic. For which an amount of one crore was already spent.

The Container Corporation of India is a Public sector undertaking of the railways, and one modern inland container handling depot is being constructed by it, near Whitefield. For the benefit of the travelling public in the city limits, satellite railway stations are planned at important places. Two such places are Yelahanka and Krishnarajapuram. A new look will be given to the City Railway Station, at a cost of Rs. 25 Lakhs. At present, there is only one terminus for the railway users in Bangalore. But the steady increase in the number of trains originating and terminating, has blocked further expansion of Bangalore City railway station. In view of the urgency of constructing a second terminus for the rail users, it is proposed to construct an auxiliary terminal near Bangalore, at a cost of about Rs. 15 crores. It is also planned to construct several bye-passes at Bangalore and Yeswanthpur at a cost of about Rs.17 crore.

Wheel and Axle Plant :The giant Wheel and Axle plant was set up at Yelahanka, near Bangalore in 1984. The total cost of the project was Rs. 146 crores. This plant is manufacturing wheels and axles for the railway carriages with latest design and technology. In 1987-88, the plant has produced 23,007 wheelsets, 4,585 wheels and 5,005 axles were rolled out, whereas in 1991-92, 69,887 wheels and 4,370 axles worth Rs.152 crores. At a cost of Rs.41.05 crores, further expansion of the plant is on cards. (for details, see chapterV, Industries)

Konkan Railway Project

The Konkan Railway Corporation is an undertaking of the Government of India, duly constituted for the purpose of executing Roha-Mangalore new broad guage project. Construction related work of this project in Uttara Kannada and Dakshina Kannada Districts are being executed by the Chief Engineers of Karwar Zone and Udupi Zone respectively. Distance of the proposed line passing through Uttara Kannada is about 130.50 km. In Karwar zone as on 31st March 1993, out of the 13 major bridges four were completed and among the 310 minor bridges 140 were completed. The remaining 75 bridges were under various stages of progress. Two longest bridges of the Konkan Railway are located in this zone. They are 2.2 km long Sharavati bridge and 1.2 km long Kali river bridge. Considerable progress has been achieved in the construction of seven railway station buildings and seven over/under bridges.Tunnelling work is under various stages of progress in all the ten tunnels. A tunnel near Karwar

(No.8), is one of the longest and has a length of 2,960 metres. Another tunnel at Honavar (No.5 & 5A), is a shield tunnel and the type of its construction is unique. To accelerate the pace of the tunnel work, the Corporation has imported heavy machinery from Sweden and the same has been deployed at the work spots. Total cost of project in this zone is Rs.240 crores and of which a sum of Rs. 104 crores has been spent.

A PSC sleeper factory was started at Kaikini in Uttara Kannada (near proposed Murdeswar station), to produce three lakh PSC sleeper. Till the end of December 1992, this factory has produced 1,28,412 sleepers, among them 60,949 sleepers were supplied to the Udupi zone for track linking work between Mangalore and Udupi. In Udupi Zone, Udupi-Mangalore section was opened for traffic and trains are operating now.

An agitation for and against, over the proposed railway alignment in Goa, affected the progress of the Konkan Railway Project. The delay may cost railway exchequer heavily.

Add to part I, P.55 :

Table No. 7.17

Length of Railways in Karnataka from 1979-80 to 92-93 (in Kms)

Year	*Broad guage*	*Metre guage*	*Narrow guage*	*Total*
1979-80	482	2,242	148	2,872
1980-81	484	2,243	148	2,875
1981-82	485	2,296	148	2,929
1983-84	569	2,220	148	2,937
1985-86	685	2,222	148	3,055
1988-89	685	2,222	148	3,055
1992-93	834	2,106	148	3,089

The total number of railway stations as in 1992-93 was 395 in Karnataka.

Add to Page 55:

Length of Railway Line in Karnataka as on 31-3-1993.

Railway route length (in kms)

Sl. No.	*District*	*Broad Guage*	*Metre Guage*	*Narrow Guage*	*Total*	*No. of Railway Stations*	
1.	Bangalore }	178.32	110.31	52.40	341.03	49	S.R
2.	Bangalore(R) }						
3.	Belgaum	-	219.72	-	219.72	25	S.C.R
4.	Bellary	114.95	216.08	-	331.02	36	S.C.R
5.	Bidar	78.73	-	-	78.73	9	S.C.R
6.	Bijapur	-	208.22	-	208.22	28	S.C.R
7.	Chikmagalur	-	94.23	-	94.23	11	S.R.
8.	Chitradurga	-	162.70	-	162.70	21	S.R
9.	Dakshina Kannada	34.03	114.29	-	148.32	19	S.R
10.	Dharwad	-	127.00	-	127.00	13	S.R
		-	193.72	-	193.72	28	S.C.R
11.	Gulbarga	119.52	-	-	119.52	12	S.C.R
		87.26	-	-	87.26	11	C.R
12.	Hassan	-	200.91	-	200.91	19	S.R.
13.	Kodagu	-	-	-	-	-	
14.	Kolar	101.60	-	96.06	197.66	25	S.R.
15.	Mandya	61.00	22.13	-	83.13	14	S.R
16.	Mysore	8.25	111.65	-	119.90	24	S.R
17.	Raichur	50.78	55.33	-	106.11	15	S.C.R
18.	Shimoga	-	125.85	-	125.85	17	S.R
19.	Tumkur	-	97.47	-	97.47	14	S.R
20	Uttara Kannada	-	46.40	-	46.40	5	S.C.R
	Total	834.44	2106.00	148.46	3088.90	395	

Note: SR-Southern Railway; SCR- South Central Railway: CR-Central Railway

There are no railway lines in Kodagu though a Mysore-Madikeri railway proposal was under discussion from 1881. Uttara Kannada has broad-guage lines laid under the Konkan Railway project, but are not under operation as yet

WATER TRANSPORT

Add to Part II Page 67:

Ferries and Inland Waterways

The Ferries and Inland Water Transport are a branch of the Department of Ports and Inland Water Transport. The schemes launched by it, are intended to serve the transport needs of the rural population. In recent years, two dumb wooden boats, two dumb fibre glass boats and two mechanised steel boats were acquired for inland water transport by the Department. Another steel mechanised boat was proposed to be purchased. In 1992-93, a sum of rupees ten lakhs was allocated for the development of Inland waterways. Out of it, rupees four lakhs were to be spent on providing ramp at Ambaragodlu-Kalasavalli Ferry. The outlay for 1993-94, is rupees twelve lakhs and this amount will be spent on maintenance, purchasing of one mechanised boat for Korti Ferry, construction work of ramp at Ambargodlu-Kalasvalli Ferry and on others. During 1991-92, the departmental ferries, transported 6,81,411 persons, 1,795 scooters/motor cycles, 325 carts, 619 vans, 349 trucks, 3,000 buses, two carts, 389 jeeps, 34,360 bicycles, 1,655 animals and 9,935 quintals of goods. The revenue collected (ferry charge) was Rs. 5,91,039 and expenditure Rs. 20,26,138.

The Sharavathi bridge on the national highway No.17 was closed for traffic. Hence from August 1991 onwards, ferry service across the Sharavati river is being operated between Honavar and Kasarkode. Now at this ferry, five LCTs, each with a carrying capacity of two loaded trucks/buses, are being operated round the clock. Each LCT is transporting about 150 buses/trucks per day, except during low tides. More LCTs will be pressed into service, depending on the traffic intensity at this ferry point.

As on 31-3-1992, there were 477 ferry services in the State as against 672 in 1982. Bridges have been constructed at many places to dispense with the use of ferry services. Of these ferries, 22 were run by the government directly and 48 ferries operated by private parties under the control of the government on auction-cum-lease basis. The remaining 407 ferry services were in the private hands. It is envisaged to spend Rs. 60 lakhs, for the all-round development of the ferry services in the State during VIII Plan period. The district-wise distribution of ferries in the State is as follows: 1. Bangalore Rural -3; 2. Tumkur-1;3.Mysore-49(2DM, 7 ACL); 4. Hassan-12; 5. Mandya-12; 6. Shimoga-49(2 DM, 2 ACL); 7.Chitradurga-15; 8. Chikmagalur-5; 9. Dharwad-26 (1 DM, 3 ACL), 10. Uttara Kannada-63 (4 ACL), 11. Gulbarga-48 (2 DM, 16 ACL); 12. Bidar-7; 13. Belgaum-21 (4 DM, 2 ACL); 14. Bijapur-34 (7 DM, 5 ACL); 15. Raichur-33; 16. Bellary-39 (1 DM), 17. Dakshina Kannada-55 (3 DM, 9 ACL); 18. Kodagu-5. (DM:Departmentally Managed; ACL-Managed Departmentally through auction-cum-lease).

Ocean Transport

Implementation of various development schemes in the previous plans, have lead to the increase in the traffic at the ports of Karwar, Belikeri, Tadri, Bhatkal, Kundapur, Hongarakatta, Malpe, and Mangalore old port. The Karwar port

was selected for developing it into an all-weather port in stages. The other ports selected for development due to more traffic potential were Belikeri, Tadri, Honavar, Bhatkal, Kundapur, Hongarakatta, the Old port of Mangalore and Malpe. The New Mangalore Port is administered by the NMPT Board and controlled by the Government of India. In 1983-84, the ports of Karwar and Tadri, were notified as customs ports for ship breaking. They were thrown open for ship breaking and three foreign ships were obtained for these ports for ship breaking. There are 13 minor/intermediate ports in the State water transport sector. (Ports at Majali, Tadri, Honavar, Murdeshwar, Bhatkal, Kundpur, Hongarakatta, Malpe and Mangalore Old Port). It is proposed to spend Rs. 1,750 lakhs for the development of ports, during VIIIth Plan period. The main plank of the VIIIth Plan, is to expand the cargo handling capacity of Karwar and Mangalore Old Port and also completing the on-going works at various ports. A brief account of each port is as given below:

Karwar Port: Karwar port has been considered as one of the finest natural ports in the world. The port is also backed by a vast hinterland of about 1.70 lakhs sq.kms, encompassing as many as eleven districts of the state,besides two border districts of Andhra Pradesh (Ananthapur and Kurnool). This hinterland is rich in minerals, forest, agriculture and marine wealth. The latest survey of the National Council of Applied Economics and Research, New Delhi, predicts an estimated seven million tonnes of annual traffic for this port during 1995-96. The main export items comprises of iron/manganese ore, granite blocks and agricultural, forest and marine products, while imports include fertilisers, rock phosphate, salt and other goods. All these advantages have prompted the State Government to develop the port into an all-weather port. The related work is under various stages of progress.

In the first stage a steamer berth of 355 metres, along with connected facilities was constructed at a cost of Rs. 21 crores. Lighterage facilities are provided for handling cargo traffic. About 30 tonnes capacity weigh bridge is installed at the port and harbour communication is functioning by installing VHF sets. It is proposed in the second stage, to provide an alongside facility for 40,000 DWT ore carrier with faster ore loading facility of a minimum of 10,000 tonnes per day, for handling annual traffic of two to three million tonnes of ore without the rail link from Hubli to Karwar. In the VII Plan, an outlay of Rs. 4.6 crores was provided for constructing two additional berths of 10.5 mtrs, draft, along with connected facilities. Works will be undertaken when traffic stabilises.

Improvement of port facilities provided in the second stage, by obtaining mechanical ore loading system to handle 60,000 DWT ore carrier, is planned in the third stage of development. It is catering to five to six million tonnes of ore per year if Hubli-Karwar rail link is established. The imports and exports from the Karwar port during 1991-92, was 1,79,629 M.tonnes and 57,425 M. tonnes respectively. In the same period, 51 ships arrived at this port.

Belekeri. No development works were undertaken in the port during Seventh Plan, but it is proposed to costruct a wharf at an estimated cost of Rs. 75 lakhs. A sum of Rs. 10 lakhs, proposed to be spent on dredging, and for soil investigation and Rs. 5 lakhs for hydrographic survey. In 1990-91, the port handled export of 2,29,545 M.tonnes of iron/manganese ores.

Tadri: In view of the decrease in the cargo traffic through this port, no development works were undertaken in the VII Plan. During VIII Plan, a provision of two lakhs has been made for the work of hard surfacing the wharf area. The traffic handled at this port was 5,533 M.tonnes, in 1991-92. There is a vast potential for ship breaking activities at this port.

Bhatkal Port: Due to lack of commercial traffic through this port, no development programme was envisaged in the Seventh Plan. Only a sum of Rs. five lakhs has been allotted for dredging work during Eighth Plan period.

Kundapur Port: During previous Plans, one transit shed, a sheet piled roof and others were constructed at this port. In the VIIIth Plan, it is planned to spend Rs. 75 lakhs for the development of the port. It is proposed to construct two breakwaters, to train the river. Dredging work will also be undertaken. The cargo traffic handled through this port was 11,236 M.tonnes, in 1991-92.

Hangarakatta port: No expenditure was incurred on development works of the port, during previous plans. It is proposed to construct one RCC Jetty, at an estimated cost of rupees eight lakhs, during the VIII Plan period.

Malpe: The port has been well developed over the years, as a fishing harbour. The commercial traffic, through this port is on the increase. Hence it is proposed to provide one wharf and other facilities, at a cost of Rs.85 lakhs, during the period of Eighth Plan. In 1991-92, the cargo traffic handled through this port was 35,528 M.tonnes.

Mangalore port: The old port is administered by the State Government. There is a lighterage wharf in this port and 14 jetties are owned by private people and two jetties belong to the department. One wharf having a length of 252 Mtrs. was constructed during Seventh Plan. Construction work of transit sheds and breakwater is under progress. One mounted crane with the capacity of 18 tonnes was obtained for this port. This port provides, sea transportation to the Lakshdweep islands. There is vast scope for ship breaking activities at this port.

In 1987, the State Government has accorded sanction for the first stage development of the port, at an estimated cost of Rs. 12.50 crores. Later, a provision of Rs. 9.40 crores was made in the VIII th Plan, for the construction of 252 metre wharf, two breakwaters, purchasing of cranes and dredgers etc. Out of them, construction of wharf has been started on 30th June 1989 and

transit shed work and dredging is under progress. Steps have been taken to instal VHF sets for the communication system at the port. When the on-going development works are completed, there is a likelihood of increase in the navigational activities of the port. During 1991-92, the imports and exports, through this port was to the tune of 37,800 M.tonnes and 23,294 M.tonnes respectively.

Honavar Port: During earlier Plans, one transit shed and four jetties were constructed. Provision was made for 1.2 M and 1.8 M draft lighterage wharves. It is envisaged to spend Rs. 75 lakhs, for the development of the port during the Eighth Plan period. About 3,560 M.tonnes of cargo, was handled in this port during 1991-92.

Add to part II. Page No. 74:

New Mangalore Port: The New Mangalore Port has been developed into a major port in the country and is being administered by the Government of India. The Centre had spent a sum of Rs. 37.78 crore in the first stage and Rs. 41.66 crores during second stage for the development of the port. The work for an additional general cargo berth was started in 1981 and completed in 1984. Pending work of the additional cargo berth on the western side (eastern dock) was taken up in 1987 and completed in November, 1989. A Plan outlay of Rs.60 crores, for the port development during Eighth Plan was also approved by the Centre. Apart from it, some more facilities are expected to be created at this port, for the benefit of user agencies who have also agreed to meet its expenditure. These facilities are for the following purposes: To handle crude and P O L Products for Mangalore Refineries and Petro-Chemicals Ltd; handling coal for the proposed thermal station at Nandikur; port facilities for importing coal for M/s. Jai Prakash Engineering and Steel Co., Ltd., and for handling imported LPG at Mangalore.

In the New Mangalore Port, there are six general cargo berths which are capable of handling 30,000 DWT general cargo ships, drawing a draft of 9.15 Mtrs. There is also a shallow draft berth for handling ships upto 6 Mtr draft. Now to meet the increased general cargo, it is planned to construct two more general cargo berths on the Western dock. Its estimated cost will be about Rs. 30 crore.

In 1985, a comprehensive master plan on the traffic projection of the Port, till the turn of the century was drawn up. The highlights of the master plan is as follows:

Anticipated traffic projection for 2000 A.D.

(In million tonnes).

Description	1995-96	2000-01

Dry Bulk	8,150	9,900
Liquid Bulk	7,280	8,320
Break Bulk	1,245	1,335
Total	16.675	19.555
Containers	24,590	41,660
No. of ships	750	800

Add to part II page 118:

Export and Imports handled through some ports of Karnataka from 1982-83 to 1992-93

(In M.tonnes)

Year	*Karwar*	*Belikeri*	*Honavar*	*Kundapur*	*Mangalore (old)*
1982-83					
Export	1,50,618	1,70,579	20,356	52,176	1,17,501
Import	1,58,834	-	1,812	4,150	35,453
1983-84					
Export	56,016	2,65,465	24,695	69,853	98,066
Import	1,58,671	-	1,573	3,042	1,11,478
1984-85					
Export	10,571	3,69,497	19,594	45,841	97,772
Import	2,70,021	-	827	3,982	2,13,091
1985-86					
Export	18,543	2,66,148	11,590	50,985	62,580
Import	1,75,315	-	1,423	2,654	1,88,030
1986-87					
Export	-	3,52,048	8,557	37,175	49,081
Import	1,86,063	-	689	3,182	1,331,147
1987-88					
Export	4,081	2,27,959	5,034	17,103	68,827
Import	51,652	-	342	1,502	13,724
1988-89					
Export	2,879	2,15,326	6,660	10,687	43,852
Import	1,81,789	-	216	768	1,66,116
1989-90					
Export	3,202	2,34,057	4,324	12,763	30,399
Import	2,27,508	-	47	746	1,11,345
1990-91					
Export	45,401	2,29,545	1,690	12,050	24,412
Import	1,91,524	-	-	-	76,411
1991-92					
Export	57,425	30,000	3,330	10,673	23,294
Import	1,79,629	-	230	563	37,800
1992-93					
Export	72,740	60,895	1,33,69	5,538	23,626
Import	2,46,839	-	240	-	34,748

Add to part II, page No. 118:

Commodity-wise traffic handled in New Mangalore Port from 1980-81 to 1992-93 (in M.tonnes)

Name of the Commodity	*1980-81*	*1985-86*	*1989-90*	*1990-91*	*1991-92*	*1992-93*
IMPORTS						
1. P.O.L	3,10,111	4,11,772	5,77,491	6,12,115	6,21,892	6,30,321
2. Food Grains	4,269	-	-	-	-	2,57,755
3. Fertilizer	2,07,279	2,19,235	1,04,593	82,539	1,41,100	2,40,520
4. Cement	87,026	44,093	-	-	-	-
5. Scrap	20,673	80,899	1,03,869	88,617	66,614	28,118
6. Edible Oil	-	47,218	47,648	59,644	15,883	6,000
7. Wooden logs	-	65,413	2,32,523	3,14,778	1,71,930	1,58,978
8. Coal	-	-	-	31,567	42,446	-
9. Phosphoric Acid	-	-	61,666	81,994	1,29,666	89,887
10. Liquid Ammonia	-	17,204	15,692	27,700	45,168	20,521
11. Other Commodities*	9,347	1,10,186	1,50,329	75,180	63,369	97,632
Total =(A)	6,38,705	9,96,020	12,93,811	13,74,134	12,98,068	15,29,732
EXPORTS						
1. Iron Ore & Pellets	2,500	22,60,139	58,77,336	61,25,480	64,92,384	50,82,382
2. Coffee	63,486	42,961	47,115	44,287	50,189	22,625
3. Manganese Ore	12,800	32,565	-	-	-	-
4. Chrome Ore	30,000	47,300	23,505	16,500	16,500	15,852
5. Granite stones	1,74,134	2,14,659	3,75,422	4,50,810	3,57,673	4,14,686
6. Reeper cargo	4,530	1,627	-	615	1,439	847
7. Cashew Kernels	1,865	262	852	431	141	186
8. Batteries	2,813	2,794	6,001	2,303	5,695	-
9. Other commodities**	31,252	87,211	36,847	16,299	51,483	21,377
TOTAL=(B)	3,23,380	26,89,518	63,67,078	66,58,725	69,75,504	55,57,955
TOTAL (A+B)	9,62,085	36,85,538	76,60,889	80,32,859	82,73,572	70,87,687
No. of ships handled	227	309	400	457	492	453
No. of Containers handled (In TEUs).	474	1,813	1,236	1,063	1,855	1,924
Quantity of containerised cargo handled (In tonnes)	2,700	8,828	8,552	9,668	15,568	16,019.

*Care Cargo, Wood Pulp, Lime Stone, Pipes Etc., Coated pipes, Cardamom, Pepper, Plywood.
**Canned Fruit products etc.

193925

Add to part II Page No.89:

AIR TRANSPORT

Both the Indian Airlines and Private Air Taxi Companies are operating flights in the State. In the Indian Airlines network, Bangalore airport ranks fifth in respect of revenue earnings. Bangalore airport could fetch Rs.10.750 crore, as against a target of Rs. 12.210 crore during 1992-93.

The Bangalore airport will remain open from 0500 hours to 22.50 hours daily and during this period 15 to 20 flights are handled by the Indian Airlines. Its fleet consists of four Air bus 300, ten Air bus 320, one Boeing 737. On an average there are about 60,000 incoming passengers and 60,000 outgoing passengers at this airport per month. Of the two terminals at the airport, terminal I is being used to handle flights to Bombay, Delhi, Calcutta, Pune, Ahmedabad and Goa. Terminal II handles flights to Madras, Coimbatore, Cochin, Trivandrum and Mangalore. The incoming passengers are routed through departure III. This airport is considered as an alternative airport for diverting flights from Mangalore, Cochin, and Calicut during Monsoon season. In such exigencies, stranded passengers will be provided with alternate flight or transported by vehicles.

Indian Airlines is handling about 650 tonnes of incoming cargo and 650 tonnes of outgoing cargo every month. Besides about 1,500 tonnes of international cargo carried by Air Cargo Charter Companies. They are Lufthansa (DC-8, three times a week), Kuwait Airways (B707, twice a week), Singapore Airlines (B-737, twice a week), Air India (DC-8, once a week), Air France (B-747, once a week) and Alitalia (DC-8, once a week). Bangalore Station is headed by Station Manager.

Under the 'Open Skies Policy' of the Centre, Private air-taxi companies are also operating their aircraft from Bangalore to Delhi, Bombay and Hyderabad. They are Jet Airways, East-West Airlines, Damania Airways and Modi Luft. There are 40 air ticket selling agents in Bangalore and out of 15 airline companies, five have regular offices here. Mangalore is also connected by air. The Indian Airlines operates daily one flight from Bombay to Mangalore, weekly four flights each between Bangalore-Mangalore and Mangalore-Madras. Due to poor traffic, the Belgaum-Bangalore flight was cancelled in 1984. Now Vayudoot is flying its aircraft between Bombay-Belgaum thrice a week, since 15th April 1989. From September 1993, the East West Airlines has begun operating one flight from Bombay to Belgaum daily, except on Sundays. In May 1989, Vayudoot started its services from Bangalore to Hubli on alternate days. But within four months Vayudoot flights were stopped and Hubli is no longer on the air map of the country.

Details of Indian Airlines flights to and fro from Bangalore is as follows:

Bombay-daily three flights; Ahmedabad-weekly three flights; Calcutta-weekly six flights; Cochin-weekly three flights; Coimbatore-weekly four flights; Delhi-two flights daily; Goa-weekly twice; Hyderabad-daily one flight; Madras-daily two flights Mangalore-weekly four flights; Pune-weekly three flights; Trivandrum-daily one flight.

Flights operated by the Private Air Taxi companies to and fro Bangalore are Modi Luft; Bombay-daily one flight; Delhi-daily one flight; Hyderabad-daily one flight; East-West Airlines: Bombay-Daily one flight; Jet Airways-Bombay-daily one flight; Damania Airways Ltd: Bombay-daily one flight.

Table No.19

Statistics of Bangalore Station of the Indian Airlines from 1978 to 1992-93.

Year	*Passengers Nos.*	*Incoming Cargo in tonnes*	*Mail in tonnes*	*Passengers Nos.*	*Outgoing Cargo in tonnes*	*Mail in tonnes*
1978	2,25,713	1,862	461	2,74,369	3,124	435
1979	2,61,313	1,862	435	2,64,902	3,302	398
1980	2,59,244	2,011	486	2,60,417	3,572	440
1981	3,31,805	2,856	553	3,41,467	3,997	421
1982	3,72,262	3,332	566	3,95,971	4,880	412
1983	3,84,810	3,727	630	4,36,784	4,656	472
1984	4,64,466	5,221	681	5,08,026	7,564	431
1985	5,36,802	6,314	860	5,50,643	7,964	407
1986	5,64,167	6,101	843	5,64,264	7,998	393
1987	6,19,557	6,206	1,036	6,11,532	9,096	418
1988	6,21,809	6,464	667	6,07,173	9,430	510
1992-93	5,36,338	5,104	-	5,58,039	6,711	-

Cargo handled by the Mangalore Airport in 1991-92 was incoming 99 M. tonnes; Outgoing - 57 M. tonnes.

Flying Training School

The State Government run flying school at Bangalore is imparting training to the youth of the State in flying. Candidates in the following categories are being provided training in flying: Cadets of the N.C.C Airwing; Hobby flying to private licence holders; Youth of the State to qualify to get private pilot's licence and commercial pilot's licence; and unemployed commercial pilot's for the renewal of licence. In addition to it, carrying out joy flights, charter flights and providing flying to scientists and engineers of the defence are also some

of the activities of the school. During 1991-92, out of nine candidates undergoing training for commercial pilots licence, three have completed the course. In the same period, 98 students were undergoing training for the private pilots licence course.

Add to Part II, Page No. 88:

Passport Office: The Passport office at Bangalore (1978) has issued following number of passports from 1982 to 1992: 1982: 63,319; 1983: 68,949; 1984: 67,720; 1985:76,119; 1986:70,602; 1987: 41,860; 1988: 48,536; 1989: 67,052; 1990: 69,120;1991: 58,259 and 1992: 1,23,150. There has been a demand to open one more unit at Mangalore as traffic to Gulf countries is heavy from the coastal area.

Postal Services

Add to Part II, Page No.89:

Karnataka Postal Circle was formed on 1-4-1960. It comprises of three regions. They are Bangalore, South-Karnataka region and North Karnataka region. The postal circle is headed by Chief Post Master General and Bangalore region has been placed directly under his control. The South and North Karnataka regions are headed by Post Master General with headquarters at Bangalore and Dharwad

Table No. 7.20

Region- wise distribution of postal and RMS units in the State as on 1st May 1992.

Postal Division	*Bangalore region*	*South -Karnataka region*	*North-Karnataka region*	*Total*
H.O.	8	28	33	69
D.S.O.	274	777	682	1,733
EDBO.s	377	3,622	3,692	7,601
EDSOs	5	155	141	301
			-	9,704
RMS Sorting Offices or Mail Offices	6	12	10	28

There is a steady growth of Postal and RMS network since the formation of the Circle. As on 1st Jan 1980, there were 9,124 post offices and on an average each post office served an area of 21.12 sq.km and a population of 3,282. The corresponding statistics as on 31st March 1992 was 9,704, post offices and for every 19.80 sq.kms a population of 4,618. Out of 28 RMS offices, Bangalore and South Karnataka regions had six and 12 respectively. The remaining ten offices were functioning in North Karnataka region.

For effective administration of the postal services, a Circle Management Committee with Chief Post Master General as Chairman has been formed. The other members of the Committee include Post Master General, South Karnataka, Post Master General, North Karnataka, Director of Postal Services, Bangalore region, and Deputy Director of Postal Accounts.

Table No. 7.21

Statement showing distribution of Post Offices & RMS. district/ division-wise in the State as on 31-3-1992.

Bangalore Region:

1	2	3	4	5	6	7
District	*Division*	*HO*	*DSO*	*EDSO*	*EDBO*	*Total*
Bangalore	Bangalore(E)	3	94	1	31	129
Urban	Bangalore(W)	2	64	1	6	72
	Bangalore (S)	2	74	2	25	103
	Channapatna	1	42	2	315	360
Bangalore Rural	Total	8	274	5	377	664
South Karnataka Region						
Chitradurga	Chitradurga	2	84	1	387	474
Chikmagalur	Chikmagalur	2	57	15	227	301
Dakshina	Puttur	3	59	64	244	370
Kannada	Udupi	3	61	24	170	258
	Mangalore	2	56	29	64	151
Hassan	Hassan	2	58	2	350	412
Kodagu	Kodagu	1	25	3	186	215
Kolar	Kolar	2	58	2	346	408
Mandya	Mandya	2	54	1	397	364
Mysore	Mysore	2	68	4	166	240
	Nanjangud	2	36	4	318	360
Shimoga	Shimoga	3	84	1	375	463
Tumkur	Tumkur	2	77	5	482	566
	Total	28	777	155	3,622	4,582
North Karnataka Region						
Belgaum	Belgaum	4	67	17	235	323
	Chikodi	3	37	31	140	211
	Gokak	2	32	18	123	175
Bellary	Bellary	3	77	-	375	455
Bidar	Bidar	1	32	-	270	303
Bijapur	Bijapur	3	53	8	354	418
	Bagalkot	2	43	-	286	331
Dharwad	Gadag	2	30	26	144	202
	Dharwad	2	39	2	166	229
	Haveri	2	27	14	164	207

1	2	3	4	5	6	7
Gulbarga	Gulbarga	4	69	6	539	618
Raichur	Raichur	2	67	1	429	499
Uttara Kannada	Sirsi	1	38	3	211	253
	Karwar	2	51	15	166	234
	Total	33	682	141	3,602	4,458

Every day, on an average 23.74 lakh unregistered articles are handled by the Mail offices in Karnataka. About 50% of this mail (11.56 lakhs), is handled by Bangalore alone. There is an arrangement in 17 post offices for delivering mail, thrice a day, in 258 post offices twice a day and only one delivery in the rest of the post offices. Three-delivery system is confined to Bangalore City only.

Table No.7.22

Quantum of mail handled by the mail offices in Karnataka Postal Circle.

	1990-91	*1991-92*
Unregistered articles	22,24,817	23,74,448
Registered articles (including insured)	92,534	90,881
Registered parcels	8,719	7,415
Money orders	60,656	41,382
High value money orders	5,244	4,772

Table No.7.23

Mail handled in the mail offices of Bangalore

Unregistered articles	11,36,119	11,56,263
Registered articles (including insured)	45,782	43,350
Registered parcels	4,847	3,416
Money orders	17,476	19,271
High value money orders	4,847	2,189

The three speed post centres working in the State are located at Bangalore, Mysore and Mangalore. In Bangalore alone, there are 33 speed post booking centres. Similarly Mangalore and Mysore have six and three centres respectively, for booking speed post at the post offices. In Bangalore, there were 14 delivery offices for speed post articles. Point to point speed post service is available in the following stations, from Bangalore and *vice-versa* : 1. Hubli, 2. Dharwad, 3. Ranibennur, 4. Belgaum, 5. Manipal, 6. Davanagere, 7. Gulbarga and 8. Ananthapur. Point to Point speed post is also available to Bombay from Gulbarga, Belgaum, Hubli and Dharwad. The facility for booking international speed post articles are available at Bangalore GPO , Bangalore HO, Mangalore HO and Mysore HO.

Number of letter boxes which stood at 8,557, in the State in 1960, rose to 27,348 at the end of 31st March 1992, an almost 319% percent increase

over three decades. The spread of letter boxes in the State is as follows: Urban areas 6,167, backward areas 14,629, tribal areas 1,154, hilly areas 3,372 and hilly tribal areas 2,026.

In the postal circle, there are seven night post offices which provides postal facilities to the customers, even after their normal working hours. Such working hours are from 4 p.m. to 8 p.m. Names of post offices are Bangalore G.P.O., Chickpet S.O., Mysore H.O., Mangalore H.O., Davangere H.O., Belgaum H.O. and Hubli H.O.

Modernisation is underway at the required stages in the department for speedy disposal of the mail traffic. Recently ten P.C.Computers were acquired for three post offices. It is proposed to instal some more Computers during 1993-94. The postal life insurance work was computerised in the State in 1986 itself. Two philatelic Bureaux in the State are at Bangalore GPO and Mangalore HO. At the following places, district Philatelic counters are functioning: Belgaum HO, Bijapur HO, Davanagere HO, Dharwad HO, Hampanakatta (Mangalore) HO, Hospet HO, Hubli HO, Mandya HO, Mysore HO, Rajajinagar HO, Shimoga HO Udupi HO, and Madikeri HO. Total revenue derived from the sales at Philatelic bureau in 1991-92 was Rs. 94,05,000, as against Rs.46,44,740 earned during 1990-91.

In 1988, Victor Dhanraj of Bangalore GPO, was adjudged as best Postman and Meghadoot award was conferred on him. Again in 1992, the Meghadoot award was bagged by M.G.Ramanna, Postman of Hosanagar S.O. in Shimoga Postal division. The Postal Training Centre at Mysore, continues to impart training to the newly recruited candidates like postal assistants, sorters, inspectors and others.

Telecommunications

Add to Part II, Page No.96:

There is a rapid expansion of telephone system in the State, during the past one decade. The total number telephones in use during 1982 was 83,258, and it increased to 3,75,043 in 1992. Again this figure rose to 4,34,456 lines when 59,413 new telephones were added in 1992-93. Of these new connections, the share of Bangalore City alone was 17,666. There were 739 telephone exchanges in 1982 as against 1,707 in 1992. During 1992-93, 92 new telephone exchanges were opened which brought the total number to 1,799.

With the opening of 287 new STD/ISD routes, their number went upto 590 in 1992-93. All the district headquarters as well as 159 taluk headquarters were brought under STD network. In addition, 51 revenue sub-divisional head-quarters were also linked with STD. During the same period (92-93), 767 STD points were newly opened with a view to facilitate greater access to the non telephone owning public and the total STD points rose to 2,800. Including

new connections provided to 1,207 village panchayats, there were 5,644 village panchayats linked with the telephone network. For the convenience of the travelling public, 207 public telephones have been opened on the national highways. Free phone connections were made available to 598 tribal villages and 48 public hospitals at various district headquarters.

Statistics on Telephones in Karnataka Telecommunication Circle for some years (including Bangalore Telecommunication Circle):1982-83: 13,513; 1983-84: 13,644; 1984-85: 14,554; 1985-86: 19,226; 1986-87: 28,740; 1987-88: 14,457; 1988-89: 28,700; 1989-90: 29,305; 1990-91: 32,936; 1991-92: 42,790; and 1992-93: 59,413.(new connections)

Growth of Telephones in Bangalore Telecom District from 1982 to 1993: 1982: 57,658; 1984: 63,200; 1985: 72,152; 1986: 73,541; 1989: 85,475; 1991-92: 1,39,503

Statistics of Karnataka Telecom Circle as on 31-3-1992.

1. Total number of Telephone exchanges: 1,707; 2. Main Automatic exchanges I: 30; 3. Main Automatic Exchanges II: 107; 4. Main Automatic exchanges III: 1,570; 5. Total exchanges capacity: 4,25,976; 6. Total working connections: 3,75,043; 7. Total telephones including extensions: 2,35,988; 8. People on waiting list (14+9) notional telex: 1,31,970; 9. Telex exchanges: 23; 10. Telex capacity: 3,190; 11. Telex waiting list; 462; 12. Telex working connections: 3,079; 13. Subscriber Trunk Diallings: 284; 14. Long distance public telephones: 1,114; 15. Local Public Telephones: 6,322; 16. Combined Offices (Post & Telegraph): 4,039; 17. Central Telegraph Offices : 5; and 18. Departmental Telegraph Offices: 63.

Source: Karnataka Telecom Circle.

Table No. 7.22

Telex exchanges in Karnataka Telecom as on 31-3-1992.

Name of the exchange	*Equipped Capacity*	*Working connections.*	*Total on waiting list.*
1	*2*	*3*	*4*
Name of the exchange			
Bangalore	2,260	2,168 +28	417
D.Kannada TD**	270	248	1
TDM, Belgaum	100	90	4
TDM, Mysore	150	145+9	9
TDM, Hubli	150	122+16	6
TDM,Davanagere	40	36	3
TDE, Hassan	*notional	13	3
TDE, Kolar	20	15	1
TDE, Tumkur	notional	19	1
TDE, Bidar	20	13	-
TDE, Bijapur	notional	11	-

1	2	3	4
TDE, Bellary	60	49	-
TDE, Gulbarga	40	30	-
TDE, Raichur	40	23	-
TDE, Madikeri	notional	8	-
TDE, Shimoga	40	37	5
TDE, Uttara Kannada	notional	19	-
Total	3,190	3,079	462

*Notional -No independent exchanges at these places, but connected to Bangalore Exchange. TD-Telecom District; TDM- Telecom District Manager, TDE-Telecom District Engineer.

Source: Karnataka Telecom Circle

Table No. 7.23

District-wise distribution of telephone exchanges, Telephones and Telegraph offices as on 31st March 1992.

Sl. No.	*District*	*Telephone exchanges*	*Telephones*	*Telegraph offices (CTD & DTO)*
1.	Bangalore	100	1,48,820	191
2.	Belgaum	133	22,144	395
3.	Bellary	74	9,228	127
4.	Bidar	49	4,430	110
5.	Bijapur	113	10,500	324
6.	Chikmagalur	83	7,159	116
7.	Chitradurga	91	11,582	221
8.	Dakshina Kannada	171	43,782	498
9.	Dharwad	116	21,307	335
10.	Gulbarga	103	8,804	219
11.	Hassan	77	8,415	98
12.	Kodagu	63	6,813	84
13.	Kolar	88	9,139	171
14.	Mandya	49	5,346	111
15.	Mysore	89	25,426	334
16.	Raichur	64	7,541	159
17.	Shimoga	93	9,137	167
18.	Tumkur	73	6,653	188
19.	Uttara Kannada	79	8,818	225

Source: Karnataka Telecom Circle.

Add to Part II, Page No. 103:

Radio

After 1980, three more stations were commissioned in the State at Hassan(1991), Chitradurga(1991) and Hospet (1992), raising the total number of stations from six to nine. Among these stations Bangalore and Dharwad stations have high power transmitters. The stations at Hospet and Chitradurga are F.M.local whereas Hassan has a non-local FM Station. New stations at Raichur and Madikeri will be opened shortly and Bijapur and Karwar are two other places where they propose to have new station in future.

All India Radio, Bangalore, has a programme jurisdiction over Bangalore, Kolar, Tumkur and Mandya Districts. The districts of Dharwad, Bijapur, Belgaum and Uttara Kannada are served by Dharwad station. Stations at Mysore and Mangalore, have programme jurisdiction over Mysore and Mangalore districts respectively. The station at Bhadravathi serves Shimoga and Chitradurga districts and other FM stations are serving the respective districts in which they are working. For broadcasting Vividh Bharathi Programmes, there are separate low powered transmitters at Bangalore and Dharwad. Both the stations are attached with regional news units and they bring out three regional Kannada news bulletins daily.

Programmes on topics like agriculture, horticulture, dairying, ecology, health etc., have been formulated and broadcast. About 92% of the State's population is covered by radio stations and its contribution to the socio-economic changes in the society is quite significant.

Television

Bangalore City came to have an interim T.V.Relay Centre in 1981 . It was relaying programmes of Bombay and Madras T.V.Stations on selected days of the week. But programmes could be locally produced and telecast only in December 1983. The full fledged production centre of the Bangalore Doordarshan was commissioned in 1988. Prior to May 1989, the programmes produced and telecast was to the tune of 2 hours and 10 minutes from 6.30 p.m to 8.40 p.m. Later, there was an increase in the programme duration by one hour and the duration of Kannada news was from ten minutes to fifteen minutes. In August 1990, all the transmitters in Karnataka were connected to Bangalore Doordarshan Kendra and the Kendra is telecasting programmes from 5pm to 8.30 pm. Apart from Kannada programmes, the Kendra is also telecasting programmes in Tamil, Telugu, Marathi, Malayalam, Urdu, Kodava, Konkani and other Indian languages. Throughout Karnataka, 28 transmitters are working by relaying programmes from Bangalore Kendra. Of them 25 have 100 watts capacity, two have 10 KW and only one transmitter has one KW capacity. The total area covered by Doordarshan

in the State is about 86% and population of 72%. Bangalore is one of the seven cities provided with a second channel and it was inaugurated from 2nd October 1993.

Table No. 7.24

Details of T.V.transmitters working in the State as on 18-5-1993 and are linked with the Bangalore Doordarshan Kendra.

Sl. No.	*Location of the Transmitter*	*Power*	*Population covered in Lakhs*			*Dateof Commis-sioning.*
			Urban	*Rural*	*Total*	
1.	Gulbarga	01KW	4.3	12.3	16.6	03-09-77
2.	Mangalore	100W	3.1	3.0	6.1	21-07-84
3.	Davanagere	100W	2.5	2.5	5.0	23-07-84
4.	Shimoga	10KW	27.00	80.00	107.0	12-01-92
5.	Bijapur	100W	1.5	2.3	3.8	24-08-84
6.	Bellary	100W	2.0	2.0	4.0	03-09-84
7.	Gadag	100W	1.5	2.9	4.4	10-09-84
8.	Raichur	100W	1.3	2.1	3.4	13-09-84
9.	Dharwad	100W	3	2.8	6.1	28-09-84
10.	Mysore	100W	5.1	2.9	8.0	01-10-84
11.	Belgaum	100W	3.0	3.5	6.5	08-10-84
12.	Hospet	100W	2.0	2.0	4.0	12-10-84
13.	Hassan	100W	2.0	2.0	4.0	14-11-86
14.	Madikeri	100W	0.3	2.1	2.4	31-01-87
15.	Udupi	100W	0.3	2.5	2.8	14-03-87
16.	Chikmagalur	100W	0.8	2.3	3.1	04-11-87
17.	Bidar	100W	0.8	1.8	2.6	30-03-88
18.	Karwar	100W	0.5	0.6	1.1	28-03-89
19.	Chitradurga	100W	0.7	2.4	3.1	05-07-89
20.	K.G.F.	100W	1.4	1.3	2.7	15-09-89
21.	Athani	100W	0.3	3.4	3.7	30-09-89
22.	Tiptur	100W	0.3	3.2	3.5	22-10-89
23.	Ranibennur	100W	0.6	1.0	1.6	20-10-89
24.	Sirsi	100W	0.4	0.5	0.9	25-10-89
25.	Chikodi	100W	0.8	1.2	2.0	29-10-89
26.	Bantwal	100W	0.4	0.8	1.2	29-10-89
27.	Sandur	100W	0.2	2.0	2.2	31-03-90
28.	Bangalore Main Kendra	10KV	42.8	79.7	122.5	01-11-81

Source: Bangalore Doordarshan Kendra.

TOURISM

Tourism Department

Tourism department is striving for the development and promotion of tourism in the State. It is implementing State and Central Government Tourism policies and executing schemes which are entrusted to it from time to time. During Seventh Plan period, stress was laid on providing more facilities to the domestic tourists. The department undertook Press Campaigns for the Mysore Dasara, Explore India-92, World Tourism Day etc., participated in the Dasara Exhibition, InternationalTrade Fair at New Delhi, India Tourism and Industrial Fair at Madras and host of other exhibitions having publicity in mind.

It has also brought out Video Films, hand books and folders on several unique aspects of Karnataka.

To expose varied cultural heritage of the State to the outside as well as domestic tourists, it is proposed to organise festivals annually, at all the district head-quarters. As a part of it, held Chaitrasri festival at Kemmannagundi in Chikmagalur District and Lakkundi festival in Dharwad District in 1992-93. Proposals have been sent to the Centre, seeking financial assistance for conducting four national festivals, namely, Vijayanagara-Hampi, Hoysala-Mahotsava (Belur-Halebid), Navaraspur-Pattadakal festival and Kodagu festival.

Over the years, the department has constructed wayside facilities, cottages, restaurants etc., at a number of tourist spots. Under the Centrally-sponsored schemes, the Centre has sanctioned 14 projects in 1992-93. They are development of Hoysala Visitor's Centre at Halebidu at a cost Rs. 20 lakhs, Chalukya Visitor's Centre at Cholachagudda near Badami at a cost of Rs. 20 lakhs, flood lighting of Srikantheshwara Temple at Nanjangud, Mohammed Gawan Madarasa at Bidar and upgrading properties maintained by the K.S.T.D.C. There is provision for purchase of boats for water sports and adventure. An amount of Rs. 74.85 lakhs was released as first instalment in 1992-93, to commence the work on these projects.

Under the State Schemes, the ongoing works in progress are construction of restaurant at Mekedatu in Kanakapura Taluk, tourist resort at Dattatreyapeetha in Gangapur (Gulbarga District), floodlighting of Kittur Rani Channamma Samadhi (II Phase) at Bailahongal and tourist facilities at Anmod (U.K. District). In 1992-93, works were taken up to provide tourist facilities at B.R. Hills (Mysore District), Chandravalli (near Chitradurga) and at Minakanagurki in Gowribidanur taluk. Proposals on seven schemes, on adventure tourism have been submitted to the Centre, in 1992-93. The Schemes include rock climbing Centre at Ramanagaram (est.cost Rs. 22.57 lakhs), aero-adventure sports centre at Mysore (Rs. 29.80 lakhs) and development of camping site (Jungle camp) at Belagodu

in Kodagu District (Rs. 37 lakhs) are very prominent. The Centre has already released Rs. 17.00 lakhs as first instalment towards taking up Belagodu Jungle camp work, in addition to Rs. six lakhs sanctioned by the State Government.

Arrangements for the celebration of Mahamastakabhisheka (December 1993) at Shravanabelagola are in full swing. The Centre is also providing Rs. 81 lakhs for the construction of Yatrinivas and two Sulabh Shouchalayas at Shravanabelagola and one each at Belur and Halebidu. The Department conducted guide training camps at Belur, Mysore, Bijapur, Hampi, Chitradurga and training licences were issued to the candidates. Announcement of 'Tourism Policy' and Package of incentives by the State Government to the tourism industry is a major achievement in 1992-93. The proposed subsidy ranges from 15% to 25%, subject to a maximum of Rs. 25 lakhs. As a follow-up measure a State Level Seminar was conducted in July 1992.

Tourism Development Corporation

The State owned Tourism Development Corporation has an authorised share capital of five crores. Recently, the Government has released grants for the development of Beach Resorts Projects at Malpe (D.K.) and for expansion of tourist home at Madikeri. The hotel wing of the Corporation is running a chain of hotels and restaurants, under the name 'Mayura Group' (18 hotels, 8 restaurants, 3 boat clubs). The Tourism Department has handed over wayside facilities at Melkamanahalli, Yadiyur, Kamalapur, Mulbagal and also the Yatrinivas at Mysore to the Corporation for administration. The Transport division of the Corporation has a fleet of 27 Super Deluxe Coaches and they will be used for conducted tours. These Coaches are also hired on contract basis for private people. The transport division has branches at Mysore, Mangalore and Hospet and from these places, the Corporation buses are operated on conducted tours.

The Jungle Lodges and Resorts Ltd., is a subsidiary company of the Corporation, and which was established for the development of Wild Life Tourism in the State.

Government of India Tourist Office

The Tourist office of the Government of India was opened in 1983 at Bangalore and functioning under the control of Regional Office, Madras. It is co-ordinating with the State Government in respect of tourist development activities and provides information or assistance to the tourists visiting Karnataka. The main function of the tourist office is to collect, disseminate travel information on India for the tourists. It keeps close touch with the local travel industry for promoting travel to India and particularly Karnataka. It provides guidance to the enterprenures in travel industry for approval of hotel projects and to classify hotels. The Tourist office is conducting short guide courses for issue of licences

to Government of India approved guides. In consultation with the State Tourism Department, the department identifies places of tourist interest in the State and helps to get financial assistance from the Ministry of Tourism, New Delhi, for development.

India Tourism Development Corporation: The India Tourism Development Corporation (ITDC), is a public sector undertaking of the Ministry of Tourism, Government of India, established with a view to strengthen infrastructure and to provide travel services mainly where the private sector is not operating services The I.T.D.C. manages, the Ashok Group of Hotels in the country and operates transport services at important tourist centres. The three I.T.D.C. Group hotels in the State are Ashoka Hotel, Bangalore, Hassan Motel, Hassan, and Rajendravilas Imperial Hotel, Mysore (former Lalitha Mahal Palace).

CHAPTER VIII

ECONOMIC TRENDS

A STUDY of Economic Trends of the State is to examine its natural and financial resources, man power, employment, prices, wages, standard of living, planning, besides other infrastructural facilities such as banks, communication, transport, marketing, etc. Most of the aspects have been dealt with in detail in the State Gazetteer Vol.I and Vol.II including in the Chapter VIII. Some of the aspects which have not been dealt within the Gazetteer volumes and addition to some other aspects already discussed are surveyed under relevant headings in this chapter.

INCOME

The Net State Domestic Products or the State Income is defined as the total economic value at factor cost of goods and services produced within the boundaries of the State which are either available for consumption or for addition to the wealth. Thus, State income is the net domestic proudct at factor cost and therefore, excludes as far as possible income originating in other States even though it may accrue to the residents of the State. Economic development of the State is depending upon growth of its income.

Table No.8.1

Table showing the gross State Domestic Product of Karnataka at factor cost by industry of origin at constant (1980-81) prices as in 1980-81, 1984-85, 1988-89, 1989-90 and 1990-91 (Rs. in lakhs):

Sl. No.	*Industry*	*1980-81*	*1984-85*	*1988-89*	*1989-90*	*1990-91*
1.	Agriculture	2,52,652	3,15,221	3,32,028	3,46,667	3,28,112
2.	Forestry and logging	12,203	10,204	9,327	9,391	9,583
3.	Fishing	3,702	3,496	3,695	4,362	4,235
4.	Mining and Quarrying	4,053	3,700	4,072	3,968	4,176
5.	Manufacturing	1,27,806	1,62,432	2,15,915	2,38,538	2,37,115
6.	Construction	33,129	36,035	41,658	42,732	41,543
7.	Electricity, Gas and Water Supply	13,893	18,926	23,893	27,411	30,397
8.	Transport, Storage and Communication	27,443	37,299	47,941	50,419	53,404
9.	Trade, Hotels and Restaurants	72,510	96,153	1,37,674	1,43,235	1,40,711
10.	Banking and Insurance	19,334	30,048	47,573	51,426	55,592
11.	Real Estate, Business Services	39,167	45,579	53,066	55,108	57,234
12.	Public Administration	19,515	27,490	38,066	41,054	44,526
13.	Other services	30,455	38,791	50,987	53,098	55,641
	Total GSDP	6,55,862	8,25,385	10,05,895	10,67,409	10,62,269

Source: Karnataka State Domestic Product 1980-91, Directorate of Economics and Statistics, Bangalore.

Table No. 8.2

Table Showing the Gross State Domestic Product of Karnataka at factor cost by industry of origin at current prices, 1980-81, 1984-85, 1988-89, 1989-90 and 1990-91 - (Rs. in lakhs):

Sl. No.	*Industry* 1	*1980-81* 2	*1984-85* 3	*1988-89* 4	*1989-90* 5	*1990-91* 6
1.	Agriculture	2,52,652	3,96,767	5,91,070	6,36,513	7,07,113
2.	Forestry and logging	12,203	36,341	52,659	53,530	54,242
3.	Fishing	3,702	5,567	7,058	6,920	7,867
4.	Mining and quarrying	4,053	8,595	12,775	14,005	14,347
5.	Manufacturing	1,27,806	2,19,948	3,81,605	4,46,449	4,87,738
6.	Construction	33,129	58,460	94,335	1,08,138	1,21,942
7.	Electricity, Gas and Water supply	13,893	29,337	47,054	52,900	63,086
8.	Transport, storage and communication	27,443	56,345	1,07,055	1,21,291	1,53,242

1	2	3	4	5	6
9. Trade hotels and restaurants	72,510	1,28,336	2,27,758	2,62,861	2,84,252
10. Banking and Insurance	19,334	48,606	86,973	1,03,536	1,24,088
11. Real Estate, Business Services	39,167	61,087	97,770	1,11,021	1,19,580
12. Public Administration	19,515	40,034	77,167	88,635	1,05,802
13. Other Services	30,455	56,167	1,01,278	1,12,349	1,29,487
Total GSDP	6,55,862	11,45,590	18,84,557	21,18,148	23,72,786

Source: Karnataka State Domestic Product 1980-91, Directorate of Economics and Statistics, Bangalore.

Table No.8.3

Table showing the Net State Domestic Product at Factor Cost by Industry of origin at current prices 1980-81, 1984-85, 1988-89, 1989-90 and 1990-91 (Rs. in lakhs)

Sl. No.	*Industry*	*1980-81*	*1984-85*	*1988-89*	*1989-90*	*1990-91*
1.	Agriculture	2,39,327	3,74,408	5,57,158	5,99,460	6,68,948
2.	Forestry and logging	12,092	35,956	51,670	52,524	53,222
3.	Fishing	3,170	4,713	5,904	5,789	6,581
4.	Mining and Quarrying	3,616	7,132	9,673	10,605	10,864
5.	Manufacturing	1,12,272	1,94,838	3,38,097	3,94,869	4,31,354
6.	Construction	31,213	54,879	88,709	1,01,693	1,14,674
7.	Electricity, Gas and Water Supply	9,125	20,410	31,368	35,225	42,102
8.	Transport, Storage and Communication	18,927	41,965	75,718	85,417	1,08,142
9.	Trade, Hostels and Restaurants	70,058	1,23,731	2,19,802	2,53,687	2,74,332
10.	Banking and Insurance	18,969	47,703	84,728	1,00,571	1,20,243
11.	Real Estate and Business Services	31,177	44,763	68,654	77,959	83,969
12.	Public Administration	17,174	34,588	68,231	78,369	93,547
13.	Other Services	29,286	54,150	97,656	1,08,327	1,24,851
	Total NSDP	5,96,403	10,39,236	16,97,368	19,04,495	21,32,829

Source: Karnataka State Domestic Product 1980-91, Directorate of Economics and Statistics, Bangalore.

Table No. 8.4

Table showing the Net State Domestic Product at Factor Cost by Industry of origin at constant prices in 1980-81, 1984-85, 1988-89, 1989-90 and 1990-91 (Rs. in lakhs)

Sl. No.	*Industry*	*1980-81*	*1984-85*	*1988-89*	*1989-90*	*1990-91*
1.	Agriculture	23,932	2,99,455	3,15,459	3,28,563	3,09,465
2.	Forestry & Logging	12,092	9,941	8,960	9,021	9,205
3.	Fishing	3,170	2,990	3,159	3,730	3,621
4.	Mining & Quarrying	3,613	2,597	2,411	2,349	2,473
5.	Manufacturing	1,12,272	1,44,456	1,91,897	2,11,560	2,10,175
6.	Construction	31,213	33,250	38,359	39,348	38,253
7.	Electricity, Gas & Water Supply	9,125	12,510	15,052	17,261	19,157
8.	Transport, Storage & Communication	18,927	26,458	31,501	32,984	34,608
9.	Trade, Hostels & Restaurants	70,058	92,825	1,32,938	1,38,308	1,35,871
10.	Banking & Insurance	18,969	29,388	46,349	49,963	53,860
11.	Real Estate & Business Services	31,177	36,690	43,159	44,820	46,548
12.	Public Administration	17,174	23,853	34,116	36,793	39,905
13.	Other Services	29,286	37,457	48,942	50,969	53,410
	Total NSDP	5,96,403	7,51,870	9,12,302	9,65,669	9,56,551

Source: Karnataka State Domestic Product 1980-91, Directorate of Economics and Statistics, Bangalore.

Table No. 8.5

Table showing the net national product (NNP) and Net State Domestic Product (NSDP) of Karnataka at current and constant (1980-81) prices besides per capita income from 1980-81 to 1990-91

Year	*India*				*Karnataka*			
	At current prices		*At constant (80-81) prices*		*At current prices*		*At constant (80-81)prices*	
	NNP (Rs. crores)	*PCI (Rs.)*	*NNP (Rs.crores)*	*PCI (Rs.)*	*NNP (Rs.crores)*	*PCI (Rs.)*	*NNP (Rs.crores)*	*PCI (Rs.)*
1	*2*	*3*	*4*	*5*	*6*	*7*	*8*	*9*
1980-81	1,10,685	1,630	1,10,685	1,630	5,964	1,623	5,964	1,623
1981-82	1,28,797	1,861	1,17,140	1,693	6,893	1,832	6,354	1,688
1982-83	1,41,785	2,004	1,19,704	1,691	7,684	1,997	6,534	1,698
1983-84	1,66,550	2,304	1,29,392	1,790	9,215	2,343	6,979	1,775
1984-85	1,85,018	2,507	1,33,808	1,813	10,392	2,588	7,519	1,872
1985-86	2,06,133	2,734	1,39,025	1,844	10,951	2,672	7,204	1,758
1986-87	2,28,402	2,962	1,44,242	1,871	12,563	3,005	7,870	1,882
1987-88	2,58,805	3,289	1,49,670	1,902	14,314	3,358	8,452	1,983
1988-89	3,08,662	3,844	1,66,148	2,069	16,974	3,908	9,123	2,100
1989-90	3,51,850	4,291	1,76,159	2,148	19,045	4,305	9,657	2,183
1990-91(Q)	4,16,349	4,974	1,86,429	2,227	21,328	4,737	9,566	2,125

Note: (Q) Quick Estimates

Source: 1) Central Statistical Organisation, Government of India. 2) Directorate of Economics and Statistics, Government of Karnataka. 3) Karnataka State Domestic Product 1980-91, Directorate of Economics and Statistics.

Table No. 8.6

Table Showing the Gross Domestic Product and Index at factor cost at constant (1980-81) prices from 1980-81 to 1990-91 in Karnataka

Year	*Gross Domestic product (Rs. in lakhs)*	*Index of GSDP 1980-81 = 100*	*Percentage growth over previous year*	*Percapita GSDP (Rs.)*	*Index of per capita GSDP 1980-81 = 100*	*Percentage growth in per capita GSDP over previous year*
1980-81	6,55,862	100.00	-	1,784.6	100.0	-
1981-82	6,96,986	106.3	6.3	1,852.0	103.8	3.8
1982-83	7,19,671	109.7	3.3	1,869.9	104.8	1.0
1983-84	7,67,576	117.0	6.7	1,951.9	109.4	1.4
1984-85	8,25,385	125.9	7.5	2,055.4	115.2	5.3
1985-86	7,97,321	121.6	-3.4	1,945.4	109.0	-5.4
1986-87	8,68,605	132.4	8.9	2,077.6	116.4	6.8
1987-88	9,31,746	142.1	7.3	2,185.7	122.5	5.2
1988-89	10,05,895	153.4	8.0	2,315.8	129.8	6.0
1989-90	10,67,409	162.8	6.1	2,412.9	135.2	4.2
1990-91	10,62,269	162.0	-0.5	2,359.5	132.2	-2.2

Source: Karnataka State Domestic Product 1980-91, Directorate of Economics and Statistics.

Table No. 8.7

Table showing the Gross Domestic Product and Index at factor cost at current prices from 1980-81 to 1990-91 in Karnataka

Year	*Gross Domestic product (Rs. in lakhs)*	*Index of GSDP 1980-81 = 100*	*Percentage growth over previous year*	*Per capita GSDP (Rs.)*	*Index of per capita GSDP 1980-81 = 100*	*Percentage growth in per capita GSDP over previous year*
1980-81	6,55,862	100.0	-	1,784.6	100.0	-
1981-82	7,58,958	115.7	15.7	2,016.6	113.0	13.0
1982-83	8,50,712	129.7	12.1	2,210.4	123.9	9.6
1983-84	10,14,517	154.7	19.3	2,579.8	144.6	16.7
1984-85	11,45,590	174.7	12.9	2,852.8	159.9	10.6
1985-86	12,19,500	185.9	6.5	2,975.6	166.7	4.3
1986-87	13,98,125	213.2	14.6	6,344.1	187.4	12.4
1987-88	15,91,248	242.6	13.8	3,732.7	290.2	11.6
1988-89	18,84,557	287.3	18.4	4,338.7	243.1	16.2
1989-90	21,18,148	323.0	12.4	4,788.1	268.3	10.4
1990-91	23,72,786	361.8	12.0	5,270.5	295.3	10.1

Source: Karnataka State Domestic Product 1980-91, Directorate of Economics & Statistics.

Table No. 8.8

Table showing the Net Domestic Product and Index at factor cost at constant (1980-81) prices in Karnataka, 1980-81 to 1990-91.

Year	*Net Domestic product (Rs. in lakhs)*	*Index of GSDP 1980-81 = 100*	*% of growth over previous year*	*Per capita GSDP (Rs.)*	*Index of per capita NSDP 1980-81 = 100*	*% of growth in per capita NSDP over previous year*
1980-81	5,96,403	100.0	-	1,622.9	100.0	-
1981-82	6,35,432	106.5	6.5	1,688.4	104.0	4.0
1982-83	6,53,430	109.6	2.8	1,697.8	104.6	0.6
1983-84	6,97,878	117.0	6.8	1,774.7	109.4	4.5
1984-85	7,51,870	126.1	7.7	1,872.3	115.4	5.5
1985-86	7,20,351	120.8	4.2	1,757.6	108.3	-6.1
1986-87	7,86,970	132.0	9.2	1,882.3	116.0	7.1
1987-88	8,45,178	141.7	7.4	1,982.6	122.2	5.3
1988-89	9,12,302	153.0	7.9	2,100.3	129.4	5.9
1989-90	9,65,669	161.9	5.9	2,182.8	134.5	3.9
1990-91	9,56,551	160.4	-0.9	2,124.7	130.9	-2.7

Source: Karnataka's State Domestic Product 1980-91, Directorate of Economics and Statistics, Bangalore.

Table No.8.9

Table showing the Net Domestic Product and Index at factor cost at constant (1980-81) prices in Karnataka, 1980-81 to 1990-91.

Year	*Net Domestic product (Rs. in lakhs)*	*Index of NSDP 1980-81 = 100*	*Percentage growth over previous year*	*Percapita NSDP (Rs.)*	*Index of per capita NSDP 1980-81 = 100*	*Percentage growth of per capita NSDP over previous year*
1980-81	5,96,403	100.0	-	1,622.9	100.0	-
1981-82	6,89,335	115.6	15.6	1,831.6	112.9	12.9
1982-83	7,68,446	128.9	11.5	1,996.7	123.0	9.0
1983-84	9,21,500	154.5	19.9	2,343.3	124.4	17.4
1984-85	10,39,236	174.3	12.8	2,587.9	159.5	10.4
1985-86	10,95,108	183.6	5.4	2,672.0	164.6	3.3
1986-87	12,56,266	210.6	14.7	3,004.8	185.2	12.5
1987-88	14,31,430	240.0	13.9	3,357.9	206.9	11.8
1988-89	16,97,368	284.6	18.6	3,907.7	240.8	16.4
1989-90	19,04,495	319.3	12.2	4,305.1	265.3	10.2
1990-91	21,32,829	357.6	12.0	4,737.5	291.9	10.0

Source: Karnataka's State Domestic Product 1980-91, Directorate of Economics and Statistics, Bangalore.

Table No. 8.10

Table showing the districtwise sectoral composition of income in Karnataka as in 1985-86 at constant 1980-81 price (Rs. In lakhs)

Sl. No.	*District*	*Agriculture Forestry and fishing*	*Mining Manufacturing and construction*	*Electricity and water supply*	*Transport communication and storage*	*Trade and banking*	*Others*	*Net domestic product*
	1	*2*	*3*	*4*	*5*	*6*	*7*	*8*
1.	Bangalore	13,548	59,688	3,424	6,984	40,673	20,768	1,45,085
2.	Bangalore (R)							
3.	Belgaum	25,976	11,323	1,112	1,845	8,067	7,167	55,490
4.	Bellary	10,895	4,997	450	1,047	4,149	3,988	25,526
5.	Bidar	11,877	2,349	220	499	2,249	2,574	19,768
6.	Bijapur	12,494	7,564	582	1,023	3,678	5,991	31,183
7.	Chikmagalur	11,484	2,048	253	487	2,514	2,411	19,197

	1	2	3	4	5	6	7	8
8.	Chitradurga	14,435	6,479	522	1,005	4,312	4,430	31,183
9.	D. Kannada	19,554	15,976	658	2,995	9,608	6,348	55,139
10.	Dharwad	13,822	11,502	855	1,854	7,523	8,032	43,588
11.	Gulbarga	15,126	8,436	376	989	5,229	5,275	35,431
12.	Hassan	12,289	4,158	279	674	2,867	3,294	23,561
13.	Kodagu	10,489	1,114	67	531	2,048	1,483	15,732
14.	Kolar	9,779	3,534	757	926	2,667	4,641	22,304
15.	Mandya	16,667	2,966	436	406	3,681	3,560	27,716
16.	Mysore	20,394	15,375	805	1,843	8,873	7,172	54,462
17.	Raichur	13,609	4,729	368	815	4,127	4,044	27,692
18.	Shimoga	16,894	6,400	640	953	5,804	4,096	34,787
19.	Tumkur	14,173	6,484	586	778	3,723	4,919	30,663
20.	U. Kannada	8,701	4,746	253	768	4,309	2,918	21,695
	State	2,72,206	1,79,868	12,643	26,422	1,26,101	1,03,111	7,20,351

Source: Estimates of District Income, Karnataka 1980-81, 1985-86 and 1989-90, Directorate of Economics and Statistics, Bangalore.

Table No. 8.11

Table showing the districtwise sectoral composition of Income in Karnataka as in 1985-86 at current prices (Rs. in lakhs)

Sl. No.	*District*	*Agriculture Forestry and fishing*	*Mining Manufacturing and construction*	*Electricity and water supply*	*Transport communication and storage*	*Trade and banking*	*Others*	*Net domestic product*
	1	*2*	*3*	*4*	*5*	*6*	*7*	*8*
1. 2.	Bangalore Bangalore (R)	20,742	95,083	6,416	12,630	58.081	30,913	2,23,865
3.	Belgaum	35,655	17,988	2,102	3,380	11,143	10,497	80,765
4.	Bellary	15,423	8,690	844	2,054	6,103	5,828	38,942
5.	Bidar	14,654	3,868	414	878	2,833	3,772	26,419
6.	Bijapur	18,604	11,918	1,089	1,988	5,274	8,748	47,621
7.	Chikmagalur	17,370	4,544	471	867	5,088	3,517	31,857
8.	Chitradurga	20,739	10,320	980	1,755	5,986	6,446	46,226
9.	D. Kannada	30,532	24,706	1,241	5,221	14,516	9,338	85,554
10.	Dharwad	20,104	18,408	1,578	3,501	10,737	11,814	66,142
11.	Gulbarga	20,903	13,803	706	1,744	7,195	7,684	52,035
12.	Hassan	17,323	6,940	517	1,359	4,129	4,788	35,056

	1	2	3	4	5	6	7	8
13.	Kodagu	18,035,	1,850	121	915	3,836	2,179	26,936
14.	Kolar	15,240	6,452	1,426	1,790	4,814	6,751	36,473
15.	Mandya	21,211	4,935	827	699	4,731	5,186	37,589
16.	Mysore	31,214	24,048	1,492	3,317	12,820	10,485	83,376
17.	Raichur	18,773	8,040	683	1,529	5,917	5,839	40,781
18.	Shimoga	23,845	10,537	1,201	1,660	8,517	5,972	51,732
19.	Tumkur	20,758	10,257	1,105	1,362	5,255	7,137	45,874
20.	U. Kannada	15,415	8,183	474	1,456	8,029	4,278	37,835
	State	3,96,540	2,90,600	23,687	48,105	1,85,004	1,51,172	10,95.108

Source: Estimates of District Income, Karnataka 1980-81, 1985-86 and 1989-90, Directorate of Economics and Statistics, Bangalore.

Table No 8.12

Table Showing the districtwise Sectoral Composition of Income in Karnataka as in 1989-90 at current prices - (Rs. in lakhs)

Sl. No.	*District*	*Agriculture Forestry and fishing*	*Mining Manufacturing and construction*	*Electricity and water supply*	*Transport communication and storage*	*Trade and banking*	*Others*	*Net domestic product*
1. 2.	Bangalore Bangalore (R)	33,907	1,63,732	10,100	24,290	1,10,270	56,859	3,99,158
3.	Belgaum	67,642	34,394	3,148	6,185	30,034	17,940	1,59,323
4.	Bellary	30,284	12,933	1,184	3,426	11,485	10,713	70,025
5.	Bidar	16,026	6,428	603	1,534	4,095	6,908	35,594
6.	Bijapur	45,006	21,735	1,549	3,082	16,033	15,026	1,02,431
7.	Chikmagalur	25,581	10,039	685	1,553	10,842	6,009	54,709
8.	Chitradurga	35,823	14,370	1,441	3,192	13,129	11,385	79,340
9.	D.Kannada	38,375	46,824	1,895	8,948	20,999	16,106	1,33,147
10.	Dharwad	35,944	32,425	2,262	6,084	23,638	20,365	1,20,718
11.	Gulbarga	35,678	26,589	992	3,346	12,704	13,613	92,922
12.	Hassan	28,571	7,271	794	2,171	5,758	8,193	52,758
13.	Kodagu	16,813	3,266	168	1,574	4,002	3,705	29,528
14.	Kolar	28,006	9,968	2,058	2,171	5,758	8,193	52,758
15.	Mandya	36,154	9,411	1,213	1,332	8,801	8,989	65,900
16.	Mysore	61,163	46,975	2,042	5,937	26,310	18,251	1,60,678
17.	Raichur	31,612	12,165	977	2,270	9,676	10,277	66,977
18.	Shimoga	37,082	17,981	1,746	2,569	14,154	9,962	83,494
19.	Tumkur	35,569	15,523	1,626	2,408	11,696	11,840	78,662
20.	U. Kannada	18,537	15,158	742	2,384	13,052	7,159	57,032
	State	6,57,773	5,07,167	35,225	85,417	3,54,258	2,64,655	19,04,495

Source : Estimates of District Income, Karnataka, 1980-81, 1985-86 and 1989-90, Directorate of Economics and Statistics, Bangalore.

Table No 8.13

Table Showing the districtwise Sectorial Composition of Income in Karnataka as in 1989-90 at constant prices - (Rs. in Lakhs)

Sl. No.	District	Agriculture Forestry and fishing	Mining Manufacturing and construction	Electricity and water supply	Transport communication and storage	Trade and banking	Others	Net domestic product
1.	Bangalore							
2.	Bangalore (R)	16,454	87,954	4,910	9,019	60,040	27,894	20,627
3.	Belgaum	37,787	16,963	1,550	2,451	16,481	9,011	84,243
4.	Bellary	16,189	5,807	578	1,278	6,158	5,370	35,380
5.	Bidar	8,872	2,957	294	663	2,331	3,454	18,571
6.	Bijapur	24,464	10,143	755	1,093	8,685	7,581	52,721
7.	Chikmagalur	13,132	3,089	340	609	3,589	3,040	23,799
8.	Chitradurga	18,833	6,902	701	1,371	7,096	5,755	40,708
9.	D.Kannada	20,321	22,963	940	3,633	11,075	8,025	66,957
10.	Dharwad	19,121	16,160	1,113	2.327	12,764	10,173	61,658
11.	Gulbarg	18,012	13,097	485	1,239	7,035	6,866	46,734
12.	Hassan	15,726	3,280	397	731	3,217	4,159	27,510
13.	Kodagu	8,322	1,466	86	672	1,927	1,855	14,328
14.	Kolar	13,197	4,406	1,008	1,179	3,623	5,761	29,174
15.	Mandaya	18,961	4,569	595	546	4,993	4,549	34,213
16.	Mysore	27,061	24,037	1,000	2,320	13,673	9,185	77,276
17.	Raichur	16,793	5,617	481	829	5,496	5,244	34,460
18.	Shimoga	21,357	8,679	858	1,078	7,914	5,038	44,924
19.	Tumkur	18,353	7,665	793	1,040	6,386	6,033	40,270
20.	U. Kannada	8,309	7,503	377	899	5,788	3,589	26,465
	Total	3,41,314	2,53,257	17,261	32,977	1,88,271	1,31,582	9,65,662

Source: Estimates of District Income, Karnataka 1980-81, 1985-86 and 1989-90, Directorate of Economics and Statistics, Bangalore.

Table No. 8.14

Table showing the districtwise Income and their Indices during 1980-81, 1985-86 and 1989-90 at constant (1980-81) prices: (Income Rs. in lakhs, Index of Income Base (1980-81=100)

Sl. No.	District	1980-81		1985-86		1989-90		1985-86	1989-90
		Income	% to state income	Income	% to state income	Income	% to state income	Indices	
1.	Bangalore								
2.	Bangalore (R)	1,09,680	18.30	1,45,085	20.14	2,06,271	21.36	132.28	188.07
3.	Belgaum	44,447	7.45	55,490	7.70	84,243	8.72	124.85	189.54
4.	Bellary	24,139	4.05	25,526	3.54	35,380	3.67	105.75	146.57
5.	Bidar	13,641	2.29	19,768	2.74	18,571	1.92	144.92	136.14
6.	Bijapur	25,472	4.27	31,332	4.35	52,721	5.46	123.01	206.98
7.	Chikmagalur	17,432	2.92	19,197	2.67	23,799	2.47	110.13	136.52
8.	Chitradurga	29,998	5.03	31,183	4.33	40,708	4.22	103.95	135.70
9.	D. Kannada	45,560	7.64	55,139	7.66	66,957	6.93	121.03	146.96
10.	Dharwad	40,066	6.72	43,588	6.05	61,658	6.39	108.79	153.89
11.	Gulbarga	29,528	4.95	35,431	4.92	46,734	4.84	119.99	158.27
12.	Hassan	19,114	3.20	23,561	3.27	27,510	2.85	123.27	143.93
13.	Kodagu	14,246	2.39	15,732	2.18	14,328	1.48	110.43	100.58
14.	Kolar	17,341	2.91	22,304	3.10	29,174	3.02	128.62	168.24
15.	Mandya	23,134	3.88	27,716	3.85	34,212	3.54	119.81	147.89
16.	Mysore	42,410	7.11	54,462	7.56	77,276	8.00	128.42	182.21
17.	Raichur	26,471	4.44	27,692	3.84	34.460	3.57	104.61	130.18
18.	Shimoga	30,851	5.17	34,787	4.83	44,924	4.65	112.76	145.62
19.	Tumkur	24,586	4.12	30,663	4.26	40,270	4.17	124.72	163.79
20.	U. Kannada	18,287	3.07	21,695	3.01	26,473	2.74	118.64	144.76
	Total	5,96,403	100.00	7,20,351	100.00	9,65,669	100.00	120.78	161.92

Source: Estimates of District Income, Karnataka 1980-81, 1985-86 and 1989-90, (Revised) Directorate of Economics and Staticstics, Bangalore.

Table No. 8.15

Table showing the districtwise Income and their Indices during 1980-81, 1985-86 and 1989-90 at current (1980-81) prices: (Income Rs. in lakhs, Index of Income Base (1980-81=100)

Sl. No.	District	1980-81		1985-86		1989-90		1985-86	1989-90
		Income	% to state income	Income	% to state income	Income	%to state income	Indices	
1.	Bangalore								
2.	Bangalore (R)	1,09,680	18.39	2,23,895	20.45	3,99,158	20.96	204.13	363.93
3.	Belgaum	44,447	7.45	80,765	7.38	1,59,323	8.37	181.71	358.46
4.	Bellary	24,139	4.05	38,942	3.56	70,025	3.68	161.32	290.09
5.	Bidar	13,641	2.29	26,419	2.41	35,594	1.87	193.67	260.93
6.	Bijapur	25,472	4.27	47,621	4.35	1,02,431	5.38	186.95	402.13
7.	Chikmagalur	17,432	2.92	31,857	2.91	54,709	2.87	182.75	313.84
8.	Chitradurga	29,998	5.03	46,226	4.22	79,340	4.16	154.10	264.48
9.	D. Kannada	45,560	7.64	85,554	7.81	1,33,147	6.99	187.78	292.25
10.	Dharwad	40,066	6.72	66,142	6.04	1,20,718	6.34	165.08	301.30
11.	Gulbarga	29,528	4.95	52,035	4.75	92,922	4.88	176.22	314.69
12.	Hassan	19,114	3.20	35,056	3.20	52,758	2.77	183.40	276.02
13.	Kodagu	14,246	2.39	26,936	2.46	29,528	1.55	189.08	207.27
14.	Kolar	17,134	2.91	36,473	3.33	62,099	3.26	210.33	358.11
15.	Mandya	23,134	3.88	37,589	3.43	65,900	3.46	162.48	284.86
16.	Mysore	42,410	7.11	83,376	7.61	1,60,678	8.44	196.60	378.87
17.	Raichur	26,471	4.44	40,781	3.72	66,977	3.52	154.06	253.02
18.	Shimoga	30,851	5.17	51,732	4.72	83,494	4.38	167.68	270.64
19.	Tumkur	24,586	4.12	45,874	4.19	78,662	4.13	186.59	319.95
20.	U. Kannada	18,287	3.07	37,835	3.46	57,032	2.99	206.90	311.87
	State Total	5,96,403	100.00	10,95,108	100.00	19,04,495	100.00	183.62	319.33

Source: Estimates of District Income, Karnataka 1980-81, 1985-86 and 1989-90 (Revised), Directorate of Economics and Statistics, Bangalore.

Table No. 8.16

Table showing the districtwise per capita income and rank in 1960-61, 1970-71, 1980-81 and 1989-90 (in Rs.)

Sl. No.	District	1960-61		1970-71		1980-81		1989-90	
		Per capita Income	Rank	Per capita Income	Rank	Percapita Income	Rank	Per capita Income	Rank
1.	Bangalore								
2.	Bangalore (R)	256	14	735	5	2,241	2	6,774	1
3.	Belgaum	267	10	551	15	1,506	11	4,485	6
4.	Bellary	306	6	778	4	1,638	10	3,948	9
5.	Bidar	199	19	473	17	1,385	15	3,002	18
6.	Bijapur	203	18	452	19	1,071	18	3,579	13
7.	Chikmagalur,	479	4	1,002	2	1,928	4	5,027	4
8.	Chitradurga	274	9	655	8	1,704	7	3,774	12
9.	D. Kannada	357	5	691	7	1,937	3	4,703	5
10.	Dharwad	257	13	572	13	1,375	16	3.441	14
11.	Gulbarga	223	17	599	12	1,435	13	3,751	11
12.	Hassan	301	7	637	10	1,425	14	3,267	16
13.	Kodagu	728	1	2,008	1	3,126	1	5,382	2
14.	Kolar	238	15	474	16	920	19	2,736	19
15.	Mandya	258	12	557	14	1,648	9	3,900	10
16.	Mysore	259	11	620	11	1,651	8	5,196	3
17.	Raichur	227	16	717	6	1,501	12	3,154	17
18.	Shimoga	578	2	780	3	1,882	5	4,232	8
19.	Tumkur	283	8	459	18	1,255	17	3,336	15
20.	U. Kannada	577	3	654	9	1,722	6	4,461	7

Source: Directorate of Economics and Statistics, Bangalore.

Table No. 8.17

Table showing the districtwise composite Index of Development in 1960-61 and 1979-80 (State Average = 100)

Sl. No.	District	1960-61 Development Index	Rank	1979-80 Development Index	Rank
1.	Bangalore }				
2.	Bangalore (R) }	218.00	2	198.57	1
3.	Belgaum	91.12	12	91.97	12
4.	Bellary	89.23	14	94.98	11
5.	Bidar	64.28	17	82.11	17
6.	Bijapur	71.66	16	87.02	15
7.	Chikmagalur	123.74	7	90.16	14
8.	Chitradurga	100.24	11	101.36	9
9.	D. Kannada	230.21	1	176.69	2
10.	Dharwad	118.54	8	96.28	10
11.	Gulbarga	60.10	19	65.77	19
12.	Hassan	90.03	13	91.91	13
13.	Kodagu	124.15	6	105.84	7
14.	Kolar	136.53	4	103.81	8
15.	Mandya	114.70	10	118.87	5
16.	Mysore	124.60	5	124.45	3
17.	Raichur	63.04	18	80.72	18
18.	Shimoga	180.15	3	120.44	4
19.	Tumkur	84.52	15	85.91	16
20.	U. Kannada	118.24	9	106.00	6
	State Total	100.00	-	100.00	-

Source: Draft Eighth Five Year Plan 1990-95, Vol. I.

Table No. 8.18

Table showing the linear and compound growth rates achieved in NSDP and per capita Income of Karnataka during the third Year Plan up to VII Five year plan:

Period	Linear growth rate NSDP	PCI*	Compound growth rate NSDP**	PCI
1	2	3	4	5
III Plan (1961-66)/1961-62	1.88	-0.29	1.78	-0.34
Annual Plans (1966-69)/1966-67	4.12	1.82	4.03	1.80
IV Plan (1969-74)/1969-70	1.86	-0.49	1.74	-0.54
V Plan (1974-78)/1974-75	4.03	1.41	3.76	1.31
VI Plan (1980-85)/1980-81	6.26	3.61	5.73	3.42
VII Plan (1985-90)/1985-86	8.55	6.08	7.62	5.58

* NSDP - Net State Domestic Product: ** PCI - Per capita Income.

Source: Karnataka's State Domestic Product 1980-91, Directorate of Economics and Statistics, Bangalore.

Table No. 8.19

Table Showing the linear and compound growth rates achieved in NSDP and PCI of Karnataka, 1960-70, 1970-80 and 1980-90

Period	Linear growth rate NSDP	PCI	Compound growth rate NSDP	PCI
1960-70	3.94	1.26	3.34	1.16
1970-80	3.89	1.07	3.47	1.05
1980-90	6.56	3.57	5.27	3.13

Source: Karnataka's State Domestic Products 1980-91, Directorate of Economics and statistics, Bangalore.

GROWTH PERFORMANCE

The rates of growth of the primary, secondary and tertiary sectors of Karnataka were higher during the VII plan period as compared to the growth rates of these sectors for the VI plan period. The NSDP as well as the per capita income had a higher rate of growth.

Table No. 8.20

Table showing the sectorwise growth rates in NSDP of Karnataka during the VI ad VII Five Year Plan periods at constant (1980-81) prices - (per cent per annum)

Sl. No.	Sector	Growth rates for the period: Sixth plan 1980-85 Linear	Sixth plan 1980-85 Compound	Seventh Plan 1985-90 Linear	Seventh Plan 1985-90 Compound
1.	Primary	4.5	4.1	5.6	5.1
2.	Secondary	7.0	6.5	11.2	9.9
3.	Teritary	7.7	7.0	8.6	7.7
4.	NSDP	6.2	5.6	8.1	7.3
5.	Per capita Income	3.5	3.3	5.7	5.3

Source: Economic Review Karnataka 1989-90, Directorate of Economics and Statistics, Bangalore.

Table No. 8.21

Table showing the per capita income at current and constant (1980-81) prices from 1980-81 to 1989-90.

Year	*Per capita Income (in.Rs.)*		*Growth rate over previous year (% age)*	
	At current prices	*At constant prices*	*At current prices*	*At constant prices*
1980-81	1,596.13	1,596.13	-	-
1981-82	1,789.56	1,655.11	12.12	3.7
1982-83	1,926.11	1,664.81	7.63	0.59
1983-84	2,284.69	1,736.64	18.62	4.32
1984-85	2,508.07	1,833.71	9.78	5.59
1985-86	2,564.30	1,726.59	2.24	-5.84
1986-87	2,899.78	1,851.60	13.08	7.24
1987-88	3,253.76	1,909.26	12.21	3.11
1988-89	3,786.72	2,072.13	16.38	8.54
1989-90	4,075.08	2,109.27	7.62	1.79

Source: Economic Review, Karnataka 1989-90, Directorate of Economics and Statistics, Bangalore.

STANDARD OF LIVING

To assess the Standard of Living, it becomes nescessary to classify the people of the area into various groups and assess the Standard of Living of each group. The level of per capita income and per capita expenditure on luxury, comforts and neccessities, etc. have determined the Standard of Living.

Table No. 8.22A

Table showing per capita expenditure on selected items and for the entire-population, bottom 10% and top 10% of the population and disparity ratios: Karnataka & All India National Sample Survey, 38th Round (1983).

(Per Capita Expenditure in Rupees per month)

Sl. No.	*Items of expenditure*	*RURAL*							
		Karnataka - Rural				*All India - Rural*			
		Per Capita Expenditure			*Disparity*	*Per Capita Expenditure*			*Disparity*
		Entire popul-lation	*Bottom 10%*	*Top 10%*	*(5)/(4)*	*Entire popu-lation*	*Bottom 10%*	*Top 10%*	*(9)/(8)*
1.	Total Cereals	35.09	17.86	57.57	3.23	36.31	21.82	49.50	2.27
2.	Pulses	4.76	1.99	9.69	4.87	3.96	1.56	7.83	5.02
3.	Milk and milk products	6.0	1.84	15.05	8.18	8.45	0.92	25.70	27.93
4.	Total Food	74.16	31.84	149.11	4.68	73.73	32.89	142.24	4.32
5.	Total non-food	42.68	11.75	137.38	11.69	38.71	9.74	133.40	13.70
6.	Grand Total (4+5)	116.84	43.59	236.49	6.57	112.45	42.73	275.64	6.47

Table No. 8.22B

Table showing per capita expenditure on selected items and for the entire-population, bottom 10% and top 10% of the population and disparity ratios: Karnataka & All India, National Sample Survey, 38th Round (1983).

(Per Capita Expenditure in Rupees per month)

Sl. No.	*Items of expenditure*	*URBAN*							
		Karnataka - Urban				*All India - Urban*			
		Per Capita Expenditure			*Disparity*	*Per Capita Expenditure*			*Disparity*
		Entire popul-lation	*Bottom 10%*	*Top 10%*	*(5)/(4)*	*Entire popu-lation*	*Bottom 10%*	*Top 10%*	*(9)/(8)*
1.	Total Cereals	33.41	19.88	45.30	2.28	31.85	22.02	38.15	1.73
2.	Pulses	5.91	2.93	10.38	3.54	5.29	2.51	8.88	3.54
3.	Milk and milk products	11.66	2.61	32.58	12.48	15.15	2.74	40.90	14.93
4.	Total Food	96.65	39.71	198.29	4.99	96.97	42.26	199.08	4.71
5.	Total non-food	69.66	15.48	233.73	15.10	67.06	15.03	240.80	16.03
6.	Grand Total (4+5)	166.32	55.19	432.02	7.83	164.03	57.29	439.88	7.68

Source: Sarvekshna, Vol. IX, No.4 (April 1986) based on the following tables: (1). All India - Rural - Table 1-OR, P-S-17 and Table 2-OR, P-S-46 (2) All India - Urban : Table 1-OU, P-S-31 and Table 2-OR, P, S-74 (3) Karnataka Rural : Table 1-8R, P, S-21, P-S-21 and Table 2-8R, P-S-54 (4) Karnataka Urban : 1-OU, P-S-35 and Table 2-8U, P-S-82

Note: The table computed from the 38th Round National Sample Survey. Columns (6) and (10) of the two sets of table provide the disparity ratio measured as per capita (consumer) expenditure of top 10% of population divided by per capita expenditure of bottom 10% of the population. These disparity ratios are given for

(a) Selected items of consumer expenditure (Sl.No.1 to 6)

(b) Karnataka and all India Rural & Urban.

It is important to remember that these disparity ratios are in terms of per capita consumer expenditure so that they are affected by prices. Part of the differences in prices and difference in composition when one consider aggregates such as Food and Non-Food.

Table No. 8.23

Table showing per 1000 distribution of households and population by monthly per capita expenditure class in Karnataka as on June 1988.

Household monthly per capita expenditure(in Rs.)

Sl. No.	*Rural household*			*Urban Household*		
1.	Less than	65	71(79)	Less than	90	72(93)
2.	Between	65 & 80	64(77)	Between	90-110	49(67)
3.	Between	80-95	93(102)	Between	110-135	110(142)
4.	Between	95-110	109(116)	Between	135-160	122(139)
5.	Between	110-125	108(116)	Between	160-185	94(107)
6.	Between	125-140	98(101)	Between	185-215	91(94)
7.	Between	140-160	93(94)	Between	215-255	100(96)
8.	Between	160-180	81(77)	Between	255-310	88(76)
9.	Between	180-215	96(92)	Between	310-385	101(78)
10.	Between	215-280	82(68)	Between	385-520	94(59)
11.	Between	280-370	50(38)	Between	520-700	44(26)
12.	Between	370 & above	48(33)	Between	700 & above	32 (19)

Note: The difference, if any, between 1000 and sum of columns 1 to 12 indicates not recorded cases. 2) Figures in parentheses are the corresponding proportions for population.

Source: Sarvekshana, September 1990, N.S.S 43 Round.

Table No.8.24

Projected Demand-Supply situation during 1991 and 2001 A.D.

(in million tonnes)

Sl. No.	Crops	1991 Demand	1991 Supply Scenario: Differential growth rate: moderate	1991 Supply Scenario: Growth rate of 3.5%	2001 Demand	2001 Supply Scenario: Differential growth rate moderate	2001 Supply Scenario: Growth rate of 3.5%
1.	Rice	3.66	3.06	2.91	4.36	3.86	4.10
2.	Ragi	1.47	1.79	1.56	1.73	2.40	2.21
3.	Total Jowar	2.31	1.84	2.11	2.73	1.78	2.98
4.	Bajra	0.22	0.39	0.31	0.25	0.61	0.43
5.	Maize	0.24	0.73	0.50	0.29	1.35	0.70
6.	Wheat	0.65	0.35	0.24	0.80	0.55	0.34
7.	Total cereals	7.47	8.29	7.82	9.37	10.29	11.04
8.	Gram	0.07	0.20	0.08	0.08	0.25	0.11
9.	Tur	0.33	0.24	0.23	0.38	0.33	0.31
10.	Total Pulses	1.02	0.80	0.70	1.25	1.10	0.99
11.	Total Foodgrains	8.93	0.09	8.52	10.62	11.39	12.02
12.	Groundnut	0.49	0.73	0.83	0.58	0.77	1.17
13.	Cotton	-	0.14	7.20	-	0.17	1.69
14.	Sugarcane	8.22	14.79	16.92	10.93	21.06	23.87

PRICES

Changes in general level of prices not only influence the cost of living of the people but also influence the very process of economic development. Changes in the relative prices of commodities bring about changes in the allocation of resources.

Table No. 8.25

Annual average wholesale prices of some important agricultural commodities.

(Rs. per quintal)

Sl. No.	Commodities	1984-85	1985-86	1986-87	1987-88	1988-89
1.	Rice (Medium)	344	360	375	380	468
2.	Wheat (White)	262	303	325	336	386
3.	Jowar (white)	178	197	226	202	255
4.	Bajra	152	173	191	178	198
5.	Ragi	165	175	177	181	211
6.	Gram (whole)	494	597	513	533	290
7.	Tur (whole)	634	463	534	730	733
8.	Horsegram	227	283	271	233	247

Source: Statistical Abstract of Karnataka 1988-89.

Table No.8.26

Table showing the wholesale prices and retail prices of essential commodities in 1989 and 1990

Sl. No.	Commodities	Wholesale prices (Rs. per quintal) 1989	Wholesale prices (Rs. per quintal) 1990	Retail prices (Rs. per kg) 1989	Retail prices (Rs. per kg) 1990
1.	Rice - medium	489	488	5.25	5.23
2.	Rice - Coarse	409	407	4.41	4.41
3.	Ragi	236	221	2.72	2.58
4.	Jowar - kharif	292	237	3.21	2.65
5.	Jowar - rabi	354	294	3.86	3.25
6.	Turdal	1,000	1,234	11.11	13.32
7.	Groundnut oil	2,169	2,850	23.15	29.76
8.	Coconut oil	3,552	3,486	37.93	36.95
9.	Sugar (open market)	782	808	8.18	8.43
10.	Dry chillies	2,370	1,508	26.71	17.45
11.	Onion	172	234	2.19	2.81
12.	Coconut (per 1,000 nuts)	2,714	2,600	3.26 (per nut)	3.19 (per nut)
13.	Firewood	64 (per 10 kg)	70 (per 10 kg)	7.09	7.64

Source: Karnataka's Economy in brief 1990-91, Directorate of Economics and Statistics, Bangalore.

The rate of inflation which had crossed the double digit in the previous year (1990-91) has continued to show up-trend during the current year. The All India Wholesale Price Index (1981-82=100) which stood at 190.8 in March 1991 has reached 211.1 by December 1991 thereby registering an increase of 10.69 per cent compared to 9.7 per cent in the corresponding period last year.

The prices in Karnataka have also followed the same trend as the prices in the country. As per the Wholesale Price Index for Agricultural Commodities in Karnataka, the rise in prices of agricultural commodities in general and cereals, pulses and oilseeds in particular has been quite steep. The rise in the prices of cereals was 26.9 per cent in the first nine months of this year (1991-92) compared to a modest fall of 0.6 per cent last year in the corresponding period. The prices of pulses and oilseeds have increased by 9.3 per cent and 7.1 per cent respectively, compared to 16.2 per cent and 23.6 per cent last year. The rise in prices of oilseeds (7.1%) compares very favourably with 19.9% for all India level in oilseeds.

We do not have a comprehensive Wholesale Price Index for Karnataka as the All-India Wholesale Index. The Wholesale Price Index is computed in Karnataka only for agricultural commodities.

An analysis of the price trends is reflected in the Index of Wholesale Prices of Agricultural Commodities in Karnataka (Base 1981-82=100) indicates that there was a steep rise in the prices of agricultural commodities in general and

those of cereals, pulses, oilseeds, fibre, condiments and spices, etc., in particular during the first three quarters of the current (1991-92) year.

The rise in the prices of cereals was of the order of 26.88% in the first nine months of 1992 in contrast to fall of 0.56% in the corresponding period of 1991. The prices of pulses and oilseeds group registered an increase of 9.29% and 7.14% respectively during the first nine months of 91-92. But the increase in the prices of these commodities was lower as compared to the increase of 16.16% and 2.62% respectively in the corresponding period of the previous (1990-91) year. Fibre and condiments and spices groups witnessed steep increase of 33.33% and 48.77% respectively as against 9.66% and 3.35% increase respectively in 1990-91. The increase in the prices of miscellaneous group was about 10.78% in the current year (1991-92) as against a steep increase of 48.99% in 1990-91. However, the index of increase in commodities which was 15.38% in the first nine months was lower compared to the increase of 17.68% in the previous (1990-91) year.

Procurement Prices

With the dual motive of protecting the interests of both the consumers as well as the farmers, the Government of India has undertaken procurement policy and buffer stock operations under which, the government purchases food grains from the farmers at a previously announced minimum support prices whenever the market prices falls below a certain level.

Table No. 8.27

Table showing the minimum support prices for various commodities during 1988-89 and 1989-90

(Rs. Per quintal)

Sl.	Commodities	Marketing year		
		1988-89	1989-90	1992-93
1.	Paddy (fine variety)	170	185	290
2.	Paddy (Super Fine)	180	205	280
3.	Jowar (FQ)	145	165	240
4.	Bajra (FQ)	145	165	240
5.	Maize (FQ)	145	165	245
6.	Ragi (FQ)	145	165	240
7.	Moong	360	430	640
8.	Urad	360	430	640
9.	Tur	360	430	640
10.	Groundnut (FQ)	430	500	750
11.	Sunflower (FQ)	450	530	800
12.	Soyabean (black variety)	275	275	NA
13.	Soyabean (Yellow Variety)	320	325	NA

Note: FQ = Fair Average Quality

Source: Director of Agricultural Marketing, Ref. Economic Review Karnataka 1989-90

Table No. 8.27A

Table Showing the minimum support prices for various commodities during 1988-89, 1989-90, 1992-93 and 1993-94

(Rs. Per quintal)

SL. No.	Commodities	Marketing Year (1988-89	89-90	91-92	92-93	93-94 *
1.	Paddy (Fine variety)	170	185	280	330	*350
2.	Paddy (Super fine)	180	205	290	350	360
3.	Jowar (Fq)	145	165	240	260	280
4.	Bajra (Fq)	145	165	240	NA	NA
5.	Maize (Fq)	145	165	245	265	285
6.	Ragi (Fq)	145	165	240	260	280
7.	Moong	360	430	640	700	700
8.	Urad	360	430	640	700	700
9.	Tur	360	430	640	700	700
10.	Ground Nut (Fq)	430	500	750	800	800
11.	Sunflower (Fq)	450	530	800	850	850
12.	Soyabean (Black variety)	275	275	NA	525	525
13.	Soyabean (Yellow variety)	320	325	NA	580	580

Note: FQ- Fair Average Quality.

Source: Director of Agricultural Marketing, Ref: Economic Review Karnaataka 1989-90.

*Procurement Price announced in November 1993 by the state Govt

Table No. 8.28

Statement showing the consumer price Index for working class (general) from 1986 to 1991

(Base: 1982 = 100)

Month/Year		Consumer Price Index Number for working class at									
1	2	B'lore 3	Mysore 4	M'lore 5	Gulbarga 6	Davanagere 7	Bellary 8	Bhadravati 9	Harihara 10	Hassan 11	Mandya 12
	1987	787	772	786	744	759	707	781	796	776	708
	1988	871	857	905	866	835	804	918	880	874	800
	1989	164	960	1,004	945	885	817	971	920	973	853
	1990	176	1,012	1,060	926	934	834	1,053	975	1,029	943
Jan	1991	196	1,124	1,152	991	1,020	921	1,138	1,064	1,144	1,007
Feb	1991	187	1,132	1,163	1,013	1,063	933	1,166	1,088	1,155	1,034
March	1991	196	1,126	1,170	1,018	1,071	941	1,176	1,102	1,158	1,043
Apr	1991	197	1,142	1,185	1,056	1,069	952	1,211	1,118	1,176	1,060
May	1991	199	1,153	1,207	1,077	1,075	955	1,215	1,124	1,196	1,079
June	1991	205	1,169	1,237	1,106	1,092	968	1,237	1,146	1,216	1,093
July	1991	208	1,186	1,250	1,172	1,113	974	1,275	1,155	1,252	1,109
Aug	1991	207	1,224	1,264	1,221	1,146	1,006	1,307	1,203	1,296	1,120
Sep	1991	209	1,276	1,274	1,323	1,170	1,067	1,353	1,224	1,332	1,145
Oct	1991	210	1,276	1,278	1,374	1,173	1,093	1,347	1,210	1,340	1,157
Nov	1991	212	1,292	1,288	1,433	1,204	1,111	1,357	1,241	1,343	1,169
Dec	1991	216	1,293	1,317	1,421	1,250	1,133	1,398	1,241	1,330	1,169

Note: The Base year for Mangalore is 1958-59=100. Annual Index figures are monthly average for the calendar year.

Sources: Labour Bureau, Simla, for Bangalore Centre and Directorate of Economics and Statistics for other Centres.

Quarterly Economic Review, Karnataka, December, 1991.

Table No.8.29

Consumer Price Index for Urban non-manual employees and agricultural labourers

(Base: 1984-85=100)

Year/Month	Consumer Price Index For Urban non-manual at				Consumer Price Index for Agricultural Laborers in Karnataka (Base: 1960=100)	
	Bangalore	Mangalore	Hubli & Dharwad	Gulbarga	Food	General
1988	134	138	138	134	722	682
1989	145	148	147	145	804	759
1990	156	157	155	154	791	762
Jan. 1991	168	169	170	166	855	820
Feb. 1991	170	170	171	166	869	831
Mar. 1991	170	171	171	167	864	827
Apr. 1991	170	172	172	169	880	842
May. 1991	172	173	173	172	910	865
June. 1991	174	176	175	175	913	870
July. 1991	178	181	178	178	943	899
Aug. 1991	181	184	181	179	981	926
Sep. 1991	182	184	183	181	1,030	964
Oct. 1991	184	185	184	184	1,045	975
Nov. 1991	185	187	184	186	1,067	995
Dec. 1991	186	187	187	187	1,075	1,000

Note: Annual Index figures are monthly average for the calendar Year.
Source: 1)Labour Bureau, Simla, for consumer Price Index Number for Agricultural Labourers.
2)CSO., New Delhi for Consumer Price Index Number for Urban non-manual employees.
3)Quarterly Economic Review, Karnataka, December, 1991.

Table No.8.30

Table showing the Consumer Price Index for working class by Centre, Karnataka, 1990-91

Base: 1960=100

Sl. No.	Centre	General Index				Percentage Change		
		March 1990	December 1990	March 1991	December 1991 (P)	March 91 March 90	December 90 March 90	December 91 March 91
	1	2	3	4	5	6	7	8
1.	Bellary	823	913	941	1,133	14.34	10.94	20.40
2.	Bhadravathi	1,008	1,128	1,176	1398	16.67	11.90	18.88
3.	Davangere	895	1,009	1,071	1,249	19.66	12.74	16.62
4.	Gulbarga	909	959	1,018	1,421	11.99	5.50	39.52
5.	Harihara	935	1,057	1,102	1,239	17.86	13.05	12.43
6.	Hassan	991	1,114	1,158	1,329	16.85	12.41	14.77
7.	Mandya	907	1,001	1,043	1,168	14.99	10.36	11.98

1	2	3	4	5	6	7	8
8. Mangalore (1958-59=100)	1,025	1,229	1,170	1,319	14.15	10.15	12.74
9. Mysore	971	1,100	1,126	1,293	15.96	13.29	14.83
10. Bangalore	951	1,070	1,109	1,200	16.61	12.51	8.21
Average	942	1,048	1,094	1,275	16.14	11.25	16.54

P= Provisional.Source: Economic Survey 1991-92, Planning Department, Bangalore.

Table No. 8.31

The consumer price index for working class which are being constructed for 13 centres in the state shows that there was increase in the cost of living during 1991 when compared to 1990. The index numbers of working class are given below:

(Base 1960 = 100)

Centres	1990		1991		Percentage variation	
	Food	General	Food	General	Food	General
Bangalore	192	176	222	204	15.62	15.90
Hubli-Dharwad	182	188	219	215	20.32	14.36
Belgaum	184	182	233	218	26.63	19.78
Madikeri	183	173	214	198	16.93	14.45
Bellary	844	834	1035	1005	22.63	20.50
Bhadravathi	970	1053	1181	1265	21.75	20.13
Davanagere	900	934	1094	1121	21.55	20.02
Gulbarga	906	920	1246	1184	37.52	28.69
Harihara	958	975	1156	1160	20.54	18.97
Hassan	963	1029	1157	1245	20.14	20.99
Mandya	800	943	1067	1099	18.55	16.54
Mysore	922	1012	1099	1199	19.19	18.47
Mangalore (1958-59=100)	1068	1060	1279	1232	19.75	16.22

Note: Centres with Base: 1982=100. Sources: *Karnataka Economic Review* 1990-91.

Table No. 8.32.

The consumer prices for agricultural labourers also increased during the year. The general average annual index increased by 18.2% and that of food by 20.5%. Table gives the indices for agricultural labourers during 1990 and 1991.

(Base 1960=100)

Group	1990	1991	Percentage increase
Food	791	953	20.48
General	762	901	18.24

Table No. 8.33

Table showing the Index Numbers of Wholesale Prices of Agricultural Commodities in Karnataka 1990-91 and 1991-92 - Base: 1981-82 = 100

Sl. no.	Commodity Group	Weight	March 1990	December 1990	March 1991	December 1991(P)	Percentage change in December 90 March 90	December91 March 91
1.	Cereals	29.890	180	179	186	236	-0.56	26.88
2.	Pulses	4.920	198	230	226	247	16.16	9.29
3.	Oilseeds	17.310	199	246	252	270	23.62	7.14
4.	Gur	14.560	153	153	154	156	0.00	1.30
5.	Fibre	9.640	145	159	192	256	9.66	33.33
6.	Condiments &							
7.	Spices	2.270	179	185	203	302	3.35	48.77
8.	Miscellaneous	21.410	198	295	306	339	48.99	10.78
9.	All commodities	100.000	181	213	221	256	17.68	15.38.

Note: (P) Provisional Sources. Economic Survey 1991-92, Planning Department, Bangalore.

Table No. 8.34

Index of Retail Prices of Rural and Urban Areas in 1989 and 1990

(Base year 1970=100)

Sl. No.	Commodity	Index Number Rural area 1989	Rural area 1990	Urban area 1989	Urban area 1990
1.	Rice	454	448	481	482
2.	Jowar	579	513	467	410
3.	Ragi	306	298	361	345
4.	Turdal	766	866	575	685
5.	Dry chillies	541	341	336	219
6.	Groundnut oil	499	617	448	578
7.	Coconut oil	453	435	407	398
8.	Milk	406	423	403	418
9.	Sugar (open market)	458	480	343	349
10.	Firewood	777	815	679	732
11.	Kerosene	423	438	-	-
12.	All other commodities	559	582	461	487

Source: Karnataka's Economy in Brief, 1990-91, Directorate of Economics and Statistics, Bangalore.

Table No. 8.35

All India Wholesale Price Index Numbers from 1981-82 to 1991-92

Base : 1981-82 = 100

Sl. No.	Year	Primary articles index	All commodities index	percentage change over primary Index	All commodities Index
1.	1981-82	101	100.0	-	-
2.	1982-83	107	104.9	5.94	4.90
3.	1983-84	118	112.8	10.28	7.53
4.	1984-85	126	120.1	6.78	6.17
5.	1985-86	126	125.4	-	4.41
6.	1986-87	137	132.7	8.73	5.82
7.	1987-88	153	143.6	11.68	8.21
8.	1988-89	160	154.3	4.58	7.45
9.	1989-90	163	165.4	1.88	7.19
10.	1990-91	185	182.5	13.11	10.34
	1991-92	214	203.14	15.67	11.31
	(upto Dec. 91)				
11.	March 91	196.2	190.8	0.15	0.37
12.	April 91	198.0	192.3	0.92	0.79
13.	May 91	199.4	193.2	0.71	0.17
14.	June 91	206.8	198.4	3.71	2.69
15.	July 91	207.9	198.8	0.58	0.20
16.	Aug. 91	213.0	206.2	4.86	3.72
17.	Sept. 91	221.8	208.9	1.74	1.31
18.	Oct. 91	220.8	208.9	0.45	-
19.	Nov. 91	225.1	210.5	1.95	0.77
20.	Dec (P) 91	225.4	211.1	0.13	0.29

(P) - Provisional

Source: i) Economic Adviser's Office, Ministry of Industry, Government of India. ii) Centre for Monitoring Indian Economy, Bombay.

Table No. 8.36

Wholesale Price Index Numbers of Agricultural Commodities in Karnataka from 1981-82 to 1991-92.

Base: 1981-82=100

Sl.No.	Year	Index	Percentage change over previous year/month
1.	1981-82	100	-
2.	1982-83	108	8.00
3.	1983-84	110	1.85
4.	1984-85	123	11.82
5.	1985-86	130	5.69
6.	1986-87	130	-
7.	1987-88	153	17.69
8.	1988-89	170	11.11
9.	1989-90	177	4.12
10.	1990-91	202	14.12
	1991-92 (up to Dec.91)	237	17.33
	1991-92		
11.	March1991	221	-
12.	April 1991	226	2.26
13.	May 1991	226	-
14.	June 1991	227	0.44
15.	July 1991	281	1.76
16.	Aug. 1991	242	4.76
17.	Sept. 1991	242	-
18.	Oct. 1991	242	-
19.	Nov. 1991	245	1.24
20.	Dec (p) 1991	255	4.08

(p) Provisional

Source: Economic Survey 1991-92, Planning Department, Bangalore.

Table No. 8.37

Index number of wholesale price of agricultural commodities in Karnataka by commodity group, monthwise during 1991-92 upto December 1991.

Base: 1981-82 = 100

Month/year	Cereals	Pulses	Oil seeds	Gur	Cotton	Condiments & Spices	Miscel-aneous	All commodi-ties
March 1991	186	226	252	154	192	203	306	221
April 1991	192	225	251	156	210	206	312	226
May 1991	194	227	251	153	206	202	312	226
June 1991	197	239	251	154	205	204	308	227
July 1991	199	250	260	155	217	213	309	231
Aug. 1991	212	254	252	156	256	267	319	242
Sept. 1991	215	255	235	155	265	298	325	242
Oct. 1991	224	253	238	156	261	238	321	245
Nov. 1991	230	247	254	156	256	302	330	250
Dec. 1991	236	247	270	156	256	302	339	255
1991-92 (upto Dec.91)	208	244	249	155	235	241	317	238

(p) - Provisional. Source: Economic Survey 1991-92, Planning Department, Bangalore.

Table No. 8.38

Consumer Price Index Numbers for Working Class, Karnataka, 1980-81 to 1991-92 (Average of 10 centres)*

Base: 1960=100

Year	percentage variation over previous year/month			
	Food	General Index	Food	General Index
1	2	3	4	5
1980-81	432.07	432.56	17.70	16.56
1981-82	511.52	507.58	18.39	17.34
1982-83	513.96	532.85	0.48	4.98
1983-84	581.08	588.16	13.06	10.44
1984-85	624.80	637.77	7.42	8.38
1985-86	646.73	673.78	3.60	3.65
1986-87	697.26	721.27	7.81	7.05
1987-88	769.71	786.25	10.39	9.01
1988-89	889.74	882.97	15.59	12.30
1989-90	920.67	933.75	3.48	5.75
1990-91	983.05	1014.42	6.82	8.64
1991-92	1159.11	1173.67	17.86	15.70
1991-92				
March 1991	1066	1091	-0.37	0.44

1	2	3	4	5
April 1991	1080	1108	1.31	1.56
May 1991	1094	1121	1.30	1.17
June 1991	1122	1142	2.56	1.87
July 1991	1151	1166	2.58	2.10
Aug. 1991	1184	1196	2.87	2.57
Sept. 1991	1228	1235	3.72	3.26
Oct. 1991	1240	1244	0.93	0.73
Nov. 1991	1261	1262	1.69	1.45
Dec. 1991	1272	1275	0.87	1.03

(P) Provisional

* The ten centres are: Bangalore, Bellary, Bhadravathi, Davanagere, Gulbarga, Harihara, Hassan, Mandya, Mangalore and Mysore.

Source: Economic Survey 1991-92, Planning Department, Bangalore.

Table No. 8.39

Consumer Price Index Numbers for industrial workers - India and Karnataka - 1990-91 and 1991-92.

Sl.No.	*India (Base 1982=100)*		*Karnataka (Average of 10 centres) (Base 1960=100)*			
Month	*General*		*Food*		*General*	
	1990-91	*1991-92*	*1990-91*	*1991-92*	*1990-91*	*1991-92*
1. April	180	202	920	1080	932	1108
2. May	182	204	930	1094	961	1021
3. June	185	209	942	1122	970	1142
4. July	189	214	950	1151	977	1166
5. August	190	217	960	1134	988	1196
6. Sept.	191	221	966	1228	988	1235
7. October	195	223	971	1240	1004	1244
8. November	198	225	992	1160	1020	1264
9. December	199	227	1028	1272*	1048	1275
10. Jan	202	-	1047	-	1067	-
11. Feb	202	-	1070	-	1086	-
12. March	201	-	1066	-	1091	-

(i) * Provisional.

Source: Economic Survey 1991-92, Planning Department, Bangalore.

WAGES

Wages of agricultural labourers and also those of industrial workers have undergone upward trend from time to time in the long run. The World War II acted as a great stimulant to price rise which in turn gave way for further wage rise. The post-war years and later decades of planned economy witnessed several revisions of pay scales effected by the State Government to its employees. Prior to the implementation of equated pay scales after re-organisation with effect from 1.1.1957, the pay of a Peon was Rs.18-00 per month and that of a primary teacher was Rs.30.00. For other categories, the pay was Rs.40-00 to a Second Division Clerk and also to trained S.S.L.C. teacher, Rs.60-00 to First Division Clerk. The following table gives the minimum basic pay of some of categories of employment as revised often:

Sl. No.	*Category of employment*	*as on 1.1.57*	*as on 1.1.61*	*as on 1.1.70*	*as on 1.1.77*	*as on 1.1.82*	*as on 1.7.86*	*% rise*
1.	Peon	25	50	65	250	390	780	3,020
2.	Daffedar	30	55	80	280	410	810	2,600
3.	Driver	45	70	80	280	450	870	1,833
4.	Police constable	30	65	80	300	490	960	3,100
5.	Police Head constable	40	85	90	400	630	1,190	2,875
6.	Primary Teacher	50	80	100	340	550	1,040	1,980
7.	Clerk II Dn.	50	80	90	300	490	960	1,820
8.	Typist	55	80	90	300	490	960	1,645
9.	Clerk I Dn.	75	110	130	400	630	1,190	1,486
10.	Graduate Asst.	75	130	175	500	750	1,400	1,766

Note: Besides the basic pay, Dearness Allowance will be paid based on the cost of living Index.

Pay Scales

After Independence (1947), the State Government of Mysore (Karnataka), has given first minimum basic pay to its employees in Departmentwise with effect from 1.1.1957. The minimum basic pay has been revised on 1st January, 1961, 1970, 1977, 1982 and 1st July, 1986. The system of Departmentwise pay fixation has been discontinued and generalised form of pay scale was introduced with effect from 1st January, 1982. The following statements show generalised pay scales with effect from 1st January, 1982 and 1st July, 1986.

Table No. 8.40

Generalised pay scales for State Government employees from 1.1.1982

Sl.No.	Existing scale	Revised scale
1.	250-5-300-10-340-15-400	390-5-410-10-460-15-550
2.	280-5-300-10-340-15-400-20-500	410-10-460-15-550-20-650-25-700
3.	300-10-340-15-400-20-500-25-600 Extn.20-700	490-15-550-20-650-25-800-30-950
4.	340-15-400-20-500-25-600-30-750 Extn. 25-800	550-20-650-25-800-30-950-50-1050
5.	400-20-500-25-600-30-750-50-900	630-20-650-25-800-30-950-50-1200
6.	460-20-500-25-600-30-750-50-1000	675-25-800-30-950-50-50-1200-60-1320
7.	500-25-600-30-750-50-1000-60-1120	750-25-800-30-950-50-1200-60-1500
8.	600-30-750-50-1000-60-1240	860-30-950-50-1200-60-1500-75-1650
9.	660-30-750-50-1000-60-1300	920-30-950-50-1200-60-1500-75-1725
10.	690-30-750-50-1000-60-1300-75-1375	950-50-1200-60-1500-75-1800
11.	750-50-1000-60-1300-75-1525	1050-50-1200-60-60-1500-75-1950
12.	800-50-1000-60-1300-75-1600	1100-50-1200-1500-75-2025
13.	900-50-1000-60-1300-75-1750	1200-60-1500-75-2175
14.	1000-60-1300-75-1825	1320-60-1500-75-2250
15.	1300-75-1900	1725-75-2250-100-2350
16.	1525-75-1900-100-2000	1950-75-2250-100-2450
17.	1750-75-1900-100-2200	2175-75-2250-100-2650-
18.	2000-100-2500	2450-100-2950
19.	2500-125/2-2750	2950-125/2-3200

Table No.8.41

Generalised pay scales to State Government employees from 1.7.1986

Sl.No.	Existing Scale	Revised scale
1.	390-5-410-10-460-15-550	780-15-900-20-1040
2.	410-10-460-15-550-20-650-25-700	810-15-900-20-1100-30-1310
3.	450-10-460-15-550-20-650-25-800-30-860	870-15-900-20-1100-30-1400-40-1600
4.	490-15-550-20-650-25-800-30-950	960-20-1100-30-1400-40-1760
5.	550-20-650-25-800-30-950-50-1050	1040-20-1100-30-1400-40-1800-50-1900
6.	630-20-650-25-800-30-950-50-1200	1190-30-1400-40-1800-50-2200
7.	675-25-800-30-950-50-1200-60-1320	1280-30-1400-40-1800-50-2300-75-2450
8.	750-25-800-30-950-50-1200-60-1500	1400-40-1800-50-2300-75-2750
9.	860-30-950-1200-60-1500-75-1650	1600-40-1800-50-2300-75-2900-90-2990
10.	920-30-950-50-1200-60-1500-75-1725	1720-40-1800-50-2300-75-2900-90-3170
11.	950-50-1200-60-1500-75-1800	1760-40-1800-50-2300-75-2900-90-3350
12.	1050-50-1200-60-1500-75-1950	1900-50-2300-75-2900-90-3350-100-3650
13.	1100-50-1200-60-1500-75-2025	2000-50-2300-75-2900-90-3350-100-3750
14.	1200-60-1500-75-2175	2200-50-2300-75-2900-90-3350-100-3950-120-4070
15.	1320-60-1500-75-2250	2450-75-2900-90-3350-100-3950-120-4190
16.	1725-75-2250-100-2350	3170-90-3350-100-3950-120-4430
17.	1950-75-2250-100-2450	3650-100-3950-120-4550
18.	2175-75-2250-100-2650	4070-120-4550-125-4925
19.	2450-100-2950	4550-125-5300-150-5600
20.	2950-125/2-3200	5600-150-5750-175-6100-200/-6300

Table No. 8.41. A

Generalised pay scales to State Government employees from 1.7.1993 for the 20 categories mentioned in table No.8.41

Sl.No.	Revised Scales
1.	840-15-900-20-1100-30-1340
2.	870-15-900-20-1100-30-1400-40-1520
3.	940-20-1100-30-1400-40-1800-500-1900
4.	1040-20-1100-30-1400-40-1800-50-1900
5.	1130-30-1400-40-1800-50-2100
6.	1280-30-1400-40-1800-50-2300-75-2375
7.	1400-40-1800-50-2300-75-2900
8.	1520-400-1800-50-2300-75-2900
9.	1720-40-1800-50-2300-75-2900-100-3300
10.	1900-50-2300-75-2900--100-3700
11.	2050-50-2300-75-2900-100--3700-125-3950
12.	2150-50-2300-75-2900-100--3700-125-4200
13.	2350-75-2300-100-3700-125-4450
14.	2600-75-2900-100-3700-125-4575
15.	3300-75-3700-125-4700-150-5300
16.	3825-125-4700-150-5300-175-5825
17	4200-125-4700-150-5300-175-6000
18.	4700-150-5300-175-6000-200-6400
19.	5150-150-5300-175-6000-200-6600
20.	5825-175-6000-200-6800

Minimum wages

The Government of Karnataka in tune with the Central Minimum Wages Act 1948 has fixed minimum wages for workers in 36 industries consisting of shops and commercial establishments, residential hotels and eating houses, engineering industry, tailoring industry, construction or maintenance of roads or building operations, printing press, film industry, agarbathi industry, tobacco industry, public motor transport, hospitals and nursing homes, clubs, bakeries, confectioneries, stone breaking or stone crushing carried on in any quary, plywood industry, carpentry, industry and saw mill industry, coffee curing works, rice, flour or dhal mills, oil mills, toddy tapping, tile industry, employment in agriculture, cinchona, rubber, tea or coffee plantations, cardamom malais and cardamom gardens, sericulture, cashew industry, cotton ginning and pressing, ceramics, stoneware and pottery works, tanneries and leather industry, khandasari sugar factories, textile industries, automobile engineering including servicing and reparing work, foundry and local authority.

The wage rate as prevailing among some of the 36 industries is given below. The wage rates have been revised from time to time as in 1961, 1973, 1975, etc. The wage rates for shops and commercial establishing houses as discussed here as illustration.

The State Government has fixed the minimum wages to the workers employed in shops and commercial establishments in the State with effect from 19th August 1987. It is fixed in groupwise and sectorwise. Sector I comprises all city corporation areas; Sector II comprises all district headquarters and KGF, Davanagere, Bhadravathi, Gadag and Hospet; Sector III comprises all taluk headquarters excluding the areas defined in Sector II, and Sector IV comprises all other places other than defined in Sector I, II and III. Rates mentioned below include the

rates of dearness allowance available for the State average consumer price index 700 points in the series of 1960=100 base. Dearness allowance shall be paid at the following rates for every increase over and above 700 points in consumer price index. (1) The employees getting Rs. 10 per day or less than Rs.10 per day or Rs.300 or less than Rs.300 per month, the rate of cost of living allowance is fixed at 2 paise per day per point. (2) The employees getting Rs.10 per day or less than Rs.15 per day or Rs.450 per month, the rate of cost of living allowance is 2.5 paise per day per point; and (3) To employees getting more than Rs.15 per day or above Rs.450 per month, the rate of cost of living allowance is 3 paise per day per point.

Table No. 8.42

Table showing the class of employees and sectorwise minimum rates of wages per month in shops and commercial establishments in the State:

Class of employees	*Minimum rates of wages per month*			
	Sector I (Rs.)	Sector II (Rs.)	Sector III (Rs.)	SectorIV (Rs.)
Group I : Manager, pharmacist and chemist	644.25	614.75	599.25	584.20
Group II : Accountant, supervisor and stenographer	560.75	542.25	525.75	503.70
Group III: Clerk, cashier, typist, salesman/sales girl, compounder, photographer, photo artist, watch mechanic, radio mechanic, T.V. mechanic, optical mechanic, technician, carpenter, polisher, hair dresser, operator, umbrella/suitcase maker, and receptionist.	492.45	482.50	469.70	458.25
Group IV : Bill collector, bill clerk, godown keeper, booking clerk, assistant photo artist, assistant saleman/sales girl, shop assistant and packer.	465.45	452.55	444.70	435.25
Group V : Peon, watchman, messenger, weighingman, bicycle fitter, operator in petrol bunk, painter, fruit juice or lassi maker, workers engaged in washing, grinding, etc.	451.75	438.25	408.75	389.75
Group VI : Gunny stitcher	70 paise to stitch one ordinary gunny bag 80 paise to stitch one cement/fertilizer gunny bag			
Group VII: a) Driver, attender, vehicle washer	505.25	494.75	464.75	437.75
b) Mazdoor, head-cum-hamali	429.75	414.75	398.75	378.75

1) In case of daily wage erners, the minimum daily rates of wages have been worked out by dividing the monthly rates by 26 days and providing wages for four weekly holidays. 2) Woman employees shall be paid the same rates of wages as men, where the nature of the work is same. 3) In case of piece work, daily total earning of those workers for eight hours of work shall not be less than the daily rates of wages fixed for that category of employees. In computing the above rates, a day's work is deemed to comprise of eight working hours. If the worker is employed for less than eight hours, wages have to be calculated proportionately. 4) Workers employed on the day of weekly holiday and on the National and Festival holidays shall be paid double the normal rates of wages subject to the conditions laid down in the Minimum Wages Act and Rules thereunder. 5) For work beyond normal working hours, the employees shall be paid two times the normal rates of wages. 6) An 'Adolescent' (who has completed 15th year of age but has not completed 18 years) shall be fixed at 80 per cent of the wages of the category of employees to which he belongs.

Hotels and eating houses

The State Government has fixed minimum monthly wages for workers of residential hotels and eating houses with effect from 5th June 1984. It is applicable to three zones viz. A,B and C. Zone A comprises of areas coming under Corporation, Zone B consists of areas coming under municipalities and district headquarters, and the remaining areas are coming under zone C. In addition to the basic wages mentioned below, the employees shall be paid a cost of living allowance at the following rates for increase over and above 470 points in consumer price Index for industrial workers on the basis of State average in series of 1960=100. 1) To employees getting Rs. 10 per day or less than Rs. 10 per day or Rs. 300 or less than Rs. 300 per month, rate of cost of living allowance is two paise per day per pont. 2) Employees getting more than Rs. 10 per day or Rs. 15 per or less than Rs. 15 per day or Rs. 301 to Rs. 450 per month would get 2.5 paise cost of living allowance per day per point. 3) Employees getting more than Rs. 15 per day or Rs. 451 and above per month would get 3 paise cost of living allowance per day per point. In case of daily wage earners, the minimum daily rates of wages should be worked out as stated in shops and commercial establishments.

Table No. 8.43

The following statement shows the class of employment and zonewise minimum wages per month for the employees of residential hotels and eating houses.

(in Rs.)

Sl. No.	*Class of employment*	*Minimum rate of Monthly wages*		
		Zone A	*Zone B*	*Zone C*
	1	*2*	*3*	*4*
1.	Cook/sweet maker	425	400	380
2.	Supervisor/kitchen supervisor	400	380	370
3.	Barman	380	370	362
4.	Asistant cook/dishes maker	370	362	346
5.	Room boy	370	362	346
6.	Coffee/tea maker/bearer/butler	346	285	265
7.	Vegetable cutter/mutton cutter/parcel boy	285	265	247

1	2	3	4
8. Water carriers/gardeners/dhobi	285	265	247
9. Receptionist	425	400	380
10. Telephone operator	425	400	380
11. Electrician	400	380	370
12. Lift attender	285	265	247
13. Accountant	425	400	380
14. Clerk/typist/cashier/store-keeper	370	362	346
15. Cleaner/watchman/sweeper, etc.	285	265	247
16. Mazdoors/unskilled employees	285	265	247

Table No. 8.44

Agricultural Labour: The State Government has fixed minimum wages for the farm workers with effect from 12th July 1988. The following statement shows the category of workers and minimum rates of wages per day as per classification of land.

Sl. No.	*Category of works*	*Prescribed minimum rates of wages per day*		
		Dry land	*Wet land*	*Garden land*
1		*2*	*3*	*4*
	CATEGORY A	Rs. Ps.	Rs. Ps.	Rs. Ps.
1.	Uprooting	15.20	15.20	15.20
2.	Excavating	12.60	15.20	15.20
3.	Ploughing by tractor	14.50	16.40	16.40
4.	Ploughing	12.60	15.20	j15.20
5.	Breaking lumps of soil	-do-	-do-	-do-
6.	Timing of Bunds	do	do	do
7.	Alignment and levelling of bunds	do	do	do
8.	Ploughing to form bunds	do	do	do
9.	Levelling the land for paddy cultivation	-	do	-
10.	Making beds for close broadcasting	12.60	15.20	15.20
11.	Carrying out kunte and halube operations	do	do	do
12.	Working in bushes and carving out kunte, halube operations to cover soil on seeds broadcaste	12.60	15.20	15.20
13.	Transportation of manure	12.60	13.25	14.50
14.	Feeding manure	do	do	do
15.	Feeding chemical manure	do	do	do
16.	Trimming the seedlings, mixing chemical manure	do	do	do
17.	Sowing	12.00	15.20	15.20
18.	Drill sowing	do	do	do
19.	Transplanting	do	do	do

1	2	3	4
20. Transplatning in dry lands	12.60	-	-
21. Irrigation	12.60	15.20	15.20
22. Lifting water from picotta and lifting water	do	do	do
23. Spacing by removal of intervening plants in paddy area	-	do	-
24. Thinning of sugarcane	-	do	-
25. Midterm cultivation	12.60	15.20	15.20
26. Winnowing	do	13.25	14.50
27. Casting soil to the roots of garden crops, sugarcane, maize and potato crops	12.60	15.20	15.30
28. Plant protection operation	12.60	15.20	15.20
29. To tie up sugarcane to avoid swaying	-	15.20	-
30. Harvesting			
a) Gutting	12.60	15.20	15.20
b) Thrashing	do	do	do
c) Winnowing	-	-	-
31. Transportation of produce	12.60	15.20	15.20
32. Cleaning	12.00	13.25	14.50
33. Plucking in cotton crops	12.60	15.20	-
34. Other works	12.00	13.25	14.50
CATEGORY-B			
1. Watching over the birds			
2. Driving out birds from eating the crops			
3. Grazing cows & washing the cattle	12.00	12.00	12.00
4. Grazing cattle, sheep and goats			
5. Poultry and piggery farm works.			
CATEGORY-C			
1. Jaggery making	-	15.20	-
2. Curing Tobacco	-	15.20	-
3. Immanulation in hybrid seed production	-	15.20	-
4. Pruning work in grape farms	-	-	15.20
5. Trimming and spraying work in arecanut and coconut farms	-	-	17.65
6. Plucking coconut and arecanuts	-	-	17.65
7. Harvesting coconut and arecanut	-	-	17.65
8. Dehusking coconut and arecanut	-	-	15.20
9. Baking arecanut	-	-	15.20
10. Other works in arecanut and coconut farms	-	-	15.20
11. Harvesting betel leaf and pepper	-	-	15.20
12. Other works in plant nursery, fruit and flowers cultivation	-	-	15.20
13. Other works (Horticulture)	12.60	15.20	15.20

Residential Labourer

The following rates of wages are fixed for those working as residential labourers.

1.(1) (a) Along with food clothes Rs. 227 per month.

(b) Without food and clothes Rs. 287 per month.

(2) Residential labourer means those labourers appointed to agriculture works and others works incidental to agriculture.

(3) If the labourer brings the bullocks himself Rs. 19 should be paid in addition to his wages.

(4) The terms dry, wet and garden lands shall mean as they are construed in the Karnataka Land Revenue Act 1964 (Karnataka Act 218).

II. 1. In case of labourers on daily wages the minimum daily wages shall be calculated by dividing the monthly rate by 26 days so as to include the wages for four holidays.

2. In case where the nature of work is similar the wages paid to an adult male labourer shall be paid to female labourers, child labourers and adoloscent labourers.

3. If the current rate of wages are more than the said wages, it shall be continued to be paid.

4. In case of categories not specifically mentioned in this notification they shalll be paid the wage being paid to labourers of like nature.

5. In case of piece work labourers their wages for eight hours work shall not be less than that paid for a day to the labourers engaged in similar work. In calculating the above rates one day work shall be considered as eight hours work. In case a labourer is engaged to work for less than eight hours, the portion of his wages shall be calculated on the basis of daily or monthly rate of wages specified for that category or in case of labourers working on festival holidays, subject to the provisions of the Minimum Wages Act and the rule made thereunder, he shall be paid two times his regular wages.

EMPLOYMENT AND TRAINING

The Department of Employment and Training consists of two wings viz., employment wing and training wing.

Location of Employment Exchanges

There are employment exchanges one each in 18 districts in the State (except Uttara Kannada and Bangalore Rural). But in Bangalore District (City), there are two District Employment Exchanges viz., District Employment Exchange (General), District Employment Exchange (Technical) and one Sub-Regional Employment Exchange. One Project Employment Exchange is functioning at Karwar, Uttara Kannada District. Besides, there are eight Town Employment Exchanges one at Bagalkot, Bhadravathi, Kundapur, Dandeli, Davanagere, Gadag-Betageri, Hospet and K.G.F which cater to the demands of the local industries for unskilled labour and guidance services to the students/youths of the area. In addition to these general employment exchange, there are two special employment exchanges, one to render special assistance to Scheduled Castes/Scheduled Tribes and another for physically handicapped persons functioning at the state level in Bangalore. The six University Employment Information and Guidance Bureaux are functioning at Bangalore, Dharwad, Mysore, Gulbarga, Managalore Universities and University of Agricultural Sciences, G.K.V.K. Campus, Bangalore and they provide guidance and information services to the students of concerned universities.

During the year 1991-92, the employment exchanges attended to 21,461 vacancies, sponsored 2,63,634 candidates and placed 14,084 candidates in various jobs. There were 14,23,280 persons scattered in different educational standards on the live register of employment exchanges in the state as on 31st December, 1991.

Vocational guidance

Under vocational guidance, during the year 1991-92, 1,371 group guidance programmes were held in which 70,288 persons participated. Similarly, 7,635 persons received individual information. As a part of vocational guidance activity, 227 career talks and 45 career conferences and also exhibitions were conducted. The employment exchanges referred 11,383 applicants to different employers for selection of candidates under the Apprenticeship Training Programmes and 309 applicants were selected for training; 13,642 persons received individual information about employment training and educational aspects from the six university employment information and guidance bureaux. They also conducted 43 career talks and 18 career conferences/exhibitions in various educational institutions. The 19 employment information and assistance bureaux attached to the District Employment Exchanges made extensive drives to contact applicants in rural areas.

Employment Market Information: The Employment Market Information Unit of the Directorate published quarterly and annual Employment Reviews concerning the State. The Directorate of Employment and Training undertook biennial studies of the occupational and educational pattern of employees in the public sector establishments through the network of Employment Exchanges in the State.

The materials in these reports have often been used as barometers to measure employment and unemployment trends in the State. The District Employment Exchanges in the State identified 430 establishments (224 public sector and 206 private sector) and they have been added to the lists of employers maintained in the Employment Market Information Units.

Job Development and Improved Services: To assist the job seekers and render service to the industries, a job development unit has been set up at Bangalore which is functioning in close co-operation with the employment exchanges in the State.

Career Study Centre: For effective implementation of vocational guidance programmes, a career study centre is functioning in Bangalore. It is publishing a weekly job bulletin in Kannada containing information in brief about the vacancies currently available in public and private sector establishments for the benefit of job seekers.

Self Employment Promotion and Special Cells: Two Self-Employments Units one each at District Employment Exchange, Tumkur and Gulbarga, and two special cells for the physically handicapped, one each at District Employment Exchange, Tumkur and Mysore are functioning under Plan Programme with State/ Central assistance.

Training Wing: The Training Wing has been entrusted mainly with the implementation of schemes and projects such as (1) Craftsmen Training Scheme, (2) Apprenticeship Training Scheme, (3) National Employment Service and (4) World Bank aided projects. As on 31st March, 1992, there were 39 Government Industrial Training Institutes functioning in the State; out of which, five are exclusively meant for women. The Apprenticeship Training Scheme is implemented in the State since 1963. In year ending 30th June, 1992, there were 5,406 apprentices trained in these 39 establishments in the State. A World Bank Aided Skill Development Project has been approved by the State Government in the form of Centrally Sponsored Scheme with 50:50 expenditure of the Central and State Governments.

Table No. 8.45

Table showing the districtwise total number of Employment Exchanges and number of persons on Live Registers of Employment Exchanges as on 31st March 1991.

Sl.No.	*District*	*No. of Employment Exchanges*	*No. of Registerations (No. '000)*
1.	Bangalore }	5	427
2.	Bangalore (R) }		
3.	Belgaum	1	84
4.	Bellary	2	43
5.	Bidar	1	31
6.	Bijapur	2	55
7.	Chikmagalur	1	29
8.	Chitradurga	2	50
9.	Dakshina Kannada	2	71
10.	Dharwad	2	94
11.	Gulbarga	1	40
12.	Hassan	1	34
13.	Kodagu	1	14
14.	Kolar	2	45
15.	Mandya	1	34
16.	Mysore	1	78
17.	Raichur	1	36
18.	Shimoga	2	54
19.	Tumkur	1	67
20.	Uttara Kannada	2	42
	Total	31	1,328

Source: Karnataka at a glance 1990-91, Directorate of Economics and Statistics, Bangalore.

Table No. 8.46

Table showing the categorywise number of registrations on the Live Register of Directorate of Employment and Training Bangalore as on 31st March, 1992.

Sl.No.	*Category*	*No. of applicants on Live Register*	
		March 1991	*March 1992*
1		*2*	*3*
1.	Post-graduates in Arts, Science and Commerce	9,239	10,619
2.	Other post-graduates	1,119	1,356
3.	Graduates in Science, Arts and Commerce	75,545	77,401
4.	Engineering graduates	12,521	14,526
5.	Medical graduates	832	675
6.	Graduates in Veterinary Education, Law, Agriculture, etc.	24,814	27,010

1	2	3
7. Diploma holders	24,314	28,382
8. ITI/ATS/other certificate holders	38,530	41,952
9. Matriculates (above S.S.L.C but below graduates including typists, stenos, T.C.H., etc.)	7,79,593	8,67,773
10. Middle School passed but below Matriculation	1,82,247	1,82,333
11. Literates, illiterates and others	1,80,007	1,91,667
Total	13,27,761	14,43,694

Source: Directorate of Employment and Training, Bangalore.

Table No.8.47

Table showing the salient figures of employment from 1987 to December 1991

Year	*No.of applicants registeed*	*No. of vacancies notified*	*No. of applicants sponsored*	*No. of applicants placed*	*No. of applicants on live Register at Dec.*
1987	2,21,227	18,961	1,90,947	8,791	10,06,758
1988	2,11,033	16,700	1,71,044	8,605	10,52,018
1989	3,17,782	19,731	1,97,351	8,423	12,33,397
1990	3,31,117	14,873	1,41,872	8,398	12,97,528
1991	3,27,568	21,461	2,63,634	14,084	14,23,280

Source: Directorate of Employment and Training, Bangalore.

As on 31st March 1989, the categorywise unemployed on the Live Register of the Unemployed was: (1) Professionals, Technical and related workers 1,19,700; (2) Administrative, executive and managerial workers 400; (3) Clerical and sales workers 94,100; (4) Services, sports and recreation workers 5,200; (5) Farmers and fishermen 2,600; (6) Production processors and related workers, transport equipment operators and labourers 77,500; and persons with professional or vocational training or experience 9,33,900. There has been a total increase of 17.2% in the registration of this category of persons from the previous year, the total for 1989 being 12,33,400 and for the previous year 10,52,000 according to the Annual Employment Review Karnataka (1989-90).

Table No. 8.48

Table showing the districtwise number of persons on the Live Register and those who secured employment as on March, 1991 and 1992.

Sl.No.	*District*	*No. of applicants on Live Registers*		*No. of applicants placed during*	
		Mar.1991	*Mar.1992*	*1990-91*	*1991-92*
1.	Bangalore				
2.	Bangalore (R)	4,27,371	4,47,140	1,838	2,296
3.	Belgaum	84,055	91,598	222	1,037
4.	Bellary	43,242	49,820	136	867
5.	Bidar	31,261	37,375	56	214
6.	Bijapur	54,666	65,780	95	526
7.	Chikmagalur	28,771	28,834	319	325
8.	Chitradurga	50,373	55,042	164	405
9.	Dakshina Kannada	71,435	74,550	415	804
10.	Dharwad	93,635	98,970	228	401
11.	Gulbarga	39,776	49,838	154	740
12.	Hassan	33,536	37,963	103	879
13.	Kodagu	13,488	13,643	86	230
14.	Kolar	44,923	49,716	607	1,138
15.	Mandya	33,759	38,230	138	700
16.	Mysore	78,477	85,386	368	1,926
17.	Raichur	36,302	41,194	90	382
18.	Shimoga	53,989	59,287	172	466
19.	Tumkur	67,175	74,132	341	554
20.	Uttara Kannada	41,527	45,196	275	520
	Total	13,27,761	14,43,694	5,807	14,410

Source: Directorate of Employment and Training, Bangalore.

EMPLOYMENT GROWTH

The number of persons employed in the organised sector increased from 1,387.5 thousand in March 1989 to 1,410.0 thousand in March, 1990, thereby recording a rise of 1.6 per cent. The increase was 2.0 per cent in the public sector and 0.5 per cent in the private sector. The overall employment index at the end of 1990, taking March 1985 as base year, stood at 116.2. The index in public sector was 116.2 and the same in private sector revealed that the local body establishments recorded highest growth rate viz. 2.8 per cent followed by the State Government 2.6 per cent and quasi-government 2.1 per cent. In private sector, the growth rate of employment in the larger establishments increased by 1.2 per cent whereas in the case of small establishments it decreased by 2.4 per cent.

The districtwise employment figures show wide variations. The growth rate was highest in Mysore (7.0%), followed by Dakshina Kannada (5.3%), Bidar (4.8%), Bijapur (3.6%), Raichur (3.9%) and Bellary (3.2%).

Sectorwise Employment: Employment has increased in primary and tertiary sectors and decreased in secondary sector. In terms of growth rate, the highest increase was recorded in the industry division, electricity, gas and water 5.0% followed by transport, storage and communication 3.7%, financing, insurance, real estate and business services 2.7%, community, social and personal services 2.5% and construction 2.4%.

Employment of Women: Employment of women increased from 222.7 thousand in 1988-89 to 232.7 thousand during the year 1989-90. The rate of increase was 4.5% as against the increase of 9.6% noticed during the preceding year.

Job Seekers: The number of job seekers on the Live Registers of Employment Exchanges in the State increased from 1,052 thousand as on December 1988 to 1,233 thousand as on December, 1989.

Employment Opportunities: Employment opportunities as indicated by the number of vacancies notified in the employment exchanges showed an increasing trend during the year 1989-90. The total number of vacancies notified at the end of December 1989 increased from 16.2 thousand to 19.8 thousand, thereby recording an increase of 3.6 thousand or 22.2 percent.

Table No. 8.49

Table showing per 1,000 distribution of usually employed persons by status of employment as on June 1988.

Sl.No.	*Category of Employment*	*Rural No.*		*Urban No.*	
		Males	*Females*	*Males*	*Females*
I.	Principal Status:				
1.	Self Employed	540	388	400	293
2.	Regular employees	85	29	380	189
3.	Casual Labour	375	583	220	518
II.	Principal & Subsidiary Status:				
1.	Self Employed	548	451	409	362
2.	Regular employees	84	27	374	153
3.	Casual labours	368	522	217	485

Table No. 8.50

Table showing per 1000 distribution of persons usually employed in the Principal Status & All by Industry section in Karnataka as on June 1988.

Sl.No.	*Industry Section*	*Rural*		*Urban*	
		Males	*Females*	*Males*	*Females*
I.	Principal Status:				
1.	Agriculture	793	839	145	367
2.	Mining & Quarrying	11	5	4	1
3.	Manuacturing	63	96	246	305
4.	Electricity, gas & water	2	-	14	-
5.	Construction	22	12	51	45
6.	Trade	47	30	218	111
7.	Transport	15	1	96	3
8.	Services	45	15	220	168
II.	Principal & Subsidiary Status				
1.	Agriculture	796	855	147	392
2.	Mining & Quarrying	11	4	4	-
3.	Manufacturing	62	88	247	323
4.	Electricity, Gas & Water	2	-	14	-
5.	Construction	22	10	50	38
6.	Trade	47	28	218	101
7.	Transport	14	-	94	2
8.	Services	45	13	218	143

Source: Sarvekshana, Sept. 1990

Table No. 8.51

Table showing the number of establishments in the State as on 31st March, 1990.

Sl.No.	*Establishments*	*Number as on March 1989*	*Number as on March 1990*	*Percentage change 1989-90*	*Percentage change 1988-89*
A.	Primary Sector:	1,154	1,196	+3.6	+6.5
1.	Plantation and forestry	1,099	1,138	+3.5	+6.6
2.	Mining and quarrying	55	58	+5.4	+3.8
B.	Secondary Sector:	2,760	2,691	-2.5	-1.5
1.	Manufacturing	2,652	2,578	-2.8	-1.6
2.	Electricity, gas and water	108	113	+4.6	-
3.	Construction	768	884	+15.1	+5.6
C.	Tertiary Sector	13,296	13,085	-1.6	+0.9
1.	Wholesale, retail trade, hotels and restaurants	1,397	1,237	-11.4	-0.3
2.	Transport, storage and communication	263	259	-1.5	-1.1
3.	Financing, insurance, real estates and business	2,873	2,895	+0.8	-3.0
4.	Community, social and personal services	8,763	8,694	-0.8	+0.4
	Total	17,978	17,856	-0.7	+1.0

Source: Annual Employment Review in Karnataka 1989-90, State Employment Market Information, Unit of the Directorate of Employment and Training, Bangalore.

Table No. 8.52

Statement showing the employment in organised sector, structural variations from 1988 to 1990.

(in thousands)

Sl. No.	Establishments	Employment (March of each year) 1988	1989	1990	Percentage to total employment 1988	1989	1990
A.	Primary Sector:	74.9	88.1	83.3	5.6	6.0	5.9
	1. Plantations and forestry	47.7	55.3	55.4	3.5	4.0	3.9
	2. Mining and quarrying	27.2	27.8	27.9	2.1	2.0	2.0
B.	Secondary Sector:	415.4	422.3	421.8	30.9	30.5	29.9
	1. Electricity, gas and water	44.3	46.0	48.3	3.3	3.3	3.4
	2. Construction	51.0	57.5	58.9	3.8	4.1	4.2
C.	Tertiary Sector:	803.3	824.6	846.0	59.7	59.4	60.0
	1. Wholesale, retail trade, hotels and restaurants	34.1	32.1	31.8	2.5	2.3	2.2
	2. Transport, storage and communication	139.0	142.4	147.7	10.3	10.3	10.5
	3. Community, social and personal services	532.0	549.8	563.5	39.6	39.6	40.0
	Total	1,344.6	1,387.5	1,410.0	100.0	100.0	100.0

Source: Annual Employment Review in Karnataka 1989-90.

Table No. 8.53

Table showing the employment in public sector as on March 1990.

Sl.No.	Establishments	Employment in public Secor (in thousand)	Change 89-90	percentage change 89-90	88-89
A.	Primary Sector:	62.5	+1.2	+2.0	+3.0
	1. Plantations and forestry	38.3	+0.7	+1.9	+4.7
	2. Mining and quarrying	24.2	+0.5	+2.1	+0.4
B.	Secondary Sector:	182.4	-0.1	-0.1	+0.5
	1. Manufacturing	134.9	-2.4	-1.7	-0.6
	2. Electricity, gas and water	47.5	+2.3	+5.1	+3.9
	3. Construction	53.7	+0.9	+1.7	+6.2
C.	Tertiary Sector:	708.4	+18.3	+2.7	+2.9
	1. Wholesale, retail trade, hotels and restaurants	7.5	+0.2	+2.7	-10.9
	2. Transport, storage and communication	143.4	+4.9	+3.5	+2.7
	3. Financing, insurance, real estate and business services	88.3	+2.3	+2.7	+3.4
	4. Community, social and personal services	469.2	+10.9	+2.4	+3.1
	Total	1,007.0	+20.3	+2.0	+2.5

Source: Annual Employment Review 1989-90

Table No.8.54

Table showing the employment in private sector as on March.90

Sl.No.	Establishments	Employment in private Sector (in thousands)	Changes 1989-90	Percentage 89-90	Changes 88-89
A.	Primary Sector:	20.8	-1.0	-4.6	+41.5
1.	Plantations and forestry	17.1	-0.6	-3.4	+48.7
2.	Mining and quarrying	3.7	-0.4	-9.7	+17.1
B.	Secondary Sector:	239.4	-0.4	-0.2	+2.6
1.	Manufacturing	238.6	-0.4	-0.2	+2.5
2.	Electricity, gas and water	0.8	-	-	-
3.	Construction	5.2	+0.5	+10.6	-
C.	Tertiary Sector:	137.6	+3.1	+2.3	+1.5
1.	Wholesale, retail trade, hotels and restaurants	24.3	-0.5	-0.2	-4.2
2.	Transport, storage and communication	4.3	+0.4	+10.2	-7.1
3.	Financing, insurance, real estate and business services	14.7	+0.4	+2.8	-4.6
4.	Community, social and personal services	94.3	+2.8	+3.1	+4.7
	Total	403.0	+2.2	+0.5	+4.6

Source: Annual Employment Review in Kamataka, 1989-90.

Table No. 8.55

Statement showing the industrial distribution of employees in 1989 and 1990

Sl.No.	Industry/description	Total employment March 1989	Total employment March 1990	Changes	Percentage 1989-90	Changes 1988-89
A.	Primary Sector:	83.1	83.3	+0.2	+0.2	+10.3
	1. Plantations and forestry	55.3	55.4	+0.1	+0.2	+15.9
	2. Mining and quarrying	27.8	27.9	+0.1	+0.3	+2.3
B.	Secondary Sector:	422.3	421.8	-0.5	-0.1	+1.7
	1. Manufacturing	376.3	373.5	-2.8	-0.7	+1.4
	2. Electricity, gas and water	46.0	48.3	+2.3	+5.0	+3.8
	3. Construction	57.5	58.9	+1.4	+2.4	+12.7
C.	Tertiary Sector:	824.6	846.0	+21.4	+2.6	+2.6
	1. Wholesale, retail trade, hotels and restaurants	32.1	31.8	-0.3	-0.9	-5.9
	2. Transport, storage and communication	142.4	147.7	+5.3	+3.7	+2.4
	3. Financing, insurance, real estate and business services	100.3	103.0	+2.7	+2.7	+2.1
	4. Community, social and personal services	549.8	563.5	+13.7	+2.5	+3.3
	Total	1,387.5	1,410.0	+22.5	+1.6	+3.2

Source: Annual Employment Review in Kamataka 1989-90.

Table No. 8.56

Table showing women employment according to major industrial divisions as on 31st March, 1990.

Sl. No.	Industrial Divisions	Public Sector			Private Sector		
		Employment in Mar.'90 ('000)	Percentage Change 89-90	Percentage Change 88-89	Employment in Mar.90	Percentage Change 89-90	Percentage Change 88-89
1.	Plantations and forestry	2.3	-	+27.8	8.4	-4.5	+54.4
2.	Mining and quarrying	1.6	-	+6.7	0.4	-33.3	-
3.	Manufacturing	9.4	-1.0	-1.0	46.0	+7.5	+14.4
4.	Electricity, gas and water	2.1	-10.5	+5.6	-	-	-
5.	Construction	3.0	+7.1	+3.6	+1.4	+7.7	-
6.	Wholesale, retail trade hotels and restaurants	0.7	+16.7	-14.3	-	-	-7.2
7.	Transport, storage and communication	8.8	+3.5	+8.9	0.3	+50.0	-
8.	Financing, insurance, real estate and business services	16.6	+11.4	+4.9	1.6	+6.7	-
9.	Community, social and personal services	105.9	+3.5	-7.5	22.9	+5.0	-
	Total	150.4	+4.0	+6.6	82.3	+5.1	+1.1

Source: Annual Employment Review in Karnataka, 1989-90.

Table No. 8.57

Table showing the employment in public and private Sectors in primary, secondary and tertiary groups as on March, 1990.

Sector	Public Sector Employment in March 1990 (in thousands)	Private Sector Total Employ--ment in March 1990(in thousands)	Total Employment in March 1990 (in thousands)
Primary	62.5	20.8	83.3
Secondary	182.4	239.4	421.8
Tertiary	708.4	137.6	846.0

Source: Annual Employment Review in Karnataka 1989-90.

Table No. 8.58

Table showing the districtwise analysis of total employment in public and private sectors as on 31st March 90.

District	Number of employees at the end of March 1990								
	Public Sector						Private Sector		
	Central Govt.	State Govt.	Central Quasi	State Quasi	Local Bodies	Total	Act. Estts.	Non-Act Estts.	Total
Bangalore	47,287	67,260	1,10,843	56,470	17,867	2,99,727	1,22,290	1,33,043	2,55,333
Belgaum	5,459	28,788	4,375	7,112	4,526	50,260	28,292	5,218	33,510
Bellary	2,660	18,293	4,497	7,126	2,225	34,801	9,514	2,925	12,439
Bijapur	2,887	22,910	2,313	7,026	1,552	36,688	7,665	1,436	9,101
Bidar	1,485	11,777	700	560	1,039	15,561	3,317	901	4,218
Chikmagalur	1,657	11,939	3,034	2,216	1,502	20,348	11,099	1,983	13,082
Chitradurga	2,275	20,804	2,011	5,498	1,958	32,546	13,464	2,866	16,330
Dakshina Kannada	5,607	22,778	15,098	6,591	1,818	51,892	35,048	4,763	39,811
Dharwad	27,493	29,119	8,796	12,449	6,119	83,976	31,652	6,841	38,493
Gulbarga	2,654	26,326	4,679	6,991	2,647	43,287	10,564	1,261	11,825
Hassan	1,759	17,275	1,643	7,560	1,362	29,605	3,416	1,327	4,743
Kodagu	1,254	8,055	1,552	175	513	11,549	1,873	9,119	10,992
Kolar	534	20,773	20,329	6,329	2,338	50,303	3,500	1,632	5,132
Mandya	1,493	18,423	2,166	5,431	824	29,887	2,946	1,153	4,099
Mysore	16,512	32,912	9,047	13,212	3,353	75,036	23,642	3,685	27,327
Raichur	1,554	17056	2,165	12,422	1,823	35,020	2,980	1,832	4,812
Shimoga	2,408	20,647	10,237	10,238	2,018	45,548	4,206	2,271	6,477
Tumkur	2,282	22,384	3,252	2,864	1,555	32,337	6,818	1,901	8,719
Uttara Kannada	2,071	16,262	2,699	7,729	1,371	30,132	13,960	2,363	16,323
Total	1,29,331	4,33,781	2,09,436	1,77,995	56,410	10,06,953	3,36,246	60,780	40,302

Source: Annual Employment Review in Karnataka, 1989-90

Table No. 8.59

Table showing the Districtwise analysis of women employment in public and private sectors as on 31st March 90

District	Number of women employees at the end of march, 1990								
	Public Sector							Private sector	
	Central Govt.	State Govt.	Central Quasi	State Quasi	Local Bodies	Total	Act	Non Estts	Total
Bangalore	7,674	13,008	15,775	3,505	5,122	45,084	26,788	2,380	29,168
Belgaum	407	5,367	514	145	847	7,280	2,297	604	2,901
Bellary	246	3,610	248	266	417	4,787	1,500	700	2,200
Bidar	32	2,804	53	25	264	3,178	284	154	438
Bijapur	117	3,915	191	159	524	4,906	600	136	736
Chikmagalur	178	2,601	347	140	262	3,528	5,452	454	5,906
Chitradurga	212	3,680	245	205	562	4,904	1,950	219	2,169
Dakshina Kannada	822	7,469	2,945	448	385	12,069	10,389	1,341	11,730
Dharwad	1,224	4,618	1,112	392	1,272	8,618	6,302	1,003	7,305
Gulbarga	115	5,057	261	75	627	6,135	1,358	248	1,606
Hassan	196	3,462	197	500	267	4,622	1,039	140	1,179
Kodagu	200	2,278	322	12	77	2,889	892	4,108	5,000
Kolar	94	4,210	642	179	632	5,757	1,076	373	1,449
Mandya	138	3,209	133	227	178	3,885	229	243	472
Mysore	1,070	7,143	1,433	587	830	11,063	4,138	864	5,002
Raichur	36	2,912	152	335	414	3,849	586	291	877
Shimoga	301	4,032	673	554	374	5,934	398	180	578
Tumkur	262	5,137	229	108	149	5,885	999	164	1,163
Uttara Kannada	259	4,458	341	636	338	6,032	2,048	419	2,467
Total	13,583	88,970	25,813	8,498	13,541	1,50,405	68,325	14,021	82,346

Source: Annual Employment Review in Karnataka, 1989-90

Table No. 8.60

Table Showing the districtwise and categorywise employment at the end of March, 1991

District	Plantation and forestry		Mining and quarrying		Manufacturing		Construction		Electricity, gas and water	
	Public Sector	Private Sector	Public Sector	Private Sector	Public Sector	Private Sector	Public Sector	Private Sector	Public Sector	Private Sector
1	2	3	4	5	6	7	8	9	10	11
.Bangalore	4,825	419	11	310	84,501	1,13,764	4,773	1,108	9420	376
Belgaum	1,966	-	-	-	719	25,885	3,985	-	2,402	239
Bellary	1,956	-	1,516	3,317	1,344	4,749	2,757	-	1,595	-
Bidar	654	-	-	-	12	2,026	2,472	-	27	-
Bijapur	1,509	-	348	381	44	3,228	2,728	-	2,655	-
Chikmagalur	1,498	6,302	1,422	10	294	3,554	707	-	1,069	-
Chitradurga	2,040	-	864	-	2,115	10,742	1,911	-	2,282	-
Dakshina Kannada	2,107	8	635	23	709	21,221	3,295	709	2,186	-

1	2	3	4	5	6	7	8	9	10	11
Dharwad	2,613	63	9	20	1,697	21,981	5,241	125	3,317	-
Gulbarga	1,332	-	-	52	2,679	8,212	5,342	-	1,904	50
Hassan	1,503	11	2,101	-	581	2,178	1,864	-	1,260	-
Kodagu	1,081	8,084	-	-	145	1,164	656	-	-	-
Kolar	2,587	-	10,393	-	8,559	2,299	791	36	2,707	-
Mandya	1,426	-	-	-	3,645	1,876	2,622	-	2,336	-
Mysore	3,410	1,124	794	154	8,354	19,541	2,526	26	3,323	44
Raichur	1,837	-	4,623	-	561	3,033	2,459	-	4,265	-
Shimoga	2,132	-	331	-	11,592	2,491	4,291	-	2,553	-
Tumkur	1,941	163	-	-	1,995	5,549	1,834	10	2,253	-
Uttara Kannada	2,895	227	1,001	239	280	7,588	2,481	4,173	1,683	-
Total	39,312	16,401	24,048	4,506	129,826	261,051	527.35	6,187	47,237	709

Table No.8.60 contd.

District	Trade and commerce		Transportation, and communication		Storage, personal	Social and services	Total	
	Public Sector	Private Sector	Public Sector	Private Sector	Public Sector	Private Sector	Public Sector	Private Sector
. Bangalore	4,282	12,636	33,250	1,592	1,58,904	28,786	2,99,966	1,58,991
Belgaum	517	1,289	7,904	49	33,940	8,433	51,433	35,895
Bellary	380	520	5,014	166	19,872	3,362	34,434	12,114
Bidar	19	114	12	-	12,324	1,541	15,520	3,681
. Bijapur	49	152	7,028	-	24,224	5,015	38,585	8,776
Chickmagalur	44	252	1,414	8	14,494	1,977	20,942	12,103
Chitradurga	52	559	1,986	-	23,700	4,712	34,950	16,013
Dakshina Kannada	350	3,041	8,351	1,017	34,865	16,161	52,498	42,180
Dharwad	227	1,819	31,930	460	42,291	12,018	87,375	36,456
Gulbarga	25	327	6,554	-	25,617	4,025	43,453	12,666
Hassan	156	322	4,922	110	18,267	2,098	30,654	4,719
Kodagu	-	414	1,245	25	8,674	1,352	11,801	11,039
Kolar	8	32	3,356	-	21,900	2,945	50,309	5,312
Mandya	357	70	1,438	-	16,744	1,915	28,568	3,861
Mysore	610	1,542	18,020	11	37,870	6,120	74,907	28,571
Raichur	41	355	4,084	-	17,299	1,549	25,169	4,937
Shimoga	12	542	2,258	543	21,592	2,946	44,761	6,522
Tumkur	174	321	1,792	38	22,824	3,740	32,813	9,821
Uttara Kannada	-	424	4,580	95	16,265	3,613	29,185	16,359
Total	7,353	24,731	1,45,138	4,114	5,71,674	1,12,317	10,17,323	4,30,016

Source: Annual Administrative Report of 1990-91, Directorate of Employment and Training, Bangalore.

Table No.8.61

Table showing the outlay and expenditure of annual plans of 1990-91 and 1991-92 (Rs. in lakhs)

Sl. No.	Sector	1990-91 Approved outlay (BE)	1990-91 Expenditure (RE)	1991-92 Approved outlay (BE)	1991-92 Expenditure (anticipated)
	A. Economic Services:				
1.	Agriculture and allied services	9,760	9,588	15,486	14,684
2.	Rural Development	8,671	8,330	11,091	9,133
3.	Special area programme	4,500	5,500	7,000	7,000
4.	Irrigation and flood control	21,233	21,331	24,713	24,683
5.	Energy	27,529	28,369	37,218	36,606
6.	Industry and minerals	7,644	7,579	10,767	10,766
7.	Transport	5,960	7,206	9,326	9,325
8.	Science, technology and environment	115	123	188	188
9.	General economic services	880	676	1,441	1,041
	Total: A	86,292	88,702	1,17,230	1,13,426
	B. Social Services:				
10.	Education, sports, arts and culture	7,249	7,266	9,834	9,834
11.	Health	4,152	4,152	4,700	4,700
12.	Water supply, housing and urban development	9,289	9,203	14,929	14,929
13.	Information and publicity	225	204	247	247
14.	Welfate of SCs.,STs and other Backward Classes	2,148	2,148	2,801	2,801
15.	Labour and labour welfare	869	869	945	945
16.	Social welfare and nutrition	2,351	2,351	3,134	3,134
	Total B	26,283	26,193	36,590	36,590
	C. General Services	1,925	1,925	1,960	2,003
	Total A+B+C	1,14,500	1,16,820	1,55,780	1,52,019

Source: Draft Eighth Five Year Plan 1992-97, Vol.1, Planning Department, Bangalore.

Table No.8.62

Statement showing the outlay and expenditure under minimum needs programme in Seventh Plan 1985-90 and annual plans 1990-91 and 1991-92 (Rs.in lakhs)

Sl. No.	Sector	Seventh plan 85-90 Approved outlay	Seventh plan 85-90 Expenditure **	Annual Plan 90-91 Approved outlay(BE)	Annual Plan 90-91 Expenditure (RE)	Annual Plan 91-92 Approved outlay(BE)	Annual Plan 91-92 Expenditure anticipated
1.	Rural electrification	5,274	5,159	580	580	2,595	2,593
2.	Fuel-wood and fodder	500	451	-	170	314	314
3.	Rural roads	4,866	4,875	1,588	1,562	2,154	2,154
4.	Elementary education	5,000	4,057	2,341	2,341	4,428	4,428
5.	Adult education	1,100	793	231	231	332	332
6.	Rural health	3,653	4,483	2,151	1,248	2,175	2,175
7.	Rural water supply	12,653	10,206	2,489	1,981	3,706	3,706
8.	Rural sanitation	365	54	54	13	79	79
9.	Rural housing	7,438	7,625	1,509	1,509	3,514	3,514
10.	Environmental improvement of slums	1,800	1,377	675	675	845	845
11.	Nutrition						
12.	Public distribution system	5,700	18,607	823	823	950	950
	Total	48,331	57,687	12,441	11,170	21,090	21,090

* Transfered to non-plan from 1990-91 onwards.

**The Expenditure of the Seventh Plan comprises of accounts for first four years and reviseed estimates for the year 1989-90

Source: Draft Eighth Five Year Plan 1992-97, Vol.1, Planning Department, Bangalore.

PLANNING

Seventh Five Year Plan: 1985-90

The major thrust during the State's Seventh Plan was (1) the minimisation of poverty through direct poverty alleviation programme, (2) the provision of social goods and services which will be attained through an expanded minimum needs programme, (3) Enlargement of employment opportunity by strengthening the viability of existing activities in Village and Small Industries through Reorientation of Industrial policy, (4) Development of roads, transport, agriculture and allied activities, (5) the implementation of Special Component Plan and the Tribal Sub-Plan as well as programmes for other disadvantaged groups and reducing the economic inequalities in society.

Table No. 8.63

Outlay and expenditure: The outlay for the Seventh Plan was Rs.3,575 crores. Sectorwise breakup of outlay and expenditure of Seventh Plan were as follows:

(Rs. in lakhs)

Sl. No.	Sector	Seventh Plan 1985-90 Approved outlay	Expenditure
A.	Economic Services:		
1.	Agriculture and allied services	30,180	35,368
2.	Rural Development	16,912	37,475
3.	Special area programme	-	10
4.	Irrigation and Flood control	74,600	77,670
5.	Energy	80,048	82,890
6.	Industry and minerals	24,100	34,058
7.	Transport	24,300	21,959
8.	Science, technology and environment	400	383
9.	General economic services	2,915	2,471
	Total: A	2,53,455	2,92,284
B.	Social Services:		
10.	Education, sports, arts and culture	10,420	15,590
11.	Health	11,800	14,770
12.	Water supply, housing and urban development	55,600	45,751
13.	Information and publicity	700	627
14.	Welfare of SCs, STs and other Backward Classes	7,580	7,555
15.	Labour and labour welfare	2,800	4,200
16.	Social welfare and nutrition	12,345	23, 618
	Total: B	1,01,245	1,12,111
C.	General Services	2,800	5,141
	Total: A+B+C	3,57,500	4,05,640

*At 1984-85 prices

Source: Draft Eighth Five Year Plan 1992-97, Vol. 1, Planning Department.

Table No 8.64

Statement showing the outlay and expenditure of Annual Plans of 1990-91 and 1991-92 (Rs. in lakhs)

Sl. No.	Sector	1990-91 Approved outlay (BE)	Expenditure (RE)	1991-92 Approved outlay (BE)	Expenditure (anticipated)
A.	Economic Services:				
1)	Agriculture and allied servicees	9,760	9,588	15,486	14,684
2)	Rural development	8,671	8,330	11,091	9,133
3)	Special area programme	4,500	5,500	7,000	7,000
4)	Irrigatiaon and Flood control	21,233	21,331	24,713	24,683
5)	Energy	27,529	28,369	37,218	36,606
6)	Industry and minerals	7,644	7,579	10,767	10,766
7)	Transport	5,960	7,206	9,326	9,325
8)	Science,tecnology and environment	115	123	188	188
9)	General economic services	880	676	1,441	1,041
	Total A	86,292	88,702	1,17,230	1,13,426
B.	Scocial Services:				
10)	Education, sports, arts and culture	7,249	7,266	9,834	9,834
11)	Health	4,152	4,152	4,700	4,700
12)	Water supply,housing and urban development	9,289	9,203	14,929	14,929
13)	Information and publicity	225	204	247	247
14)	Welfare of SCs, STs and other Backword Classes	2,148	2,148	2,801	2,801
15)	Labour and labour welfare	869	869	945	945
16)	Social Welfare and nutrition	2,351	2,351	3,134	3,134
	Total :B	26,283	26,193	36,590	36,590
C.	General Services	1,925	1,925	1,960	2,003
	Total:A+B+C	1,14,500	1,16,820	1,55,780	1,52,019

Source: Draft Eighth Five Year Plan 1992-97, Vol. 1, Planning Department, Bangalore.

Table No.8.65

Statement showing the outlay and expenditure under Minimum Needs Programme in Seventh Plan 1985-90 and Annual Plans 1990-91 and 1991-92

(Rs. in laakhs)

Sl. No. Sector	Seventh plan 85-90		Annul Plan 90-91		Annual Plan 91-92	
	Approved -outlay **	Expen -diture (BE)	Approved outlay (RE)	Expen -diture (BE)	Approved outlay anticipated	Expendi -diture
1. Rural electrification	5,274	5,159	580	580	2,595	2,593
2. Fuel-wood and fodder	500	451	-	170	314	314
3. Rural roads	4,866	4,875	1,588	1,562	2,154	2,154
4. Elementary education	5,000	4,057	2,341	2,341	4,428	4,428
5. Adult Education	1,100	793	231	231	332	332
6. Rural health	3,653	4,483	2,151	1,248	2,175	2,175
7. Rural water supply	12,653	10,206	2,489	1,981	3,706	3,706
8. Rural sanitation	365	54	54	13	79	79
9. Rural Housing	7,438	7,625	1,509	1,509	3,514	3,514
10. Environmental improvement of slums	1,800	1,377	675	675	845	845
11. Nutrition 12. Public distribution system*	5,700	18,607	823	823	950	950
Total	48,331	57,687	12,441	11,170	21,090	21,000

*Transferred to non-plan from 1990-91 onwards.

** The expenditure of the Seveth Plan comprisees of Accounts for first four years and revised estimates for the year 89-90

Source.: Draft Eighth Five Year plan 1992-97, Vol.1,Planning Department, Bangalore.

Development in VII Plan

The development during the Seventh Five Year Plan and annual plans 1990-92 in the State were as follows. The growth in agriculture particularly the foodgrains production has almost stagnated for over a decade. The non-agricultural sector has developed faster than the agricultural sector. The economy as a whole is much more diversified at present compared to the earlier decades. The State has an ultimate irrigation potential of 55 lakhs hectares of which only 31.14 lakh hectares has been created so far, whereas the net sown area is about 107 lakh hectares. The total hydro-electric potential existing is estimated to be 7,700 MW of which 2,208 MW only is harnessed so far. In addition 630 MW of capacity is created from thermal sources. Frequent droughts in the 1980's has adversely affected the agricultural sector resulting in declaration in the growth of agricultural output.

During the Seventh Plan Period, the annual average growth in the State Domestic Product (SDP in real terms, which reflects the growth of real output in economy), is placed at 5 per cent compared to 5.6 per cent at the national level. During 1990-91, the real SDP in Karnataka is anticipated to have registered

only a marginal growth of 1.7 per cent as against 5 percent for the country. The anuual average growth in agriculture and allied activities in the State during the Seventh Plan period was only 2.1 per cent compared to 3.4 per cent for all India. In the sphere of industrial production, although the State has achieved a significant rate of growth at 6.6 per cent per annum during the Seventh Plan period, the growth rate is still lower compared to all India (7.5 per cent) growth. The growth in the unorganised component of the industry which accounted for nearly 50 per cent of the industrial output of Karnataka in early 1980's seems to have slackened. The most prominent reasons for slow down in the growth of economy in the State are low growth in creation of irrigation potential frequent droughts and shortage of power. Nearly 3/4 of the net area sown is depending on rainfall.

The development of infrastructure such as roads, railway, communications, etc., in the State is also lagging behind. The CMIE's Index of Infrastructure Development for Karnataka in 1988-89 is 95 (base All India=100) comparing the same to neighbouring states of Andhra Pradesh 100, Maharashtra 113, Tamil Nadu 137 and Kerala 137.

The extent of poverty also is higher in Karnataka compared to other parts of India, despite considerable reduction in poverty during the decade ending 1987-88. In 1987-88, the proportion of people below poverty line in Karnataka is placed at 32 per cent as against all-India's 29.2 per cent.

The performance of the State's economy during the Sixth Plan was still more unsatisfactory. With the annual average growth in the State's economy as reflected in the real SDP is placed at 3.6 per cent compared to 5.6 per cent for the country as a whole. During the Seventh Plan, the gap between the rate of growth in the State's economy and the country has tended to reduce, although the growth rate in the State still remained lower than that of all India level.

Sectorwise Targets and Achievements

Agriculture and Allied sections: Between 1984-85 and 1990-91, area under high-yielding variety (HYV) increased from 28.00 lakh hectares to 32.00 lakh hectares, fertilizer consumption from 5.9 lakh tonnes to 8.4 lakh tonnes, irrigated area from 25.7 lakh hectares to 30.6 lakh hectares, pump-sets energised from 4.4 lakhs to 8.7 lakhs and energy consumed for irrigation purpose from about 600 million units to 3,500 million units. Public investment on irrigation was Rs.133 crores per annum on an average during the Sixth Plan period, while it was Rs.200 crores per annum during the Seventh Plan period. During 1990-91, it touched Rs.300 crores. Similarly, on power development, investment per annum on an average was Rs.160 crores during Sixth Plan, while it was Rs.210 crores during Seventh Plan and Rs.296 crores during 1990-91. But agriculturual productivity has declined between 1984-85 and 1990-91 in respect of major crops

like ragi, rice, jowar, maize, tur, pulses, groundnut and oilseeds, whereas sugar cane and cotton had exhibited improvement in productivity.

In respect of production of major horticultural crops was better than that experienced during Sixth Plan. While achievement was 90% of the target fixed during the Seventh Plan, the corresponding figure for the Sixth Plan was 80%.

The following important schemes were implemented during the Seventh Plan period. They were (1) Production and distribution of quality planting materials of fruits and vegetable crops, (2) Demonstrations on improved horticultural technology and extension and training to farmers, (3) Development of botanical, ornamental and public gardens in the state, (4) Development and maintenance of hill-stations at Nandi and Kemmannagundi, (5) Coconut development including seed procurement, (6) Spices and cashew development, (7) Preservation, processing and marketing of fruits and vegetables and other horticultural proudce, (8) Expansion of area under different horticultural crops and (9) Oil-plam cultivation.

During 1990-91, physical targets were achieved in the scheme for oil-plam demonstration project, regional centres for flori-culture, departmental laboratories and production of quality planting materials. In the district sector, physical progress was satisfactorily achieved for schemes like assistance to farmers for installation of pumpsets, procurement of seed coconuts, training to farmers, production of planting materials and plant protection mesures. Schemes under Special Component Plan and Tribal Sub-Plan were also achieved satisfactorily.

Animal Husbandry: As against the target of 500 rural veterinary dispensaries and 275 upgradation of rural veterinary dispensaries to taluka type, 150 rural veterinary dispensaries and 50 upgradation of rural veterinary dispensaries of taluk type were achieved. As against the maintenance of 90 mobile veterinary clinics, 60 new mobile veterinary clinics, 75 new mobile veterinary clinics were established besides maintaining the 90 mobile veterianry clinics. Under Special Livestock Breeding Programme, 4,410 small and marginal farmers and agricultural labourers were assisted with the expenditure of Rs.119.08 lakhs. Under Tribal Area Sub-Plan, Rs.107.64 lakhs were spent to assist 1,879 beneficiaries as against the target of 1,889. Under Special Component Plan, Rs.390 lakhs was spent to provide assistance to 6,807 SCs and STs beneficaries as against the target of 6,468 beneficiaries fixed for Seventh Plan.

Fish seed production at the beginning of the Seventh Plan was 77.50 million fry and it reached 138 million fry at the end of the plan. Eighteen fish farms which were under the control of Karnataka Inland Fisheries Development Corporation (KIFD) have been taken over by the Department of Fisheries due to the closure of the KIFD Corporation. During 1990-91, Inland fish seed production was 135 million fry and fish production was 53,000 metric tonnes.

Under the Centrally-sponsored National Fish Seed Production Programme, a fish farm with Chinese hatchery was taken up at the total cost of Rs.52 lakhs at the B.R. Project. N.C.D.C. Reservoir fisheries project at a cost of Rs.473.80 lakhs has been taken up in Mysore district through the newly established Karnataka Inland Fisheries Federation. A total of 2,910 fish farmers have been trained in intensive fish culture practice besides 7,747 hectares of water area has been brought under improved fish culture and 3,646 tonnes of fish was produced by these trained persons. During 1990-91, 534 candidates were trained in fish culture practices and 1,280 hectares of water area was brought under fish culture by stocking 87 lakhs of fish seeds.

The production of inland fish as at the end of Sixth Plan was 40,000 metric tonnes and reached a level of 55,000 metric tonnes by the end of the Seventh Plan.

The State has endeavoured to develop marine fisheries by diversifying methods through improved infra-structural facilities besides socio-economic programmes for the welfare of fishermen. The major developmental activities taken up during this Plan period were construction of Mangalore harbour, improvement of the DANIDA assisted Indo-Danish Fisheries Project, Tadri (U.Kannada) besides motorisation of traditional fishing crafts, financial assistant to traditional fishing etc, A Brackish Water Fish Farmer's Development Agency was established at Karwar in May 1987 to develop the brackish water are as for prawn farming, etc,. The scheme provides training facilities to enterpreneurs besides technical know-how about scientific prawn farming. The agency has so far trained 65 prawn farmers and prepared feasibility reports for development of 16.17 hectares Brackish water area for prawn farming. The Agency has conducted survey of 300 hectares of Brackish water area. The jurisdiction of the agency has been extended to Dakshina Kannada district during 1989-90. The agency has taken up construction of prawn hatchery at an estimated cost of Rs.33.25 lakhs and it is expected to complete shortly.

In order to set right the imbalance in the availability of forest products, several developmental programmes have been implemented in the State during Seventh Plan as well as Annual Plans. The plantation was raised in 2.30 lakh ha through various programmes in this period. Several new schemes including those for wild-life conservation were also launched by the Government of India's National Wasteland Development Board and the State Government contributed matching grants towards these schemes. Centrally-sponsored schemes such as decentralised people's nursery programmes, development of silvipasture, development of minor forest produce, aerial seeding scheme, prevention of biotic interference, rural fuelwood plantation programme and seed development programme were implemented in the State. Development of school nurseries was stared with the aim of inculcating tree consciousness in the young minds of school children. Apart from creating forest plantation, by converting the wasteland

and degraded forest lands into productive assests, job opportunities have been provided to the rural population. Considerable portion of rural development allocation was ear-marked for social forestry activities in the State. During 1991-92, two externally-aided projects viz. Social Forestry Project Phase I and Western Ghats Development Project were taken up. On an average of about 25,000 hectares has been brought under plantation during each of these Annual Plan Period.

Rural Development and Panchayat Raj

Table No. 8.66

Table showing the expenditure and achievement of important Rural Development and Panchayat Raj Programmes in the Seventh Plan (1985-90) and Annual Plans of 1990-91 and 1991-92 (including Central Share).

Sl.No.	Programmes	Expenditure (Rs.in lakhs) VII Plan	1990-91	1991-92	Unit	Achievement VII Plan	1990-91	91-92
1.	National Rural Employment Programme (NREP).	14,933	-	-	Lakh man days	731	-	-
2.	Rural Landless Employment Generation Programme (RLEGP).	11,668	-	-	-do-	811	-	-
3.	Jawahar Rozgar Yojana (JRY)	10,943	10,892	12,059	-do-	408	-	-
4.	Rural Employment Generation Scheme (REGS)	748	-	-	-	-	-	-
5.	Drought Prone Area Programme (DPAP)	5,160	1,140	1,249	-	-	-	-
6.	Western Ghat Development Programme (WGDP)	3,446	880	947	-	-	-	-
7.	Intergrated Rural Develop -ment Programme(IRDP)	12,911	3,076	3,241	Lakh mandays	6.84	1.25	1.03
8.	100 Well Programme	2,267	369	360	Lakh num-bers	0.63	0.76	0.50
9.	Assistance to surplus land grantees	286	18	20	Num bers	11,440	3,654	1,575
10.	Depressed Women & Children in Rural Area (DWCRA)	155	13	21	No. of groups	1,100	528	400
11.	Anthyodaya	667	74	-	Lakh nos.	0.46	0.69	-

Source: Draft Eighth Five Year Plan 1992-97, Vol. I, Planning Department, Bangalore.

IRRIGATION

During the Seventh Plan period, irrigation was given special importance and emphasis was given to completion of the on-oging projects which have potential for employment in the drought affected areas and utilisation of irrigation potential created together with improving the efficiency in water use.

Table. No.8.67

Statement showing the yearwise financial outlay and expenditure and potential targets and achievement in irrigation during Seventh Plan period:

Year	*Financial (Rs. in crores)* *Outlay*	*Expenditure*	*Potential (in hectares)* *Target*	*Achievement*
1985-86	85.72	90.14	41,360	39,403
1986-87	114.83	104.24	43,780	34,443
1987-88	186.00	88.64	33,006	8,621
1988-89	143.70	111.02	17,412	6,308
1989-90	115.31	132.49	19,021	8,760
Total	685.56	527.42	1,54,569	97,535

The outlay proposed for major and medium irrigation during the Seventh Plan was Rs. 330 crores but the actual outlays budgeted from 1985-86 to 1989-90 was Rs. 405 crores. The actual expenditure incurred was Rs. 310.46 crores. The irrigation potentionality utilised in this sector was 58,098 hectares as against the target of 97,644 hectares.

During the Seventh Plan period, the first phase of the Upper Krishna Project, Tungabhadra Right Bank Low level canal, Soudagar Project, Taraka Reservoir Project,Teetha Reservoir Project, Upper Mullamari Project, Nallur Amanikere Project and Chikkahole Diversion to Suvarnavathy were completed.

The approved allocations for the Annual Plan 1990-91 was Rs. 158.35 crores with corresponding programme for creating a potential of 16,426 hectares against which the actual expenditure incurred was Rs. 143.83 crores and potential created was 13,137 hectares. The amount proposed for major irrigation (Cauvery Basin) was Rs. 110 crores and the potential programme was 21,802 hectares. But actual expenditure incurred was Rs. 88.23 crores and potential created was 14.161 hectares.

Sea Erosion Control

Table No. 8.68

Table showing the yearwise financial outlay and expenditure on control of coastal area by sea erosion and physical target and achievement during Seventh Plan and Annual Plans

Year	Financial (Rs. in lakhs)		Physical achievements(in km.)	
	Budget provision	Expenditure	Length of Sea coast proposed for protection	Length of Sea coast protected
1985-86	64.84	61.85	0.500	1.890
1986-87	67.00	66.63	0.500	0.820
1987-88	85.00	35.12	0.600	0.390
1988-89	75.00	58.10	0.450	0.510
1989-90	89.00	95.90	0.500	0.735
1990-91	250.00	250.00	2.500	2.436
1991-92	200.00	77.50	2.000	2.000

CADA : During Seventh Plan period, the Government has earmarked an outlay of Rs. 8,200 lakhs for Command Area Development of which State's contribution was Rs. 4,700 lakhs and Central share was Rs. 3,500 lakhs. The expenditure incurred was Rs. 9,867 lakhs; of which, State's sector amount was Rs. 5,949 lakhs. The government has constituted five CADAs for the Cauvery and the Krishna Basins. They are the Tungabhadra Project, Malaprabha and Ghataprabha Project, Cauvery Basin Project, Upper Krishna Project and the Bhadra Project. With a view to optimising the agriculture production, the government has adopted strategy to ensure effective water utilisation and also its equitable distribution through integrated water management.

Minor irrigation: The total outlay for minor irrigation in the Seventh Plan was Rs. 15,000 lakhs with a potential target of 60,000 hectares. The expenditure incurred in that period was Rs. 16,546.06 lakhs and potential progress was 37,450 hectares. During 1990-91, a total amount of Rs. 3,230.538 lakhs has been spent and a total potential of 3,052 hectares has been created.

Power : The approved outlay for power generation for the Seventh Plan was Rs. 466.46 crores with a corresponding programme to create an installed capacity of 581 MW. The expenditure incurred is Rs. 491 crores (provisional) and installed capacity created is 425 MW. The total installed capacity is increased from 2,220 MW in 1984-85 to 2,645 MW as on 1st April, 1990. (See chapter V, table 4 for further details)

Sericulture :Due to various effective development programmes undertaken right from First Plan, the cocoon and silk production which was only 11,800 and 727 tonnes respectively at the beginning of the First Plan has been increased to 57,721 tonnes of cocoon and 6,075 of raw silk at the end of the Seventh Plan. This growth has been achieved by providing required infra-structure and ensuring supply of disease free silk worm layings to the sericulturists. At the end of the Seventh Plan, there were 95 silk farms, 81 government grainages, 150 technical service centres, 20 model Chawki Rearing Centres, 1,841 Chawki Rearing Centres, 4 training schools, 59 cocoon markets, one main silk exchange with 5 branches, 5 filatures, one twisting and weaving unit, 9 training-cum-production reeling centres and 21 mini filatures and 13 reeling complexes, besides 693 licenced seed preparers. The silk cocoons produced is processed in about 22,389 reeling basins and 26,020 charakas by about 12,138 private reelers located in rural areas. Besides this, there were about 1,25,000 twisting spindles, 23,000 silk powerlooms and 22,722 silk handlooms operated by private enterpreneurs. During 1990-91, an area of 2,650 hectares as against the target of 3,500 hectares was brought under mulberry cultivation. It provided employment to 18,188 families and produced 137 metric tonnes of silk. During 1991-92, as against the target of 4,013 hectares, till the end of October 3,300 hectares has been brought under mulberry cultivation. Silk production during 1991-92 was 6,800 MT as against the target of 6,938 M.T. Bivoltine silk out of this was 101 M.T. till October 1991.

Minerals: Investigation carried out during the Seventh Plan have brought to light some promising iron ores, containing high values of titanium and vanadium in part of Mysore district and deposits of low grade chromite in parts of Hassan district. Preliminary survey indicates copper and suplphate minerals in parts of Bijapur and Dhawad districts. Diamond drilling exploration has established copper mineralisation ores at deeper levels at Ingaldal. Vast resources of lime stone in parts of Chitradurga, Gulbarga and Bijapur districts have been demonstrated through drilling exploration. Semi-precious quality ruby corundum areas have been identified in parts of Mysore, Mandya and Tumkur districts.

Ports and Light Houses: During the Seventh Plan period, an outlay of Rs. 2,800 lakhs was fixed for development of ports and light houses and priority was given to completion of on-oging schemes spilled over from Sixth Plan. The total of yearwise allocation in the Seventh Plan period was Rs. 2,113 lakhs and the expenditure incurred was Rs. 960 lakhs. Out of this, the expenditure for development of Karwar port was Rs. 792 lakhs and Mangalore port was Rs. 155 lakhs. In the Annual Plan 1990-91, a total outlay of Rs. 309 lakhs was provided and a total sum of Rs. 202 lakhs was spent for development of ports during the year 1990-91. The allocation provided during 1991-92 was Rs. 350 lakhs. Out of this, Rs. 160 lakhs was proposed for Karwar port, Rs. 181 lakhs for old Mangalore port and remaining amount of Rs. 9 lakhs was for development of other minor ports.

Roads and bridges: For development of roads and bridges, a sum of Rs. 127.10 crores was ear-marked during the Seventh Plan period. Out of this, Rs. 46.20 crores is for the State sector schemes and the balance amount of Rs. 80.90 crores is for Zilla Parishad sector schemes. The expenditure incurred during the Seventh Plan was Rs. 132.92 crores. Of this Rs. 35.11 crores is spent on State Sector schemes and the balance amount of Rs. 97.81 cores is on Zilla Parishad Sector schemes including an expenditure of Rs. 51.91 crores for development of rural roads. The provisional expenditure on roads and bridges during 1990-91 was Rs. 3,681.79 laksh; of this, Rs. 1,033.94 lakhs for State sector scheme and Rs.2,647.85 lakhs for Zilla Parishad sector schemes.

The total outlay of Karnataka Road Transport Corporation schemes for Seventh Plan was Rs.85 crores and the expenditure was Rs.80.50 crorers. The Corporation added 2,396 new vehicles under the State Plan scheme against the target of 2,537 vehicles.

Water Transport : During the Seventh Plan period, the total annual outlay was Rs.49.94 lakhs and the expenditure incurred was Rs. 38.08 lakhs for inland water transport. Facilities such as ramps, jetties and passenger, waiting sheds have been provided at some of the ferry points at an expenditure of Rs.2.41 lakhs. The Annual Plan 1990-91 provided an outlay of Rs.9 lakhs and the expenditure incurred was Rs.5.36 lakhs. Out of this expenditure, Rs.4.86 lakhs has been spent on direction and administration and Rs.0.50 lakhs on acquiring of dumb wooden boats.

Tourism : An allocation of Rs.700 lakhs was provided for tourism during the Seventh Plan. The department undertook development of various tourists spots in Karnataka by creating infra-structural facilities. Cottages at Halebidu, Moodabidri and Karkala,Tourists' Homes at Jog Falls, Gokarna,Talacauvery and Shrirangapattana were completed and wayside facilities at Malekammanahalli and Humnabad were also completed. Under Central assistance,wayside facilities at Talakad, Joga Falls,Sringeri,Mulbagal,Belgaum,Tourist Compex at Hampi,.boating facilities at Ulsoor and Sanky in Bangalore and flood lighting of important monuments were taken up. The department brought out Tourist maps and brochures on important tourist places,purchased televisions for tourist lodges,participated in exhibitions like Dasara campaign,trade fairs,etc. The expenditure incurred during the Seventh Plan was Rs.525.95 lakhs.

Pollution Control : The Government of India have introduced Rule 115 of the Central Motor Vehicles Rules 1989 which envisages the standards at which the motor vehicles should emit exhaust smoke and the vehicle owners are required to conform to the said stipulations with effects from 1st March, 1990. The first phases of the scheme was sanctioned during 1988-89 for implementation at Mangalore,Mysore,Belgaum,Shimoga and Dharwad. Rs.25 lakhs that were provided under the State Plan could not be utilised during that year. Due to procedural

delay the ear-marked amount was not utilised even in 1989-90. The expenditure incurred in this period was Rs.13.00 lakhs as agaist a provision of Rs.25.00 lakhs. During 1990-91,the scheme was extended to five more places viz Tumkur, Gulbarga, Bidar, Davangere and K.G.F. The expenditure incurred during this year was Rs.23.12 lakhs against the provision of Rs.50.00 lakhs. During 1991-92, apart from continuing pollution control scheme at ten places mentioned above, it was also extended to five more places viz. Bellary,Kolar,Mandya,Raichur and Chitradurga. In addition to the existing five pollution control units in Bangalore City, it has been strenghened with supply of 16 gas analysers, 16 smoke meters, 8 generators at a cost of Rs.20 lakhs (See Chapter I, Ecolgoy and Environment)

Science and Technology : During the Seventh Plan, and the Annual Plans 1990-91 and 1991-92, several potential technologies aimed at rural development and rural employment genertaion have been developed under State and Central Science and Technological Sectors viz. a) ASTRA *ole* (Oven), efficient bath water stoves, large stoves for community cooking, wood gasifier, community biogas plants, low cost household biogas plants, low cost solar water heaters, solar pond, Micro-hydel power generation etc. in the rural energy sector; b) soil block making machines and stabilised soil block technology, low cost cement using reactive cilica from paddy husk, ash, brick panel, tile panel and ferro cement channel roofing, ferro cement and steel building elements to replace timber etc. in rural and alternative housing sector; c) Sisal industries, efficient brick and tile kilns, efficient lime kilns, intensive prawn culture etc. in the rural industries sector; and d) low-cost water purifiers, low-cost sanitaiton systems, repairs and maintenance of hand pumps, winnower farm ponds and irrigation scheduling,plant irrigation through porons FRP, multiplication of drought resistant and productive agencies of tamarind and pomegranate, etc. in the rural health and agriculture sector.

Education : During the Seventh Plan, the main focus was given on primary education. The principal objectives of the Plan were full enrolment of the children in the age-group between 6 and 10 years and 50% enrolment of the children in the age-group between 11-13 years, and reduction of drop-outs. To achieve this objective, it was proposed to establish 10,000 primary centres, appoint 13,500 primary school teachers and extend incentive programme to all deserving children. As against the proposed outlay of Rs.5,000 lakhs for primary education, Rs.3,700 lakhs was ear-marked for Vidya Vikas scheme. This scheme has an additional allocation under Social Welfare and Backward Classes and Minorities Department. In addition to the Vidya Vikas programme, there was a provision for additional plan outlay of Rs.85 lakhs for teaching staff, Rs.125 lakhs for additional pre-primary centres, Rs.120 lakhs or non-formal education centres, Rs.75 lakhs for strengtening Inspectorate and Rs.130 lakhs for purchase of land and construction of school buildings.

As against the approved outlay of Rs.5,000 lakhs for primary education during the Seventh Plan, the expenditure incurred was Rs.6,060.51 lakhs. The expenditure on primary education during 1990-91 was Rs.4,265.98 lakhs and the budget estimates for the year 1991-92 was Rs.6,595.04 lakhs (including outlays ear marked for Centrally-sponsored schemes). During 1990-91, Vidya Vikas Scheme was modified and limiting the benefit only to the children of SCs/STs who are studying in I to VII standards. Under this scheme, 12.58 lakh children were given free uniforms and 13.03 lakh children were given free text books. The Vidya Mandira scheme was introduced with a provision of Rs.1,000 lakhs for construction of 5,000 additional class-rooms.

The proposed outlay on secondary education during the VII paln period was Rs.800 lakhs and the expenditure incurred was Rs.2,854 lakhs. The outlays during 1990-91 and 1991-92 were Rs.2,002.45 lakhs and Rs.2,225.57 lakhs respectively. During this period, 273 Government secondary schools were started and about 560 non-government schools were permitted on a permanently no grant basis.

Adult Education: During 1985-86, there were 33 projects of State Adult Education Programme with 100 centres each, and 63 projects with 30 centres each. Therefore, there were 5.190 centres each in 1985-86 and 1986-87. Thirty-one projects of 100 centres each were with the Directorate and the rest of the projects were implmented by the Karnataka State Adult Education Council. The number of State Adult Education Programme projects were reduced to 26 with 100 centres each from 1987-88 and implemented by the Karnataka State Adult Education Council, Mysore, consequent upon extension of the Akshara Sena to the entire State. The coverage under these projects from 1985 to 1990 is 5.52 lakhs against which 3.85 lakh persons are made literate.

A new programme of Akshara Sena was introduced from 1983-84. Initially this programme was implemented in eight districts and later from 1987-88 extended to the entire State. The coverage from 1985-1990 under this programme was 15.8 lakh persons. From 1985 to 1990, 142 voluntary agencies were sanctioned for projects by Government of India with 2,970 adult education centres covering 2.40 lakh persons.

Mass programme of functional literacy was introduced in the State from 1986-87. This programme aims at involving NSS andd non-NSS, students to take up literacy programme based on "Each one Teach one" method. A total of 62,317 NSS volunteers wer entrolled to take up literacy programme covering 1.28 lakh adult illiterates from 1986 to 1990.

During 1990-91, a total literacy campaign was launched in Dakshina Kannada and Bijapur districts. The target group fixed for Dakshina Kannada was 3 lakh learners and for Bijapur was 5.5 lakh learners. The Government of India has

sanctioned Rs.200 lakhs and Rs.307 lakhs for Dakshina Kannada and Bijapur districts respectively. Preliminary evaluation has revealed that about 2.4 lakh learners in Dakshina Kannada district and 3.8 lakh learners in Bijapur district have been made literates and have reached the National Literacy Mission norms. Subsequently two more district viz Raichur and Mandya were sanctioned literacy campaign projects at a cost of Rs.323 lakhs and Rs.198 lakhs respectively. During 1991-92, a project to Tumkur district at a cost of Rs.257 lakh with target population of 4 lakhs has been sanctioned and is under progress.

Collegiate Education: During Seventh Plan, 31 Government colleges were opened and 48 private colleges were brought under the perview of the grant-in-aid code. The expenditure of the Plan period was Rs.1,241.15 lakhs as against the approved outlay of Rs.982.83 lakhs. During 1990-91, Rs.543.50 lakhs was approved. In this period, the Governemnt first grade colleges have been started at Ron (Dharwad district) and at Devadurga (Raichur district). Twenty eligible private first grade colleges have been brought under Grant-in-Aid code. About 6,000 SC/ST students were benefited under Special Component Plan in this period. An outlay of Rs.412.50 lakhs was sanctionedd for 1991-92.

P.U.E.: The expenditure incurred for pre-university education under Seventh Plan was Rs.279.07 lakhs as against the target of an outlay of Rs.212.43 lakhs. The majority of the amount was spent on payment of Grant-in-aid to private pre-university colleges. During the Plan period, 65 private pre-university colleges were brought under Grant-in-aid Code. During 1990-91, an allocation of Rs.205.50 lakhs was made and the entire amount was spent towards payment of Grant-in-aid and construction activities.

During the Seventh Plan, the physical target for inservice programme and other activities under education and research was 88,751 teachers and 78,904 students; of which 78,904 teachers and 68,955 students were covered. The outlay for the University education under Seventh Plan was Rs.925 lakhs and the expenditure incurred was Rs.1,580 lakhs.

At the beginning of the Seventh Plan, there were 212 courses in 132 institutions and they covered 5,428 students under vocational education. At the end of the Plan, 464 courses offering 41 vocations existed in 260 government and aided colleges and they covered 14,000 students.

During the Seventh Plan, six more engineering colleges and polytechnics were permitted to be started in the State-one polytechnic by the government and five by private managements, bringing the total number of colleges and polytechnics to 51 and 154 respectively. Some of the courses started are electronics, computer sciences and environmental engineering. Twelve new courses were started in as many as 12 polytechnics. A women's polytechnic was started at Hassan. One State Technical Education Resources and Information Centere was started

in Bangalore with the object of providing information and facilities to the staff and students. A Computer Centre has been functioning in the Directorate from 1986-87 to manage the work regarding the common entrance test for admission to engineering and medical colleges and for conducting the diploma examination.

Health: During the Seventh Plan period as well as Annual Plans of 1990-91 and 1991-92, the major thrust of health sector was the expansion of rural health services which is a major component in the minimum needs programme. During 1990-91, 59 Primary Health Centres were sanctioned beside three Community Health Centres. Provision was made to increase the bed strength of district hospital at Shimoga significantly. During 1991-92, beside taking up development of district hospital, Raichur with OPEC assistance at a project cost of Rs.31 crores and establishment of 27 maternity annexures were also santioned during 1991-92. Additional 50 primary health centres are proposed during 1991-92.

Water Supply: During Seventh Plan, 33 water supply ongoing works at a cost of Rs.29 crores and 13 UGD on-going works at a cost of Rs.4 crores were spilled over from VI Plan were taken up. In addition, fresh water supply works costing Rs.26 crores and one low-cost sanitation works was taken up. Thus during the Seventh Plan, 76 works costing Rs.59 crores were proposed. On physical side, during the Seventh Plan 34 water supply works were commissioned against 51 water supply works targetted and 7 UGD works (Underground drainage) works were commissioned against the target of 11 UGD works. During 1990-91, eight water supply works were commissioned agaisnt 15 works targetted and one UGD work was commissioned against four works targetted. Works under Special Component Plan was vigorously tackled (see chapter X). During 1991-92, 17 water supply works and 4 UGD works are targetted besides works under Special Component Plan.

Karnataka is one of the pioneer States to provide at least one safe drinking water source for all the revenue villages with a view to cover even habitations like thandas, JHC's hamlets etc. In all, 37,135 problematic villages were identified during Sixth and Seventh Plans; out of which, 268 were not covered habitations, 12,891 partially covered habitations and 23,976 fully covered habitations. The emphasis in Seventh Plan was mostly on piped water supply schemes as well as mini water schemes so as to achieve the prescribed standard besides continuing borewell programme. In addition, revival of defunct and augmentation of piped water supply schemes were also taken up. The physical number of achievements under different schemes in State Sector under the Seventh Plan were as follows: Piped Water Supply Scheme 3,369; Mini Water Supply Scheme 1,956; and Borewells with hand-pumps 87,166. Under Central Sector, it was as follows: Piped Water Supply Scheme 1,506; mini water supply scheme 1,891 and borewells fitted with hand-pumps 2,9091. The Sectorwise total number of physical achievment of 1990-91 and anticipated achievement in 1991-92 which are given in brackets

were as follows: Piped water supply under State sector 299 (282); Central Sector 441 (421); Mini Water Supply Schemes under State Sector 295 (330); Central Sector 410 (339); Borewells fitted with hand-pumps under State Sector 2,276 (2,038); and Central Sector 1,009 (1,600)

Housing

After the establishment of Zilla Parishads, the rural housing sector secured a sizeable share in the allocation of Zilla Parishad funds. A survey was conducted during 1986-87 to identify the number of siteless persons in rural areas. As per the survey as at the end of March 1987, the total number of families identified as siteless were 14.49 lakhs. A similar second survey revealed that another 2.13 lakhs additional families fall in this category bringing the total number of siteless families to 16.63 lakhs; out of which, 14.95 lakh families have been provided with sites as on 1989-90. As against the target of 2.25 lakh sites to be distributed during VII plan, 2.23 lakh sites have been distributed in rural areas. All the schemes which were taken up under construction assistance have been amalgamated under the Peoples Housing Scheme. As against the target of 3.45 lakhs, 2.15 lakh persons have been given construction assistance. The shortfall is due to the non-availability of the loan finance from various financial institutions in time. The progress achieved from inception (1980-81) to 1989-90 under House Sites to Weaker Sections in rural areas and Peoples Housing Scheme were 14,95,732 numbers and 8,07,378 numbers respectively.

Under the Urban Housing Programmes, the scheme of provision of house-sites to urban poor has been discontinued due to non-availability of land or the value of land is very high. However, out of 1,48,063 families identified as siteless, 56,602 families have been granted sites upto 1988-89.

Under the Bhagyamandira Scheme for providing construction assistance to the urban poor, as against the target of Seventh Plan of 11,000 houses, 9,379 houses have been distributed. Under the Urban Housing Programme taken by the KHB, the schemewise targets and achievements respectively from 85-86 to 1989-90 were LIG and MIG Housing Scheme 979 and 1,059, Rental Housing Scheme 176 and 147. Free sites are distributed to landless agricultural labourers in rural areas whose annual income does not exceed Rs. 2,000. During 1990-91, a provision of Rs. 134.16 lakhs was made and 37,634 sites have been distributed. Under Peoples Housing Scheme, sanction of construction assistance to the weaker sections of soceity in rural areas was initiated during 1973-74, and as a follow up scheme distribution of sites in rural areas began. The unit cost per house for construction varies from year to year. From the year 1988-89, the cost per house is fixed at Rs. 8,000 (Rs. 2,500 subsidy, Rs. 4,000 loan and Rs. 1,500 beneficiary contribution). The houses sanctioned under People's Housing Scheme are provided with ASTRA *ole* (oven) at the cost of Rs. 134 per unit (Rs.80 subsidy and loan of Rs.54). All the existing rural housing schemes, viz.

Experimental Low Cost Housing Scheme, People's Housing Scheme and Special Component Plan have been amalgamated into single housing scheme in the rural areas of the State to be called the Peoples Housing Scheme (1986-87). During 1990-91 as against the target of 40,000 sites, 37,000 sites have been distributed. As against the target of 22,800 persons, 22,600 persons have been benefited under construction assistance.

Under the Tribal Sub Plan Scheme, construction of houses is taken up in Tribal Blocks of Heggadadevanakote, Udupi, Ponnampet, Puttur and Madikeri taluks. The cost per house was Rs.8,000 (subsidy Rs.2,500, loan Rs.4,000 and Rs.1,500 beneficiary contribution) and 362 houses have been constructed with an expenditure of Rs.20.85 lakhs.

With a view to provide housing facilities to 7.25 lakh houseless and siteless persons, a new housing scheme called 'Ashraya' has been introduced on 19th November, 1991. it is proposed to distribute 1,75,000 sites at the rate of 1,000 sites per taluk with a unit cost of Rs. 750 per site. While selecting the beneficiaries for construction of houses and distribution of sites, 18% of the beneficiaries belong to SC/ST categories and 10 % of houses/sites will be reserved for persons belonging to nomadic and semi-nomadic tribes subject to their availability.

During 1988, governmment has constituted the Urban Development Authorities combining the development functions and planning functions in one single authority for 20 urban areas and planning authorities are functioning for five urban areas.

Employment and Training: The total estimated outlay for the VIIth Plan period for the programmes was Rs. 440 lakhs, while the actual allocation has been Rs. 685 lakhs. The increased outlay has been mainly utilised for the computerisation of Employment Exchanges for rendering better service and for providing the quality of training in ITI by way of replacement of old and absolete equipment besided introduction of sophisticated courses like data preparation and computer software, plastic processing operator and electronic mechanics etc. During the Seventh Plan period, more stress was given to the implementation of Minimum Wages Act. Consequently, seven employments were added to the schedule of the Minimum Wages Act, 1948, thus bringing these employments also under the purview of the Minimum Wages Act.

During the year 1990-91, a sum of Rs. 37.00 lakhs was provided towards Annual Plan which includes committed expenditure of the Scheme of the VIIth Plan and the entire amount was spent. An outlay of Rs. 96.30 lakhs has been allotted for the year 1991-92 to implement the schemes.

Welfare of SCs and STs :The main objectives of the Seventh Plan was to minimise the drop-outs among SC and ST pupils from the schools besides considerably enhancing the quality of education they receive, increase the employability by improving their technical skills to wean them away from their un-remunerative traditional occupations and to provide training to make them more competitive. These objectives were also continued during 1990-91 and were being continued in 1991-92. As against the outlay of Rs. 30.30 crores in the Seventh Plan, Rs. 30.20 crores was spent. During the Annual Plan 1990-91, the budgetted outlay of Rs. 11.17 crores was spent. During 1991-92, an outlay of Rs. 14.55 crores was expected to be spent fully and physical target fixed was anticipated to be achieved. The major programmes for the uplift of SCs and STs in the Seventh Plant consists of increasing hostel facilities and providing pre-matric and post-matric incentives to reduce drop-outs.

Welfare of Other Backward Classes: During the Seventh Plan, considerable attention was paid to minimise the drop-outs of Backward Classes and Minorities students from schools. Steps were also taken to improve the quality of education in the form of providing pre and post-metric sholarships, provision of hostel facilities and admission of students to Ashram schools, etc. Towards implementing the various schemes during the Seventh Plan, the expenditure incurred was estimated to be of the order of Rs. 3,0004.57 lakhs as against an approved outlay of Rs. 4,450.00 lakhs. All the efforts made during the Seventh Plan were continued in the year 1990-91 by giving special attention to schemes relating to educational advancement. Annual outlay of Rs.1,031.00 lakhs was estimated to have been spent. During 1991-92 also, an outlay of Rs.1,346.00 lakhs was anticipated to be spent. In regard to physical aspects of the programme, the physical target fixed under various programmes were almost achieved.

Social Security and Welfare: The Directorate of Welfare of the Disabled has started functioning as an independent department from 1st Aug,1988 to implement the welfare measures like education, training and rehabilitation for the disabled poor. Rs.119.64 lakhs were spent as against the outlay of Rs.67.00 lakhs during the Seventh Plan. The major achievement during this Paln was starting of an Industrial Training Centre at Mysore in collaboration with National Association for the Blind the upgradation of one elementary school for the deaf as high school, implementation of the welfare measures like education, training and rehabilitation of the disabled poor. During 1990-91, the entire allocation of Rs.80 lakhs is estimated to have been spent and the entire outlay of Rs.80 lakhs is anticipated to be spent during 1991-92. One of the major achievements during 1990-91 and 1991-92 is the completion of survey of the disabled in I and II phase in the State.

Women and Child Development: During the Seventh Plan, efforts were made to improve the status of women by giving them training facilities and starting production centres in groups. Concentrated efforts were made to improve the nutritional status of women and children particularly in rural areas. The implementation of the Integrated Child Development Services Programme in 108 blocks in the State by end of the Seventh Plan has resulted in reduction in the infant mortality rate. The infant mortality rate which was at 120 per thousand live births in 1975, was at 58 per thousand live births in 1990. As per provision of Juvenile Justice Act 1986, programmes were taken to ensure that minimum standards are maintained in the Observation Homes and Juvenile Homes. Efforts were made afresh to help the children in difficult circumstances like children on streeets,rag pickers, children of prostitutes and children involved in hazardous occupations. Programmes were also taken up for the rehabilitation of the Devadasis. Schemes were taken up through voluntary organisations for care and maintenance of orphan and destitute children.

The expenditure incurred for all these programmes during VIIIth Plan was Rs.941.27 lakhs as against an approved outlay of Rs.1,128 lakhs. During 1990-91, efforts were made to improve the status of women by giving them training facilities and starting production centres in groups. During 1990-91, 28 new integrated child development projects were sanctioned. As per the Juvenile Justice Act 1986, Juvenile Courts and Juvenile Welfare Boards were constituted in all the observation homes. During the year, scheme for the welfare of rag pickers has been sanctioned to improve the status of children in difficult circumstances and the nomenclature of the scheme has been changed during 1991-92 as scheme for the Welfare of Street Children and Rag Pickers with a view to provide them various components such as nutrition, health, recreation etc. A new scheme for the Rehabilitation of Devadasis was sanctioned to assist them through training-cum-production units through voluntary organisations in Belgaum, Bijapur, Bellary, Gulbarga, Dharwad and Raichur districts. Programmes were also taken through voluntary agencies for care and maintenance of orphan and destitute children.

Consumer Protection : During the Seventh Plan, the expenditure incurred was of the order of Rs.16.13 lakhs, out of budget allocation of Rs.240 lakhs to meet the establishment charges of the State level and district level forums and funds required for carrying out seminars, studies, etc., towards creating consumer awareness. These activities were continued during 1990-91 and 1991-92 and Rs.100 lakhs. and Rs.175 lakhs were spent respectively in 1990-91 and 1991-92.

Table No. 8.69

Table showing the growth performance in Karnataka and India from 1960-61 to 1988-89 (Annual Average growth in real income) (Percent)

Plan period	*Karnataka*	*India*
Third Plan	3.5	2.7
Annual Plans	4.4	4.1
Fourth Plan	3.5	3.4
Fifth Plan	4.7	5.2
Sixth Plan	3.6	5.6
Seventh Plan (Provisional)	5.0	5.5

Table No. 8.70

Table showing the Planwise growth rate in Primary and Secondary Sectors in Karnataka and India (at 1970-71 prices)

(Annual Average growth%)

Plan period	Karnataka		India	
	Primary Sector	Secondary Sector	Primary Sector	Secondary Sector
Third Plan	1.04	9.42	-0.48	7.38
Annual Plans	5.07	3.67	4.83	3.30
Fourth Plan	2.52	10.36	3.06	3.42
Fifth Plan	2.54	8.64	3.94	6.24
Sixth Plan	5.46	2.56	5.06	2.72
Seventh Plan*	5.43	6.08	4.28	6.90

*Relates to the first four years only

Source: Draft Eighth Five year Plan 1990-95, Vol. I, Planning Department.

EIGHTH FIVE YEAR PLAN

The Eighth Five Year Plan (1992-97) was envisaged with the objectives of :

1. Reduction of poverty, 2. Generation of productive employment, 3. Provision of basic needs to the people, 4. Sustainable growth in the economy, particularly in the important sectors like agriculture and industry, with development in the supporting infrastructure especially irrigation and power, and 5. Protection of environment and ecology.

In order to realise these objectives, the Eighth Plan has the following major targets:

1. Achieving an annual growth rate of 5.6% per annum on par with the national growth rate target, 2. Bringing down the proportion of population below the poverty line from 32% to 25% by the end of the Eighth Plan, 3. Increasing productive employment opportunities by about 15 to 20 lakhs, 4. Increasing operational efficiencies specifically in sectors like irrigation and power in addition to augmentation in capacity needed for realising the objectives set and, 5. Increasing the basic facilities such as housing, health, education, water supply etc.

Table No. 8.71

Statement showing the draft Eighth Five Year Plan 1992-97 and Annual Plan 1992-93

(Rs. In Lakhs)

Sl. No.		Proposed outlay Eighth Plan 1992-97	Annual Plan 1992-93
A.	*Economic Services :*		
1.	Agriculture and allied services	79,932	15,409
2.	Rural development	56,670	9,240
3.	Special area programme	39,000	7,000
4.	Irrigation and flood control	2,25,357	29,756
5.	Energy	2,90,455	45,057
6.	Industry and Minerals	54,433	12,082
7.	Transport	44,775	8,750
8.	SC Technology and Environment	1,050	225
9.	General economic services	10,051	1,695
	Total 'A'	8,01,723	1,29,214
B.	*Social services :*		
10.	Education,sports,arts and culture	84,505	14,010
11.	Health	28,910	5,300
12.	Water supply,housing and urban development	1,26,610	21,348
13.	Information and Publicity	1,400	265
14.	Welfare of SCs/STs and OBCs	23,575	4,465
15.	Labour and labour welfare	2,671	448
16.	Social welfare and nutrition	18,706	3,390
17.	Other adminstrative services	538	101
	Total "B"	2,86,915	49,327
C.	*General Services*	11,362	2,459
	Grand Total (A+B+C)	11,00,000	1,81,000

PUBLIC FINANCE

The problems of raising enough resources to meet the ever increasing Government expenditure has been a major one faced by the State Govenment. During 1980's Karnataka was faced with the problem of resources crunch and was even faced to cut down its plan outlays during certain years. Expenditure on drought relief (there was drought in the state for 3-4 years from 1983), debt servicing and other expenditure of the non-developmental nature increased. To add to this, the State public sector undertakings continued to incur losses instead

of contributing surplus to the State Exchequer. The Karnataka Electricity Board incurred a loss of Rs.70.10 crores and Karnataka State Road Transport Corportaion incurred a loss of Rs.49.46 crores during 1989-90. The loss incurred by the state irrigation works amounted to Rs. 185.64 crores (Budget Estimate)

The total revenue under the revenue account during 1989-90 (Revised estimate) was Rs.3,420.48 crores which constituted an increase of 15.42 percent over that of the previous year (Rs.2,963.57 crores). The State's own taxes contributed Rs.1,928.68 crores (56.39 per cent of the total) and the share in Central taxes amounted to Rs.636.02 crores (18.59%). Thus, the total tax revenue amounted to Rs.2,564.70 crores (74.98%), the share of non-tax revenue being Rs.855.78 crores (25.02%).

Table No. 8.72

Table showing the receipts and expenditure in the State since 1957-58 to 1990-91 (Rs.in crores)

Sl.	Item	1957-58	1960-61	1965-66	1970-71	1975-76	1980-81	1985-86	1990-91
1.	Revenue Account:								
	a. Receipts	58	92	120	246	514	953	2013	3816
	b. Expenditure	53	90	125	252	427	875	2093	4010
	Surplus or deficit	+5	+2	-5	-6	+85	+58	-85	-194
2.	Capital Account:								
	a. Receipts	25	43	81	48	61	723	1887	1668
	b. Expenditure	27	45	82	55	151	818	1500	1658
	Surplus or deficit	-2	-2	-1	-7	-90	-95	+337	+10
3.	Overall surplus or deficit	+3	-	-6	13	-5	-37	+302	-184
4.	Internal debt (net during the year)	-	-	-	456	651	246	428	984
5.	Small Savings:								
	a. Gross receipts	6	8	14	20	48	102	434	806
	b. Net receipts	2	2	6	6	20	42	256	324

Source: Socio-Economic Trends, Karnataka 1955-91, Directorate of Economics and Statistics, Bangalore.

Table No. 8.73

Devolution of Financial Resources from the Centre to the State on the recommendation of the Finance Commission.

Sl.	Commission and year	Shared taxes (in Rs. crores)	Grants-in-aid (in Rs.crores)	Total (in Rs. crores)	Percentage of the total
	1	2	3	4	5
1.	Second Commission 1957-58 to 61-62 = 5 years	43.46	30.00	73.46	7.0
2.	Third Commission 1962-63 to 65-66 = 4 years	54.23	27.00	81.23	6.1
3.	Fourth Commission 1966-67 to 70-71 = 4 years	111.32	104.10	215.42	7.4

1	2	3	4	5
4. Fifth Commission 1969-70 to 73-74 = 5 years	179.43	17.99	197.42	4.6
5. Sixth Commission 1974-75 to 78-79 = 5 years	383.64		383.64	3.99
Total	772.08	179.09	951.17	29.09

Source: Report of the Fifth Finance Commission pp 210-11, *Reserve Bank of India Bulletin*, September, 1969 pp:1429-53

Devolution of resources under the award of Eighth and Ninth Commission for 1984-85 and 1990-95 has been: (1) Resource transfer (Rs. in crores) for 1984-89: 1,727.97; 1990-95: 4,063.27: (2) Percentage share 4.38 and 3.83 respectively; (3) Percentage increase in 9th Finance Commission over 8th Finance Commission: 135.2%; (4) per capita grant (in Rs.) Rs.466 and Rs.1,095 respectively (per capita is based on 1981 population census: Source: CMIE - Monthly Review of the Indian Economy, March 1990)

Percentage of total grants to all States of Finance Commission's awards to Karnataka are as follows: II FC - 7.0; III FC-6.1; IV FC-7.4; V FC - 4.6; VII - 4.7; VII FC - 4.82; VIII FC - 4.38; and IX FC - 3.83. Similarly percentage (of total grants to all states) of Plan assistance for State's Plans from the Centre has been: I Plan - 5.34: II Plan - 6.32; III Plan - 6.22; IV Plan - 4.94; V Plan - 5.12; VI Plan - 4.20 and VII Plan - 3.90.

Table No. 8.74

Karnataka's Share in the Divisible Pool of Central Taxes (% share)

Finance Commission Award	*Income Tax %*	*Union Excise %*	*Estate duty %*	*Additional Union Excise duties*	*Grant-in-lieu of Tax on Railway fare %*
1	*2*	*3*	*4*	*5*	*6*
First Commission	2.25	2.62			
Second Commission	5.14	6.52	5.43	Rs.100 lakhs per year plus 5.23% of the balance	Rs.66 lakhs per year for the peirod.
Third Commission	5.13	5.82	5.46	Rs.100.10 lakhs per year plus 5.25% of the balance left.	Rs.56 lakhs per year for the period.
Fourth Commission	5.14	5.41	5.46	Rs.100.10 lakhs per year plus 5.21% of the balance left.	3.98
Fifth commission	5.40	4.65	5.48	Rs.100.10 lakhs per year plus 6% of the balance left.	3.83
Sixth Commission	5.33	5.45	5.41	5.62 of the total	3.47

1	2	3	4	5	6
Seventh Commission	5.44	4.87		4.90% under sugar and 6.08% under textiles and tobacco	3.21
Eighth Commission	4.98	5.07	NA	5.56 of the Total	3.43

Percentage of total devolution had been 4.82% in the Seventh and 4.35 in the Eighth Finance Commission.

Table No. 8.75

Financial Transfers from the Union Government to the State Governments under the Instrumentalities of the Finance Commission, Planning Commission and at the Discretion of the Union Ministries.

(Rs.crores)

	Finance Commission Transfers				*Planning Commission Transfers*		*Discretionary Transfers*		*Total of all*
	Tax share	*Grants*	*Total*	*Percent to total financial transfers*	*Total*	*Percent to total financial transfers*	*Total*	*Percent to total financial transfers*	*Total of all financial transfers*
First plan	344	103	447	31.24	350	24.46	634	44.30	1,431
Second plan	668	250	918	32.00	1,058	36.39	892	31.11	2,868
Third plan	1,196	394	1,590	28.39	2,515	44.91	1,495	26.70	5,600
Fourth plan	1,252	500	1,782	33.33	1,767	30.05	1,798	36.62	5,347
Fifth plan	8,275	2,773	11,048	43.01	7,722	30.55	6,683	26.44	25,278
Sixth plan	21,335	1,711	22,888	41.00	16,099	29.34	16,267	29.65	54,862

Note: Finance commission transfers include tax shares, all grants-in-aid under Article 275 and grants in lieu of tax on railway fare. Planning Commission transfers include plan grants under Article 282 and loans under Article 293 for State sector plans only under Gadgil formula. Discretionary transfers include grants under article 282 and loans under Article 293 for State Sector Plans only under Gadgil formula. Discretionary transfer include grants under Article 282 and loans under Article 293 for Centrally sponsored Central sector schemes, plus small savings loans, loans for clearing overdrafts and other *ad-hoc* assistance. Source: R.B.I.Bulletins.

Table No. 8.76

Trends in Revenue and Capital Receipts in Karnataka

Rupees in Crores

Yers	State's own Tax in Revenue	Share Central taxes	Total tax receipts	Total Non-tax receipts	Total revenue receipts	Total Capital receipts	Aggregate receipts
1975-76	236.73	86.65	323.38	190.74	514.12	137.44	651.56
1976-77	269.25	91.54	360.79	198.32	559.11	163.17	722.20
1977-78	297.27	97.89	395.16	203.33	598.49	227.00	825.49
1978-79	334.00	106.30	440.30	248.25	688.55	236.71	925.24
1979-80	404.91	177.75	582.61	236.69	819.30	239.89	1059.19
1980-81	474.68	197.71	672.41	281.05	953.46	312.56	1256.02
1981-82	607.04	222.54	829.58	337.06	1166.64	281.54	1448.18
1982-83	674.11	240.08	914.19	366.47	1280.66	412.48	1693.14
1983-84	759.51	271.15	1030.66	458.79	1489.45	454.29	1943.74
1984-85	909.39	298.88	1208.27	531.63	1739.90	674.76	2414.66
1985-86	1075.58	585.99	1431.57	581.54	2013.11	1183.76	3196.87
1986-87	1205.98	403.73	1609.71	674.42	2284.13	659.49	2943.62
1987-88	1414.66	451.11	1865.77	691.12	2556.89	921.59	3478.48
1988-89	1698.78	498.51	2197.45	766.12	2963.57	826.44	3789.71
1989-90	1932.24	632.90	2565.14	771.34	3336.48	1999.70	4436.24
1990-91 RE	2454.70	660.35	3115.05	969.38	4084.43	1166.00	5250.43
1991-92 BE	2870.07	721.78	3591.85	1226.06	4817.91	1050.75	5868.66

R.E. : Revised Estimates. B.E: Budget Estimates.

Sources: Economic Survey 1991-92, Planning Department, B'lore.

Table No. 8.77

Trends in Development and Non-Development Expenditure in Karnataka

Rupees in Crores.

Year	Development Expenditure	Development Exp. as % of total exp.	Non-Development expenditure	Non-Development exp. as % of total expe.	Aggregate Expenditure
1975-76	466.24	72.1	180.00	27.9	646.24
1976-77	509.97	71.8	200.73	28.02	710.70
1977-78	553.02	68.4	255.32	31.6	808.34
1978-79	658.50	71.6	261.33	28.4	919.83
1979-80	779.13	72.0	303.25	28.0	1082.38
1980-81	892.27	69.3	394.68	30.7	1286.95
1981-82	1011.15	71.8	397.51	28.2	1408.66
1982-83	1233.69	70.9	550.42	29.1	1739.11
1983-84	1364.21	69.0	612.86	31.0	1977.10
1984-85	1664.72	64.0	930.82	26.0	2595.54
1985-86	1916.85	66.2	977.27	33.8	2894.12
1986-87	2215.18	72.2	853.80	27.8	2068.98
1987-88	2424.96	70.6	1011.35	29.4	3436.51
1988-89	2606.68	69.0	1171.55	31.0	3778.23
1989-90	3032.00	68.9	1378.15	31.1	4410.15
1990-91 (R.E)	3765.22	71.4	1508.89	28.6	5274.11
1991-92 (B.E.)	4143.79	70.0	1776.95	30.0	5920.74

R.E : Revised Estimate B.E : Budget Estimates

Sources : Economic Survey 1991 Planning Department, B'Lore

Poverty Alleviation Programme : Poverty in the state has been brought down considerably by the implementation of special programmes envisaged in our Plans. Population below the poverty line in the State was 51 percent in 1977-78 and 32 percent in 1987-88. This is more than the all-india average of 29.9 percent. the important poverty alleviation programmes implemented in the State were as follows : Jawahar Rozgar Yojana, Central Drought Prone Area Programme and Integrated Western Ghats Development Programme. In addition to these programmes some special economic programmes, such as Integrated Rural Development Programme, Assistance to Surplus Land Grantees,100 Wells Programme, Development of Women and Children in Rural Area (DWACRA), Rehabilitaion of Released Bonded Labourers and National Scheme of Training

of Rural Youths for Self- Employment (TRYSEM) have also provided compact package support to poor families in rural areas.

Jawahar Rozgar Yojana : The Jawhar Rozgar Yojana Programme was launched by Government of India with effect from 1st April 1989 by merging the erstwhile National Rural Employment Programme (NREP) and Rural Landless Employment Guarantee Programme (RLEGP) schemes. The main objective of the scheme is generation of additional gainful employment for the unemployed and under-employed persons, both men and women in rural areas. The secondary objective of the scheme is to create sustained employment by strengthing the rural economic infrastructure and assets in favour of the rural poor for their direct and continuing benefits. The expenditure under the scheme is shared between Centre and State on 80 : 20 basis. District allocation is shared between Zilla Parishad and Mandal Panchayat on 20:80 basis. Indira Awaas Yojana (For Housing) and Million Wells Scheme are sub-programmes of Jawar Rozagar Yojana. Twenty percent of the resources under Jawahar Rozga Yojana will be earmarked by Government of India for Million Wells and 6 percent for Indira Awas Yojana.

Table No. 8.78

Table showing the beneficiaries under self-employment scheme during 1990-91 & 1991-92.

Sl. No.	*Programme/Scheme*	*No.of Beneficiaries* 1990-91	1991-92	*Percentage Variation.*
1.	Karnatka State Financial Corporation	5,139	6,506	26.6
2.	Karnataka State Industrial Investment & Development Corporation.	27	39	44.4
3.	Karnataka Industral Area Development Board.	454	500	10.1
4.	Schemes for Self-Employment for Educated Youths	5,415	4,771	-11.9
5.	National Equity Fund Scheme (sponsored by I.D.B.I)	233	454	94.8
6.	Udyog Chaitanya Scheme (sponsored by Canara Bank)	4,144	4,194	1.2
7.	Vishwa Programme	Not started	14,000	-
8.	TRYSEM	9,000	13,000	44.4
9.	SC/ST Welfate (Assistance to law graduates)	33	24	-27.3
10.	Enterprenuership Development Programme (sponsored by CEDOK)	397	489	23.2
11.	Training for women under Streeshakti package (sponsored by SISI)	997	697	-30.1

Source: Karnataka Economic Review 1991-92.

The Nehru Rozgar Yojana was started in 1989-90 with a view to provide employment to Urban unemployed, under-employed and urban poor. It consists

of three components viz., urban micro-enterprises wage, employment and housing and shelter upgradation. Under urban micro-enterprises, loan and subsidy is given to encourage setting up of enterprises. Training and Infrastructural support is also provided. Under Wage Employment Programme, wage employment for people of urban settlements with a population not exceeding one lakh is provided. Under housing and shelter upgradation loan, subsidy, training and infrastructural support is provided for the purpose.

Table No. 8.79

Table showing the beneficiaries Under Self-employment Scheme from 1989-90 to 1991-92.

Programmes/Schemes	*Unit*	*Achievement* 1989-90	1990-91	*Actuals* 1991-92 (upto Oct. 1991)	*Anticipated achivement* 1991-92
1	*2*	*3*	*4*	*5*	*6*
A. Karnataka State Finance Corporation:					
a. Assistance to Technicians.	Nos.	185	161	63	226
	Rs. in lakhs	405.95	413.08	156.75	553.40
b. Composite	No.	3125	2736	1779	1889
	Rs. in lakhs	447.92	531.16	412.72	611.85
c. Soft loan schemes	Nos.	236	214	169	225
	Rs. in lakhs	88.19	185.70	242.70	215.00
d. SC/ST Welfare	Nos.	509	636	680	660
	Rs. in lakhs	245.74	399.58	379.31	456.00
e. Backward Community	Nos.	1512	1112	594	1160
	Rs. in lakhs	1520.70	1433.87	836.40	1640.00
f. Assistance to unemployed graduates	Nos.	52	39	11	50
	Rs. in lakhs	41.30	33.76	21.02	49.25
g. Disabled Schemes	Nos.	83	114	29	140
	Rs. in lakhs	21.46	30.69	9.09	42.00
h. Mahila Udyama Scheme	Nos.	20	127	117	215
	Rs. in lakhs	62.58	452.53	297.54	752.00
B. Karnataka State Industrial Investment & Development Corpn.					
a. Loan	Old Nos.	N.A	61	32	
	Rs. in lakhs	N.A.	4659	1965	-
	New-Nos.	42	26	21	100
	Rs. in lakhs	3210	2001	1921	7500
b. Equity	Old Nos.	N.A.	5	3	-
	Rs. in lakhs	N.A.	480	33	-
	New Nos.	11	1	2	19
	Rs. in lakhs	564	50	109	1175
C. Karnataka Industrial Area Development Board:					

1	2	3	4	5	6
a. Enterprenuers Benefited	Nos.	477	454	301	431
b. Extent of land alloted	Acres	704.38	379.23	320.31	375.00
D. SC/ST Welfare:					
a. Assistance to law graduates	Nos.	11	33	4a	116
b. Training Centres for self-employment.	Nos.	241	314	89a	476
E. Scheme for self-employment youth (DIC)					
a. Industry	Nos.	1856	1628	Nil a	
	Rs. in lakhs	495.43	480.38	-	
b. Service	Nos.	1706	1609	Nil a	6500
	Rs. in lakhs	344.85	332.87		
	No.s	2448	2178	Nil a	
	Rs in lakhs	341.75	306.39		
c. Business	Rs. in lakhs	341.75	306.39		
F. Scheme for Self-Employment programme for Urban Poor (SEPUP)					
a. Sanctioned	Nos.	26840	12516	150b	16818
	Rs. in lakhs	1066.79	550.56	7.28	840.90
b. Disbursed	Nos.	25025	11204	150	16818
	Rs. in lakhs	984.85	493.18	7.28	840.90
G. National Equity Fund Scheme (IDBI):					
a. Units assisted	Nos.	11	86	136	100
b. Amount	Rs. in lakhs	4.82	26.04	123.59	30.00
c. Employment provided	Nos.	45	233	86	XXX
H. Enterprenuership Development Programme sponsored by (TECSOK):					
a. Persons trained	Nos.	422	397	273	900
b. Programmes conducted	Nos.	14	13	10	27
I. Training for women under Stree Shakti package: (sponsored by state bank of India)					
a. Persons trained	Nos.	143	29	Nil	60
b. Programmes conducted	Nos.	4	1	Nil	2
c. Units set up	Nos.	9	Nil	Nil	XXX
J. Enterprenuership Development Programme (Sponsored by SISI)					
a. Persons trained	Nos.	897	997	282a	XXX
b. Programmes	Nos.	13	51	20a	61
K. Udyoga Chaitanya Scheme:					
a. Sanctioned	Nos.	2281	4144	3028	5000
	Rs. in lakhs	41.80	64.21	564.2	XXX
b. Disbursed	Nos.	2281	4144	3028b	
	Rs.in lakhs	41.80	64.21	564.2c	
L. Nehru Rozgar Yojana: Urban Micro Enterprises.	No.of Beneficiaries	—Not started —		22,000d	XXX

Note:a.Figures upto October 1991 only.

b.Figures upto September 1991 only.

c.The anticipated achievement for these schemes have not been worked out.

d. Out of balance amount of 1989-90 & 1990-91.

Source: Respective Implementing Department/Corporations, H.U.D. Secretariat.

On the whole the assessment of the employment situation gives a mixed picture of slow growth. With the process of structural adjustments, liberalisation of trade, changes in industrial policy, consequent formulation of an Exit policy for revival of viable sick units and as a result of the need to cut expenditures to manage the deficites, the likely cuts in allocation for Rozgar Programmes, Drinking Water Programmes for rural areas, the employment growth is likely to shrink further. To maintain the existing levels of employment generation would itself require greater efforts.

Source: Economic Survey 1991-92, Planning Dept. B'lore.

Table No. 8.80

Statement showing the districtwise number of beneficiaries under various schemes in the state during 1990-91 and 1991-92.

Sl.	*District*	*I.R.D.P.*		*100 Wells Programme*		*Trysem*		*Mandays generated (in lakhs)*		*Foodgrains utilised (in tonnes)*	
		90-91	*91-92*	*91-91*	*91-92*	*90-91*	*91-92*	*90-91*	*91-92*	*90-91*	*91-92*
	1	*2*	*3*	*4*	*5*	*6*	*7*	*8*	*9*	*10*	*11*
1.	Bangalore	1799	1655	90	67	275	227	16	8	1059	746
2.	Bangalore (R)	4927	4552	579	321	631	645	19	18	1103	217
3.	Belgaum	7832	8064	435	528	80	409	22	21	1610	1091
4.	Bellary	3933	3684	131	180	449	4	24	20	1487	661
5.	Bidar	3038	3256	345	502	195	673	13	14	35	-
6.	Bijapur	11254	6298	824	90	753	910	43	26	4976	2698
7.	Chikmagalur	4770	4767	173	146	313	247	13	15	1239	542
8.	Chitradurga	6161	4887	250	419	335	605	30	27	2351	2941
9.	D. Kannada	9783	7741	976	288	412	584	16	10	1815	929
10.	Dharwad	6540	6271	272	338	938	914	24	24	1908	689
11.	Gulbarga	7356	6083	367	387	381	718	35	32	522	169
12.	Hassan	6159	5730	212	328	729	897	23	18	1851	753
13.	Kodagu	2576	2965	151	94	-	271	06	05	445	283
14.	Kolar	5546	4890	106	146	451	897	38	42	3305	1661

1	2	3	4	5	6	7	8	9	10	11
15. Mandya	4728	5540	191	582	431	970	13	15	1762	1046
16. Mysore	10568	7110	580	399	526	498	53	45	2777	466
17. Raichur	6894	6734	310	152	439	1055	27	20	147	589
18. Shimoga	7378	5611	282	251	720	795	24	11	1341	594
19. Tumkur	6948	6690	811	585	420	784	28	25	1174	181
20. U. Kannada	6837	6313	484	357	592	853	06	06	270	65
Total	125027	108841	7569	6170	9070	12956	473	402	31177	16321

Sources: Karnataka at a glance 1990-91 & 1991-92 Directroate of Economics and Statistics, Bangalore.

The Minimum Needs Programme aims to provide in the Rural areas, electricity, fuel wood, roads, elementry education, health, water supply, sanitation facilities and housing. It also seeks to bring about environmental improvements in the slums in the urban areas and undertakes nutrition programmes and supply of foodgrains at subsidised rates.

Table No.8.81

Table showing the expenditure on Minimum Needs Programme in the State Plan from 1990-91 to 1992-93

(Rs.in Lakhs)

Sl. No	*Programme*	*1990-91*	*1991-92 (R.E.)*	*1992-93 (B.E)*
1.	Rural Electrification	580	2593	2579
2.	Rural fuel wood & fodder	115	283	245
3.	Rural roads	1562	2154	2511
4.	Elementary education	1944	4428	12812
5.	Adult education	152	332	380
6.	Rural health (including IPP)	1851	2175	2595
7.	Rural water supply	1941	3695	4203
8.	Rural sanitation	54	79	103
9.	Rural housing	1935	3514	6860
10.	Environmental improvement of slums	329	345	760
11.	Nutrition (SNP, MMS, & subsidised foodgrains for poor)	825	950	959
12.	Consumer protection	29	100	-
	Total	11,317	21,148	34,187

Sources: Economic Survey 1992-93, Planning Department Bangalore.

Special Area Programme:: In June 1954, when the question of Re-organisation of States was still under examination, the Government of Mysore had appointed a fact-finding (Sheshadri) committee to make an assessment of the level of development in the various Kannada speaking areas which were to be integrated

with the Old Mysore State. The Committee made a detailed study of the state of development in the fields of education, medical and public health, rural development, industries, irrigation and power and it came to the conclusion that of areas of the old Bombay, Hyderabad and Madras States and Kodagu had not reached the same standard of development as old Mysore state and recommended considerable leeway to be made to bring them to that level.

Hyderabad Karnataka Area Development Board

The Fact Finding Committee, while revealing the comparative backwardness of newly joining areas, showed that the areas joining from Hyderabad State were much more backward than other areas. The State Government instituted a committee to report on the Development of Hyderabad-Karnataka area under the Chairmanship of Dharam Singh with all MLAs, MPs and MLCs of the region as members, on 3rd May 1980. Bellary District was included in the scope of the committee in July 1980. This Committee had two meetings in which some of the members expressed the view that the committee should be converted into a statutory Board. In view of this, the Sub-Committee was constituted on 18th May 1981 under the Chairmanship of Dharam Singh. This Sub-committee made a detailed analysis, studied the positions in other States and submitted its report to the main committee. The main committee endorsed the report and submitted the same to the Government on 15th October 1981. The Cabinet accepted the Report on 22nd October 1981. The Government sent a copy of the Report to the Central Planning Commission which declined to provide any funds.

The State Government decided to set-up the Hyderabad Karnataka Development Board during 1989-90 and made a provision of Rs.2 crores in the budget for 1989-90 and approached the Central Government for special assistance. In response to this request a Central Study Team visited the area concerned as per the instruction of the Planning Commission during May 1990. In the meanwhile, the Government of Karnataka prepared a blue-print for raising the standard of infrastructure for development of Hyderabad-Karnataka area during 1990-95 and submitted it to the study team. It is proposed to invest Rs.635 crores for development of roads, bridges, education, water supply, health, minor irrigation etc., in this region during 1990-95. With a view to constitute a Statutory Board for the development of Hyderabad Karnataka area, the State Government passed the necessary bill in both the Houses of Legislature in September, 1991. During 1990-91, an amount of Rs.50 crores provided for development of the region was spent. A sum of Rs.50 crores have been provided for various sectors of the region for 1991-92.

Border Area Development Programme

There are in all 52 taluks of the State on border of the neighbouring States These are spread over 15 districts as detailed below: (1) Bangalore (U) 1-Anekal; (2) Bangalore (R) 2-Hoskote & Kanakapura; (3) Chitradurga 3-Challakere, Hiriyur and Molakalmuru; (4) Kolar 8-Bagepalli, Bangarpet, Chintamani, Gowribidanur, Gudibanda, Malur, Mulabagal and Srinivasapur; (5) Tumkur 3-Madhugiri, Pavagada and Sira; (6) Dakshina Kannada 4-Bantwal, Mangalore, Puttur and Sulya; (7) Kodagu 2-Madikeri and Virajpet; (8) Mysore 4-Chamarajanagar, Gundlupet, HD Kote and Kollegal; (9) Belgaum 5-Athani, Belgaum, Chikkodi, Hukkeri and Khanapur; (10). Bijapur 2-Bijapur and Indi; (11) Uttara Kannada 2-Karwar and Supa; (12) Bellary 3-Bellary, Sandur and Siraguppa; (13) Bidar 5-Aurad, Basavakalyan, Bhalki, Bidar and Humnabad; (14). Gulbarga 6-Afzalpur, Aland, Chincholi, Sedam, Shahpur and Yadgir; (15) Raichur 2-Manvi and Raichur; Total taluks: 52.

The Government of Karnataka has prepared a blue print for raising the standard of infrastructure for development of border taluks during 1990-95 and submitted it to the Planning Commission. The yearwise sectoral outlay is defined for 1990-91 to 1994-95 with a total outlay of Rs.500 crores. The programmes include; 1. Construction of Roads & Bridges, 2. Rural/Urban Water supply, 3. Education 4. Health, 5. Rural Electrification, 6. Minor Irrigation, 7. Construction of Anganawadi Buildings, 8. Animal Husbandry, etc. Already for Chincholi and Pavagada Taluks Rs.187.00 lakhs have been released during 1991.

Out of these 52 border taluks, 16 border taluk of Gulbarga Division are excluded from being benefited by this programme as these taluks are getting special assistance under Hyderabad-Karnataka Area Development Programme, making exception in the case of Chincholi taluk for which was released Rs.93.5 lakhs for 1991. After releasing Rs.93.5 lakhs and Rs.93.0 lakhs to Chincholi and Pavagada taluks respectively, the balance amount of Rs.3.13 crores of the budgetted amount of Rs.5 crores was released to the 35 border taluks of 11 districts at the rate of Rs.9 lakhs per taluk to spend on the thrust areas of development identified.

During 1991-92 Rs.10 crores have been provided to the Border Area Development Programme. Each border taluk is getting Rs.25 lakhs for the year. To complete the incomplete works, the balance amount of Rs.1 crore will be released.

It is proposed to spend Rs.50 crores during 1992-97 at the rate of Rs.10 crores per year under this programme for a period of five years. Accordingly during 1992-93 Rs.10 crores will be spent. During the Eighth Plan Period, it is expected to generate 40 lakh mandays.

Malnad Area Development Programme

Many parts of the Malnad Area (hilly area) have still remained under-developed in the state, inspite of the special assistance given to them under the Western Ghats Development Programme. They lack proper infrastructural facilities. The Government has taken decision of implementing a special scheme under the nomenclature of Malnad Area Development Programme.It is to be a supplementary programme to the Western Ghats Development Programme. It is endeavoured to promote infrastructural facilities of the Malnad Area, i.e., to develop transport and communication network to serve the region adequately, to support social welfare programmes by constructing anganawadi buildings, school buildings, health centres etc., with a view to facilitate the human resources development of the region. This programme extends to the following taluks: (1) Belgaum dist: Khanapur, Belgaum, Bailhongal, Soundatti and Hukkeri; (2) Chikmagalur dist: Koppa, Mudigere, Sringeri, Chikmagalur, Tarikere and Narasimharajapur; (3) Kodagu dist: Madikeri, Somwarpet and Virajpet; (4) Hassan Dist: Sakaleshpur, Alur, Belur, Hassan and Arkalgud, (5) Mysore dist: H.D. Kote, Gundlupet, Periyapttana, Hunsur and Kollegal; (6) Uttara Kannada dist: Ankola, Bhatkal, Honavar, Kumta, Karwar, Siddapur, Sirsi, Supa, Yellapur, Haliyal and Mundgod; (7) Dakshina Kannada dist: Belthangady, Kundapur, Karkal, Puttur, Sulya, Udupi, Mangalore and Bantwal, (8) Shimoga dist: Hosanagar, Thirthalli, Sagar, Shimoga, Shikaripur, Soraba, Channagiri and Bhadravathi and (9) Dharwad dist: Dharwad, Kalghatagi, Shiggaon, Savanur, Byadgi, Hirekerur and Hangal.

Western Ghat Development Programme

With a view to provide employment in the Ghat area residents and improve their economic conditions, the Western Ghats Development Programme was initiated in the State in January 1975 as a Centrally-sponsored programme. On the basis of the report of the Second Irrigation Commission the Planning Commission ear-marked 28 taluks spread over eight districts viz. Mysore, Kodagu, Uttara Kannada, Dakshina Kannada, Hassan, Chikmagalur, Shimoga and Belgaum under the Western Ghats Development Programme. Since 1979, the coverage of the programme was extended to 12 taluks of Dharwad district, bringing the total number of taluks to 40, spread over in nine district.

This scheme covers the development sectors like agriculture, horticulture, animal husbandry, fisheries, forest, minor irrigation, roads and foot bridges, sericulture, village and small scale industries, etc. Except forest, minor irrigation and agriculture, the other sectors are getting very meagre amount under the W.G.D.P. Being a hilly area and one of heavy rainfall, the maintenance of roads and bridges calls for special attention. Hence, there was strong need for a supplementary programme, which catered to the bare minimum needs of the egion. As such, during 1991-92, Rs.10 crores have been provided under the udget for this programme. It is proposed to spend Rs.50 crores during the Eighth Plan under this programme, at the rate of Rs.10 crores every year including 992-93.

Table No. 8.82

Table showing the year-wise total target and expenditure under Western Ghats Development Programme from 1974-75 to 1992-93

(Rs. in lakhs)

Sl.No	Year	Total targets	Total Expenditure
1.	1974-75	29.000	28.040
2.	1975-76	29.000	27.070
3.	1976-77	92.890	92.890
4.	1977-78	120.000	110.570
5.	1978-79	138.000	134.750
6.	1979-80	154.000	154.000
7.	1980-81	191.000	191.000
8.	1981-82	230.000	230.000
9.	1982-83	286.000	266.000
10.	1983-84	457.000	388.200
11.	1984-85	457.000	401.018
12.	1985-86	457.000	401.018
13.	1986-87	633.000	606.690
14.	1987-88	567.000	589.700
15.	1988-89	800.000	966.919
16.	1989-90	889.000	849.570
17.	1990-91	947.260	880.433
18.	1991-92	947.260	881.630
19.	1992-93	955.640	946.764

Source: Area Development Programme, Bangalore.

Development of Coastal Karnataka

The coastal strip of Karnataka, which falls in the districts of Uttara Kannada and Dakshina Kannada, together with its hinterland occupies very special and unique geographical position.This coastal region is at the threshold of receiving massive investments through four majour projects, namely, the Naval Base Sea Bird at Karwar, the Atomic Power Plant at Kaiga, the Super Thermal Power Plant at Nandikur near Mangalore and the Konkan Railway Project. In early 1988, the Government of Karnataka commissioned the Times Research Foundation to organise a time-bond policy-oriented research programme. The Time Research Foundation put together a research team involving over 25 experts

including administrators, technocrats and professionals to work on eight research studies . Though it was sponsored by the Government of Karnataka, its financing was done by 16 institutions, Central, State and local which have a stake in the Development of the region . The Time Research Foundation (TRF) has recently submitted its final report entitled Coastal Karnataka-A Development Perspective. This report highlights a 60 point agenda for action, duly supported by exhaustive data and analysis. The State Government organised a seminar on the theme: "Development of Coastal Karnataka-Towards an Agenda for Action" at Mangalore, in October 1991. The Seminar Programme has beeen organised around four major sub-schemes, viz., Management of Economic Development, Management of Urban Development, Infrastructure Development and Management of Ecosystem of Uttara Kannada

Floods

Floods are caused by excessive rainfall and its severity depends upon the span of time, type of soil, intensity of rain and other factors. Rainfalls in the State has been fluctuating from year to year. After four consecutive years of drought during 1984 to 1987, there was heavy rainfall during 1988 and 1989 causing heavy damage to both life and property. The rainfall received in the state during the month of July 1989, was heavy in some places and the highest fall received during the last 86 years, that being 136 mm on one day on 12th July 1989 at Hunsur. During July 1989 in certain taluks the rainfall exceeded 400 percent of the normal rainfall. The districts like Bidar, Belgaum, Kodagu, Shimoga and Gulbarga, suffered heavy damages resulting in loss to precious lives both human and cattle, devasting effect on transport and communication, considerable damage to agriculural fields and crops, and dislocating the power supply. The situation was very severe in Kodagu, Belgaum, Dakshina Kannada and Bidar districts. The State Government took immediate step to combat the situation releasing a sum of Rs.166.63 lakhs for immediate relief works, and making *ex-gratia* payment to the victims besides seeking Central assistance for relief and rehabilitation of the victims of floods.

எழும்பூர், சென்னை-600 008

Table No.8.83

Table showing the districtwise damages due to Cyclonine storms /floods during November 1992.

Sl.No.	District	Damage to Public Properties: Building, bridges and culvers Nos.	Loss (Rs. in Millinons)	Kms	Roads Loss (Rs.in Millions)
1.	Raichur	460	25.036	1172	47.920
2.	Bellary	1,152	47.402	1373	86.010
3.	Dharwad	394	30.012	1916	56.771
4.	Chitradurga	447	18.394	1314	67.905
5.	Shimoga	98	5.620	696	22.895
6.	Chikmagalur	93	7.115	592	50.776
7.	Mysore	1	1.500	72	2.663
8.	Uttara Kannada	34	1.634	321	10.360
9.	Dakshina Kannada	115	2.934	574	57.667
10.	Kodagu	140	8.336	385	46.507
11.	Belgaurm	4	0.230	19	0.750
12.	Bijapur	-	28.710	-	1.585
13.	Gulbarga	10	0.300	15	0.400
14.	Tumkur	-	7.304	-	5.261
	Total	2,948	185.482	8449	457.470

Table No.8.84

Table showing the assistance sought by the State Government and actual Central assistance released under Drought and Flood Relief Fund from 1980-81 to 1991-92.

I. Drought Relief:

year	Central assistance Sought by the State Government	Schemes approved by the Central Govt.	funds released by the State Govt.	Expenditure incurred by the State Govt	Acutal Central assistance released by the Govt of India
1	2	3	4	5	6
1980-81	20,521.06	665.00	N.A.	954.05	400.00
1981-82	7826.54	1,381.00	N.A	2,582.70	1,461.28
1982-83	7,801.00	881.00	1060.00	1,677.00	1913.00
1983-84	6,100.00	1,400.00	2,257.00	3,152.00	
1984-85	20,950.00	3,273.00	3,625.00	3,987.61	3,112.75

1	2	3	4	5	6
1985-86	51,100	6,246.38	8,134.10	7,865.65	5,244.99
1986-87	8,800.00	5,000.00	5,278.63	5,711.72	5,035.82
1987-88	25,623.00	4,670.00	5,008.00	4,958.39	2,070.41
1988-89					
1989-90	No drought situation in the State				
1990-91				1671.84	
1991-92	5,000.00	-	1.566.50	1723.00	-
II.Flood Relief					
1980-81	2,556.71	347.50	NA	584.50	100.87
1981-82	1,163.65	281.37	NA	411.93	117.46
1982-83	2,080.24	442.95	NA	522.93	-
1983-84	1,800.85	329.34	394.09	500.81	99.70
1984-85					
1985-86	No flood situation in the State				
1986-87					
1987-88					
1988-89	28,571.00	1,537.58	1,526.75	1,403.88	-
1989-90	8,088.88	1,025.87	1,115.58	870.38	-
1990-91	8,100	-	675.00	303.40	-
1991-91	1,440.00	-	3,144.50*	3,877.00	2025.00

Note:* inclusive of State share of Rs. 675.00 Lakhs.

Table No.8.85

Table showing the funds released under'Calamity Fund' for the year 1992-93 (from 1st April 1992 to 31st March 1993)

(Rs. In lakhs)

Sl. No.	District	Balance Available with the D.Cs as on 1.4.92	Relief on Account of accidental fire	Repairs to damage M.I.tanks & canals	Crop compensa-tion	Flood Releif	Drinking water supply	Employment Generation	Fodder supply	Total	Grand total
1.	Bangalore	147.12	7.00	5.00	0.15	10.00	20.00	-	-	42.15	189.27
2.	Bangalore (R)	95.08	2.00	20.00	60.00	15.00	5.00	-	-	102.00	197.08
3.	Kolar	116.97	3.00	40.00	150.00	30.00	25.00	25.00	-	273.00	389.97
4.	Tumkur	239.31	17.00	30.00	25.00	60.00	75.00	-	-	207.00	446.31
5.	Chitradurga	19.08	2.00	50.00	25.00	409.10	25.00	-	-	511.10	530.18
6.	Shimoga	16.71	2.00	54.50	-	224.95	15.00	-	-	296.45	313.66
7.	Mysore	158.12	2.00	10.00	-	60.87	25.00	10.00	-	107.87	265.99
8.	Mandya	38.30	2.00	8.00	-	10.00	10.00	-	-	30.00	68.30
9.	Chikmagalur	38.30	2.00	27.50	-	169.80	20.00	5.00	-	224.30	262.33
10.	Hassan	4.90	7.00	11.50	15.00	60.75	20.00	10.00	-	124.25	129.15
11.	Kodagu	36.18	2.00	20.00	-=	40.50	10.00	-	-	72.50	108.68
12.	D.Kannada	132.30	2.00	15.00	5.00	137.15	15.00	-	-	174.15	306.45
13.	Gulbarga	257.83	2.00	32.50	-	35.00	225.00	160.00	28.00	512.50	770.33
14.	Bidar	114.45	2.00	5.50	-	0.25	95.00	33.00	2.00	137.75	252.20
15.	Raichur	119.49	2.00	94.50	125.00	1399.65	60.00	90.00	10.00	1781.15	1900.64
16.	Bellary	173.28	12.00	100.00	100.00	1004.60	80.00	55.00	5.00	1356.60	1529.88
17.	Belgaum	21.84	2.00	6.00	15.00	39.00	108.37	20.00	-	190.37	212.21
18.	Bijapur	184.18	7.00	6.00	-	6.50	145.00	75.00	5.00	224.50	428.68
19.	Dharwad	64.89	3.00	55.00	25.00	815.20	35.00	10.00	-	943.20	1008.09
20.	U.Kannada	47.50	2.00	10.50	5.00	164.37	15.00	-	-	196.37	243.87

CHAPTER IX

ADMINISTRATION

CHANGES that have been evidenced in the administrative arrangements in the State in the course of the last one decade are discussed in this chapter. There have been marked changes in the Secretariat Departments. Lokayukta was created to replace the former Vigilance Commission with more powers. Many new field Departments, Boards and Corporations were created. There has been substantial increase in State Revenue, in the field of Commercial taxes, Excise, Registration and Stamp Duty etc., and in Income Tax too in the case of the Central Government.

In Local Self-Government, the Act of 1985 brought about sweeping changes by creating Zilla Parishads and Mandal Panchayatis. Now this arrangement is further changed.

Omissions made in the original state volume due to non-receipt of information on certain State and Central Government field departments are made good by inclusion of details and also major changes introduced in only those departments already mentioned, in their composition, powers or jurisdiction are also mentioned here.

Add to Part II Page 259:

List of Governors who held office from 1956 upto date.

Name	*Period*	
	From	*To*
Sri. Jayachamaraja Wodeyar	1956	to 1964
Gen. Sri. S.M.Srinagesh	1964	to 1965
Sri. V.V. Giri	1965	to 1967
Sri. G.S. Pathak	1967	to 1969
Sri. Dharma Vira	1969	to 1972
Sri. Mohanlal Sukhadia	1972	to 1976
Sri. Uma Shankar Dixit	1976	to 1977
Sri. Govind Narain	1977	to 1983
Sri. A.N. Banerji	1983	to 1988
Sri. P. Venkatasubbaiah	1988	to 1990
Sri. Bhanu Pratap Singh	1990	to 1991
Sri. Khursheed Alam Khan	1991till date.	

Add to Page No. 262:

Legislative Council

The strength of the Legislative Council which was 63 (1957) was increased to 75 in 1987. The Council is now composed of 75 members out of which 25 are elected by the Legislative Assembly members, 25 are elected by local authorities, seven are elected by Registered Graduates and seven by Registered Teachers and 11 are nominated by the Governor of Karnataka.

Add to Page No. 264:

State Secretariat

There were 18 Secretariat Departments as on 1982 which included the Legislature Secretariat, the merged Departments of Cabinet Affairs and DPAR, the Department of Ecology and Environment (1981) and the Department, of Science and Technology (1981). The Secretariat Departments later increased in number by the creation of the Department of Information, Tourism and Youth Services (1984), Department of Energy (1989), Department of Irrigation (1992) Kannada and Culture (1993). In addition, Labour was made a separate Department withdrawing it from Social Welfare. Ecology and Environment were clubbed with Forest; Transport with Home; Institutional Finance and Statistics which was formerly with Food (between April and July 1993) was subsequently transferred to Planning in 1993. Science and Technology continued to be a separate department. Co-operation, which was earlier part of Rural Development, Panchayati Raj and Co-operation was made an independent department. In the following pages, changes that have taken place in the various Secretariat departments and the reshuffling that was evidenced at the Secretariat after 1982 have been mentioned.

After the recent reshuffle of the Secretariat Departments (1993) the current list of the various Secretariat Departments are as follows: (1) Agriculture and

Horticulture; (2) Animal Husbandry, Veterinary Services and Fisheries, (3) Co-operation, (4) Education, (5) Energy, (6) Finance, (7) Food & Civil Supplies, (8) Forest, Ecology and Environment, (9) Health & Family Welfare, (10) Home & Transport, (11) Housing and Urban Development, (12) Industries & Commerce, (13) Information, Tourism and Youth Services, (14) Irrigation, (15) Kannada and Culture, (16) Law and Parliamentary Affairs, (17) Legislature Secretariat, (18) Labour, (19) Personnel and Administrative Reforms (DPAR), (20) Planning, Institutional Finance & Statistics, (21) Public works, (22) Revenue, (23) Rural Development & Panchayati Raj, (24) Science and Technology and (25) Social Welfare.

Add to Page No. 265

DPAR: The Administrative Training Institute, Karnataka Government Secretariat Training Institute, Karnatak Bhavan, New Delhi, Office of the Special Commissioner for Karnataka, Hospitality Organisation (Guest Houses) and Karnataka Lokayukta are also under the administrative control of the DPAR. There are two Additional Chief Secretaries and one of them is assisting the Chief Secretary. The Commissioner of Finance is also of the status of Additional Chief Secretary.

Add to Part 11, page 266:

The Chief secretary, at the Apex of Administration monitors the entire bureaucratic set up of the State.

List of Chief Secretaries of Karnataka.

Sl. No.	*Name of the Chief Secretary*		*Duration*	
			From	To
1.	P.V.R. Rao	ICS	01.11.1956	06.01.1960
2.	N.S. Hiranayya	IAS	06.01.1960	18.11.1960
3.	R.J. Rebello	IAS	18.11.1960	13.11.1962
4.	K. Narayanaswamy	IAS	13.11.1962	01.05.1963
5.	K. Balachandran	ICS	01.05.1963	18.03.1967
6.	K. Narayanaswamy	IAS	18.03.1967	25.08.1968
7.	R.N. Vasudeva	IAS	26.08.1968	07.02.1971
8.	R.J. Rebello	IAS	08.02.1971	01.06.1974
9.	G.V.K. Rao	IAS	01.06.1974	19.07.1977
10.	N. Narasimha Rao	IAS	20.07.1977	28.02.1982
11.	R.A. Naik	IAS	01.03.1982	30.09.1983
12.	T.R. Satishchandran	IAS	01.10.1983	31.10.1987
13.	A.B. Datar	IAS	31.10.1987	30.09.1989
14.	K.S.N. Murthy	IAS	01.10.1989	31.05.1990
15.	M. Shankarnarayan	IAS	01.06.1990	04.01.1991
16.	N.K. Prabhakara Rao	IAS	04.01.1991	31.10.1991
17.	T.P. Issar	IAS	31.10.1991	28.08.1992
18.	J. Alexander	IAS	29.08.1992	30.11.1992
19.	J.C. Lynn	IAS	01.12.1992	

Add to Page No.269:

Revenue Department: Consequent on the introduction of Karnataka Zilla Parishad, Taluk Panchayat Samithis, Mandal Panchayats and Nyaya Panchayats Act 1983, the Divisional Commissioner is relieved of his developmental functions which were hitherto being looked by him. After the constitution of the Zilla Parishad and Mandal Panchayats during the year 1987 all the developmental activities are implemented by the Mandal Panchayats and Zilla Parishads.

The Karnataka Appellate Tribunal, Department of Survey Settlement and Land Records, Stamps and Registration and the Department of Religious and Charitable Endowments are covered under the Revenue Secretariat.

There were many departments that were under the control of or were being dealt by the DRDS (District Rural Development Society). They have been transferred to the Zilla Parishad units of the respective districts on their formation. At present certain department function as an extension of the Zilla Parishad (See section under Local Self-Government).

Add to page No.270:

Transport Secretariat: the Motor Vehicles Department was under the administrative control of the Food and Transport Secretariat. In April 1993 the Transport wing was taken out of the control of the Food and Transport Department and placed under the Home Secretariat, making it the Home and Transport Secretariat. The Motor Vehicles Department is headed by a Transport Commissioner, who also functions as the Chairman of the State Transport Authority, which is a quasi-judicial body. This department has five divisional offices each headed by a Deputy Commissioner for Transport with headquarters at Bangalore, Belgaum, Gulbarga, Mysore and Shimoga. At the district level the Regional Transport Officer is in charge. There are also five Sub-Regional Transport officers depending upon the vehicular strength. Bangalore city has five Regional Transport offices.

Add to page No.271:

Department of Planning. Institutional Finance, and Statistics: The Planning Department has been renamed as the Department of Planning, Institutional Finance and Statistics from July 1993. The Policy and Programme division and the Technical Division are the two divisions of the Planning Department. The policy and programme divisions deals with the policy and co-ordination work. The Technical Division comprises (1) Man Power and Employment Division (2) Project Formulation Division (3) Perspective Planning Division (4) Plan Monitoring and Information Division (5) District and Regional Planning Division (6) Plan Finance and Resources Division. During 1991-92, the Planning Department prepared the draft VIII five year (1992-97) Plan, and Annual Plan 1992-93, initiated the Evaluation Studies of Courses of Electronics in Women ITIs, Crash Programmes of Service Technicians Course in ITI. It also took up the District Computer systems of the National Informatics Network, Computerisation of the data for the formulation of 1992-97 Plan and Annual Plan 1992-93.

Institutional Finance Wing acts as a focal point of co-ordination between Government Departments and Commercial Banks, Regional Banks and other long-term lending financial institutions. With a view to making systematic effort to mobilise finance, the Institutional Finance Wing plays a pivotal role in supplementing and complementing the State's efforts in mobilising additional resources to the integrated Rural Development Programme, Self-Employment Programme for the educated and uneducated youth and Self-Employment Programme for the urban poor, differential interest rate (DIR) scheme for the urban micro enterprises etc., which are designed for the benefit of the economically weaker sections of the society. This Department also plays an important role through the Forum of State Level Banker's Committee and State Level Co-ordination Committee. Institutional Finance Wing draws up Institutional Finance Plan every year for the purpose of providing credit to the socio-economic schemes to be implemented under the State Plan.

The Directorate of Economics and Statistics and the Karnataka Government Computer Centre function under the control of the Planning, institutional Finance and Statistics Department.

Add to Page No. 272:

Animal Husbandry and Fisheries Secretariat: Animal Husbandry and Fisheries Secretariat has undergone many changes. The existing Animal Husbandry and Fisheries Secretariat has under its jurisdiction, the Department of Animal Husbandry and Veterinary Services, the Red Dane Project at Hesarghatta, the Directorate of Fisheries, the Karnataka Milk Federation, the Karnataka Meat and Poultry Marketing Corporation, the Karnataka Fisheries Development Corporation, Mangalore, the Karnataka Inland Fisheries Development Corporation, Bangalore, the Karnataka Co-operative Inland Fisheries Federation, Mysore, the Karnataka Sheep and Sheep Products Development Board, Bangalore, Indo-Danish Fisheries Project at Gokarn and the Institute of Animal Health and Veterinary Biologicals, Bangalore.

Agriculture and Horticulture Secretariat: Agriculture and Horticulture were the two wings of the then Agriculture and Animal Husbandry Secretariat. During the reorganisation of Secretariat in 1984, a separate secretariat for Agriculture and Horticulture was created. The Department of Agriculture, the Department of Horticulture, the Karnataka Agro-Industries Corporation, the Karnataka Seed Development Corporation, the Karnataka State Seeds Certification Agency and the two Universities of Agricultural Science at Bangalore and Dharwad, function under the Admistrative control of this Secretariat.

Energy Department: The Secretariat Department of Energy was created in 1989 by separating it from the Department of Public Works and Electricity It deals with production and distribution of electricity and levying tax on its consumption. The Karnataka Electricity Board and the Karnataka Power Corporation are under its control. The latter looks after production of power through

the Hydro-electric and Thermal power units. Non-conventional Energy also comes under this Department's control.

Add to Page No. 273:

Food and Civil Supplies Department: The Food and Forest Department of the Secretariat has undergone several changes. In the year 1984, the Food Wing of the Food and Forest Department, and the Transport wing of the Home Department were clubbed and the food and Transport Department was formed. In 1993 the Transport Wing was taken out from Food and Transport Department and added on to Home Department. Now the Food Department is called Food and Civil Supplies Department. The newly formed Food and Civil Supplies Department is having under its control the Directorate of Food and Civil Supplies, the Department of Legal Metrology and the Karnataka Food and Civil Supplies Corporation.

Add to page No. 273

Forest, Ecology & Environment Department: The Forest Department has undergone re-organisation for more than a couple of times. It was functioning under the administrative control of Animal Husbandry, Fisheries and Forest Secretariat. Now Forest, Ecology and Environment Secretariat has been created. The Department of Forest has its headquarters at Bangalore housed in `Aranya Bhavan'. The headquarters has three wings viz; (1) Management (2) Development and (3) Wild life, each headed by a Chief Conservator of Forests. They are being supervised and guided by a Principal Chief Conservator of Forests. One more Chief Conservator of Forests is in charge of working Plan and Development. In addition there are four Conservators of Forests, 6 Deputy Conservators of Forests, 4 Assistant Conservator of Forests, 4 Administrative Assistants, Chief Accounts Officer, Assistant Director of Statistics, Project Economist, 5 Gazetted Managers and other supporting staff.

The Karnataka Forests Development Corporation, the Karnataka Forest Industries Corporation and the Karnataka Cashew Development Corporation are under the Administrative control of the Forest Department.

The Ecology and Environment Wing is Primarily concerned with preventing and regulating pollution, conservation of critical eco-systems, Biosphere reserves, restoration, preservation and enrichment of enviornment etc., The Karnataka State Pollution Control Board works under this wing.

Add to Page 274:

Public Works Department: During 1989, Public Works, CADA, Electricity and Irrigation Department has undergone considerable change. Energy was taken out from this Secretariat and a separate Energy Department was created. During 1992, Irrigation was taken out from this Department and a separate Irrigation Department was created. Now, under the control of Public Works Department, following organisations function: Communications and Buildings-North and South Zones, National Highway Zone, the Department of Architecture, Karnataka Ports and Inland Water Transport Department and the Karnataka State Construction Corporation.

Add to Page No.274

Irrigation Department: The Irrigation zones North & South, Minor Irrigation, Hemavathi Project, Tungabhadra Project, Upper Krishna Project, Water Resources Development Organisation, Central Mechanical Organisation, Command Area Development Authorities, Karnataka Engineering Research Station and Water and Land Management Institute function under the administrative control of Irrigation Department.

Add to Page No.276:

Department of Information, Tourism & Youth Services Department: the Department of Information, Tourism and Youth Services was created at the Secretariat level in 1983, and the following field Departments are working under its administrative control now:- 1) Department of Information and Publicity 2) Department of Tourism, 3) Directorate of Youth Services and Sports, 4) Department of Archaeology and Museums, 5) Karnataka State Archives, 6) Directorate of NCC 7) Government Flying School and 8) Karnataka State Gazetteer.

Add to Page No.274:

Department of Co-operation: The Rural Development and Co-operation Department was bifurcated into (1) the Rural Development and PanchayatiRaj Department, and (2) the Department of Co-operation, in January 1984. The Department of Co-operation has under its jurisdiction in addition to the offices of the Registrar of Co-operative Societies, the Directorate of Co-operative Audit, and the Directorate of Agricultural Marketing.

Add to Page No.274:

Rural Development and Panchayati Raj Secretariat: Department of the former Rural Development and Co-operation was bifurcated into Rural Development and Panchayati Raj Department and Co-operation Department. The service matter of the officers of the Development Department coming under the development side as well as Zilla Panchayat, Taluk Panchyat and Grama Panchayat are broadly dealt with in this Department, which included framing of C&R Rules, determination of seniorty, promotion and disciplinary matters etc. The State Institute of Rural Development at Mysore (attached to the ATI, Mysore) and the Public Health Engineering Zone function under the administrative control of the Rural Development and Panchyati Raj Secretariat.

The Karnataka Zilla Parishads, Taluk Panchayat Samitis, Mandal Panchayats and Nyaya Panchayat Act 1983 received Presidential assent on July 10, 1985 and was gazetted on August 2, 1985. The provisions of the Act except Nyaya Panchayats were brought into effect from 14.8.1985. Under the earlier systems

of Panchayat Raj there were directly elected Taluk Development Boards, Village Panchayats, co-terminus with Taluks or groups of villages. The District Development council was provided with consultative advisory and co-ordinating role with the Deputy Commissioner as Chairman. This has been replaced by a new Act in 1993.

The Karnataka Panchyati Raj Act, 1993 received the assent of the Governor on 13th April 1993. Under this there will be a three-tier Panchayati Raj system namely, (1) Zilla panchayat. (2) Taluk Panchayat and (3) Grama Panchayat, which will have elected bodies (see Local Self -Government section in this chapter).

Add to Page No.277:

Law and Parliamentary Affairs: The Department of Law and Parliamentary Affairs in the Karnataka Government Secretariat has six wings viz., (1) Administration Wing (2) Litigation Wing (3) Drafting Wing, (4) Drafting Wing (Kannada), (5) Codification and Publication Wing and (6) Opinion Wing. The Administration Wing is incharge of the administrative matters relating to the Department of Law and Parliamentary affairs and deals with the administrative matters of the following departments viz., (1) Office of the Advocate General (2) Subordinate Judiciary (3) Department of Translations and (4) Department of Prosecutions and Government Litigation. The administration wing also deals with the Karnataka Legal Aid Board, a statutory Board constituted under the Karnataka Legal Aid Board Act 1981.

Add to Page No.281:

Department of Science and Technology: The Department of Science and Technology and the Department of Ecology and Environment both created in 1981 were merged under a single Secretariat Department. In April 1993, the Forest Wing was taken out of Animal Husbandry, Fisheries & Forest Department and merged with the Department of Ecology & Enviornment and a new Department called "Department of Forest, Ecology and Environment" and a separate `Department of Science and Technology' were created.

The Department of Science & Technology continued to act as a link between technology generators and technology users, assists in diffusion and implementation of technologies and improving scientific and technological awareness through popularisation programmes, training schemes and transfer of technology. It has under its fold (1) Karnataka State Council for Science and Technology, (2) Karnataka Rajya Vignyana Parishat, (3) Drought monitoring cell (4) ASTRA Unit in the Institute of Science, (5) Karnataka Association for Advancement of Science, (6) Community Science Centres and (7) Karnataka State Remote Sensing Technology Utilization Centre.

Kannada and Culture Department: The Kannada and Culture Department newly created in the secretariat in July 1993 has under it, the Kannada Development

Authority or Kannada Abhivrudhi Pradhikara (created to implement Kannada as the Official Language of administration, replacing the former Kannada Watchdog Committee and also to the implement Sarojini Mahishi Committee Report), the Directorate of Kannada and Culture and the Kannada Book Authority *(Kannada Pustaka Pradhikara).*

All the Five Academies, which were attached to Kannada and Culture Directorate also came under the new Department continuing under the Directorate. The Patrika Academy is under the Directorate of Information and Publicity.

Add to Part II page 282:

Divisional Commissioner

The Divisional Commissioner is the head of the Revenue administration in a Division. He is also the chief co-ordinating authority for all departments at the Divisional level. With the formation of the Zilla Parishads with effect from 1st April 1987, the development functions of the Divisional Commissioner have been transferred to the Zilla Parishad which is headed by a Chief Executive Officer who acts as a liaison between the Government and the Council (see also section on Local Self Government). Similarly the supervision of the Development Blocks, the reappropriation and general supervision and control over Rural Development has been transferred to the Zilla Parishad from the Divisional Commissioner.

Add to Part II Page No.282:

Deputy Commissioner and His Subordinates

Consequent on the introduction of the Karnataka Zilla Parishad, Taluk Panchayat Samithis, Mandal Panchayats and Nyaya Panchayats Act 1983, the Deputy Commissioner, the Assistant Commissioner and the Tahsildar have been absolved of the developmental functions from 1987 which were till then a part of their duties. The Deputy Commissioners who were also Deputy Development Commissioners till the starting of the Zilla Parishads cease to exercise such power vested with them as the entire activities of the DRDS came to be transferred to the Zilla Parishads. The Additional Deputy Commissioner's post incharge of DRDS is abolished. There are no changes in the revenue and magisterial functions of the Assistant Commissioner. Bangalore District was bifurcated into Bangalore Rural and Bangalore Urban Districts in 1986 and with its creation, the total number of districts rose to twenty with a corresponding increase in the posts of Deputy Commissioners as well. But Bangalore (Urban) District has no Zilla Parishads and only Bangalore Rural District has one.

Block Development Officer: With effect from 1.4.1987, the revenue functions of the Block Development Officers have ceased as he has to work under the purview of the Zilla Parishad. The Tahsildar alone functions as a revenue authority. The Block Development Officer, is the Secretary of the Taluk Panchayat Samithi under the newly introduced setup.

Add Part II page 285:

Nad Kacheris: With a view to decentralise the revenue administration and ease the pressure on taluk offices, Nad Kacheris or Hobli level offices have been opened throughout the State on an experimental basis from 15th August 1986. The Nad Kacheri is headed by one Deputy Tahsildar. He has the necessary staff. Out of the 21 revenue functions of the Tahsildar, nine have been delegated to this office. Nad Kacheris, two each, are functioning in all the taluks in selected revenue circles of the State, the first chain opened at the rate of one in each taluk on 15th August 1986 and the second chain in each taluk in 1988.

Add Part II page No.286:

Lokayukta

The Karnataka Lokayukta was set up in 1986, replacing the State Vigilance Commission. The institution of Lokayukta is set up in the State for the purpose of improving the standards of Public Administration through investigation of complaints of corruption, favouritism and indiscipline. It also provides for the appointment of one or more Upalokayuktas to investigate and report on the allegations arising out of the conduct of public servants viz. (1) The Chief Minister, (2) A Minister or a Member of State Legislature, (3) A Government servant, (4) The Chairman and the Vice-Chairman or members of a local authority, a statutory body or a corporation established by or under any law of the State Legislature including a co-operative society or a Government company, (5) a Member of a committee or a Board constituted by the Government, (6) persons in the service or pay of the local authority, a statutory body, a corporation or a company owned or controlled by the State Government or a society registered under the Karnataka Societies Registration Act, and (7) A co-operative society or a university established by or under any law of the State Legislature.

The staff of the Lokayukta function broadly under four wings, they are: (1) Administrative Wing (2) Investigation (police) Wing, (3) Investigation (Technical) Wing and (4) Inquiry Wing.

The Administration Wing is headed by a Registrar and is assisted by a Deputy Registrar who are responsible for the entire administrative work of the organisation.

The staff of the Investigation (Police) Wing consists of police personnel stationed in Bangalore as well as in the Divisional and District Headquarters who carry out investigation on the same lines as police officials in the Government set up. This wing is headed by an Inspector General of Police (Director General, Bureau of Investigations).

The Investigation (Technical wing) comprises of a Chief Engineer and his subordinates who carry out investigation into cases requiring skill in engineering and accounts.

The Enquiry wing is manned by eleven officers, six of whom are Additional Registrars. They are District and Sessions Judges on deputation from the High Court while, Civil Judges on deputation from the High Court man the posts of Deputy Registrars. These 11 officers conduct enquiries under the KCS (CCA) Rules and other rules issued for conducting disciplinary proceedings. These functions are performed by them subject to the constant supervision under the control of the Lokayukta and Upalokayukta.

Five Senior Assistant Public Prosecutors and five Assistant Public Prosecutors perform the functions on behalf of the presiding officers. One Public Prosecutor and 4 Assistant Registrars (Legal opinion) form part of the strength of this wing so that the Lokayukta and Upalokayukta receive adequate assistance in the matter of scrutiny of complaints and investigation carried out in accordance with law.

Add to Part II Page 289:

Training: During 1993 the Adminstrative Training Institute, Mysore and the Karnataka Government Secretariat Training Institute, Bangalore have been brought under the administrative control of the Director General, Training. The Administrative Training Institute is also having under its control 18 District Training Institutes in all the districts except Chikmagalur and Bidar. Apart from these, various Departments have their own technical training institutes numbering 118 in all. The Director General Training is also the co-ordinating authority for all the Departments for training officers in General Administration/Management/Rural Development/Gender Orientation/Environmental Concerns etc.. The Director General Training also operate as the Resource Department for provision/arrangements for the essential faculty, course designs, curriculum etc..

Add to page No.351:

REVENUE ADMINISTRATION

State Excise: The Excise Department is the second largest revenue earning department in the State. It enforces various Acts and Rules for the proper collection of revenue.

The following tables show the revenue figures for the year 1984-85 onwards upto 1991-92. Manufacture and sale of toddy was stopped in the state in 1990. So there is no tree tax from 1990-91. Subsequently toddy tapping was permitted in Dakshina Kannada.

Table No. 9.1

Excise Revenue

(Rs. in Crores)

Sl.No.	Details	1988-89	1989-90	1990-91	1991-92	1992-93
1.	Arrack					
	a) Duty	22.85	29.31	42.64	41.47	42.79
	b) Rentals	111.95	145.56	261.00	362.46	329.96
	c) Other receipts	2.88	0.35	0.57	1.62	1.17
		137.68	175.22	304.21	405.21	373.92
2.	Toddy	54.83	65.26	17.86	1.12	-
3.	Beer					
	a) Duty	10.20	10.53	8.89	12.98	18.03
	b) Sannad Fee	-	-	--	0.11	0.06
		10.20	10.53	8.89	13.09	18.09
4.	I.M.L.					
	a) Duty	33.83	54.13	70.34	55.49	74.59
	b) Sannad Fee	14.04	12.98	17.68	25.26	35.20
		47.87	67.11	88.02	80.75	109.79
5.	Rectified Spirit, Denatured Sprit etc.	8.43	11.47	10.49	9.81	13.46
	TOTAL	259.01	327.59	429.47	510.32	515.26

Table No. 9.2

Districtwise Arrack Rentals

Rs. in Crores : Figures are rounded-off

SlNo.	*District*	*88-89*	*89-90*	*90-91*	*91-92*	*92-93*
1.	Bangalore (U)	1.39	1.80	6.86	4.11	5.69
2.	Bangalore (R)	0.29	0.31	1.50	1.75	1.76
3.	Belgaum	0.69	0.79	1.37	1.46	1.67
4.	Bellary	0.45	0.50	1.53	1.52	1.90
5.	Bidar	0.25	0.26	0.38	0.70	0.87
6.	Bijapur	0.32	0.38	0.69	1.01	1.13
7.	Chikmagalur	0,37	0,41	0.89	0.89	0.69
8.	Chitradurga	0.24	0.30	1.23	1.21	1.09
9.	D.Kannada	1.84	1.95	3.03	2.89	2.92
10.	Dharwad	0.46	0.51	1.25	1.27	1.44
11.	Gulbarga	0.52	0.51	1.39	163	202
12.	Hassan	029	0.32	1.43	114	1.23
13.	Kodagu	0.19	0.21	0.47	0.41	0.53
14.	Kolar	0.23	0.36	1.33	1.25	1.19
15.	Mandya	0.34	0.39	1.37	1.30	1.47
16.	Mysore	0.78	0.94	2.21	1.94	2.00
17.	Raichur	0.34	0.35	1.39	1.48	1.71
18.	Shimoga	0.49	0.63	1.48	1.60	1.43
19.	Tumkur	0.26	0.31	1.33	1.33	1.50
20.	U.Kannada	0.27	0.31	0.59	0.54	0.65
	Total	10.06	11.54	31.72	29.43	32.89

Table No.9.3

Annual Rentals of Arrack and Toddy

(Rs. in Crores)

Excise Year	*Arrack*	*Toddy*	*Total*	*Increase over previous year*
1980-81	46.64	16.55	63.19	+33.3
1981-82	74.81	25.89	100.70	+59.4
1982-83	72.89	24.92	97.81	-2.9
1983-84	85.21	36.76	121.97	+24.7
1984-85	102.39	45.65	148.04	+21.4
1985-86	99.58	48.29	147.87	-0.1
1986-87	98.56	49.85	148.41	+0.4
1987-88	107.15	58.62	165.77	+11.7
1988-89	120.68	53.49	174.17	+5.1
1989-90	138.47	62.08	200.55	+15.1
1990-91	380.62	-	380.62	+89.8
1991-92	353.66	-	353.66	-7.1
1992-93	394.79	-	394.79	+12.0

Table No. 9.4

Number of Arrack and Toddy shops

(In Number)

Year	*Arrack shops*	*Toddy shops*	*Total*
1980-81	6,256	5,655	11,911
1981-82	6,452	5,749	12,201
1982-83	6,725	5,714	12,439
1983-84	7,497	6,213	13,710
1984-85	8,368	5,843	14,211
1985-86	8,689	6,621	15,310
1986-87	9,036	6,989	16,025
1987-88	9,593	7,376	16,969
1988-89	9,936	6,439	16,375
1989-90	10,692	6,402	17,094
1990-91	13,365	-	13,365
1991-92	14,232	545	14,777
1992-93	15,396	1,654	15,396

Table No.9.5
Yearwise and sourcewise revenue from State Excise

(Rs. in Crores)

Sl. No.	Particulars	1982-83	83-84	84-85	85-86	86-87	87-88	88-89	89-90	90-91	91-92	92-93
1.	Arrack	91.80	99.76	115.52	108.68	115.45	135.45	137.56	175.20	304.21	405.55	468.32
2.	Toddy	24.94	30.25	36.64	41.53	48.91	58.86	54.83	63.26	17.86	1.12	0.03
3.	I.M.L.	17.55	25.41	29.15	35.16	36.22	41.43	47.87	67.11	88.02	80.67	81.00
4.	Beer	3.30	5.25	6.00	6.71	8.69	8.76	10.20	10.53	8.89	13.07	12.50
5.	Others	2.54	2.56	3.36	4.79	5.54	7.33	8.43	11.47	10.49	9.91	11.15
	State Total	140.13	163.23	190.67	196.87	214.81	251.83	258.89	327.57	429.47	510.32	573.00

Add to Part II page: 352

Stamps and Registration

The Stamps and Registration Department ranks fourth among the revenue earning departments with a revenue of Rs.144 crores for the year 1990-91 and Rs.233 crores for the year 1991-92 to the State Exchequer.

Till the year 1989, the Deputy Commissioners of the Revenue district were the Ex-officio District Registrars, but with the re-organization of the department, the departmental officers have been appointed as District Registrars. The District Registrars are exercising all the powers of the Deputy Commissioner under the Karnataka Stamp Act, 1957. In a way the administrative and statutory powers hitherto vested in the Revenue Department has been vested in the Departmental officers.

Due to the bifurcation of the Bangalore District into Bangalore Urban and Bangalore Rural Districts, there are at present 20 District Registrars in the Department heading the district administration and a total of 202 Sub-Registry offices in the State. The provisions of section 45-A which mainly deals with the under-valuation of properties have been extended to the entire state of Karnataka with effect from 1-4-1991 which has led to the augmentation of revenue to the Government by way of Stamp Duty. In order to have a scientific evaluation of properties, Section 45-E has been introduced. Likewise with a view to assess the market value of individual properties, valuation committees are constituted for each taluk so that more revenue is generated to the Government.

The rates of Stamp Duty, except in a few classified documents is at present 10% by way of Government duty, in addition to surcharge duty variable from 1% to 3% depending upon the jurisdiction and location of the property.

Table No. 9.6

Statement showing the Revenue realised during the last five years under Stamps and Registration.

Year	Stamps Judicial	Stamps Non-Judicial	Registration	Total
1987-88	11,26,13,226	59,76,93,265	14,50,07,568	35,53,19,059
1988-89	15,46,30,247	63,91,53,513	22,70,10,760	107,03,49,520
1989-90	13,05,76,752	73,98,12,286	29,45,43,129	126,49,37,167
1990-91	13,23,64,970	90,90,17,953	35,03,33,123	144,27,71,046
1991-92	24,06,24,746	1,57,23,17,432	47,56,92,022	223,06,34,250

Add to page No.354

Commercial Taxes

The State is divided into 12 divisions for the purpose of administration of tax laws and each division is headed by a Deputy Commissioner of Commercial Taxes. Each division consists of two to three districts except Bangalore City Divisions I, II, III & IV. The assessing authority, audit officers and recovery officers working in these divisions under the direct administrative control of the divisional heads are vested with the powers of levy and collection of taxes. The divisional head is also the First Revisional authority in respect of the orders passed by his subordinate officers.

The appeal and revisional orders passed by the Deputy Commissioner are appealable to the Karnataka Appellate Tribunal. The revisional order passed by the Commissioner and the Joint Commissioner are appealable to the High Court.

There is also an Intelligence wing or the enforcement agency. For the purpose of enforcement activities, the State is divided into six zones viz., East, West, North, South, Central and Mysore Zone with headquarters at Gulbarga, Mangalore, Belgaum, Bangalore, Davanagere and Mysore respectively. Each zone is headed by a Deputy Commissioner of Commercial Taxes (intelligence) and other supporting staff. Mobile squads and flying squads are set up in Bangalore, Mysore, Hubli, Dharwad and Belgaum, to check movement of goods round the clock, particularly at roads not leading to check posts, to nab attempts of tax evasion.

The State has a fairly big network of Sales Tax checkposts. Checkposts are established at the State borders and at the entry points of important business towns and cities. There are 12 border checkposts and 31 internal checkposts.

An Inter-State Investigation Cell is set up exclusively to have liason with other States for exchange of information relating to transactions of inter-state character. An in-house computer system is also established for studying trends in tax collections.

Table No.9.7

Sales Tax Collection in State

(in crores of Rs.)

Year	*K.S.T.*	*C.S.T.*	*Total*
1982-83	271.16	73.62	344.73
1983-84	332.24	74.04	407.22
1984-85	397.14	33.21	435.35
1985-86	510.05	86.15	596.20
1986-87	531.00	116.00	647.90
1987-88	653.33	122.71	776.09
1988-89	819.51	167.73	937.24
1989-90	928.14	153.13	1081.27
1990-91	1033.31	223.61	1316.92
1991-92	-	-	1652.53

Table No. 9.8

Entertainment Tax

The Collection figures for the State are as follows: (in crores of Rs.)

1982-83: 24.71; 1983-84: 26.30; 1984-85: 23.50; 1985-86: 31.21; 1986-87: 33.13; 1987-88; 37.47; 1988-89: 38.22; 1989-90: 40.75; 1990-91: 42.00; 1991-92:47.45

Table No. 9.9

Agricultural Income Tax

Collection figure for the State are as follows: (in crores of Rs.)

1981-82:9.03; 1982-83:6.88; 1983-84:9.67; 1984-85:7.12; 1985-86;6.90: 1986-87:8.71; 1987-88:11.42; 1988-89:10.46; 1990-91:15.52; 1991-92:9.20.

Add to Page No. 262

Table No. 9.10

Other Taxes

(Amount in Crores)

Year	*Profession Tax*	*Luxury Tax*	*Entry Tax*	*Tax on Betting*
1982-83	12.56	0.45	11.10	4.514
1983-84	5.63	0.53	11.16	4.95
1984-85	5.55	0.72	17.24	6.27
1985-86	6.92	1.76	25.63	5.79
1986-87	8.76	2.91	32.02	5.56
1987-88	12.37	2.52	41.47	5.50
1988-89	15.32	3.03	47.41	5.56
1989-90	20.03	5.42	56.67	8.79
1990-91	40.23	6.46	65.49	11.60
1991-92	47.80	9.17	31.34	9.06

Add to Page No.361

Revenue from Forests

Financial achievement of the Forest Department from 1981-82 to 1991-92 are given here year-wise, the figure mentioned after year is revenue in lakhs of rupees: 1981-82: 5014.34; 1982-83: 4772.33; 1983-84: 5731.52; 1984-85: 6014.32; 1985-86: 6111.18; 1986-87: 5698.56; 1987-88: 5637.00; 1988-89: 4995.83; 1989-90: 5757.34; 1990-91: 6330.59; and 1991-92: 7200.00.

Add to page No.364:

Land Revenue Collection

Statement showing the D.C.B for the years to 1987-88, to 1991-92 under Land Revenue, water rate and maintenance cess.

Table No.9.12

D.C.B. Statement

(In rupees)

Year	*Demand*	*Collection*	*Balance*
1987-88	223426095	94301721	129124374
1988-89	132022333	34476954	975415379
1989-90	173266276	33034439	90231736
1990-91	175573322	35590490	89982832
1991-92	177243450	77374333	99863562

Table No. 9.13

Water Rate & Maintenance Cess

Year	*Demand*	*Collection*	*Balance*
1987-88	303330336	90657050	213223235
1988-89	345963698	124412795	221550902
1989-90	366235211	145775776	220459424
1990-91	327697662	105159010	222533652
1991-92	334324319	32674135	251650634

Add to Part II, Page No.363:

Central Excise & Customs

The erstwhile Karnataka Central Excise & Customs Collectorate was formed on 1st July 1957 with jurisdiction over the entire state of Karnataka. The present Bangalore Central Excise Collectorate was formed with effect from 1.6.83 and the Karnataka Customs Collectorate was formed on 16.5.83.

The Customs Collectorate and Central Excise Collectorate in Karnataka falls under the administrative control of the Central Board of Excise and Customs under the Department of Revenue, Ministry of Finance, Government of India. The Union Government by virtue of taxation powers vested in it under Article 246 levies and

collects indirect taxes viz. Customs duties listed under entry No.83 and Central Excise duties under entry No.84 of list I of the 7th Schedule of the Constitution. Duties of excise are levied on all goods manufactured or produced in India (except alcoholic liquor for human consumption, opium, Indian hemp and other narcotic drugs and narcotics) and collected as basic excise duty. The Central Excise Department also takes up the responsibility of collection of other duties viz., additional duties of cesses on behalf of other departments like the Ministry of Agriculture.

The Customs duties are levied and collected as basic customs duty on various items of imports and exports through different agencies of the Customs Department like the Air Cargo Complex (ACC), Inland Container Depot (ICD), Postal Appraisal Depot (PAD) and custom houses in the coast. Custom duty (commonly referred to as countervailing duty) equal to Excise Duty chargeable on a like article is also levied and collected. The Customs Department also takes up the task of prevention of smuggling activities in narcotics, gold, silver, arms and explosives through its agencies i.e., Customs Preventive Units, Anti-smuggling units etc., set up at coastal areas at Mangalore and Karwar as well as at Bangalore.

The Jurisdiction of Bangalore Central Excise Collectorate extends over the revenue districts of Bangalore, Bangalore Rural, Kolar, Tumkur, Mysore and Mandya. The jurisdiction of Customs Collectorate extends over the whole of Karnataka State.

The Karnataka Central Excise & Customs Collectorate has jurisdiction over the entire State of Karnataka consisting of 13 Central Excise Divisions, one Customs Division at Bangalore and one DC's Unit at Mangalore. The Collectorate was bifurcated in 1983 into Bangalore Central Excise, Belgaum Central Excise and Karnataka Customs Collectorate.

At present Bangalore Central Excise Collectorate has 9 divisions with two more divisions on the anvil. The Karnataka Customs Collectorate consists of one Additional Collector's office at Mangalore, 2 Customs Division (one at Bangalore and one at Karwar), Air Cargo Complex, Postal Appraisal Depot and Inland Container Depot.

Table No. 9.14

Yearwise Revenue Collected in the Central Excise and Customs Department.

(Rupees in Crores)

Year	*Bangalore Central Collectorate*	*Karnataka Customs Collectorate*
1988-89	783.41	352.26
1989-90	948.65	466.99
1990-91	1056.14	518.19
1991-92	1247.01	499.04
1992-93	1435.73	582.43

Table No.9.15

Divisionwise statistics of revenue in respect of Bangalore Central Excise Collected for the year 1991-92 is furnished below.

(Rupees. in crores)

Bangalore	I	Division	75.11
Bangalore	II	Division	52.52
Bangalore	III	Division	562.67
Bangalore	IV	Division	169.69
Bangalore	V	Division	60.75
Bangalore	VI	Division	94.78
Bangalore	VII	Division	69.41
Mysore	I	Division	159.23

Add to Page No. 361:

Income Tax

The Income Tax Department of Karnataka is headed by the Chief Commissioner of Income Tax with headquarters at Bangalore consisting of Karnataka I, II & III for assessment and administration of direct taxes. In the year 1990, the headquarters of D.C, South was shifted from Bellary to Bangalore and the office is manned by a Director of Investigation (Income Tax) with Bangalore as its headquarters.

Table No.9.11

Year-wise collection of Income Tax

(Amount in lakhs Rs.)

	1987-88	*1988-89*	*1989-90*	*1990-91*	*1991-92*
Income Tax	24600	36100	39500	33500	49400
Wealth Tax	597	799	1069	1200	1600
Gift Tax	47	77	45	55	34

JUDICIAL ADMINISTRATION

Add to Page No.365

Advocate General

The Law Officers attached to the High Court and Karnataka Adminstrative Tribunal are under the administrative control of the Advocate General for the State.

On the Criminal side, one or more Public Prosecutors are appointed having regard to the quantum of work in the District. On the Civil side, at the District

Headquarters, the District Government Pleaders are appointed and where the work is heavy, the Additional Government Pleaders are appointed. In Taluk Headquarters where there are Munsiffs' Courts there are posts of Assistants Government Pleaders.

Government have entrusted the Government Civil litigation work in Munsiffs' Courts in Taluka places where there are combined courts of Munsiff and Judicial Magistrate First Class to the Assistant Public Prosecutors. This work was attended to by Assistant Government Pleaders earlier. In such cases they are designated as Assistant Public Prosecutors-cum-Assistant Government Pleaders. Government have also entrusted certain supervisory function in this regard to the Department of Prosecutions and Government Litigation.

The advocates on record are appointed to look after the Government Litigation in the Supreme Court. As in 1992 there were many advocates on record to look after State Government Litigation.

Notaries: The Department is incharge of making appointment of Notaries out of the State Government quota in accordance with the Notaries Act and Rules. There are as on 1.1.91, 62 Notaries in the State. Besides, there are Notaries appointed by the Central Government practising as Central Government Notaries in the State.

Official Receivers: The Official Receivers are appointed by this Department under the Insolvency Act. Normally one Official Receiver is appointed for a district for a period of 3 years and his services are continued for another term, if his work is found to be satisfactory. Their appointment is made in the same manner as is done in the cases of Government Pleaders.

Administrator General and Official Trustee: The appointment of Administrator General and Official Trustee is made on the recommendations of the Advocate General, by the Government in the Department of Law and Parliamentary Affairs and he will be under the Administrative Control of this Department.

The establishment of courts is done in the Department of Law and Parliamentary Affairs. The subordinate judiciary consists of the following classes of Courts: (i) City Civil Courts for the Metropolitan City of Bangalore; (ii) District Courts; (iii) Sessions Courts; (iv) Chief Metropolitan Magistrate's Courts and Metropolitan Magistrate's Courts; (v) Civil Judges and Chief Judicial Magistrates'y Courts; (vi) Small Causes Courts and (vii) Munsiff's Courts and Courts of Judicial Magistrates First Class.

Table No. 9.16

Table showing the summary of judicial work in the State.

Court: High Court: Civil cases

Sl. No.	*Nature of cases*		*1985-86*	*1986-87*	*1987-88*	*1988-89*	*1989-90*	*1990-91*	*91-92*
1.	Regular Appeals	T	10986	11791	13429	15147	15299	12774	14104
		D	3223	2290	2169	2998	6149	2353	3131
2.	Second Appeals	T	5169	4582	4859	4390	4415	5025	5101
		D	1586	745	1427	961	654	1160	1643
3.	Civil Revision petitions	T	9914	8984	10704	12713	14522	17194	18252
		D	6068	4471	4806	5374	4017	4587	6596
4.	Sales Tax revision petitions	T	279	262	268	319	347	395	449
		D	76	52	27	57	78	139	158
5.	Sales Tax Appeals	T	65	94	155	149	137	144	10
		D	21	04	24	19	16	54	6
6.	Civil petitions	T	882	994	1072	815	969	978	1037
		D	621	438	586	441	641	581	622
7.	Probate Civil petitions	T	32	32	39	37	91	37	39
		D	21	20	24	24	19	21	16
8.	Testamentory Original suits	T	6	1	2	2	2	2	2
		D	5	-	-	-	1	-	-
9.	Company petitions	T	134	138	211	262	304	358	322
		D	80	57	80	86	69	145	92
10.	Company Appeals	T	2605	2510	2008	3131	3609	4057	4852
		D	715	588	536	1329	446	1436	867
11.	Original Appeals	T	75	75	79	59	53	58	54
		D	17	06	39	26	10	31	25
12.	Writ petitions	T	103980	87756	84390	62379	63752	77279	78749
		D	36929	24383	42377	17300	24551	29267	18250
13.	Writ Appeals	T	6411	6676	5753	4516	4438	5638	4693
		D	3164	3876	3223	2296	2080	2670	3346
14.	Civil referred cases.	T	23	29	39	15	22	24	37
		D	9	-	34	10	14	12	12
15.	Tax refund cases	T	348	371	421	585	479	384	258
		D	8	65	65	15	174	182	164
16.	Election petitions	T	30	33	31	14	27	24	26
		D	2	2	25	7	5	8	10
17.	Contempt of court cases.	T	383	409	320	344	505	1003	1229
		D	283	351	285	268	302	695	1006

Table No. 9.17

Table showing the summary of judicial work in the State

Courts: The High Court: Criminal:

		1985-86	1986-87	1987-88	1988-89	1989-90	1990-91	1991-92
1. Criminal Appeals	T	1259	1640	1723	1914	2243	2521	2067
	D	453	663	718	448	414	1044	887
2. Revision Cases	T	2	1	5	8	5	3	-
	D	2	-	4	5	3	2	-
3. Revision petitions	T	1689	1377	1230	887	945	1403	1223
	D	1005	751	896	747	354	597	554
4. Criminal petitions	T	1561	1677	NA	NA	2186	2641	3024
	D	1123	1233			1186	1882	2172
5. Contempt of Court cases	T	15	13	11	17	23	13	15
	D	11	9	6	7	15	4	9

No. of Judges in the High Court in 1985-86 was 24; in 1989-90 was 25; and in 1990-91 was 28.

Table No. 9.18

Table showing the summary of judicial work in the State

Original Suits: Civil:

Year	*A*	*B*	*C*	*D*,	*Total*
1985-86	T 519	-	26,497	1,04,918	1,31,934
	D 397	-	6,189	34,243	40,829
1986-87	T 600	-	30,518	1,10,442	1,41,560
	D 460	-	6,970	32,361	39,791
1987-88	T 591	163	36,616	1,22,250	1,59,620
	D 428	32	9,088	38,442	47,970
1988-89	T 631	249	42,072	1,32,952	1,75,904
	D 463	77	9,367	43,538	53,445
1989-90	T 664	295	37,707	1,85,811	2,24,477
	D 479	86	29,402	51,623	81,590
1990-91	T 779	358	13,057	1,96,617	2,10,811
	D 585	87	2,981	56,546	60,199
1991-92	T 795	415	15006	210651	226867
	D 983	81	3432	61870	65966

A - Courts of District Judge, B - Family Court Bangalore, C - Courts of Civil Judge, D - Courts of Munsiff., T - Total for disposal and, D - Disposed.

Table No. 9.19

Table showing the summary of judicial work in the City Civil and Sessions Court, Bangalore and Small Causes Court, Bangalore.

Criminal

		1984-85		1985-86		1986-87		1987-88		1988-89		1989-90		1990-91		1991-92	
		T	D	T	D	T	D	T	D	T	D	T	D	T	D	T	D
Sessions cases		250	82	290	153	244	120	278	107	318	112	432	129	716	250	970	213
Criminal cases	A:	179	51	171	51	253	55	253	59	314	81	441	28	622	314	531	154
	B:	354214	145217	364659	100995	383015	169154	373579	123237	418797	162207	406715	123628	446834	241258	352354	12311
Criminal Misscellaneous cases	A:	619	599	815	791	935	903	1119	1085	946	906	1179	1085	1494	1401	1781	1707
	B:	2449	709	2799	719	2972	1178	2692	1018	2732	445	2924	688	2902	496	4388	2084
Criminal Appeals		146	89	141	67	179	132	212	118	239	128	213	104	235	107	226	102
Criminal Revision Cases		114	55	187	100	178	111	235	140	220	129	257	127	265	150	360	195
Total		357974	146802	369062	102876	387776	171653	358288	115764	423566	164018	412161	125789	453068	243976	364610	156766

A: Courts of Civil and Session Judge, Bangalore.
B: Courts of Metropolitan Magistrates.

T. Total for disposal
D. Disposed

Table No. 9.20

Table showing the judicial work in the City Civil and Sessions Courts, Bangalore, Small Causes Courts, Bangalore and Metropolitan Magistrates Court, Bangalore from 1982-83 to 1991-92.

Court: Civil

	1984-85		85-86		86-87		87-88		88-89		89-90		90-91		91-92	
	T	D	T	D	T	D	T	D	T	D	T	D	T	D	T	D
1. Original suits	20205	3706	22224	4646	23992	5093	25470	3879	29002	5809	31064	5043	34763	5558	38966	5605
2. Small causes	10535	6275	11159	6666	11193	7833	16518	9600	17105	9401	19797	9481	21769	14409	18665	13619
3. Execution cases A:	3057	772	3986	1219	4615	1439	4642	1542	4908	1207	5940	1565	5990	1565	6356	1614
B:	10837	4397	13211	5885	13650	8437	11898	5962	14751	8533	15990	9330	18379	11294	22218	15264
4. Miscellaneous: A:	22027	3753	22171	3420	23219	4766	23414	4644	23555	3797	24059	2640	26378	4455	26936	4206
B:	14496	4981	14606	6000	15502	6083	14961	5484	14611	5506	14447	5585	15684	7451	14663	6400
5. Insolvency cases	108	40	83	16	91	12	110	8	135	17	146	10	168	12	171	25
6. Regular appeals.	232	114	128	64	64	19	79	20	70	30	87	47	47	10	44	25
7. Misc. appeals.	1018	94	1185	246	1243	164	1385	596	1531	947	920	486	749	244	647	268
Total	82515	24112	88753	28162	96569	33847	98477	31735	105668	35247	111827	33531	123877	44996	128666	47026

A: Courts of City Civil & Sessions Judge Bangalore. T. Total No. of cases for disposal

B: Small Causes Courts Bangalore. D. Disposed

Table No. 9.21

Table showing the summary of judicial work in the State: Civil

Cases: Small Causes Suits

Year		*C*	*D*	*Total*
1985-86	T	12,339	1,378	13,717
	D	7,278	933	8,211
1986-87	T	13,005	1,036	14,041
	D	6,790	599	7,389
1987-88	T	13,374	847	14,221
	D	7,853	490	8,343
1988-89	T	12,116	705	12,811
	D	6,772	427	7,199
1989-90	T	12,336	546	12,882
	D	7,226	224	7,450
1990-91	T	10,494	607	11,101
	D	6,532	281	6,813
1990-91	T	8824	892	9716
	D	5713	273	6186
1991-92	T	8824	892	9716
	D	5913	273	6186

C - Courts of Civil Judge, D - Courts of Munsiff, T - Total for disposal and, D - Disposed.

Table No. 9.22

Table showing the summary of judicial work in the State

Miscellaneous Cases: Civil

Year		A	B	C	D	Total
1985-86	T	22792	-	57503	414284	494575
	D	5554	-	15943	148666	170163
1986-87	T	27846	-	61486	287739	377071
	D	7946	-	14218	109013	131197
1987-88	T	35112	1816	68624	191804	297356
	D	11102	642	16342	62481	90567
1988-89	T	42743	1966	69786	140938	255426
	D	11743	888	16958	24583	54172
1989-90	T	52693	2138	67849	146144	268824
	D	13302	866	21901	45843	81912
1990-91	T	59475	2266	64694	112480	238905
	D	9630	859	18759	13500	42748
1991-92	T	69342	2553	63143	111938	246976
	D	13805	700	16311	68147	98963

A - *Courts of District Judge*, B - *Family Court Bangalore*, C - *Courts of Civil Judge and*, D *Courts of Munsiff.*

Table No. 9.23

Table showing the summary of judicial work in the State

Execution Cases: Civil:

Year		*A*	*B*	*C*	*D*	*Total*
1985-86	T	1253	-	23918	37678	62849
	D	726	-	10912	14183	25821
1986-87	T	1827	-	26499	38688	67014
	D	1091	-	9727	11408	22226
1987-88	T	1856	59	30218	43645	75778
	D	1171	12	10377	14491	26051
1988-89	T	1759	131	35168	46270	83328
	D	1008	34	13214	14402	28658
1989-90	T	1886	199	35505	58011	95601
	D	950	52	18327	15248	34577
1990-91	T	2260	235	29707	58632	90834
	D	1198	69	10638	19081	30986
1991-92	T	2383	253	33760	61270	97666
	D	1198	35	10754	17622	29609

A - Courts of District Judge, B - Family Court, Bangalore, C - Courts of Civil Judge and, D - Courts of Munsiff.

Table No. 9.24

Table showing the summary of judicial work in the State.

Insolvency Petitions; Civil:

Year		*A*	*C*	*D*	*Total*
1985-86	T	71	81	2	154
	D	19	16	-	35
1986-87	T	81	86	2	169
	D	12	10	-	22
1987-88	T	120	100	2	222
	D	23	40	1	64
1988-89	T	113	84	4	201
	D	19	24	-	43
1989-90	T	133	86	6	225
	D	12	28	3	43
1990-91	T	154	104	3	261
	D	27	21	1	49
1991-92	T	159	138	2	299
	D	29	6	-	35

A - Courts of District Judge, C - Courts of Civil Judge and, D Courts of Munsiff.

Table No. 9.25

Table showing the summary of judicial work in the State.

Regular Appeals: Civil

Year		*A*	*C*		*Total*
1985-86	T	1845	14060	-	15905
	D	395	2982	-	3377
1986-87	T	1950	15052	-	17102
	D	464	3071	-	3535
1987-88	T	2240	16132	-	18372
	D	580	3587	-	4167
1988-89	T	2216	16833	-	19049
	D	304	3419	-	3823
1989-90	T	5241	18021	-	23262
	D	966	4404	-	5370
1990-91	T	5348	18333	-	23681
	D	993	3886	-	4879
1991-92	T	4906	18997	-	23903
	D	739	3913	-	4652

A - Courts of District Judge, and, C. Courts of Munsiff.

Table No. 9.26

Table showing the summary of judicial work in the State

Miscellaneous Appeals: Civil

Year		*A*	*C*	*Total*
1985-86	T	9003	4404	13407
	D	2700	1924	4624
1986-87	T	9158	4520	13678
	D	3076	1782	4858
1987-88	T	9870	5043	14913
	D	3261	2254	5515
1988-89	T	10046	5107	15153
	D	2512	2112	4624
1989-90	T	13600	5236	18836
	D	3109	2411	5520
1990-91	T	17323	5126	22449
	D	4244	2346	6590
1991-92	T	18562	5245	23807
	D	4727	2209	6936

A - Courts of District Judge, C - Courts of Civil Judge.

Statement showing the summary of judicial work in the State Courts:

Civil: Total of all the cases in all courts.

1985-86: T.7,32,545, D. 21,52,340; 1986-87: T.6,30,535, D. 2,08,999; 1987-88: T.5,80,483, D. 1,82,697; 1988-89: T.5,61,882, D. 1,51,864; 1989-90: T.6,44,107, D.2,16,462 and 1990-91: T. 5,98,052, D.1,55,466;1991-92: T.6,28,334; D. 2,12,127.

T: Stands for total for disposal, D: Disposed.

Table No. 9.27

Table showing the summary of judicial work in the State: Criminal- Miscellaneous:

Year		*A*	*B*	*C*	*Total*
1985-86	T	2695	-	24533	27228
	D	2557	-	12984	15541
1986-87	T	3022	-	26859	29881
	D	2906	-	13355	16261
1987-88	T	3716	997	31795	36508
	D	3458	259	15880	19597
1988-89	T	4309	1185	35772	40266
	D	3999	403	16565	20967
1989-90	T	4444	1286	39935	45665
	D	4067	344	17845	22216
1990-91	T	5342	1501	43505	50348
	D	4803	381	17948	23132
1991-92	T	5882	1692	53091	60615
	D	5302	296	24646	30244

A - Courts of District Judge, B - Family Court, Bangalore, and C - Courts of Civil Judge

Statement showing the summary of judicial work in the State

Criminal Cases: 1985-86: T.4,17,101, D. 2,92,281; 1986-87: T. 4,24,138, D. 2,81,251; 1987-88: T. 4,59,659, D. 3,10,610; 1988-89: T.4,70,181, D.3,05,976; 1989-90: T. 4,68,662, D.2,99,627; 1990-91: T.4,40,310, D.2,61,961; 1991-92: T. 4,40,804, D. 2,50,966 (All in courts of Magistrates)

Sessions Cases: 1985-86:T. 2,426, D. 1,098; 1986-87:T.2,944, D.1,108; 1987-88:T.3,464, D.1,167; 1988-89:T.3,911, D.1,170; 1989-90:T.4,467, D.955; 1990-91:T. 5,526, D.1,140;1991-92: T. 6718; D.1185 (in courts of Sessions Judge)

Special Cases: 1985-86:T. 732, D. 321; 1986-87: T. 657, D. 221; 1987-88:T. 767, D. 182; 1988-89: T.886, D. 276; 1989-90:T. 1,047, D. 211; 1990-91: T. 1,604, D.170; 1991-92: T.2311, D, 284 (in courts of Sessions Judges.)

Criminal Appeals: 1985-86: T. 2,850, D. 1,124; 1986-87: T.2,948, D. 1,218; 1987-88: T.3,338, D.1,228; 1988-89: T.3,553, D.1,208; 1989-90: T.3,875, D.836; 1990-91: T.4,545, D.1,021; 1991-92: T,4830; D.978(in courts of Sessions Judges)

Criminal Revision Petitions: 1985-86: T. 3,565, D. 1,767; 1986-87: T.3,650, D.1,736; 1987-88: T.4,162, D.1,772; 1988-89: T.5,598, D. 2,278; 1989-90: T. 6,559, D.2,559; 1990-91: T.7,442, D. 2,689; 1991-92: T8045, D.2699.

Total of all cases: 1985-86: T. 4,54,277, D. 3,12,157; 1986-87: T. 4,64,317, D. 3,01,641; 1987-88: T.5,08,024, D.3,34,593; 1988-89: T. 5,25,534, D. 3,31,946; 1989-90: T.5,30,402, D. 3,26,512; and 1990-91: T. 5,09,941, D. 2,90,160; 1991-92: T.5,23,592, D. 2,86,481.

T = Total for disposal, D = Disposed.

Department of Prosecutions and Government Litigation

The main function of the Directorate of Prosecutions and Government Litigation are; (1) Arranging for conduct of prosecutions in criminal cases on behalf of the State in the Court of Magistrates and Sessions Judges; (2) To advise and guide the investigating officers in the Police Department and officers of other Department of Government of Karnataka in the investigation and prosecutions of Criminal cases; (3) To scrutinise the judgements and orders in acquittal and discharge cases respectively rendered by the Court of Magistrates and Sessions Judges and to recommend to the Government for preferring appeals or revisions in deserving cases against the judgements of acquittals and orders of discharge; (4) To render advice to the concerned Departments of the Government of Karnataka in general in all matters relating to investigation and prosecution of criminal cases; (5) To render advice to Government with regard to withdrawal of prosecution cases when the same are referred to the Directorate by the Government.

The statistics of the Criminal cases filed and disposed as in 1991.

1.	Total number of cases disposed of	2,27,423
2.	Total number of cases that ended in conviction	1,78,664
3.	Total number of case reviews that ended in acquittal and discharge	48,759
4.	Number of cases in which recommendations were made for filing appeals	1,221
5.	Number of cases in which recommendations were made for revision	689
6.	Number of cases in which neither appeals nor revisions recommended.	46,849
7.	Number of opinions furnished to investigating officers and officers of other department.	663

Out of 2,27,423 Criminal cases that were disposed off during the period as many as 1,78,664 cases ended in conviction, as already stated in the Table.

The Department is exercising supervision over the conduct of Government Civil Litigation work relating to the courts of the Munsiff Magistrates in the State.

The statistics are furnished below:

1.	Total number of judgement and orders in Civil cases reviewed	1,161
2.	Recommended for appeal	193
3.	Recommended for revision	7
4.	Not recommended for appeal or revision	36
5.	Suit dismissed (no action felt necessary)	925

Out of 1,161 civil cases that were disposed off during the period, 925 suits were decided in favour of the Government. The percentage of the suits decided in favour of the Government is 82%.

Karnataka Legal Aid Board

The Karnataka Legal Aid Board has been constituted under the provisions of the Karnataka Legal Aid Board Act 1981. Under the aegis of the Karnataka Legal Aid Board, the Board has 140 Committees at various districts and taluka places in the State. These committees extend legal aid in deserving cases so that persons belonging to weaker section of the society get equal protection of the laws. Persons whose income does not exceed Rs.8,000 per annum are eligible for legal aid to file, to defend and to conduct their cases before all the courts, tribunals and other authorities as per the Karnataka Legal Aid (District and Taluk Committees Scheme, 1983), This income limit is not insisted in respect of Scheduled Castes/Scheduled Tribes, persons in custody, Jawans, and Ex-Jawans.

The seminars and workshops are also conducted at various places to meet the object. Matrimonial Counselling Centre is working in the Office of the Board having periodical sittings for the settlement of disputes between husband and wife.

1. Legal Aid: Totally 2,615 persons are given free legal aid before courts and tribunals and 1,947 persons have received free legal advice in 1991.

2. Legal Aid Camps: The advocates on the panel of the committee visit the villages and extend free legal advice to the villagers on their problems and also educate them on some basic laws. While doing so, the persons eligible for free legal aid are identified; 69 such camps are organised and 1,875 persons have been benefited (1991).

3. Legal Literacy: 47 lecture programmes were organised for 2,167 youths drawn from rural areas to educate them on basic laws (1991).

4. Legal Aid given in matrimonial cases: A Marriage Counselling Centre is run by the Board's Office with the assistance of various experts and in this year in 23 cases (1991), free legal aid was given. In this regard it is also proposed to conduct the Family Counselling Centre regularly at the District Legal

Aid Committee Office at Bangalore with the Co-operation of Karnataka State Social Welfare Advisory Board.

5. Lok Adalat: This is a system available for settlement of disputes which are pending before various courts. Disputes which can be settled are identified and then the co-operation of the parties is requested for to attend the Lok Adalat Sessions. Retired Judges having vast experience in settlement of disputes and who are committed to the cause are requested to sit as conciliators and to make reasonable suggestions on the basis of the facts and law.

During 1991, 156 Lok Adalat Camps were conducted 1,96,227 cases have ended in compromise in these camps; 4,489 relate to motor vehicle accident cases whereas 1,91,738 relate to criminal, civil and traffic disputes. In accident cases a total compensation of Rs.7,51,13,447 was disbursed.

Karnataka Administrative Tribunal

Tribunals for adjudiciation of disputes in specified subject were felt necessaary to reduce the mounting arrears in High Court and secure speedy disposal of cases relating to these subjects. Under the provisions of Administrative Tribunals Act of 1985, Karnataka Administrative Tribunal was constituted with effect from 6th October, 1986. The Tribunal consists of Chairman, Vice-Chairman, Administrative member and Judicial member. The benches of the Tribunal normally consists of Judicial member and an Administrative member. Presently the Chairman is a High Court Judge (Judicial) and the Vice -Chairman (Administrative).

On the constitution of the Tribunal 9,611 writ petitions which were pending in the High Court of Karnataka and 163 cases which were pending before the other Courts stood statutorily transferred to the Tribunal. Between 6-10-86 and 31-12-86, 385 Regular Applications were filed in the Tribunal. During 1987 and 1988, 4,314 and 5,553 Regular applications were filed in the Tribunal respectively. During 1989 upto 22nd Sept 1989, 5,100 applications were filed. The total number of applications filed was 25,153 of which 22,202 regular applications were disposed. The number of applications pending as on 22nd Sept 89 was 2,951. The following statement shows the No. of cases instituted, disposed of as on 22nd Sept.89 in the Karnataka Administrative Tribunal, Bangalore. There are five Group A, 13 Group B and 159 Group C and D Officials in the Tribunal.

Receipts					Disposal			
Year	Regular Appli-cation	Contempt Appli-cation	Review Appli-. cation	Total	Regular appli-cation	Contempt appli-cation	Review appli-cation	Total
1986	10159	-	-	100159	10090	-	-	10090
1987	4341	119	115	4575	4285	116	109	4511
1988	5553	289	243	6085	5182	279	225	5686
1989 Upto Setpt	5100	439	313	5852	2644	245	180	3069
Total	25159	847	671	26671	22202	640	514	23356

Karnataka Appellate Tribunal

The Karnataka AppellateTribunal was constituted on 1st January 1976 by KAT Act 1976, with a Chairman and has the jurisdiction over the entire state. The main functions of the Tribunals are to exercise the appellate powers vested in it by different statutes namely the Karnataka Land Revenue Act, the Karnataka Co-operative Societies Act, the Karnataka Sales Tax Act etc., As in March 1989, there were one Chairman, two Revenue members two co-operative members, two Commercial Taxes members, eight members(District Judges), one Secretary and Three Assistant Secretaries assisted by other staff.

Central Administrative Tribunal

The Central Administrative Tribunal started functioning from 1st November, 1985 for dealing with disputes relating to the service of persons appointed in Central Government or authorities, boards, etc., under the contral of the Government of India. In Bangalore, a bench was constituted on 3-3-1986 with jurisdiction over the states of Karnataka and Andhra Pradesh. With effect from 30th June 1986, Bangalore Bench has the jurisdiction over Karnataka only as the Hyderabad Bench was constituted. The Bangalore Bench is presided ever by a Vice-Chairman(a High Court Judge) and consists of other three members. Besides, there are one Registrar, two Deputy Registrars and 71 other staff. The Following table shows the number of cases instituted, disposed from 1985 to 1990(as on 28th February).

Statement showing the number of cases, instituted, disposed, in Central Administrative Tribunal, Bangalore, from 1985-1990.

class of Application.	Number of cases as in Feb.28th									
	1986		1987		1988		1989		1990	
	Instituted	Disposed	I	D	I	D	I	D	I	D
Original Applications.	704	804	1035	1035	2018	1929	1177	532	163	12
Transferred Applications	1349	1349	59	59	41	40	14	12	1	-
Civil contempt petitions	8	8	56	56	442	441	95	82	7	2
Review applications.	33	33	160	160	133	133	118	118	22	-
Miscelleneous Petitions	2094	23094	1312	1311	2638	2547	1404	744	193	14

POLICE ADMINISTRATION

As in 1993 the State Police Department consisted of 20 police districts, three Police Commissionerates at Bangalore, Mysore and Hubli Dharwad Cities, 78 sub-divisions, 180 circles, 727 police stations and 309 police out-posts. The strength of police force was 58,639. The Director General and Inspector General of Police is the head of the Police Department. He is assisted in the headquarters

by the following officers: (1) Additional Director General of Police (Administration), (2) Additional Director General of Police (Law & Order), (3) Additional Director General or Police Commissioner for Traffic and Road Safety, (4) Additional Director General of Police, Karnataka State Reserve Police, Police Housing and Welfare, (5) Additional Director General of Police, Grievances Cell (6) Deputy Inspector General of Police (headquarters), (7) Deputy Inspector General of Police (Planning, Research and Special Units), (8) Deputy Inspector General of Police (Administration), (9) Assistant Inspector General of Police (Crime and General) (10) Superintendent of Police, Motor Transport, (11) Public Relations Officers, (12) Deputy Controller for Finance, (13) Asst. Controllers of Finance-2, (14) Deputy Superintendent of Police (Law), (15) Deputy Superintendent of Police (Crime), (16) Administrative Officer and (17) Gazetted Headquarters' Assistants-4.

The field administration of the Police Department is divided into 12 units: (1) Special Units, (2) K.S.R.P. (3) Intelligence Wing, (4) Bangalore City Police, (5) Mysore City Police, (6) Hubli-Dharwad City Police (7) Police Ranges (8) Police Districts, (9) Police Computer, (10) Police Wireless (11) Police Motor Transport Organisation and (12) Police Training Wing.

Special Units: The administrative set-up of the special units are as follows: (1) Director General of Police, Crimes and Training, (2) Additional Director General of Police, Computer Wireless and Modernisation Schemes, (3) Inspector General of Police & Director General of Police, Corps of Detectives, (4) Dy. Inspector General of Police, Criminal Investigation Department, and (5) Inspector General of Police, Forest

The Inspector General of Police, Civil Rights Enforcement Cell is assisted by the Dy. I.G.P, Civil Rights Enforcement Cell and the Inspector General of Police, Training is assisted by Dy. Inspector General of Police, Training. The Director General of Police, Crimes and Training oversees all the police training in the State and also supervises the work of various units viz., Corps of Detectives, Civil Rights Enforcement Cell, Forest Cell, Food Cell, Computer, Wireless and Technical Services.

The Inspector General of Police, Corps of Detectives is assisted by Deputy Inspector General of Police, Criminal Investigation Department, Dy. Inspector General of Police and Dy. Inspector General of Police, Forest. Besides he also monitors the investigation of all property offences.

The Inspector General of Police, Civil Rights Enforcement Cell monitors the investigation of all offences against weaker sections of society registered under the Protection of Civil Rights Act, and the Scheduled Caste and Scheduled Tribe Prevention of Atrocities Act, 1989.

Food & Civil Supplies Enforcement Department: This was formerly known as Food Cell. The Deputy Inspector General of Police and Director Food and Civil Supplies Enforcement Department is assisted by Superintendent of Police

and Deputy Superintendent of Police. This department organises raids independently to prevent and detect cases of hoarding, smuggling, black marketing, and other malpractices pertaining to the Essential Commodities Act.

Finger Print Bureau: This unit is working under the control of Additional Director General of Police, Technical services, Bangalore. The Finger Print Bureau provides training to military personnel also and in 1991, 310 persons were trained.

Forensic Science Laboratory: This unit is functioning under the control of Additional Director General of Police, Technical Services, Bangalore. It provides specialised technical services in matters relating to investigation and detection of crimes. Expert opinion on hand-writing, ballistics, and chemical analysis is also furnished by this laboratory. In 1991 a high performance thin layer chromatography scanner has been purchased.

District Scientific Aid Unit: These units are provided with mobile vans carrying scientific equipment. The officers of these units assist the investigating officers in collection and preservation of physical and biological clues from the scene of crime.

Civil Rights Enforcement Cell: This cell is under the control of the Inspector General of Police, Civil Rights Enforcement Cell. This Cell is monitoring the cases registered under the Protection of Civil Right Enforcement Cells at Belgaum (North Range), Gulbarga (North-East Range), Mysore (Southern Range), and Bangalore (Central Range), each headed by Deputy Superintendent of Police. In 1991, 694 cases of atrocities against the members of Scheduled Castes and Scheduled Tribes were reported and 696 cases were reported under the Protection of Civil Rights Act. The figures for 1989 and 90 are 733 and 807 respectively.

Intelligence: 1) This unit is headed by an Officer of the rank of Inspector General of Police at Bangalore (Headquarters) and 4 Superintendents of Police (Intelligence) at Belgaum, Gulbarga, Mysore. and Mangalore. This machinery collects intelligence on matters of law and order in the State.

Bangalore City Police

The Director General of Police andCommissioner of Police heads the City Police. He is assisted by an Additional Commissioner of Police and 8 Deputy Commissioners of Police, in charge of the following areas of work. (1)Headquarters, (2) Law and Order - East, (3) Law and Order - West, (4) Crime, (5) Traffic (6) Special Branch, (Intelligence), (7) City Armed Reserve (south) and(8) City Armed Reserve (headquarters).

There were 79 police stations and six police out-posts in Bangalore as in 1993, under the supervision of 10 Assistant Commissioners of Police. A control

room is functioning in Bangalore. The Bangalore City Police presently comprises of 10 divisions each under the supervision of one Assistant Commissioner of Police. The divisions are:

1) Central Division
2) Basavanagudi Division.
3) Ulsoor Gate Division
4) Ulsoor Division
5) Frazer Town Division
6) Chickpet Division
7) Seshadripuram Division
8) Malleshwaram division
9) Kengeri Gate Division
10) Yeshwanthpur Division

A Contral Room is functioning in Bangalore city.There is a city Crime Branch for the investigation of complicated property offences and for rounding up of pick-pockets, criminals etc. The city crime record bureau maintains statistical data of the daily occurrence of crime from class I to IX, Rowdy Sheets and attends to process, crime and occurrence sheets and missing persons. The computer and photography section are attached to this bureau.

The Special Squad deals with the prevention of gambling, S.I.T., detection of offences under special and local laws, drug abuse and other works entrusted by the Commissioner of Police.

There are six Traffic Zones and one Traffic Mobile Zone. The Accident Relief Unit of the Traffic Branch provides relief and medical aid to the victims of road accidents by reaching upto them.

Mysore City Police: The Commissioner of Police, Mysore City is of the rank of Deputy Inspector General of Police. Besides there are two Deputy Commissioners of Police (Superintendents of Police) and two Deputy Superintendents of Police, and other supporting staff. There were 16 police stations and two out-posts in the City in 1991.

Hubli-Dharwad City Policy: As in Mysore City, the Commissioner is of the rank of D.I.G. of Police. Besides there are two Deputy Commissioners and two Assistant Commissioners of Police and other supporting staff. There were 12 police stations and two out-posts in the City.

For the purposes of administration, the State is divided into six police ranges each headed by D.I.G. of Police.

1. Central Range, Bangalore:	Bangalore, Tumkur, Kolar Districts and K.G.F.
2. Eastern Range, Davanagere:	Chitradurga, Shimoga and Bellary districts.
3. Northern Range,Belgaum:	Belgaum, Dharwad and Bijapur districts.
4. North-Eastern Range, Gulbarga:	Gulbarga, Raichur and Bidar districts.
5. Southern Range, Mysore:	Mysore, Mandya, Kodagu and Hassan districts.
6. Western Range, Mangalore:	Uttara Kannada, Dakshina Kannada and Chikmagalur districts.

There are 20 police districts in the State with K.G.F. as a separate police district. Each district is headed by a Superintendent of Police. Each police district is divided into Sub-divisions, Circles and police stations headed by Deputy Superintendents of Police, Circle Inspector of Police and Inspectors of Police respectively.

Railway Police: This unit is headed by an Officer of the rank of Deputy Inspector General of Police and Superintendent Police assisted by two Deputy Superintendents of Police and other supporting staff. There are four Railway Circles with 18 Railway Police Stations and 25 out-posts.

Police Computer Unit: This unit is headed by the Additional Director General of Police. He is assisted by a Superintendent of Police, Computer Wing. A total number of 2,27,760 computer slips of crime-criminal statistics have been keyed in 1991, and 5,694 Finger Print Bureau records have also been keyed.

Police Wireless Unit: This unit is headed by a Superintendent of Police (wireless) assisted by a Deputy Superintendent of Police, a Special Officer, Zonal Divisional Supervisors of the rank of Police Inspectors and Sub-Inspectors. Bangalore is linked with all district headquarters on high frequency telegraphy, radio telephony and high frequency radio telephony communications.

Communication is provided to all State Intelligence Officers. Dedicated point to point T.P.Links are provided for clearance of law and order messages from State Headquarters with District Headquarters Viz., 'Automex' installed at Headquarters (Bangalore). This facility has been provided to COD Headquarters and Intelligence Headquarters.

Police Motor Transport Organisation: The Police Motor Transport Organisation in the State is under the charge of a Superintendent of Police. There are workshops at Bangalore and Belgaum. The Police Training and Maintenance School at Yelahanka imparts training to Motor Transport Personnel.

Police Training: Training to the Police personnel is imparted in (1) Police Training College, Mysore, (2) Karnataka State Police Training School, Channapatna, (3) Police Training School, Magodu and (4) Armed Police Training School, Bangalore. In Mysore, training is imparted to Probationary Deputy Superintendents of Police and the Police Sub Inspectors. Refresher courses for Police Inspectors and Sub-Inspectors are also conducted in the Police Training College, Mysore and Channapatna. Training is imparted to Karnataka State Reserve Police Personnel at Police Training School, Khanapur.

Add to page No.414:

Women Police

As in 1993 the sanctioned strength of women police in the state was 13 Police Inspectors, 26 Sub Inspectors, 2 ASIs, 140 Head Constables, and 428 Constables of which 10 Women SIs, 2HCs, and 1 WPC were working at Airport. The Women Police are engaged in the enforcement of Prevention of Immoral Traffic Act, search of women suspects and in dealing with juvenile delinquents. The Dowry Cell in the Criminal Investigation Department consists of 13 posts of Women Inspectors, one post of WPSI, 1 post of WPHC and 1 post of WPC.

The Karnataka Police Academy is headed by a Director of the rank of I G P and assisted by Director of the rank of SP. This Academy trains (1) IPS Probationers allotted to Karnataka State (2) Probationery DSPs (Basic Training) and (3) Probationary Sub Inspectors (Basic Training). In addition it runs various in-service training courses.

Add to page No. 415:

Dog Squad: There were (1993) 24 dog squads in the State: at Bangalore city (12), Dog training centre, Bangalore (6), Mysore (6), Belgaum (6), Gulbarga (6), Bellary (2), Chitradurga (2), Dharwad (2), Bijapur (2), Hassan (2), Shimoga (2), Mangalore (3), Kolar (2), Bangalore Rural District (2), KGF (2), Tumkur (2), Uttara Kannada (2), Chikmagalur (2), Mandya (2), Kodagu (2), Bidar (2), Raichur (2), Police Commissioner, Mysore city (2), and Dharwad (2).

Firing Incidents

Police resort to firing when it is impossible to control the mob by any other mode of control. Recently i.e., in 1989 police resorted to firing 34 times wherein 5 persons were killed. The places were Ramanagaram, Madhuvanahalli, Belgaum in April 89; Devanahalli, Lingapattana Village (Mandya Dist), Ajjampura, Kallahalli Road (Bellary Dist) in May 89; Adigarakallhally (Bangalore Dist., twice), Sindgi (Bijapur Dist.), Madikeri, Aralithaltu (Kodagu Dist), Billahally (Chikmagalur Dist. in June 89; Ramaswamy Palya, Banasawadi, Doddaballapura, Binnypet, Parvathinagar, Basavangudi, Wilson Garden, Bangalore Urban (all in Bangalore city) dist., Attibele (Bangalore Dist), Bellary, Jevargi (Gulbarga Dist.), Buddivanthanahalli (Kolar Dist), Tumkur, Bellary in Oct. 89; Arsikere, Rajaghatta Village (Bangalore Dist), Afzalpur (Gulbarga dist), Khaji Hosahalli (Bangalore dist) in Nov.89; Hoskote (Bangalore Dist); Vishwanathanagenahalli, Kodigehalli, Devarajeevanahalli, Hebbal (Bangalore city). In 1990 Police resorted to firing 69 times resulting in 17 deaths and injury to 46 persons. The number of incidents which resulted in police firing in 1989, 90, 91 and 92, for various reasons are as follows:

	1989	*1990*	*1991*	*1992*
Communal disturbances	8	41	9	23
Political	5	2	1	10
Sandal wood smuggling	8	6	2	4
Robbery	6	3	1	2
Other reasons	18	17	28	12
Total	45	69	41	15

Communal Riots

The communal roits are mainly in respect of disputes arising out of land, burial ground, place of prayer, inter caste disputes, religious festivals, eve-teasing, etc. The number of instances of communal disturbances from 1985 to 1990 are as follows: 1985-62; 1986-45; 1987-64; 1988-55; 1989-32; and 1990-134.

In 1990, 1833 cases have been registered, 69 persons have lost their lives and 563 persons have been injured in communal disturbances. About 16,050 persons were arrested and a sum of Rs.1.15 crores have been paid as compensation. Nearly 200 places of worship have been damaged. In 1992, 4,340 cases have been registered, 99 persons lost their lives, and 1,092 were injured. A sum of Rs. 1.86 crores has been paid as compensation.

Police Grivances Cell

The main aim of the Cell is to redress the grievances of the public promptly, and efficiently. An officer of the rank of Additional D.I.G. is functioning as Special Officer for enquiries at Police Head Quarters, Bangalore since April 1984. At the district level, the Deputy Superintendents of Police, are appointed as grievance officers. In 1989, 568 petitions from the Government and 5,203 petitions from the public were received and of which 512 and 4,680 respectively were disposed off. In 1990 petitions numbering 998 from Government and 5,936 from public were received and 826 and 5,359 were disposed off. In 1991, 1,028 petitions from Government and 5,382 from public were received of which 763 and 3,598 were disposed off. In 1992, 1,132 petitions from Government and 3,429 from public were received of which 764 of Government and 1,243 of public were disposed off.

Corps of Detectives

Corps of Detectives continued to detect and deal with various types of professional offences, whitecollar crimes and cases of counter-feiting of coins and currency. Cases of misappropriation in the co-operative sector and dowry deaths are also being investigated by COD. By the end of 1989, 577 cases were pending and 800 cases were received for investigation, of which 117 cases were charge sheeted, 24, 'B' sheeted, 262 'C' sheeted and 7 cases were otherwise disposed, leaving 967 cases pending. Out of 107 cases of enquiries, 51 enquiries were disposed off. In 1990, 1,870 cases were received and 636 cases were charge -sheeted, 104 cases were closed and eight cases were disposed off otherwise. In 1991, 3,050 cases were reported, of which 636 cases were charge-sheeted, 21 cases were 'B' reported, (i.e., cases were not made out), 168 cases were 'C' reported (not detected) and 36 cases were otherwise disposed off. As on 31st Dec.1991 the cases pending were 2,189.

CID - Forest Cell

The Forest Cell is working under the control and supervision of DIG of

Police, CID (Forest) Bangalore, and assisted by IGP, DIGP and Dy. Superintendent of Police. This Cell has mobile units functioning in Mysore, Mangalore, Kodagu, Hassan, Shimoga, Belgaum, Uttara Kannada and Dharwad Districts. In 1989, this cell had detected 969 cases and seized forest wealth including sandalwood worth Rs.2.49 crores. In 1990, 1,608 cases including 1,088 cases of sandalwood smuggling, were detected, and 2,047 persons were arrested (1,406 persons connected with sandalwood theft). In 1990 Rs.4.12 crores worth of forest wealth has been seized. In 1991, 1,227 cases including 611 sandalwood cases were registered and 1,547 persons were arrested including 822 persons in sandalwood cases. In total 163 vehicles were seized and the total forest produce seized was worth Rs.159 crores.

Table No. 9.28

Police Statistics of Karnataka for the years 1983, 1985, 1989, 1991 and 1992.

Sl. No.	*Parameter*	*Figures for the year*				
		1983	*1985*	*1989*	*1991*	*1992*
1		*2*	*3*	*4*	*5*	*6*
1.	Population Projection (in crores)	3.91	4.09	4.38	4.48*	4.61
2.	Police Force					
	a. Civil (Men+Women)	26,797[1]	28,060	29,889	30,765	32,033
	b. Armed + Wireless	11,142 [2]	11,744	12,312	12,750	12,173
	c. State Reserve Police	4,161	5,424	5,424	6,494	6,494
	d. Overall Police Force (a+b+c)	42,100	45,428	47,625	50,009	50,702
3.	No. of Police out-posts	317	307	305	317	317
4.	No. of Police Stations	610	651	677	696	696
5.	No. of Police Circles	155	172	178	178	178
6.	No. of Police Sub-Divisions	72	75	77	77	77
7.	No. of Police Districts (excluding Rly. Police unit)	20	20	20	20	20
8.	No. of Police Ranges.	6	6	6	6	6
9.	No. of Police Commissionerates.	1	1	3	3	3
10.	Gross Crimes reported (I.P.C)	76,287	82,691	68,803	1,04,489	1,05,214
11.	Murders reported	947	1,002	917	1,421	1,465
12.	Dacoities reported	166	175	169	337	499
13.	Robberies reported	589	471	297	513	585
14.	House breaking thefts reported	9,069	6,978	6,102	9,293	8,847
15.	Riots reported	5,730	5,821	5,235	9,054	10,191
16.	Fatal Motor Accidents reported	2,090	2,476	2,958	3,642	4,257

Foot notes:1 Excluding figures of Civil Women Police Strength

1	2	3	4	5	6
2 Excluding figures of Wireless Police Strength.(*) As per 1991-Census.					
17. Police Expenditure (for the years 1982-83, 1984-85, 1988-89, 1991-92 and 1992-93)					
a. Per year (in crores of Rs.)	52.78	70.90	115.70	180.94	200.62
b. Daily average (in Rs. Lakhs)	14.46	19.42	31.70	49.57	54.96
18. Density of Civil Policemen per 100 Sq.Km. Area	13.97(*)	14.63	15.58	16.04	16.70
19. Density of overall Policemen per 100 Sq.K.m. Area	21.95	23.69	24.83	26.07	26.44
20. Average area (in Sq,Km) of one.					
a. Police Station	314.41	294.61	283.30	275.56	275.56
b. Police Circle	1237.36	1115.06	1077.48	1077.48	1077.48
c. Police Sub-Division	2663.76	2559.21	2490.79	2490.79	2490.79
21. Average strength of Civil Police Personnel attached to or operating in one					
a. Police Station	43.93(*)	43.10	44.15	44.20	46.02
b. Police Circle	172.88(*)	163.14	167.92	172.84	179.96
c. Police Sub. Divn.	372.18(*)	374.13	388.17	399.55	416.01
22. Police-population ratio					
a. Civil policemen to population.	1:1459(*)	1:1458	1:1465	1:1456	1:1439
b. Overall Policeman to population.	1:929	1:900	1:920	1:896	1:909
23. Police Region Population Ratio					
a. Station to population	1:64098	1:62826	1:64697	1:64368	1:66236
b. Circle to population	1:252258	1:237791	1:246067	1:251685	1:258989
c. Sub-Division to Population.	1:543056	1:545333	1:568831	1:581818	1:598701
24. Volume of IPC crimes reported per lakh population.					
a. Gross crime	195.11	202.18	157.09	233.23	228.23
b. Murders	2.42	2.45	2.09	3.17	3.18
c. Dacoities	0.42	0.43	0.39	0.75	1.08
d. Robberies	1.51	1.15	0.68	1.14	1.27
e. House breaking thefts	23.19	17.06	13.93	20.74	19.19

Foot Notes: (*) Excluding figures of Civil Women Police strength.

1	2	3	4	5	6
f. Riots	14.65	14.23	11.95	20.21	22.11
g. Fatal Motor accidents.	5.35	6.05	6.75	8.13	9.23
25. Average magnitude of cases of Gross Crime (IPC) reported per Police station.	125.06	127.02	101.63	150.12	151.17
26. Incidence of crime reported per 100 Sq.Km. area					
a. Gross Crime (IPC)	40.31	43.12	35.88	54.47	54.86
b. Murders	0.49	0.52	0.48	0.74	0.77
c. Dacoities	0.09	0.09	0.08	0.18	0.26
d. Robberies	3.31	0.25	0.16	0.25	0.31
e. House Breaking Thefts	4.73	3.64	3.18	4.85	4.61
f. Riots	2.99	3.04	2.73	4.72	5.31
g. Fatal Motor Accidents	1.09	1.29	1.54	1.90	2.22
27. Average Magnitude of case of I.P.C. crimes reported.					
a. Gross crime - per day	209.01	226.55	183.51	286.27	288.26
per hour	8.71	9.44	7.85	11.92	12.01
b. Murders per day	2.59	2.75	2.51	3.89	4.01
c. Dacoitis per day	0.45	0.48	0.46	0.92	1.37
d. Robberies per day	1.61	1.29	0.82	1.41	1.60
e. H.B.Ts. per day	24.85	19.12	16.71	25.46	24.24
f. Riots per day	15.70	15.95	14.34	24.81	27.92
g. Fatal Motor Accidents per day.	5.85	6.78	8.10	9.93	11.66
28. Average number of case of gross crime* handled by one civil policemen * IPC	2.85	2.95	2.30	3.40	3.28

Source: 1.Basic Statisics based on "Annual Report of the Police Department 1983-84; 1985; 1989; 1991 &1992"

2.Population-figures and Area-figures based on publications of Census Department.

Table No. 9.29

Crime Figures Compared with Southern States as in 1990.

Sl. No.	Details 1	Karnataka 2	Andhra Pradesh 3	Tamilnadu 4	Kerala 5
1.	Incidence & Volume of total cognisable crimes (1989)	1,00,740 (92,44)	1,04,299 (98,112)	1,28,529 (1,26,075)	68,698 (67,051)
2.	Percentage to all India total	6.3	6.5	8.0	4.3
3.	Rank in criminality	15	22	14	13
4.	Murder	1,354	2,614	1,649	1,354
5.	Rape	164	601	290	197
6.	Kidnapping & Abduction	505	983	789	137
7.	Robbery	515	1,121	546	231
8.	Burglary	7,859	8,833	8,259	4,800
9.	Theft	18,050	20,808	27,718	4,557
10.	Riots	8,058	5,405	8,138	6,065
11.	Criminal Breach of trust.	701	711	662	378
12.	Cheating	1,714	1,921	1,448	1,210
13.	Counterfeiting	896	140	533	271
14.	Other IPC crimes	59,092	59,582	77,201	49,919
15.	Juvenile delinquency	284	569	1,523	72
16.	Police personnel killed or injured on duty.	473	242	275	492
17.	Police firing				
	a. No. of occasions	41	184	32	15
	b. Persons killed and injured.	283	457	48	58
18.	Strength of police				
	a. Civil	41,521	52,023	50,686	27,939
	b. Armed	4,779	8,845	7,897	6,146
	c. Total	46,300	60,868	58,583	34,085
	d. % of civil police to Total	89.7	85.5	86.5	82
	e. No. of police per 1000 sq.km. area.	1.0	1.0	1.0	1.0
	f. No. of police per 1000 population	1.0	1.0	1.0	1.1
	g. No. of IPC cases per civil policeman	2.4	2.0	2.5	2.5
19.	Incidence of cognizable crimes under different Acts.				
	a. Arms Act	88	291	126	108
	b. Narcotics Drugs Act	135	136	1478	504
	c. Gambling Act	4,896	38,067	34,516	916
	d. Excise Act	1,907	3,449	0	443
	e. Prohibition Act	0	0	3,25,406	374
	f. Explosives Act	65	276	437	92
	g. Immoral Traffic (Prevention) Act	2,291	1182	11,160	58
	h. Indian Railways Act	18	29	177	67
	i. Foreigners Registration Act.	26	2	15	9
	j. Protection of Civil Rights Act.	956	306	0	956

1	2	3	4	5	6
k. Indian Passports Act	2	1	0		2
l. Essential Commodities Act.	653	28	3		85
m. Terrorists & Disruptive Activities Act.	0	40	0		0
n. Antiquities & Art Treasure Act.	5	6	2		0
o. Dowry Prohibition Act.	281	54	333		2

Source: Crime in India 1990 (National Crime Research Bureau New Delhi).

Table No. 9.30

Table showing the labour disputes, strikes, lock-outs, lay-offs, retrenchments and closures in the State from 1987-88 to 1991-92.

Year	Strikes			Lockouts			Layoffs		
	Num -bers	Workers involved	No. of man days lost	Num -bers	Workers involved	No.of man days lost	Num -bers	Workers involved	No.of man days lost
1987-88	54	28284	520370	16	5606	319605	17	7203	271201
1988-89	38	16078	214214	18	15028	9267408	13	3963	19045
1989-90	18	4691	66257	07	1475	17397	9	272	3458
1990-91	14	353818	2507487	6	2688	44082	2	77	1482
1991-92	5	476	6001	-	3573	93673	1	525	8717
1992-93	13	20274	285345	3	1080	19250	4	4695	18150

Source: Quarterly Economic Review Sept. 1992 (DES)

Karnataka State Reserve Police: There are eight Battalions of S.R.P (5 in 1989), in the State. The I.G.P., K.S.R.P. is in charge of all the Battalions and there is a Karnataka State Reserve Police Training School at Khanapur. In 1989, 12 platoons were deputed to Hyderabad, in 1990, 12 platoons to Maharashtra, 6 to Tamilnadu, 9 to Andhra Pradesh, 3 to Goa and 6 to Kerala; in 1991 one company was deputed to Tamil Nadu (twice), three platoons to Kerala and one company to Pondicherry. In 1992, 9 Platoons were deployed in Andhra Pradesh.

Mounted Company, KARP, Mysore: Stationed at Mysore with a detachment at Bangalore is one company of Karnataka Mounted Armed Reserve Police. This company is utilised for bandobust, traffic duties and also on ceremonial occasions besides routine work of guarding the Palace at Mysore. These are deployed extensively on law and order duties during elections, various sports and other festivals in and around Mysore City. This unit is under the Control of Commissioner of Police, Mysore City.

Add to page No.483:

JAILS AND LOCKUPS

Prisons

As in 1992 (March) the following were the prisons in the State: (1) Central Prisons (six) at Bangalore, Belgaum, Bellary, Gulbarga, Mysore and Bijapur, with a total accommodations for 3,679, (2) District prisons (six) at Mangalore, Madikeri, Raichur, Bidar, Shimoga and Karwar, with total accommodation for 844, (3) District Central Sub-Jails (seven) at Mandya, Chitradurga, Kolar, Hassan, Chikmagalur, Tumkur and Dharwad, with total capacity for 558, (4) Special Sub-Jails (two) at Davanagere and K.G.F. with a total capacity of 113 (5), Twenty six taluk Sub-Jails under the direct control of the Prisons Department and 44 Taluk Sub-Jails under the control of ex-officio Superintendents of Police Department and Revenue Department, in the State with a total capacity of 1,669, (6) one open Jail at Koramangala accommodating 80 prisoners, (7) one jail for youth prisoners (Taruna Bandikhane) at Dharwad with a capacity 250 inmates and (8) one Borstal School at Dharwad for 133 inmates. In total there were 94 Jails to accommodate 7,376 persons.

Table No. 9.31

The following table gives the daily average strength and the average expenses in the prisons in the state from 1982-83 to 1991-92.

Year	Offenders	Under trials	Average expenses per year Rs.	Administr -ative expe -nses per prisoner per day Rs. Ps.	Average expenses for food for one prisoner/day Rs. Ps
1982-83	2109	2198	3047	12.59	3.05
1983-84	2049	3008	5569	15.25	4.09
1984-85	1675	2720	6775	18.56	4.18
1985-86	1535	2821	7143	19.57	4.49
1986-87	1419	3161	7548	20.68	5.17
1987-88	1340	3297	3972	24.58	5.46
1988-89	1355	3021	10162	27.84	6.80
1989-90	1300	3107	11483	31.46	7.00
1990-91	1274	3912	12300	33.70	8.05
1991-92	1326	4350	12450	34.11	10.10

Table No. 9.32

The following table shows the number of prisoners escaped and those who were traced out between 1982-92.

year	*Prisoners*		*Under trials*	
	Escaped	*Traced out*	*Escaped*	*Traced out*
1982-83	31	08	22	-
1983-84	01	01	14	-
1984-85	04	-	07	-
1985-86	02	01	25	-
1986-87	07	01	21	-
1987-88	03	03	19(1 woman)	-
1988-89	04	03	12	
1989-90	05	04	26	
1990-91	06	01	28	
1991-92	02	01	24	

Table No. 9.33

The following table shows the number of prisoners and undertrials who were in Jail for short or long periods in the state from 1982-1992.

Year	*Prisoners*		*Undertrials*	
	Male	*Female*	*Male*	*Female*
1982-83	11471	761	37686	789
1983-84	10497	833	44754	1010
1984-85	9283	594	30377	837
1985-86	8505	577	29786	788
1986-87	7220	441	37698	1336
1987-88	8291	561	41604	1157
1988-89	8765	535	33733	1308
1989-90	7025	500	38376	1973
1990-91	6424	378	42641	1467
1991-92	7281	382	39688	1435

Table No. 9.34

The following table shows the number of graduate prisoners between the years 1982-1992.

Year	*No. of graduate prisoners*		*Graduate undertrial prisoners*	
	Male	*Female*	*Male*	*Female*
1982-83	22	03	57	-
1983-84	03	-	89	-
1984-85	05	-	109	-
1985-86	08	-	119	-
1986-87	11	-	168	-
1987-88	12	-	170	01
1988-89	12	-	137	02
1989-90	15	-	153	01
1990-91	15	-	373	-
1991-92	10	-	268	04

Two prisoners from Belgaum jail and one from Dharwad Jail have obtained graduation while in Jail during this period. During the last decade only one convict was awarded capital punishment and was excuted in 1984-85 in Belgaum Jail. As in 1993 (June) 703 Male and 19 Female prisoners are undergoing life imprisonment in various jails, whereas the total prisoners in the state were 6,180 (6,054 Males and 126 females).

The inmates of the prisons are being given vocational training in various trades and in 1992-93, articles valued at Rs.41.02 lakhs were manufactured in various jails. The wage earning scheme is in practice for the prisoners working in prison industries, prison lands, open air jail etc. Educational and library facilities are provided to the prisoners. Panchayat system has been introduced in Central Prison and District Prisons. The prisoners are also released temporarily on parole and furlough. Free legal aid is made available for the needy prisoners. Lok-Adalat was inaugurated at the Central Prison, Bangalore on 5th June 1993. Open Air Jail at Koramangala in Devanahalli Taluk was established in 1971-72 over an area of 114 acres. There is a Prison Training Institute in Mysore for training Warders, Head Warders etc.

The number of under trial prisoners is on the increase and in order to avoid delay in disposal of cases, Government has constituted a State level committee in 1979, under the chairmanship of the Chief Justice of Karnataka, to review the cases of under-trial prisoners and to suggest measures for speedy disposal of cases.

As in 1991-92, there were 1136 staff as against 1438 sanctioned posts. The details are as hereunder: Group A-16 (14 Males, 2 females), Group B - 17 (16 males 1 female), Group C - 1042 (1006 males and 36 females) and Group D - 81 (61 males and 20 females).

Home Guards and Civil Defence

Home Guards is a voluntary corps of citizens drawn from all walks of life and trained to serve as an auxiliary to the police in maintaining law and order. Government of India have sponsored this movement and authorised the strength of 17,000 Home Guards to Karnataka. As in 1991, there were 16,122 Home Guards on roll with 500 Women Home Guards. There were 231 units functioning in the State. Women Home Guards are enrolled in the districts of Bangalore, Belgaum, Chikmagalur, Dakshina Kannada, Hassan, Kodagu, K.G.F. Mandya, Shimoga, Tumkur and Uttara Kannada. Home Guards and Civil Defence conducts training in 'Watermanship' at all-India level.

Add to page No.431:

Fire Services

As in 1991-92 there were 39 Fire Stations which include 18 at District headquarters. The details are follows:

1.Bangalore district:(1)Bangalore and Channapatna; (2) Bellary district: Bellary, Hospet and Sandur; (3) Belgaum District: Belgaum; (4) Bidar district: Bidar; (5) Bijapur district: Bijapur and Bagalkot; (6) Chikmagalur district: Chikmagalur; (7) Chitradurga district: Chitradurga and Davangere; (8) Dakshina Kannada District: Mangalore and Udupi; (9) Dharwad District: Hubli and Gadag; (10) Gulbarga district: Gulbarga and Yadgir; (11) Hassan district:Hassan; (12) Kolar district: Kolar; (13) Kodagu District: Kushalnagar; (14) Mandya District: Mandya; (15) Mysore District: Mysore; (16) Raichur District: Raichur and Gangavathi; (17) Shimoga District: Shimoga; and(18) Tumkur district: Tumkur.

In view of the non-availability of suitable facilities the Karwar Fire Station is yet to be commissioned. Fire stations in the following places have been sanctioned: (1) Sindhanur (Raichur dist.), (2) Harapanahalli (Bellary dist.), (3) Chamarajanagar (Mysore dist.), (4) Sagara and . (5) Bhadravati (Shimoga dist) (6) Puttur and Kundapura (Dakshina Kannada dist.), (7) Challakere (Chitradurga dist.), (8) Sedam and Jewargi (Gulbarga dist.), (9) Arsikere and Channarayapatna (Hassan dist.), (10) Chikballapura (Kolar dist.), (11) Chikkodi and Bailahongala (Belgaum dist.), (12) Humnabad (Bidar dist.), (13) Madikeri (Kodagu dist.) and (14) Indi (Bijapur dist.).

Besides, there are Fire Protection Squads, one each in Vidhana Soudha, Visweswaraya Tower and Multistoreyed building. A Fire Service Training Institute and Fire Service Workshop are at Banneraghatta, Bangalore.

There are 1,308 employees in the department as against 2,253 sanctioned posts. Among them 36 belong to ministerial cadre, 1,230 other staff, 7 workshop staff in fire service workshop and 30 in training centre. In 1989, 3,656 fire calls were attended by the fire service unit and property worth of Rs.4,881 lakh was involved and property worth Rs.3,558 lakh, was saved. The departmental personnel have saved 175 human lives and 23 animal lives from fire during 1990, and 462 rescue calls were attended to. The ambulance units attached to the various fire stations attended 1,042 calls during 1989-90. During May 1989 when heavy rains lashed Bangalore city, the fire service staff have ceaselessely worked to pump out the stagnated water and rescued number of persons. When the Indian Air lines, Airbus A-320 crashed in February near Bangalore Airport, the fire services department did good work in extinguishing the fire, and in all 85 dead bodies and all the personal belongings of the passengers were removed and handed over the police. This department has helped the police department during communal riots by providing fire fighting equipments and personnel in Ramanagaram, Channapattna, Somawarpet, Madikeri, Mulbagal, Srinivasapura, Hosadurga, Bannur, Koppa, Sakleshpur, Davanagere, Maddur, Piriyapatna, Yeslur, Arsikere, Channarayapatna, Chamarajanagar, Tarikere, K.R. Nagar, Harihar, Hassan, Nagamangala, Puttur, Sulya etc., during 1990-91.

In 1990-91, 3,829 fire calls were attended by the Dept. and property worth of about Rs.6,640 lakhs was involved and property worth of about Rs.4,993 lakhs were saved from destruction. The number of human lives and animal lives saved were 179 and 170 respectively. The fire fighting units attended 389 reserve calls and 545 persons were rescused. As in 1990, there were 34 wireless sets, 105 mobile sets and 52 walkitalkie sets in the Department.

The Karnataka Fire Services Training Institute is conducting the following training courses: (1) Training course to recruited fireman, (2) Fireman Drivers Course, (3) Sub-officers course for recruiting Sub-Officers, (4) Training course for employees of industrial and commercial establishment of 34 days, 12 days or 10 days duration.

There is a Fire Services Benevolent Fund for the welfare of the personnel and their families in the department. Various programmes aimed at educating the public regarding the importance of fire prevention and also the ways of means of preventing fire accidents are being conducted by the Department.

In order to encourage the fire service personnel many awards are provided. They are (1) Republic Day Award, (2) Independence Day Award (3) Chief Minister's Medal and other Medals like Chief Minister's Gold Medal for outstanding performance.

LOCAL SELF-GOVERNMENT

Panchayati Raj

After the re-organisation of the state (1956), for the first time, a unified and more comprehensive legislation applicable to the entire state to govern the rural local bodies at different stages i.e., the village, the taluk and the district, known as Karnataka Village Panchayats and Local Boards Act 1959 came into being. Under the provisions of this Act, three-tier development oriented inter-linked Panchayati Raj institutions were constituted i.e. Village/Town panchayats, Taluk Development Boards and District Development Councils. Under the provisions of the above Act, there were about 8,375 village panchayatis, 120 Town Panchayatis, 175 Taluk Development Boards and 19 District Development Councils functioning in the state before the implementation of Zilla Parishads, Mandal Panchayats Act 1983. The old system of Panchayati Raj institutions introduced in 1960 were in vogue for a period of nearly two and a half decades (as reviewed in State Volume, Part II, pages 451 to 478).

Zilla Parishads and Mandal Panchayatis

In order to have greater decentralisation and to make these Panchayati Raj institutions more effective and meaningful in their *modus operandi* with increased people's participation and autonomy, a new concept of Panchayati Raj was ushered

in replacing K.V.P and L.B Act 1959. The old institutions were restructured and reconstituted under the provisions of the Karnataka Zilla Parishads, Taluk Panchayat Samithis, Mandal Panchayats and Nyaya Panchayats Act 1983 (Karnataka Act No.20 of 1985). This new Act was brought into force from 14th Aug.1985. The above Act was not brought into operation in full measure as it was contemplated since the constitution of Nyaya Panchayats was deferred for the period of five years in the beginning and they were not created. It was aspired by the then Government that these new institutions under the changed concept would serve as a core and active institutions towards the goal of attainment of "Grama Swaraj" and would facilitate to bring socio-economic transformation at the grass root level by increased peoples participation. According to the proclamation, a wide range of developmental activities were entrusted to these local bodies. On the basis of administrative hierachy the new institutions in the descending order enumerated in the integrated system of Panchayati Raj were (1) The Zilla Parishads (2) The taluk Panchayati Samithis (3) The Mandal Panchayats, and (4) The Grama Sabhas. Of these institutions Mandal Panchayats and Zilla Parishads alone are the elected bodies.

All these institutions of corporate status enjoyed perpetual succession, the tenure of office of the elected members was five years and 25% of the elected seats were reserved for women in addition to 18% for SC/ST communities. The members of these institutions were also covered under the provisions of the Anti-Defection Act 1989.

Elections to Zilla Parishads and Mandal Panchayats

After the enactment of the Act, elections to 19 Zilla Parishads (except Bangalore urban district which had no Zilla Parishad) were held on 2.1.1987 on party basis for electing 887 members. Elections to 2,469 mandal panchayats were also held on 20th Jan.1987. The total number of seats in all these mandals was 54,397 in the State when the elections were held for the first time.

Some of the smaller Town municipalities constituted under the provisions of K.M.C Act 1964 were reduced to the status of Mandal Panchayats after the enforcement of Zilla Parishads and Mandal Panchayats Act. 1983. The number of such municipal councils was 67. They continued to function as *interim* Mandals till 1988 (the time of expiry of existing municipal councils). During the course of five years (1987-1991) a number of amendments were made to Z.P and M.P. Act so as to make their functioning more effective and to popularise them in the process of decentralisation of administration and to increase peoples participation, etc. A brief note regarding the constitution and *modus operendi* of these local bodies is illustrated in the following paragraphs.

Zilla Parishads

Zilla Parishads, the apex panchayati Raj institutions at the district level,

were functioning like district Governments, in their own way having jurisdiction over the entire revenue district excluding the urban local bodies like Town/City municipalities and municipal corporations. The number of members to be elected to Z.P. was based on the ratio of one member for every 28,000 population and its part. In case of selected Malnad and Hilly districts, the population fixed was 12,000 and its part, as per the 1971 census. They also comprised elected members of State Legislature and Members of the Parliament representing the whole or part of the district. There was a provision to co-opt the chairman of the D.C.C. Bank as its member. The provision was made to have as many as nine standing committees in each Z.P. in order to ensure effective administration and co-ordination. The Adhyaksha and the Upadhyaksha of the Z.P. were provided with the status and salary of the Minister of State and the Deputy Minister respectively. The Chief executive of the Z.P was designated as the Chief Secretary holding the rank of a senior I.A.S. cadre assisted by Deputy secretary, Chief Accounts Officer, and other staff. The officers of 'A' and 'B' grade and I.A.S officers were made to work in Z.Ps. on deputation. Wide ranging development-oriented functions were assigned to the Z.P under section 182, 184, 185 of the ZP Act. Except major and medium irrigation works and externally-aided projects, all other developmental works including inter-rural and district rural development schemes were included under the perview of the ZP. In the beginning (1987), as many as 44 different development schemes like agriculture, horticulture, animal husbandry, minor irrigation, education (primary and secondary), rural health and sanitation, welfare of SC/ST communities, public distribution, etc., were entrusted to the ZP. Under section 183(2) of the Act, State Government had powers to inspect or review the schemes/works of the ZP.

After the formation of ZPs, the former D.R.D.S were dissolved by the transfer of their assets and liabilities to ZP, and some of the former functions of developments and social security measures from the Deputy Commissioner were transferred to ZP.

The sources of finance of the ZP, mainly included the amount transferred by appropriation out of the consolidated fund of the State, grants, assignment,loans, contribution by the Government, in addition to levies, penalties, rent from land, properties, etc. The finance commission covering these new institutions was setup by the State Government in Feb. 1986, and the commission submitted its report in March 1989. The ZPs were entrusted to undertake some developmental activities independently covering more than one Mandal Panchayat.

Zill Parishads and Mandal Panchayats were given powers to formulate development plans for their area based on potentialities and felt needs. With the constitution of ZPs and MPs, a new phase in decentralised planning process was begun in the State. In the beginning (1987) Government decided to assign a free outlay in the form of lumpsum allocation for ZPs and MPs for formulating development plan.

Evaluation of Performance

In order to assess the working of ZPs and MPs and to suggest environmental or structural factors needed to be modified to place ZPs and MPs on sound footing, an evaluation committee was appointed by the Government headed by Dr. Krishnaswamy in 1988. The committee was asked to go through the overall working of ZPs and MPs in the State. The committee submitted its report in March 1989. The committee made several recommendations and suggested several modifications for streamlining the working of these new P.R. institutions. In general, while appreciating the working of these institutions, the committee had remarked that "the performance of ZPs in the operation of schools and health facilities, allocation of house sites/houses under various schemes, in the field of inland fisheries, horticulture and forest is impressive. Generally, development works are being executed speedily".

The committee has also recommended that " Many schemes now under ZP should be transferred to MPs with re-deployment of existing staff and transfer of the required resources to the Mandal account".

Among the other important recommendations of the committee the" State Ministers and Legislators were advised to restrain themselves from interfering in the day-to-day administration of ZPs " instead, they should create a favourable environment for ZPs and MPs to function efficiently". Panchayati Raj work should be entrusted at the Government level to a full-fledged department under an officer of the rank of additional chief secretary, (in lieu of the present nodal departments viz, Panchayat Raj Planning), specially empowered to function as a nodal point for ZP and MP affairs, the committee said. It is reported that the Government has not taken any decision on this report. (Source: Draft Eighth Five Year Plan 1992-97 Vol.I Planning Department, Government of Karnataka).

Taluk Panchayat Samithis

The Zilla Parishads and Mandal Panchayatis Act 1983 contemplated the constitution of a Taluk Panchayat Samithi for each revenue taluk as an intermediary agency between Zilla Parishads and Mandal Panchayatis to streamline the work of ZPs and MPs in the capacity of an advisory and co-ordinating body. It comprised members of Zilla Parishad elected from the taluk, M.L.As., and M.L.Cs. representing any part of the taluk (excluding urban centres) and the Pradhans of Mandals of the respective taluk. There was also a provision for co-opting five members including the chiefs of the TAPCMS (Taluk Agricultural Produce Co-op. Marketing Societies) and Primary Agriculture and Rural Development Banks, the SC/ST and women members and also from backward communities. The M.L.A. representing the major segment of the taluk used to head the Samithis. In case, in the absence of such M.L.A., one of the members of the Samithi was to be elected as its chairman. The B.D.O. used to function as its Secretary and Chief Executive.

The main functions of the T.P.Ss. were to give suggestions and guidance to Mandal Panchayats in their work, to carry out various developmental schemes entrusted by Zilla Parishad, to supervise and protect the properties of Zilla Parishad in a taluk, to co-ordinate the functioning of Mandals etc. These non-representative bodies were not given any executive powers or funds of their own unlike the previous T.D.Bs. which were the main agencies to carry out developmental works in their jurisdiction. The expenditure of T.P.Ss. were to be met by the Zilla Parishads.

Mandal Panchayatis

In the entire spectrum of Panchayati Raj institutions in the state, the Mandal Panchayatis were considered as basic and grass-root functionaries in the process of development and decentralisation of powers to the rural masses. The Act contemplated the constitution of a Mandal panchayat for a group of villages with a population ranging between 8-12 thousand with an exception of Malnad districts where the population covered by a Mandal was 4,000. Later, the population limits increased to 12 to 15,000. The Mandal consisted of several clustered villages spread over an area which in several cases was not very compact or cohesive.

The Mandal Panchayatis used to comprise elected representatives at the rate of one member for every 400 population. There was a provision for reservation of seats for SC/ST communities (18%) and 25% for women, with a provision for nomination for backward classes. Mandal Panchayatis were vested with substantial powers and autonomy to undertake developmental works specified under Mandal Scheme-I with its own resources. There was a provision to constitute three sub-committees of elected members viz. Social justice, production and welfare, in order to ensure effective administration and co-ordination in their functioning.

The Mandal Panchayat was expected to assemble at least once in a month to conduct the deliberations. The Secretary for the panchayat was to be appointed by the Zilla Parishad who functioned as Chief Executive. The Pradhans and Upapradhans of the Mandal were paid monthly honorarium of Rs.300 and Rs.150 respectively.

The sources of income of the Mandal Panchayat included the allotment of funds by the Government or Zilla Parishad, grants, loans, tax on buildings, lands, market fees, vehicle tax, etc. Under section 114(3), the Government used to make *per capita* contribution at the rate of Rs.10 per person residing in the Mandal to be worked out on the basis of preceding census (1971). Out of this grant, 25% was the share of Zilla Parishad. The main functional activities of the Mandal Panchayat were enumerated under section 56, 57 and 58 of the Act.

The number of developmental schemes exclusively transferred to the Mandal Panchayatis were 27 for which Mandal Panchayatis were committed to execute. Under the Jawahar Rozagar Yojana, Mandals, by and large, were free to utilise the amount subject to Central Government's guidelines. On an average, about Rs.five lakhs per Mandal (inlcuding the state *per capital* grant of Rs.7.50) were entrusted to Mandals to carry out the developmental activities in their jurisdiction. Apart from this amount, the State Government used to provide funds under different development heads in the Plan for purposes such as water supply, housing, communication, I.R.D.P., etc.

Grama Sabhas

The Act had made a provision for constituting a Grama Sabha for each village comprising all those whose names are included in the Zilla Parishad's electoral roll. The Sabha was expected to meet at least twice in a year to discuss the implementation of the development programmes in the villages and to approve new programmes of development including the selection of beneficiaries. These bodies were expected to promote unity and integrity at the village level. ZPs and MPs were expected to give due consideration to the recommendations and suggestions made by the Grama Sabhas. The Sabha was to be convened by the Mandal Panchayat and was to be presided over by the Mandal Pradhan.

Replacement of ZPs and MPs: Zilla Parishads and Mandal Panchayats functioned for the period of five years from 1987. After the end of five years term in January 1991, they were superseded and the Government appointed the administrators in the place of elected bodies. The ZP and MP Act of 1983, was totally replaced by the Karnataka Panchayati Raj Act 1993. Elections to the Grama panchayaths were held during December 1993.

Table No. 9.30

The Table given below indicates the districtwise and category wise number of elected representative of Zilla Parishads.

Sl. No.	Name of the Districts	Total Seats	General	SC/ST	Women	SC/ST Women
	1	2	3	4	5	6
1.	Gulbarga	55	31	10	13	1
2.	Bellary	33	18	6	8	1
3.	Bidar	29	15	6	7	1
4.	Raichur	49	27	9	12	1
5.	Bangalore (Rural)	39	21	8	9	1
6.	Shimoga	41	22	8	10	1
7.	Kolar	49	23	13	12	1
8.	Chitradurga	45	24	9	11	1

1	2	3	4	5	6
9. Tumkur	57	31	11	14	1
10. Belgaum	73	40	14	18	1
11. Bijapur	62	34	12	15	1
12. Uttara Kannada	29	15	6	7	1
13. Dharwad	68	38	13	16	1
14. Mysore	64	35	13	15	1
15. Mandya	40	22	8	9	1
16. Kodagu	31	18	5	7	1
17. Dakshina Kannada	59	33	11	14	1
18. Hassan	38	21	7	9	1
19. Chikmagalur	26	14	6	5	1
Total	887	482	175	211	19

Source: Rural Development and Panchayati Raj Dept.

Table No. 9.30A

The Table given below indicates the categorywise and districtwise, elected representatives of Mandal panchayaths in the State.

Sl.No.	Name of the District	No. of Mandal Panchayats	No. of elected members	No.of members in greneral category	No.of SC/ST members	No. of women inclusive of SC/ST	No. of SC/ST women
1.	Gulbarga	166	3615	1950	748	917	166
2.	Bellary	89	2017	1061	447	509	89
3.	Bidar	73	1782	958	367	457	73
4.	Raichur	139	3099	1711	614	774	139
5.	Bangalore(R)	102	2805	1516	611	680	102
6.	Shimoga	165	2540	1254	647	639	165
7.	Kolar	125	3067	1517	770	782	125
8.	Chitradurga	116	2838	1437	671	730	116
9.	Tumkur	145	3650	1926	792	932	145
10.	Belgaum	200	4868	2630	998	1240	200
11.	Bijapur	166	3986	2164	802	1020	166
12.	Uttara Kannada	123	1673	879	359	435	123
13.	Dharwad	163	3985	2176	800	1009	163
14.	Mysore	160	3937	2010	920	1007	160
15.	Mandya	99	2523	1363	513	647	99
16.	Dakshina Kannada	167	3913	2115	803	995	167
17.	Kodagu	60	853	436	198	219	60
18.	Hassan	104	2424	1280	526	618	104
19.	Chikmagalur	107	1604	807	382	415	107
	Total	2469	55188	29197	11968	14025	2469

Note: The details in respect of 65 Interim M. Ps to which elections were held during 1990 are not included in the above Statement.

Sources: Rural Development and Panchayati Raj Dept.

Table No. 9.30 B

The table given below indicates the budget allocation to the Zilla Parishads in the state for some recent years.

(amount in lakhs of Rs.)

	Year 1988-98	Year 1989-90	Year1990-91
Bangalore Division			
Bangalore Rural	4458	4970.30	6150.01
Chitradurga	4935	7103.31	8945.68
Kolar	6473	6400.22	7219.73
Shimoga	5869	6282.72	7645.54
Tumkur	6164	6680.84	7878.44
Belgaum Division			
Belgaum	8552.52	9155.46	11678.94
Bijapur	6742.07	8098.23	-
Dharwad	9463.84	11989.96	11989.96
Uttara Kannada	4589.33	5138.47	6087.68
Gulbarga Division			
Bellary	4294.00	4834.98	4378.77
Bidar	1390.00	3485.62	4412.77
Gulbarga	7651.00	6706.56	8616.00
Raichur	4880.00	5335.80	6859.53
Mysore Division			
Chikmagalur	2005.75	4079.13	4382.60
Dakshina Kannada	10229.01	10790.00	9840.33
Hassan	5385.00	6418.00	6466.00
Kodagu	4639.22	4638.88	5070.37
Mandya	4639.22	4638.88	5070.37
Mysore	7719.00	8341.00	9655.00

Source: Rural Development and Panchayati Raj Dept. Government of Karnataka.

Table No. 9.30 C

The table given below indicates the expenditure of Zilla Parishads for some recent years

(Rs. in lakhs)

1	Year1988-89 2	Year 1989-90 3	Year 1990-91 4
Bangalore Division			
Bangalore Rural	5451.00	6016.16	6089.59
Chitradurga	6042.94	6276.63	5865.32
Kolar	-	6216.29	6732.66
Shimoga	6427.39	6737.14	7875.74
Tumkur	7978.95	8085.65	9199.45
Belgaum Division			
Belgaum	8479.91	9064.88	9112.22
Bijapur	6984.33	7491.04	8517.36
Dharwad	11593.80	11638.76	11245.28
Uttara Kannada	1431.65	4661.36	4936.45

1	2	3	4
Gulbarga Division			
Bellary	4666.17	4949.11	5040.71
Bidar	3433.23	3545.10	3863.83
Gulbarga	6269.93	7563.91	7679.81
Raichur	4946.65	5232.00	7494.76
Mysore Divison			
Chikmagalur	-	21017.97	-
Dakshina Kannada	8113.17	9142.30	8763.85
Hassan	4756.42	5110.61	5334.29
Kodagu	2537.40	2950.48	2238.23
Mandya	4147.83	4850.26	5892.02
Mysore	9048.93	9869.70	10563.94

Source: Rural Development and P.R.Dept. Government of Karnataka.

Karnataka Panchayati Raj Act, 1993

Karnataka Panchayati Raj Act 1993 (The Karnataka Act No.14 of 1993) has come into force from 10th May 1993 replacing the earlier Karnataka Zilla Parishads and Mandal Panchayats Act 1983. The above Act is said to be more comprehensive and unified enactment which has embodied all the essential features of the 73rd Constitution Amendment made by the Parliament in order to strengthen the working of local self-governing bodies. Accordingly, the new Act, will provide for the establishement of three-tier inter-linked system of Panchayati Raj Institutions (P.R.I) in the State with fully elected councils at the village, taluk and district levels, ensuring for greater peoples' participation and better implementation of developmental activities by decentralisation of power at the appropriate levels. The various provisions of this new Act are yet to be implemented and the process of its implementation has been set in by the State and the district authorities.

Some of the special features of the Act as contemplated has been explained in brief in the following paragraphs.

It has been made mandatory that the Gramasabha (which means a body consisting of persons registered in the electoral roll relating to village comprised within the area of Grama Panchayat), which is the basic or core institution in the new set up is to be held at least once in six months, wherein annual statement of accounts and the report on administration will be reviewed by the Gramasabha including the selection of beneficiaries and all other developmental activities entrusted to it. The *modus operandi* of the Gramasabha as suggested in the Act will ensure the maximum accountability and transparency of administration and public awareness at the grassroot level. The Gramasabha is expected to promote unity and harmony among all sections of the society in the village, and implement programme of adult education in the village and such matters

entrusted to it by the Government. The Government shall make annually a grant of Rs. one lakh to each Grama Panchayat or Village Council of elected members which shall be utilised for meeting electricity charges, maintenance of water supply scheme, sanitation and other welfare activities. No part of this grant shall be spent towards establishment expenses. The local cess at the rate equal to the rate of land revenue on all items of land revenue from Panchayat area shall be passed on to the Grama Panchayat of that area. A provision has been made in the Act, for constituting a separate 'Fund' for each Grama Panchayat, Taluk Panchayat and Zilla Panchayat.

The Government shall make a grant to every Taluk Panchayat and Zilla Panchayat to cover the expenses of establishment at such a scale as may be determined. There is also a provision for making discretionary grants by the Government to these institutions for such purposes and on such terms and conditions decided by the Government. This new Act is said to be a "progressive measure to take decentralisation forward on the basis of cardinal principle that what is appropriate at the given level of the three tier system should be done at the level and not unnecessarily at a higher level". Karnataka's Panchayati Raj Act is perhaps the first to come into force after the 73rd Constitution Amendment.

There will be 5,645 Grama Panchayats in the State on the basis of 1991 Census, which will replace about 2,469 earlier Mandal Panchayats. The number of elected members of the Grama Panchayats is expected to be 79,865 of which 23,454 will be women. Under the new Act, there will be one Grama Panchayat for a population of five to seven thousand with one representative for every 400 population. For the Taluk Panchayat there will be one member for every 10,000 population and for the Zilla Panchayat there will be one member for every 40,000 population. The elections to the Grama Panchayats will be held on non-party basis. The Act has made a special provision for constituting Grama Panchayat for a single or group of villages even for 2,500 population in special cases applicable to 53 taluks of eight Malnad districts viz., Belgaum, Chikmagalur, Dakshina Kannada, Dharwad, Hassan, Kodagu, Shimoga and Uttara Kannada. The Grama Panchayat comprises a minimum of eleven elected members.

The establihment of elected Taluk Panchayats in the place of earlier Taluk Panchayat Samithis, which functioned in the advisory capacity, are now expected to strengthen the process of decentralisation as in the case of former Taluk Development Boards under the K.V.P. and L.B. Act 1959. Under the new Act, about half of the delegated development programmes and schemes will now be implemented at the taluk level.

There is a statutory provision for reservation of seats for the SC/ST communities, women and other Backward Classes. Reservation in each of the constituencies at the three levels will be in proportion to the SC/ST population in that area with a minimum reservation of 18% and the maximum being 23%

(State average), one third of the seats will be reserved for other backward classes. The total reservation for SC/ST and other backward classes will be a maximum of 56% (33+23). Of the total seats in each of the Panchayati Raj Institutions, one-third of the seats will be reserved for women in each of the reserved and unreserved constituencies. Under the present system, the old practice of nominating members in the name of other backward classes has been discontinued.

Similar reservations for chair-persons will be made at the levels of SC/ ST, backward classes and women. The MPs, The MLAs and the MLCs will be The *ex-officio* members in both Zilla and Taluk Panchayats who will have voting rights except for election of Chair-persons. The Chair-persons of the Taluka Panchayats will be the *ex-officio* members of Zilla Panchayat, similarly, 20% of the Chair persons of the Grama Panchayats will be the *ex-officio* members of Taluka Panchayats for one year by rotation to be decided by lots.

In the new Act, provision has been made for setting up of a District Planning committee in accordance with the provisions of the 74th Amendment to the Constitution for a district as a whole. The membership of the District Planning Committee will be in proportion to the rural and urban population in the district. The *ex-officio* members of the District Planning Committee should not exceed 20% of its total membership. The M.P.s, the Municipal Presidents of the district headquarters and Adhyaksha of the Zilla Panchayat will be *ex-officio* members, while MLAs and MLCs of the district will be the permanent invitees. The constitution of the District Planning Committee is expected to improve the quality of our plans and their implementation. The chairman of this committee shall be chosen in the manner as may be prescribed. Similarly, the constitution of the five standing committees under Zilla Panchayat will ensure proper co-ordination and effective administration. The provision has also been made in the Act for appointment of Finance Commission to review the financial system of Panchayati Raj institutions once in five years. There is also a provision for the appointment of a permanent Election Commission. It is compulsory that elections to these bodies will have to be held once in five years without fail. Proper attention has been paid in the Act, while allocating powers to the executives and elected bodies at each level. The officials at the Zilla Panchayat level will now be called as Cheif Executive Officer instead of Chief Secretary. The heads of the Panchayati Raj Institutions at each level will be called Adhyaksha. Removal of the Adhyakshas of the Taluk and Zilla Panchayats can be done by a simple majority, while at the Grama Panchayat level by two-thirds majority only.

The Secretary, Rural Development and Panchayati Raj Department or Divisional Commissioner in case of Zilla Panchayat, Chief Executive Officer in case of Taluk Panchayat and Executive Officer in case of a Grama Panchayat may inspect the working of these institutions.

If, in the opinion of the Government, a Zilla Panchayat or Taluk Panchayat exceeds or abuses its power or is not competent to perform or make persistent

default in the performance of the duties enjoined on it under this Act or any other law for the time being in force, the Government may, by an order published in the Official Gazette dissolve such Zilla Panchayat or Taluk Panchayat. In case of Grama Panchayat the Commissioner has such powers. The power to effect the transfer of officials of the entire panchayat set up could vest with the Government and the Government would have right to annul any illegal acts or resolutions of the Panchayats.

Districtwise total No. of Grama Panchayats in the State as per new set-up is as follows: Bangalore Rural-226; Bangalore-116; Belgaum-472; Bijapur-363 Bellary-226; Bidar-176; Chitradurga-275; Chikmagalur-225; Dhaksina Kannada-354; Dharwad-439, Gulbarga-336, Kodagu-96; Kolar-305, Hassan-256 Mandya-228; Mysore-361; Raichur-299; Shimoga-364; Tumkur-320; Uttara Kannada-209 (Total 5,645)

Urban Development

The percentage of urban population to the total population of the state is 30.91 in 1991 as against 28.89 in 1981. It is well above all-India percentage of 25.72. The decennial growth rate of rural and urban population in Karnataka between 1971-81 and 1981-1991 are 17.23 and 29.09 respectively. The number of towns and cities in Karnataka have increased at a rapid rate from 245 in 1971 to 306 in 1991, registering an increase of 25% in two decades. Likewise, the number of cities and urban agglomerations have also been increased from 12 in 1971 to 22 in 1991.

Municipal Councils

Due to an increase in the population of towns and cities in the State, in the sucessive census (1971-1991), the number of Municipal Corporations and City Municipalities have been increased during the decade 1981-1992. The number of Town Municipalities have been reduced due to reducing or lowering of the status of many small Town Municipalities to the status of Mandal Panchayats in 1987-88 under the provisions of Karnataka Zilla Parishads and Mandal Panchayats Act 1983. The number of City Municipal Corporations (Mahanagarpalikas) has increased to seven.

Table No. 9.31

The table given below indicates the district wise particulars of CMCs/TMCs/ Sanitary Boards and Notified Area Committees as in 1992-93.

Sl. No.	*Name of the district*	*Number of*				
		CMCs	*TMCs*	*SBs*	*NACs*	*Total*
1		*2*	*3*	*4*	*5*	*6*
1.	Bangalore	-	2	1	1	4
2.	Bangalore (R)	-	8	-	-	8
3.	Belgaum	1	14	-	1	16
4.	Bellary	2	8	-	-	10
5.	Bidar	1	4	-	-	5

1	2	3	4	5	6
6. Bijapur	2	15	-	1	18
7. Chikmagalur	1	3	-	2	6
8. Chitradurga	2	3	-	-	5
9. Dakshina Kannada	-	10	-	-	10
10. Dharwad	2	17	-	-	19
11. Gulbarga	-	7	-	5	12
12. Hassan	1	5	-	-	6
13. Kodagu	-	1	-	-	1
14. Kolar	2	7	-	-	9
15. Mandya	1	4	-	1	6
16. Mysore	-	7	-	2	9
17. Raichur	1	6	-	1	8
18. Shimoga	-	3	-	1	4
19. Tumkur	1	5	-	-	6
20. Uttara Kannada	2	6	-	-	8
Total	19	135	1	15	170

Source: Directorate of Municipal Administration.

Table No. 9.32

The table given below indicates division-wise total number of urban local bodies (excluding Corporations) and their Income and Expenditure for some recent years.

(Rs. in crores)

Name of the division	*No. of local bodies*	*Income*					*Expenditure*				
		88-89	*89-90*	*90-91*	*91-92*	*92-93*	*88-89*	*89-90*	*90-91*	*91-92*	*92-93*
Bangalore	36	16.13	17.72	19.68	21.52	23.68	14.96	16.08	17.29	19.02	20.74
Belgaum	61	18.60	20.43	20.72	22.70	24.97	15.85	17.04	17.02	18.52	18.71
Gulbarga	35	9.10	10.00	10.10	11.05	12.16	8.75	9.40	9.33	10.21	10.30
Mysore	38	11.56	12.17	13.52	14.42	15.87	10.66	11.46	12.45	13.56	13.69
Total	170	55.39	60.32	64.02	69.69	76.68	50.22	53.98	56.09	61.31	63.44

Source: Directorate of Municipal Administration

Table No. 9.33

The table given below indicates the release of *Octroi* and Development Grants to the CMCs and TMCs in the State for some recent years.

(Amount in crores)

Sl.No.	*years*	*Octroi grants*	*Development grant*
1.	1988-89	51.96	2.50
2.	1989-90	59.75	2.50
3.	1990-91	65.79	2.51
4.	1991-92	75.60	2.49
5.	1992-93	83.31	2.50

Source: Directorate of Municipal Administration.

Municipal Corporations

There are seven Corporations in the state (1993). The newly formed is the Shimoga-Bhadravathi (1992) City Corporation. Municipal Corporations are under the administrative control of the Housing and Urban Development Department. The total *Octroi* compensation grant released to these corporations during 92-93 was Rs.50.39 crores, the maximum amount being Rs.34.56 crores to Bangalore followed by Hubli-Dharwad Rs.5.34 crores. The total Demand, Collection and Balance of these Corporations for the year 1992-93 were as follows: Demand Rs.10,701.99 lakhs, Collection Rs.4,274.58 lakhs, and Balance Rs.6,427.41 lakhs. The highest amount of D.C.B.was that of Banagalore corporation being Rs.6,620.92 lakhs, Rs.2,508.74 lakhs and Rs.4,112.18 lakhs respectively followed by Mysore. The utilisation of 18% of the reserved budged for the welfare of SC/ST communities by all these civic bodies during the year 92-93 accounted to Rs.233.73 lakhs, the highest amount being Rs.75.30 lakhs from Mangalore, followed by Bangalore (Rs.64.83 lakhs) and Hubli-Dharwad (Rs.54.66 lakhs).

The Cantonment Board. Belgaum : In 1832 the Cantonment Board for Belgaum cantonment was constituted covering the military camp areas. At present this is the only (Class I) Cantonment in the State, governed under the provisions of the Cantonment Act, 1924, administered by the Central Government. It has an area of 1,777 acres.

Table No. 9.34

The table indicates the Income and Expenditure and other important particulars of Municipal Corporations in the state for the year 1992-93.

(Rs. In Lakhs)

Name of the Corporation	*year of formation*	*Total area covered (in sq.kms) (1991)*	*Population (1991) (in lakhs)*	*No. of Residential Houses (1991)*	*Income* Rs.	*Expenditure* Rs.
Bangalore	1949	151.16	26.51	NA	18,854.00	12,355.00*
Hubli-Dharwad	1962	181.77	6.43	1 ,10,700	1,686.00	1,625.00
Mysore	1977	112.01	4.30 (6.52 including urban agglomeration)	72,870	1,621.33	1,841.73
Belgaum	1977	72.00	4.01 (excluding Cantonment)	35,141	2,090.12	1,377.68
Gulbarga	1981	28.70	3.09	32,850	340.87	346.47
Mangalore	1980	73.60	2.73	56,638	1,015.64	1,024.44
Shimoga-Bhadravathi	1992	120.00	3.09	29,203 (excluding 49 villages)	577.19	533.40

* Information had from Directorate of Municipal Administration, for others from the concerned Corporations.

Directorate of Municipal Administration

A separate Department for Municipal Administration in the State came into being in 1984-85 in order to co-ordinate the functional activities of Municipalities and to guide them in matters relating to personnel and finance, etc. It is headed by the Director (I.A.S cadre) and other supporting staff. The total staff strength of the Directorate is 98. The total number of municipal employees in the State is about 19,000 (1993). In Karnataka, at present (1993) there are Seven Municipal Corporations, 19 city Municipal Councils, 135 Town Municipal Councils, 15 Notified Area Committees and one Sanitary Board. For the accounting year 1992-93, the demand, collection and balance of the municipal taxes were as follows:

Town Municipal Councils: Rs.1,838.90 lakhs as total demand; Rs.777.88 lakhs as total collection; and Rs.1,061.02 lakhs as balance.

City Municipalities: Total demand Rs.1,345.02 lakhs; total collection Rs.580.03 lakhs; and Rs.764.99 lakhs as balance.

Development programmes: The Municipal Administration Department is executing many development programmes sponsored by the Central and the State Govts., viz. Nehru Rozgar Yojana (NRY), Integrated Development of Small and Medium Towns (IDSMT), Urban Basic Service Programme (UBSP), Scavenging Elimination Programme and Low Cost Sanitation, etc. All these programmes are partly financed by the Central Government, ranging between 50 to 80% of the cost of the scheme. Among these schemes, Nehru Rozgar Yojana (89-90) sponsored by the Central Govt. is basically a poverty alleviation programme in urban centres which is aimed at providing employment opportunities to the urban unemployed and under-employed by creating economic assets and thereby improve economic conditions. The Government have released a sum of Rs.32.12 crores towards *octroi* compensation grants to local bodies during 1992-93. The IDSMT programme introduced by the Central Government during the Sixth Plan is being continued and implemented in the State in 32 towns at present. The financial progress of the scheme upto the end of March 1992, since inception were as follows: Total cost of the project Rs.2,584.832 lakhs; Amount released Rs.1,965.940 lakhs; Expenditure Rs.1,256.019 lakhs (i.e.64%).

Incentive Scheme: Since 1984, the Government has introduced a scheme of awarding a cash prize to the best local bodies in the State. Government is providing Rs.60 lakhs every year for the awards to Corporations and CMCs adjudged by the committee constituted for this purpose.

Abolition of Octroi

Karnataka is one among the 16 States in the country which have abolished Octroi, used to be the main source of Municipal revenue when it was in vogue. From April 1979, in the entire State of Karnataka the Octroi tax was abolished

on marketable commodities. This resulted in reduction in the revenue of urban civic bodies to a great extent. In order to compensate this loss of revenue, the Government has introduced Tax on Entry for Goods in Local Area for Consumption, Use or Sale therein Act 1979, and Octroi grant is being released by the Government in addition to development grants and salary grants to Municipal bodies. In 1987, comprehensive amendments were made to this Act and Mandal Panchayats were also given Octroi grants from May 1992. The Government is levying Entry Tax on 80 different commodities ranging from one to five percent. According to this Act, merchants whose annual turn-over is more than Rs.75,000 are required to register themselves. The daily consumer goods (23 items) like edible oil, ghee, jaggery, alluminium utensils, soap, beedi etc., are exempted form Entry Tax.

Karnataka Housing Board

During the decade 1980 to 1990, the activities of the Housing Board have been much enlarged in order to meet the growing demand from the general public especially from the urban middle class and the low income group people. The Board also acts as an agency to channelise the institutional finance for the Centrally-sponsored housing schemes, like Janatha Housing (peoples housing), Nehru Rozgar Yojana, Bhagyamandira, and a housing scheme for Non-resident Indians (NRIHS) and other schemes. It is reported that ever since its inception (1965) the Board has constructed about 91,011 houses of various categories at different places in the State, costing Rs.228.80 crores with loan assistance from HUDCO and other financial institutions. The activities of the KHB now cover all the 20 districts, with 12 divisional and 25 sub-division offices. During the year 1992-93 the Board has programmed to construct 22,670 houses at an estimated cost of Rs.43.80 crores. The special schemes of the Board's activities include:

(1) Housing Schemes for Beedi workers: Under this, at Mysore, Gundlupet, Bellary, Nippani etc. construction of about 1,878 houses has been undertaken at an estimated cost of Rs.444.43 lakhs.

(2) Scheme for single working women: Under this scheme, the Board has taken up construction of 108 houses for a single working women at Yelahanka with a project cost of Rs.57.97 lakhs.

(3) Cash Loan Scheme: Under this scheme the Board is giving loan assistance for construction of houses in different catogories. Uptill now about 2,419 beneficiaries have been sanctioned Rs.697.61 lakhs loan under the scheme.

Ashraya Housing Scheme

This is a newly-introduced (1991) housing scheme of the State Government that covers the entire State. Under this all houseless and siteless persons of

both urban and rural areas are covered. The twin objectives of the scheme are (1) distribution of house sites and (2) construction of houses with KHB as the nodal agency. Under this massive housing scheme, there is a programme for constructing 2,64,880 houses in 224 assembly constituencies. The Ashraya scheme includes economically weaker rural section in which 1.84 lakh houses are proposed. Under Ashraya Urban Housing Scheme, it is proposed to construct about 30,000 houses in urban centres for the economically weaker section.

Ashraya (Dr. Ambedkar Centenary Scheme): Under this scheme it is planned to construct 29,880 houses and of them 19,880 units will be in rural areas and the balance in urban centres.

Ashraya (Slum Housing for Bangalore City): In this programme it is proposed to build 21,000 tenements in selected slums of Bangalore city with a unit cost of Rs.33,000.

Distribution of Sites under Ashraya Scheme: Under this scheme, the Government had fixed the target for distribution of 30,000 house sites for economically weaker sections in all urban areas except Bangalore city and also 1.75 lakh sites for rural areas. During 1992-93, in urban areas 12,053 and in rural areas 1,11,868 house sites were distributed. Since inception of the scheme, a sum of Rs.1,673 lakhs for the rural areas and Rs.397.14 lakhs for urban areas have been released to the implementing agencies, says a report. The Board could not implement the programme fully as it was intended, since the expected loan could not be released.

On review of the programme of the KHB, the Government have decided to reduce the number fo units to 1,06,000 houses at the rate of 500 houses per constituency at an estimated cost of Rs.160 crores. Out of this 40,000 houses were expected to be completed by the KHB by March 1993 and the balance of 66,000 would be constructed by the Deputy Commissioner's of the district. (Source: Dept. of Housing and Urban Development - Annual Report 1992-93)

In addition to the Housing Board, the other agencies like the Government, Banking institutions, LIC and Corporate bodies like Canfin Homes, HDFC and Housing Co-opeative Societies are helping to ease the problem of housing to a considerbale extent specially in urban centres.

Karnataka Urban Water Supply and Drainage Board

Karnataka Urban Water Supply and Drainage Board is responsible for planning, designing and execution of water supply and sanitation works in all the Urban Centres of the State, except Bangalore city for which there is a separate board ie. BWS&SB. Consequent on the formation of Mandal Panchayats (1987-88), the operational jurisdiction of the Board is now reduced and confined to 172 towns covering a population of 90.98 lakhs as per 1991 census. The

Board is executing the following categories of Urban Water Supply and Sewerage Schemes Viz. (i) Piped Water Supply Scheme for towns with less than 20,000 population, under which entire cost of the scheme is met by the Government grants; (ii) Urban Water Supply Scheme for towns with population 20,000 and above. These schemes are financed partly(50%) by LIC/HUDCO as a loan to local authority and the balance portion by Government as a loan to local authority and partly by the CMC/TMC depending upon the financing pattern as approved by the Government and (iii) Board Schemes: This is executed by the Board as per the Government direction with loan assistance from Government and LIC and these schemes are maintained by the Board.

For the U.G.D Schemes of the Board, funds are provided partly by LIC/HUDCO. The Government of India have recommended to take up U.G.D Schemes only for towns with population of more than one lakh and towns located on river banks. Water supply and sanitation works are also undertaken by the Board under the Special Component Plan only in S.C. dominated areas in towns and cities out of Government grants. Under Deposit Contribution Works Schemes, the Board undertakes water supply and UGD works on behalf of Municipality, Housing Board, Urban Development Authority, Karnataka Power Corporation etc., and these schemes are fully financed by the concerned agencies. The Board also undertakes water supply works in scarcity affected areas at the instance of Government through the Deputy Commissioner. The Board is also executing works in Hyderbad Karnataka area for which funds are made available from the Hyderabad Karnataka Area Development Board.

Add to page No.485-86:

Karnataka Slum Clearance Board

As in 1992-93, there were 1,370 identified slums in the State covering an estimated slum population of 13.50 lakhs. The Slum Board (1975) is responsible for the improvement of 1242 slums and the rest 128 come under the purview of the BCC and BDA. The Slum Clearance Board, under the Slum Improvement Scheme, is providing basic amenities to the slums. Since its inception upto end of 1991 March, 807 slums were improved under this scheme at a cost of Rs.1052.49 lakhs (including central incentive grant), covering 8.91 lakh slum population.

Under Slum Clearance Scheme, the Board undertakes rehabilitation and resettlement of slum dwellers. Since inception upto the end of March 1992, the Board has constructed 9445 EWS (Economically Weaker Section) Houses entailing an expenditure of Rs.1463.89 lakhs, 80% of which includes HUDCO loan assistance. Since 1991-92, the Board has introduced a new programme 'Sites and Services', under which house sites are formed by providing infrastructure facilities to distribute the same to the houseless slum dwellers.

OTHER DEPARTMENTS

Add to Page No.478:

State Departments

Agriculture: The Department of Agriculture comes under the administrative control of the Secretary, Agriculture and Horticulture Department. The Department is headed by a Director and is assisted by two Additional Directors and a Joint Director of Agriculture (Administration) at the Headquarters. One of the Additional Director to look after the Development and another to Soil Conservation wings. The additional Directors are assisted by six Joint Directors and in turn they are assisted by 23 Deputy Directors, 10 Assistant Directors, 11 Agricultural Officers, one Deputy Director of Statistics. There are 16 Soil Conservation divisions in the State functioning under the Soil Conservation set up and each division is headed by a Deputy Director and under this there are 66 Sub-Divisional Soil Conservation Units and each unit is headed by an Agricultural Officer. There are 19 Soil Health Centres in the State catering to the services of testing the soil and water samples and one mobile unit at Dharwad.

Anti-Dowry Cell

The Anti-Dowry Cell, Bangalore, came into being during the year 1989 and it is headed by a Superintendent of Police, who is assisted by three Deputy Superintendents of Police, 13 Women Inspectors, four Men Inspectors, one Woman Sub-Inspector one Woman Constable, three Men Constables and other staff. Its main activities are to investigate all the dowry death cases reported in Karnataka and cases of dowry harassment referred by the Government. The Cell is functioning under the control of the Inspector General of Police, COD, Bangalore.

Architecture

The Office of the Chief Architect to Government of Karnataka, Bangalore had been functioning as an independent wing of PWD since about 1948 and the Department of Architecture came into existence on 30th Oct., 1986 after bifurcation from PWD. The Department mainly undertakes furnishing of Architectural Designs for building projects of various Government Departments and also for Quasi-Government Organisations and autonomous bodies. The Department is headed by the Chief Architect and he is assisted by four Deputy Architects 16 assistant Architects, 28 Junior Architects and other staff totalling to 101 posts in different categories.

Add to Page No.480:

Archives

The Karnataka State Archives department has opened two divisional offices one at Mysore (1984) and another at Dharwad (1986). The Department is under the ITY Secretariat. Mysore Palace papers acquired in 1983 is a notable achievement in collecting private records.

Add to page No.479:

Animal Husbandry and Veterinary Services

The Department of Animal Husbandry and Veterinary Services has administrative set-up at various levels. The Director of Animal Husbandry and Veterinary Services is the Head of the department and he is the State Level Officer. He is assisted by an Additional Director, two Joint Directors, nine Deputy Directors, six Assistant Directors, one Financial Assistant, one, headquarters assistant and other staff. There are four divisional offices headed by the Joint Directors functioning at Bangalore, Mysore, Belgaum and Gulbarga.

The district level administration of all the districts except Bangalore is under of the Zilla Parishads and the office is headed by a Deputy Director. At the taluk level there is an Assistant Director (Veterinary Hospital). The Department is under the Animal Husbandry and Fisheries Secretariat.

The Department is now engaged in transferring the latest technology to the farmers in respect of dairying, other livestock and poultry development.

Add to page No.481:

Backward Classes and Minorities

The Department of Backward Classes and Minorities is headed by a Director who is a Senior I.A.S Officer and he is assisted by two Joint Directors, three Deputy Directors, five Assistant Direcotrs and other staff at the head office. The main function of this department is to implement various welfare programmes for the benefit of Backward Classes and Minorities in the State. The District Sector Schemes of the department are implemented through the Zilla Parishads, and the Cheif Secretary of the Zilla Parishad is in charge of the implementation and he is assisted by the District Officer for Backward Classes and Minorities (Group-A Junior Scale) along with the supporting staff. At the taluk level, the Block Development Officers are in-charge of the implementation of the departmental schemes. There are 40 Inspectors in the department to assist the District Officers and Block Development Officers.

Add to page No. 484-485:

Chief Inspector of Factories and Boilers

The Chief Inspector of Factories and Boilers is the head of the department under Labour Secretariat and he is assisted by one Joint Chief Inspector, one Deputy Chief Inspector and other staff. There are 21 divisions in the factories side, four of them are headed by the Senior Inspector of Factories and the remaining 17 by the Inspector of Factories and the there are eight divisions on the boiler side, two of them are headed by Senior Inspector of Boilers and the remaining six are headed by Inspector of Boilers. There is one Additional Chief Inspectress of Factories to look after the problems of women and child labour in factories with State-wide jurisdiction.

Commissioner for Public Instruction

The Department of Public Instruction headed by the Commissioner under Education Secretariat is incharge of administration of School Education starting from Pre-Primary to composite Junior Colleges, Teacher's Training Institutes, Colleges of Education, Special Education, Physical Education, Music Education and Arabic Institutions. There are eight Directorates, each headed by a Director of Public Instruction in sectors of Primary Education, Secondary Education, Research and Training, Urdu and other Minority Language Institutions and Pre-university education. At the head office, the Commissioner has the assistance of three Joint Directors one each for administration, school education and planning and mid-day meal, one Chief Accounts Officer-Cum-Financial Advisor and other officers and staff. There are four divisional offices at the Divisional headquarters each headed by a Joint Director, 21 educational district offices each headed by a Deputy Director and 190 block level ranges, each headed by an Assistant Educational Officer. After the formation of Zilla Parishads on 1st April 1987, Primary and Secondary education programmes are handed over to Zilla Parishads, with a view to ensure local support in the development of school education in rural areas. (for details see chapter X).

Add to page No. 485:

Drugs Control

At the headquarters, the Drug Controller is assisted by one Additional Drugs Controller, two Deputy Drugs Controllers, two Assistant Drugs Controllers, one law officer, five Drugs Inspectors, one Administrative Assistant, one Accounts superintendent, five superintendents and other staff. The Department is under the control of Health and Family Welfare Secretariat. The department conducts D.Pharma examinations of all pharmacy colleges.

Ecology and Environment

The Department of Ecology and Environment came into existence in 1981. The main functions of the department are to co-ordinate environmental programmes in the State and to create and intensify environment awareness among the public and to promote and support environmental research project in the state. The Secretary is the Head of the Department and he is assisted by a Special Secretary, one Director (technical cell), Under Secretary, one Scientific Officer, two scientists and other staff. The department is under the administrative control of the Secretary, Forest, Ecology and Environment form July 1993.

Add to page No. 485:

Department of Co-operative Audit

The Department is headed by a Director and he is assisted by two Deputy Directors and six assistant directors together with the supporting staff at the headquarters. Each of the four divisions and 20 districts have the divisional and district level offices headed by a joint director and a deputy director respectively. There are 49 sub-divisional offices headed by an assistant director and each of the taluk which has no sub-divisional office, has an office headed by a senior auditor.

Add to page No. 481:

Directorate of Economics and Statistics

In 1984, the nomenclature of the Bureau of Economics and Statistics was changed as "Directorate of Economics and Statistics". The Director of the Directorate is the *ex-officio* State Agricultural Census Commissioner and also *ex-officio* Officer on special duty under the Collection of Statistics Act, for the purpose of annual survey of industries. This Department comes under the adminstrative control of the Secretary to Government Planning, Institutional Finance and Statistics Department of the Karnataka Government Secretariat. The department is headed by a Director at the State headquarters. The Director is assisted by five joint directors, 30 deputy directors (including 20 statistical officers) and 30 assistant directors and supporting staff in technical matters and by an administrative officer in the rank of a deputy director with supporting ministerial staff in administrative matters.

Directorate of Sugar

The main objective of the Directorate of Sugar is to develop sugar industries in the State, particularly in co-operative sector. Some of its main activities are to organise, register and supervise co-operative sugar factories; to conduct detailed survey of cane growing area; to assist the newly licensed factories in placing orders for supply of sugar plant and machines. It is a single unit office headed by a Director who is also ex-officio additional Registrar of Co-operative Societies to exercise powers under the Karnataka Co-operative Societies Act 1959. The Directorate is under the jurisdiction of the Secretariat of Co-operation.

Add to page No. 486-487:

Excise

The Excise Department is the second largest revenue department in the State and functioning under the administrative control of the Finance Department. The Department is headed by an Excise Commissioner. He is assisted by the Deputy Commissioner of Excise (Administration, Inspection and Head Quarters). The Excise Commissioner is also assisted by five other Deputy Commissioners of Excise at the Head Office and five Deputy Commissioners of Excise in the Excise divisions. At the district level, the Excise Commissioner is assisted by the Deputy Commissioners of Excise of the district (these posts are newly created). The enforcement activitites at the district level are looked after by the Deputy Superintendents of Excise of the Intelligence Bureau and Sub-divisions, who are under the adminstrative control of the Deputy Commissioner of Excise of the

five excise divisions. Thus in total there are 33 Deputy Commissioners of Excise, 50 Superintendents of Excise, 132 Deputy Superintendents of Excise in addition to inspectors of excise and sub-inspectors of excise apart from Guards and ministerial staff. The department enforces the Narcotic Drugs and Psychotrophic Substances Act 1985 (in addition to those mentioned: see original Part II P.486). The department also enforces the Central Acts and Rules like Molasses Control Order, 1961 and Ethyl Alcohol (Price Control) Order, 1971.

Add to page No.487:

Fisheries

The department is headed by a Director and he is assisted by two Joint Directors, two Deputy Directors, Two Senior Assistant Directors (Administration), four Assistant Directors and other staff. The Department has Inland Fisheries Zones headed by the Deputy Director of Fisheries with headqurters at Shimoga, Bangalore, Bellary, Belgaum and Mysore. Besides the department has the Deputy Director's Office at Dakshina Kannada and Uttara Kannada districts, Senior Assistant Director of Fisheries at Kolar, Tumkur, Mysore, Hassan, Shimoga, Chitradurga, Gulbarga, Belgaum, Mandya, Raichur, Bijapur, Dharwad and Bellary districts and Assistant Director of Fisheries (Grade I) at Bangalore, Kodagu, Chikmagalur and Bidar districts. At the taluk level, there are Assistant Directors of Fisheries (Grade II) assisted by the Fishery Supervisors and Fisheries Fieldmen. The Department falls under the administrative control of Animal Husbandry, Veterinary Services and Fisheries Dept.

Add to page No.488:

Food and Civil Supplies

In additon to the staff that existed in 1983, now, there is one Chief Accounts Officer to look after the accounts and he is a Deputy Controller of Accounts from the State Accounts Department. There is one Assistant Director (Statistics) drawn from the Department of Economics and Statistics to look after the statistical matters and there is a Public Relation Officer drawn from the Department of Infomration and Publicity to look after the work of publicity matters. At the district level, the programmes of the Food and Civil Supplies Department is implemented by the Deputy Commissioner with the assistance of Deputy Director of Food and Civil Supplies (formerly there was a food assistant at the DC's office) with the supporting staff and at the taluk level, the Tahsildar of the taluk is in charge of Food and Civil Supplies matters.

Add to page No.488:

Forests

The designation of the head of the Forest Department was changed with effect from 27th March 1984 as Principal Chief Conservator of Forests in place of the then Chief Conservator of Forest and further the department was re-organised

on 1st April 1992 with two apex wings namely (1) Development and (2) Management. The Development wing is headed by the Principal Chief Conservator of Forests (development) and he is assisted by Cheif Conservator of Forest (wild life), Chief Conservator of Forests (social forestry), Additional Chief Conservator of Forests (working plan and development), Conservator of Forests (research and utilisation), Conservator of Forests (Development), Deputy Conservator of Forests (Development), Deputy Conservator of Forests (Plan Monitoring), Administrative Assistant (Development) supported by Gazetted Managers and other staff.

The Management wing is headed by the Principal Chief Conservator of Forests (management) and he is assisted by Chief Conservator of Forests (adminstration); Conservator of Forests (Western Ghats); Conservator of Forests (Vigilance); Conservator of Forests (Forest Conservation); Deputy Conservator of Forests (Soil Conservation); Chief Controller of Accounts, Assistant Director of Statistics, Administrative Assistant (administration), Administrative Assistant (Management), supported by Gazetted Manager and other staff (for futher details see chapter I, Forests).

Add to page No.489:

Horticulture

The Director of Horticulture is assisted by five Joint Directors, one each for adminsitratioin, development, planning, plantation and spices and credit marketing and training programmes and they are assisted by Deputy Directors and other staff. Since 1992 the divisional Offices of Bangalore, Mysore, Belgaum and Gulbarga are headed Joint Directors and earlier they were headed by the Deputy Directors. In each district there are posts of Deputy Directors in order to implement the district sector programmes and posts of Senior Assistant Directors of Horticulture in order to implement the State Sector programmes. Besides there are posts of Senior Assistant Directors of Horticulture and posts of Assistant Directors of Horticulture and posts of Assistant Directors of Horticulture in 135 taluks to look after the Zilla Parishad Sector programmes at the taluk level and under these posts, there are posts of Assistant Directors of Horticulture. Besides there are posts of Assistant Directors of Horticulture in the training centres of the State Sector and also in some Hortcultural farms.

Add to Page No. 491:

Insurance Department

The Department (KGID) is headed by a Director and he is assisted by Seven Deputy Directors, One Actuary, 32 Assistant Directors/District Insurance Officers, 79 Superintendents and other staff. There are 21 District Insurance Offices headed by a District Insurance Officer including additional one each in Hubli and at Bangalore.

Add to page no 491:

Kannada and Culture

The Department of Kannada and Culture creates cultural awareness among the common people by organising cultural programme in the entire State. Under the Programmes of *'Samskriti Sudina'* is held on every second Friday of the month. Besides it also holds cultural festivals at the places of historical importance like Hampi, Pattadakal, Navarasapur (near Bijapur), Chitradurga and other centres. Every year the department awards ' Pampa Prashasti' for the outstanding work in Kannada, both for creative and for non-creative and 'Sri Kanaka-Purandara Prashasthi' for the outstanding contribution in Karnatik Music. Honouring outstanding artists of the State by way of granting honorarium, sanctioning monthly pension and financial assistance to scholars of outstanding reputation, to bestow Rajyotsava award for great personalities of different fields and to extend assistance for the various cultural and literary activities of the Scheduled Castes and Scheduled Tribes under the Special Component Plan are some of the other main activities of the Department. The Department is headed by a Commissioner who is asssisted by a Joint Director, a Deputy Director, an Assistant Director, one Gazetted Manager, one Senior Translator, one Accounts Superintendent, one Office Superintendent and other staff. The Department has divisional level offices at Bangalore, Mysore, Gulbarga and Belgaum headed by a Deputy Director. There are district level offices in all the districts headed by an Assistant Director. The Department is under the administrative control of the newly created Secretariat of Kannada and Culture form July, 1993.

Add to Page No. 492:

Karnataka Gazetteer

The Karnataka Gazetteer Department was made permanent in 1986. The Department has completed the publication of the English series of all the Dirstrict Gazetters and has now taken up the revised District Gazetteers in Kannada. The Kodagu District Gazetteer is the first of its kind in the new series and it has been published both in Kannada and in English. Presently the department is engaged in publishing the decennial supplement to the State Gazetteer and the revised edition of Dharwad District Gazetteer. This department is now under the administrative control of the Secretary to a Government, Information, Tourism and Youth Services.

Add to Page No. 492:

Labour

The labour Department is headed by a Commissioner of Labour, who is assisted in his duties at the headquarters by an Additional Labour Commissioner, a Joint Labour Commissioner (Administration and Minimum wages), One Joint Labour Commissioner (Industrial Relations), one Deputy Labour Commissioner (Publicity and Statistics), one Assistant Labour Commissioner, and Secretary

(Minimum Wages Advisory Board), one Labour Officer (Child Cell), one Administrative Officer, three Headquarters Assistants and other staff. For the purpose of administrative convenience, there are five Regional offices each under Deputy Labour Commissioner, at Bangalore Region I and II; Belgaum, Gulbarga and Hassan, eleven Divisional Offices under Assistant Labour Commissioners, 23 Sub-Divisional Offices under Labour Officers, 61 Circles under Senior Labour Inspectors and 122 circles under Senior Labour Inspectors and 122 circles under Labour Inspectors. The Department is under the control of the newly created Labour Secretariat.

Add to Page No. 493:

Mines and Geology

In order to streamline the mineral administration, subsequent to 1983 the following posts have been created in the Dept. of Mines and Geology: Additional Director (Minerals) at the Head Office; two posts of Joint Directors at Zonal levels namely North Zone and South Zone with the main functions of effective administrative control of subordinate offfices and ground water development. North Zone comprises of Bellary, Belgaum, Bidar, Bijapur, Chitradurga, Dharwad, Gulbarga, Raichur and Uttara Kannada having Bellary as its headquarters and the South Zone comprises of Bangalore North, Bangalore South, Kodagu, Chikmagalur, Hassan, Kolar, Mandya, Mysore, Shimoga, Tumkur and Dakshina Kannada having its headquarters at Mysore. Under the control of Joint Directors town units of "Ground Water Targetting by Remote Sensing Techniques" each headed by a Geologist have been established during 1988 at the respective Zonal Headquarters. Besides, a few Geologist Offices have been created at selected districts and at present eleven Senior Geologist offfices (Mineral and Ground Water) and seven Geologist offices (Mineral) are functioning. In all there are 30 Group "A" Posts, 270 Group "B" Posts; 568 group "C" Posts and 374 Group "D" Posts in the department. The main activitites of the department are mineral administration, survey and assessment of mineral resources of the State, survey and assessment and management of ground water resources of the State and implementation of ground water development programmes of the Government through Zilla Parishad and Public Health Engineering divisions.

Add to Page No. 716:

The Population Centre

The Population Centre is headed by a Director, who is assisted by four Assistant Directors, Research Officers, one Nutritionist, 18 Research Assistants, one Research Librarian, one Administrative Officer-Cum-Accounts Officer, one Accounts Superintendent and other staff.

At the end of the 3rd Paragraph:

In addition,the Population Centre helps the Directorate of Health and Family

Welfare Services of Karnataka in implementing its various programmes more effectively and efficiently by undertaking relevant research and evaluation studies and by organising in-service training programmes for medical, para-medical and non-medical personnel.

Add to Page No. 497:

Public Libraries

There is one Special Officer for Mandal Panchayat Libraries in the Director's office. The Department has 334 branch libraries, 451 Mandal Panchayat Libraries, 300 book distribution centres and 150 service centres. Besides there are eight mobile libraries functioning at Bangalore, Belgaum, Dharwad, Gulbarga, Karwar, Mangalore, Madikeri and Mysore.

Add to Page. No 736:

Public Health Engineering Department

After I Paragraph:

The Department is headed by one Engineer-in-Chief. It has four circles headed by a Superintending Engineer having headquarters at Bangalore, Mysore, Belgaum and Gulbarga and under the control of these circle offices Well Boring Division, Bangalore, Mechanical Division, Hassan, Mechanical Division, Dharwad and Mechanical Division, Gulbarga and their sub-divisions respectively are functioning. With formation of Zilla Parishads, with effect from 1st April, 1987, the administration of 17 Public Health Engineering Divisions and 50 Public Health Engineering Sub-divisions have been transferred to the respective Zilla Parishads.

Previously the Rural Water Supply was planned, designed and implemented by the Public Health Engineering Department, with the setting up of the Zilla Parishads, the implementation of the Rural Water Supply and Sanitation Programmes in the State are now vested with the Zilla Parishads in 19 districts and in Bangalore district, it is under the control of the Deputy Commissioner, Bangalore. The Department is under the control of the Secretariat of Rural Development and Panchayat Raj.

Add to Page No. 723:

Public Health Institute

II Paragraph:

During 1992-93 the production of anti-cholera vaccine was 6,05,000 ml, anti-typhoid vaccine was 76,000 ml and the number of various samples analysed was stool samples for Cholera-19887, Blood samples-31, Food samples 1596 and Water Samples-25. The Institute has trained nine persons under Junior Laboratory Technician training programme and 23 Graduate Health Inspectors under Food Inspector Training Programme during the year 1992-93. The Joint Director of the Institute is assisted by a Deputy Director, a Chief Chemist, Four

Senior Chemists, three Chemists, a Divisional Public Analyst, two Food Analysts, an Assistant Bacteriologist and other staff. Four Divisional Laboratories, five Regional Laboratories located at Chikmagalur, Chitradurga, Dharwad, Mangalore and Raichur and 20 District Laboratories are functioning under the supervision of the Joint Director.

Add to Page No. 498:

Small Savings and State Lotteries

In 1992 the head of the Department has been re-designated as the Director of Small Savings and State Lottery. He is assisted by 10 Deputy Directors, 24 Assistant Directors, 48 Development Officers, 174 Assistant Development Officers and other staff. Mobilisation of resources for developmental activities by popularising Small Savings Scheme, holding of lottery draws and settlement of prize claims and administration of the Karnataka State Employees Group Insurance Scheme are some of the main functions of this Department. Seven Divisional offices headed by the Deputy Directors are functioning at Bangalore,Tumkur, Mysore, Mangalore, Shimoga, Belgaum and Gulbarga and twenty Assistant Director's offices for Small Savings are functioning at Bangalore (one for Bangalore South and one for Bangalore Rural District), Tumkur, Kolar, Mysore, Mandya, Hassan, Mangalore, Madikeri, Karwar, Shimoga, Chitradurga, Chikmagalur, Belgaum, Dharwad, Bijapur, Gulbarga, Raichur, Bellary and Bidar under the control of the Director. The Commisioner and Secretary to the Government, Finance Department is the controlling authority of this office.

Add to the Page No. 499:

Social Welfare

The Director of Social Welfare is the head of the major department of Social Welfare. The Directorate is under the control of Secretariat Department of Soicial Welfare. The main function of this Department is to implement the various welfare programmes for the benefit of the Scheduled Castes and Scheduled Tribes in the State. The Director is assisted by four joint Directors, one each for the implementation of the Economic Schemes, other schemes, Special Component Plan and Tribal Sub-Plan, five Deputy Directors, one each for Specical Component Plan and Tribal Sub-Plan,Co-ordinations,Hostels, Employment and Headquarters. Further there are three Assistant Directors, one to assist the Deputy Director (Headquarters) and two to look after matters relating to hostels and other educational schemes, one Research Officer to look after Tribal Research work, one Chief Accounts Officer and an Accounts Officer to look after the financial matters and other staff. At the district level Zilla Parishads are in charge of the implementation of all schemes of the department and there is a District Social Welfare Officer in each district who is assisted by other staff. At taluk level, the Block Development officers are in charge of the implementation of all schemes of the department and they are assisted by an officer of

the department. Taluk Offices of the department have been set up in 35 taluks, where the Scheduled Caste population is above 50,000 and in the these taluks, the Taluk Social Welfare Officers are in charge of implementation of departmental schemes.

Five project co-ordinators are assisting the Zilla Parishads in implementation of Tribal Sub-Plan in Mysore, Kodagu, Dakshina Kannada and Chikmagalur districts where integrated Tribal Development Project are started. There is one Special Officer at Hunsur in Mysore District to implement various welfare schemes for the alround development of Jenu Kurubas. There are five Pre-Examination Training Centres headed by a Principal in the Cadre of Deputy Director of Social Welfare, two at Bangalore and one each at Mysore, Gulbarga and Dharwad for coaching Scheduled Castes and Scheduled Tribes candidates for the various competitive examinations.

Add to Page No. 501:

State Accounts

The Department now consists of 19 district Local Audit Circles functioning at the District level and Bangalore District and and Bangalore Rural District are covered under one Common Local Audit Circle. Besides, eight offices of Government Auditors in all the Universities of the State and six offices of Chief Auditors of City Corporations in the State are functioning in the department. The total number of staff is of the department working in various categories is 3,543 and of which 2,919 are on deputation to various departments as statutory bodies.

Add to Page. 499:

Survey Settlement and Land Records

The Department has four divisions and 49 sub-divisions.

Transport

The Office of the Commissioner for Transport in Karnataka came into being in 1956 and its main function is to administer and enforce the provisions of Motor Vehicles Act, Taxation Act and rules thereunder. At the head office, the Commissioner is assisted by two Joint Commissioners for Transport, one for Administration and one for Enforcement, one Secretary and Joint Commissioner for Transport, one Assistant Transport Commissioner, Assistant Secretaries, Assistant Law Officer, Superintendents and other staff. There are five divisional offices headed by the Deputy Commissioner for Transport at Bangalore, Mysore, Shimoga, Belgaum and Gulbarga, 33 Regional Transport Offices, five Assistant Regional Transport offices and eleven check posts under the control of the Commissioner. At the Secretariat level this office functions under purview of the Home and Transport Department (from July 1993).

Welfare of the Disabled

The Department of Welfare of the Disabled started functioning during 1988-89. Earlier to the establishment of this department, the welfare of the disabled was looked after by the Department of Women and Child Development. The Director is the head of this Department and at the headquarters he assisted by one Deputy Director, one Assistant Director, two Office Superintendents, one Accounts Superintendent and other staff. The Government Blind Schools at Mysore, Bellary, Gulbarga and Belgaum, and Social Service Complex, Government Hostel for the Disabled Employees and Trainees for Men and Government Hostel for the Disabled Employees and Trainees for Women,all the three at Bangalore are functioning under Department. At the District level, Women and Child Development Office functions on behalf of this Department.

STATE BOARDS AND CORPORATIONS

Karnataka State Construction Corporation Ltd.

The Karnataka State Construction Corporation Ltd., came into being in 1968 and it is headed by the Managing Director and he is assisted by a Company Secretary and General Manager, Personnel and Administration, General Manager, Finance and Accounts, Deputy Architect, Executive Directors and other supporting staff. Its main activity is the construction of buildings, roads, dams, bridges etc. The offices of the General Managers 1, 2 and 3 of Bangalore, Mysore, Gulbarga, Bidar, Shimoga, Mangalore, Belgaum, Hospet, Raichur and Ajjipura (Mysore Dist) of the Corporation are under the control of the Managing Director. The Secretary to Government, Public Works Department, Bangalore is the immediate superior to the head of the office.

Housing and Urban Development Corporation

The Regional Office of the Housing and Urban Development Corporation is functioning in Bangalore. The Regional Chief is the head of this office and he is assisted by one Assistant Regional Chief, Four Assistant Appraisal Officers, Two Assistant Finance Officers, one Private Secretary and other staff.

To provide long-term finance for construction of houses, to subscribe the debentures, bonds to be issued by State Housing Boards etc., for the purpose of financing and urban development programmes and to provide consultance services for the projects of designing and planning works relating to Housing and Urban Development Programmes in India and abroad are some of the main functions of this Corporation. The office has the jurisdiction over the Karnataka State and it is controlled by the Executive Director (South), Madras Zonal Office.

Karnataka State Khadi and Village Industries Board

Karnataka State Khadi and Village Industries Board was established in 1957 and in the beginning it was headed by a Secretary. During 1985, the

designation of the head of the office has been changed as Chief Executive Officer. Nineteen district offices headed by a District Officer and four divisional offices headed by a Divisional Officer are functioning under the control of this Board. Some of the main activities of the Board are to start, encourage, assist and carry on village industries; to render assistance to village industries; to conduct related training programmes; to assist in maintenance of institution for the development of village industries; to arrange for the supply of raw materials, tools, implements and other equipments required for village industries; and to arrange for the sale of the products of the said industries. The Chief Executive Officer is assisted by one Financial Advisor and Chief Accounts officer, one Accounts Officer, one Joint/Deputy Registrar of Co-operative Societies, one Additional Accounts Officer, one Deputy Chief Executive Officer, one Legal Advisor, one Publicity Officr, four Speical Tahsildars, one Techinical Superintendent, one Office Manager, one Statistical Officer and other staff. The Chairman is the immediate superior to the head of the office.

Karnataka Legal Aid Board

The Karnataka Legal Aid Board headed by a Secretary came into existence on 5th March 1981 and earlier to this it was functioning as part of the Department of Law and Parliamentary Affairs, Karnataka Government Secretariat, and the then name of the office was Karnataka Legal and Advisory Board. Some of the main activities of the office are: to provide free legal aid and social justice to the weaker sections of the society; to find ways and means for making justice less expensive and more expeditious; to take measures by way of encouragement, guidance and financial help to various organizations for spreading legal literacy; to create legal awareness amongst people and to provide aid for filling public interest litigation. The Board has state-wide jurisdiction. Nineteen District Legal Aid Committees and 130 Taluk Legal Aid Committees are functioning under the control of this board. The Executive Chairman who is also the Secretary to Government, Department of Law and Parliamentary Affairs is the controlling authority of this Boards.

Karnataka Minorities Development Corporation Limited

The Karnataka Minorities Development Corporation Ltd., was established in 1986 and it is headed by Managing Director and he is assisted by a Company Secretary, Accounts, Superintendent, First Division Clerk, Accounts Clerk, Stenographer and other staff. At the district level, the District Officer,Backward Classes and Monorities Department is looking after the activities of this Corporation. The main objective of the Corporation is to financially assist the members belonging to religious miniorities in the State and to bring about awareness among the various minorities about the various beneficial schemes like motor driving training and computer training. The Corporation is controlled by the Secretary, Social Welfare and Labour Department, Bangalore.

Karnataka State Police Housing Corporation Limited

Karnataka State Police Housing Corporation Limited., came into existence during June 1985 and it is headed by a Chairman and Managing Director. Its main function is to construct residential and non-residential buildings, required for the Police, Jail and Fire Force Departments having jurisdication throughout the State. The Chairman and Managing Director is assisted by three staff officers, namely, Superintending Engineer (head of the Engineering Section), Assistant Controller of Accounts and Gazetted Headquarters Assistant who is in charge of Administration. Two divisional offices each headed by an Executive Engineer, one at Bangalore which comprises four sub-divisions each headed by an Assistant Executive Engineer with their headquarters at Bangalore (Sub-Division) I and II, Mysore (Sub-divcision) III, and Shimoga (Sub-Division) IV and another divisional Office at Belgaum, which comprises of three sub-divisions at Belgaum, Mangalore and Gulbarga each headed by an Assistant Engineer and one Electrical Sub-Division at Bangalore headed by an Assistant Executive Engineer(Electrical) are functioning under control of this office. Superintending Engineer in the head office is the immediate superior to Chairman and Managing Director.

Karnataka State Warehousing Corporation

The Karnataka State Ware Housing Corporation is functioning in the State since 1957 and its main activities are the scientific storage of food grians and other materials, and soil fumigation, aerial fumigation, Farmers' Extension Service and Disinfection work. The Managing Director is the head of the office and he is assisted by three General Managers, one Manager (Training), four Regional Managers, one Administrative Personal Officer, One Vigilance officer, six Deputy Managers, one Assistant Executive Engineer and other staff. It has four divisions having Bangalore, Mysore, Hubli and Raichur as headquarters and 97 State warehouses headed by Ware House Managers. The Managing Director is under the control of the Chairman and Board of Directors.

Karnataka State Women's Development Corporation

Karnataka State Women's Development Corporation Limited headed by a Chairman and Managing Director was established in 1987 under the Companies Act 1956 to promote Women Welfare and its main focus is on the target of group of women below the poverty line or marginally above the poverty line, Scheduled Caste, Scheduled Tribe, minorities, backward classes and middle class women. The main objectives are to promote schemes for sustained income generating activities, giving priority to single women and IRDP beneficiaries, to facilitate availability of credit through banks and other financial institutions, to extend technical assistance, to promote and strengthen women's organisations and to arrange need based training to women in Industrial Training Institutes, Women's polytechnics and other Government institutions. The head of the Corporation is assisted by two General Managers, one Company Secretary, one Administrative Officer, one Industrial Promotion Officer, one Manager and other

staff. The Project Officer, Devadasi Rehabilitation Project, Ghataprabha, Belgaum district and the Project Officer, Devadasi Rehabilitation Project, Jamkhandi, Bijapur district are functioning under and control of this office.

Following are the Boards and Corporations of the Government of Karnataka other than those discussed and in other Chapters.

1. Karnataka Agro-Industries Development Corporation Ltd., Bangalore.
2. Karnataka Compost Development Corporation Ltd., Bangalore
3. Karnataka Co-operative Consumers Federation Ltd., Bangalore.
4. Karnataka Leather Industries Development Corporation, Bangalore.
5. Karnataka State Agricultural Marketing Board, Bangalore
6. Karnataka State Coir Development Corporation, Bangalore.
7. Karnataka State Social Welfare Advisory Board, Bangalore.

CENTRAL GOVERNMENT OFFICES

Accountant General, Bangalore

The Controller's office, Mysore was changed as Accountant General, Mysore on 1-4-1950 at the time of Federal financial integration. The office was bifurcated into two units of Accountant General-I and Accountant General-II in February 1981. On restructuring of cadres on 1st March 1984 separate offices were formed for accounts and entitlement and for audit functions. The Accountant General (Accounts and Entitlement) is assisted by five Deputy Accountant Generals to supervise the work with regard to administration, funds, gazetted entitlement, pensions and accounts and they are assisted by Accounts Officers, Assistant Accounts Officers, Section Officers, Supervisors and other staff. The main functions of the office of the Accounts and Entitlement are compilation and maintenance of accounts of the State, settlement of pensionary benefits and maintenance of Provident Fund Accounts of the State Government Employees, Regulation of pay and maintenance of leave account and issue of pay slips to Gazetted Officers of the State Government and inspection of treasuries.

Indian Audit and Accounts Department

The Offices of the Accountant General (Audit) I & II Karnataka, Bangalore were formed during 1984, consequent on the restructuring of the Indian Audit and Accounts Department. The Accountant General (Audit-I) who is the head of the office of the Accountant General (Audit-I) holds direct charge of Efficiency-cum-Performance Audit Reports and Internal Test audit in addition to the overall supervision of the office. There is one Senior Deputy Accountant General who supervises the administrative wing of both the offices of Accountant General (Audit) I & II and Central Audit of Accountant General (Audit-I). There are three other Deputy Accountants Generals to supervise the other groups of outside Audit Wing (Civil), outside Audit (Zilla Parishads) and the Commercial Audit Wing. The Accountant General (Audit-II) who is the head of

the Office of the Accountant General (Audit -II) holds direct charge of Efficiency-cum-performance Audit, Reports and Internal Test Audit wing in addition to the overall supervision of the office. There is one Branch office at Dharwad under the supervision of the Deputy Accountant General (Zilla Parishad). Both the offices have State-wide jurisdiction and also Goa for Central Revenue Audit-Direct Taxes and they are controlled by the Controller and Auditor General of India, New Delhi.

National Commission for Scheduled Castes and Scheduled Tribes

The Office of the Director for Scheduled Castes and Scheduled Tribes and Ex-Officio Deputy Commissioner for Scheduled Castes and Scheduled Tribes is functioning in Bangalore. The Main function of this office is to investigate and monitor all matters relating to the safeguards provided for Scheduled Castes and Scheduled Tribes. The Commission is invested with all the powers of Civil court while investigating or inquiring matters relating to the Scheduled Castes and Scheduled Tribes. The Director is assisted by one Research Officer, one Senior Investigator two Investigators, one Personal Assistant, one Office Superintendent and other staff. The Joint Secretary, National Commission for Scheduled Castes and Scheduled Tribes, New Delhi is the immediate superior to this office.

Sports Authority of India (See Chapter III)

All India Radio

The All India Radio has nine stations in the State. The Bangalore Station, has a programme wing headed by the Station Director, an Engineering Wing headed by the Superintending Engineer, an Administrative Wing headed by the Administrative Office, a Audience Research Unit headed by the Assistant News Editor and there are supporting staff in all these wings and units. Its programme jurisdiction is extended to Bangalore, Kolar, Tumkur, Hassan, Mysore, Mandya and Kodagu and has the administrative jurisdiction over the entire State. Three stations were opened in Karnataka during recent years at Hassan (1991), Chitradurga (1991) and Hospet (1992) bringing the total number of stations to nine. The Director-General, All India Radio, New Delhi is the controlling authority of AIR (See chapter VII also).

Add to page No. 504:

Anthropological Survey of India

The name of the office with effect from February 1990 is Southern Regional Centre and Deputy Director/Superintending Anthropologist is the head of the office housed at Mysore. The office has five sections, namely Cultural Anthropology, Physical Anthropology, and Administrative and Auxiliary Sections. The Deputy Director is assisted by two Superintending Anthropologists, a Junior Administrative Officer and other staff members. It has brought out a book on *People of India; An Introduction* during 1992. The Director-General, Anthropological Survey of India, New Delhi, is the Head of the Department.

C.F.T.R.I Liaison Office

The Liaison office of the Central Food Technological Research Institute, Bangalore came into being during 1984. It is headed by a Liaison Officer. Liaison and Public Relations works are the main activities of the office. This office is controlled by the Director of Central Food Technological Research Institute, Mysore.

Add to Page No 505:

Atomic Energy

The Office of the Southern Circle at Bangalore, Atomic Minerals Division has been redesignated as the Regional Centre for Exploration and Research of Atomic Minerals during 1986 and is headed by the Regional Director. Exploration and Research for Atomic Minerals are the main actvities of this office. The Centre has 161 scientific and technical staff and 201 administrative and auxiliary staff. The present jurisdiction of this Centre is Goa, Karnataka, Kerala, Tamil Nadu and parts of Andhra Pradesh below south of 150 latitude. It has two sub-regional centres one at Thiruvananthapuram in Kerala and another at Vishakapatnam in Andhra Pradesh.

Add to Page No 507:

Imports and Exports

The designation of the head of the office has been changed as the Joint Director General of Foreign Trade during 1993 and the earlier designation was the Joint Chief Controller of Imports and Exports. Its main functions are the issue of import and export licenses and grant of export incentives. The head of the office at Bangalore is assisted by the one Deputy Director General of Foreign Trade and two Assistant Director Genreal of Foreign Trade. There are two offices under the jurisdiction of the office, viz., Hyderabad and Vishakhapatnam.

Chittaranjan Locomotive Works

The office of the Senior Electrical Engineer (Inspection), Chittaranjan Locomotive Works(Indian Railways), is functioning in Bangalore since 1975, with the main objective of inspecting the locomotive equipments with the assistance of Senior Electrical Engineers, shop superintendents and other staff. This office has jurisdiction over the states of Karnataka, Tamil Nadu, Kerala and Andhra Pradesh and it is under the control of the Chief Electrical Engineer, Chittaranjan Locomotives, West Bengal.

Add to Page No 506:

Department of Company Affairs

There are two Group 'A' posts, two Group 'B' Posts, 20 Group 'C' Posts and five Group 'D' posts in the department and totally there are 29 posts. The

Regional Director, Department of Company Affairs, Madras is the controlling authority of this office.

The Gas Turbine Research Establishment

The Gas Turbine Research Establishment coming under Research and development organisation, Government of India, Ministry of Defence is functioning in Bangalore and it is headed by a Director. The Director is assisted by Civilian Scientists, Non-Scientific Officers, Service Officers and other staff. The office is controlled by the Controller of Research and Development, Ministry of Defence, New Delhi.

Films Division

The office of the Branch Manager, Films Division, Ministry of Information and Broadcasting, Government of India is functioning in Bangalore since 1971. The Films Divsion is the single largest National Agency devoted to the production and distribution of documentaries and News Magazines. Besides it has made Education-cum-Instructional films for various Government Departments like Defence, Agriculture, Social Welfare and many others. Nearly 1,500 films produced by this have won National and International awards.

Add to page No. 508:

National Sample Survey Organisation

The Zonal Office of the National Sample Survey Organisation (Field Operation Division) started functioning at Bangalore, during 1975 and in the beginning it was headed by a Deputy Director and with effect from May 1988 it is headed by a Joint Director. Administration and technical co-ordination of various schemes of work and imparting in-service training to field staff of Southern Zone are the main activities of this office. The Administrative jurisdiction of this office includes States of Andhra Pradesh, Karnataka, Goa, Kerala and Tamilnadu and Union territories of Pondicherry, Andaman and Nicobar Islands, Lakshadweep and totally 10 Regional offices and 30 Sub-Regional offices are functioning under this office. The Joint Director is assisted by one Assistant Director, two Superintendents, two Assistant Superintendents, three investigators, one Grade II Stenographer, one Lower Division Clerk and two Group 'D' officials. The Director, National Sample Survey Organisation, New Delhi is the controlling authority of this office.

Postal Department

The office of the Chief Postmaster General, Karnataka Postal Circle, Bangalore, was established in 1960 and in the beginning it was called the office of the Post Master General P & T , Mysore Circle. The post of the Post Master General was upgraded as the Chief Post Master General in 1989. This offce has 31 Postal divisions, three Railway Mail Service Units, one Postal Mail Motor

Service, one General Post Office, one Postal Circle, Stamp Depot, three Postal Stores Depots and one Finance and Accounts Unit under its control. Administrative and operative control over functioning of the departments of Posts at the Karnataka Circle level is the main activity of this office. The Director General, Department of Posts, New Delhi, is the controlling authority of this office.

Department of Telecommunications

The Karnataka Telecommunication Circle, Bangalore, came into existence during 1974 and in 1988, the head of the Office was redesignated as the Chief General Manager, Telecommunications. The head of the office is assisted by General Managers, Deputy General Managers, Assistant General Managers, Director Telecom, Telecom District Managers and Divisional Engineers and others. Under Engineering Division, General Manager Finance, Director Finance and Accounts, Chief Accounts Officers and other staff under Accounts Division and Assistant General Manager, Chief Superintendents, Senior Superintendent Telegraph and other Staff under Traffic Division exist. Besides there is Law Officer, a Welfare Officer and a Hindi Officer. Telecom Engineering Divsions are functioning in each revenue district in the State under the control of this office. The Chairman of the Telecom Commission, New Delhi, is the controlling authority of this office.

Add To page 64-65:

Rail India Technical and Economic Services Limited

This office is headed by a General Manager (Projects) who is assisted by 20 administrative staff and 30 field staff and it is in charge of works of RITES falling in Karnataka, Kerala and Tamil Nadu States. Presently, it is executing works relating to Central Silk Board, Sidings for Oil Industry at Devanagunthi and Navalur and siding for New Currency Note Press for Reserve Bank of India, Mysore. The Managing Director, RITES, Corporate office, New Delhi is the controlling authority of this.

Doordarshan Kendra

Doordarshan Kendra, Bangalore started functioning during 1983 and the office is headed by the Director. The Director is assisted by a Chief Producer, News Editor, Audience Research Officer, Senior Administrative Officer, Administrative Officer, Hindi Officer, Superintending Engineer, Station Engineer and other supporting staff. It has jurisdiction over the entire State. The Director General, Doordarshan, New Delhi is the controlling aurhority of this office.

Save Food Grain Campaign

The regional office of the Department of Save Food Grain Compaign, Ministry of Food and Civil Supplies, Government of India was set up in Bangalore during

1978 with the main objective of educating the farmers, traders and all those who are involved in the storage of food grains, about scientific methods of storing food grains. It conducts various training programmes and demonstrations and also give wide publicity for this purpose. The office is headed by Deputy Director who works under the control of the Deputy Commissioner (Storage and Research), New Delhi. The office has its jurisdiction over Karnataka and Kerala States and Lakshadweep Islands.

Employees State Insurance Corporation

The Regional Office of Employees State Insurance Corporation is functioning at Bangalore and it is headed by a Regional Director. The head of the office is assisted by a Joint Regional Director, eight Deputy Regional Directors, two Accounts officers, twenty nine Insurance Inspectors and other staff. Administering the E.S.I. Scheme throughout the State is the main function of this office. There are 39 local offices under the control of this office. The Insurance Commissioner, E.S.I.Corporation, New Delhi is the controlling Authority of this office.

Central Pollution Control Board

The Zonal Office of the Central Pollution Control Board headed by the Zonal Officer is functioning in Bangalore. This is an autonomous organisation constituted under an Act of Parliament in the year 1974. The objective of the Board is to collect, compile and disseminate data and information on pollution and also to plan to execute schemes and projects at National level to prevent and control Pollutions. In 1978, a status report on Sanitation in 142 Class-I cities having a population of more than one lakh and in 1979 a similar report for 192 Class -II Towns having a population of more than 50,000 were prepared and both the reports were updated in the year 1989. The Board is functioning under the Ministry of Environment and Forests, Government of India.

Deparment of Space

Indian Space Reaserch Organisaion(ISRD) came to be founded in Bangalore in1972 with the main objective of harnessing the potential of space technology for national development, specifically in the areas of telecommunication, television, broadcast, meteorology including disaster warning and reasources survey management. The department is headed by the Secretary, Department of Space/ Chairman, Indian Space Research Organisaation supported by scienctific,technical and administrative staff. The jurisdiction of this office extends to the entire country There are space centres and units in India located at Jodhpur, Udaipur, Ahmedabad, Nagpur, Bombay, Bangalore, Hassan, Thiruvanthapurm, Mahendragiri, Alwaye, Car Nicobar, Tirupati, Sriharikota, Kovalur, Hyderabad, Balasore, Kharagpur, Lucknow, New Delhi and Dehradun and liaison offices abroad.

Central Boards, Corporations and Other Bodies

1. Aeronautical Development Agency, Bangalore
2. Audit Board, Bangalore
3. Aviation Electronics Inspection Specification and Documentation Authority, Bangalore,
4. Board of Radiation and Isotope Technology, Bangalore.
5. Bureau of Indian Standards, Bangalore.
6. Banking Service Recruitment Board, Southern Region, Bangalore.
7. Centre for Development of Telematics, Bangalore
8. Coconut Development Board, Bangalore.
9. Centre for Artificial Intelligence, Bangalore.
10. Central Board of Film Certification, Bangalore.
11. Central Electricity Authority and Power Systems Training Institute, Bangalore.
12. Central Water Commission, Bangalore.
13. Central Ground Water Board, Bangalore.
14. Defence Research Development Organisation, Bangalore.
15. Food Corporation of India, Bangalore.
16. Handicraft and Handloom Development Corporation of India, Weavers Service Centre, Bangalore.
17. Housing and Urban Development Corporation, Bangalore.
18. Indian Oil Corporation, Bangalore.
19. Income Tax Appellate Tribunal, Bangalore.
20. Indian Statistical Institute, Bangalore.
21. National Co-operative Development Corporation, Bangalore.
22. National Dairy Development Board, Bangalore.
23. National Silkworm Seed Project, Bangalore.
24. National Productivity Council, Bangalore.
25. National Tuberculosis Institute, Bangalore.
26. National Council of Science Museums, VITM. Bangalore.
27. National Seeds Corporation, Bangalore.
28. National Savings Organisation, Bangalore.
29. Polytechnology Transfer Centre, Bangalore.
30. Rubber Board, Bangalore.
31. Railway Recruitment Board, Bangalore
32. Tobacco Board, Bangalore.
33. Vocational Rehabilitation Centre for the Physically Handicapped, Bangalore.

PUBLIC LIFE

Many changes have been evidenced in the course of last one decade in the public life of Karnataka. Peasants organised themselves under the banner of Karnataka Raitha Sangha, and their severe agitations against water rates in

Dharwad district, tobacco price in Belgaum district and other grievances resulted in Police firing at Navalgund, Nargund, Soundatti, Nipani and Dudda during early eighties. There grew considerable fury against the State Government. The peasants have now become reckonable force in public life and politics of Karnataka. Atrocities against the Scheduled Castes have given rise to resistance groups like Dalita Sangharsha Samiti with its branches in almost all taluks, and certain hign-handed acts against the SCs at Soratur, Alagur, Saragur, Bendigeri, Devanur, etc., caused statewide commotion. The appointment of the Havanur Commission, and Venkataswamy Commission and Justice Chinnappa Reddy Commission to decide about the Reservation policy (in public service and in entry to educational institutions) were responsible for organising many community-wise conferences at regional and State level on an unprecedented scale. The Ayodhya issue, the Cauvery Water Dispute and the Mandal Agitation had their own repercussions on public life. At no time peace and tranquility of the State had been disturbed on an unprecedented scale as during the last decade and the Government has risen to the occasion to meet the situation effectively.

Improvement in printing technology has made printing on large scale cheaper and Karnataka evidenced an unprecedented expansion in the journalistic field (See Chapter XII, Journalism). Television, with a wider telecasting network, has become a very popular media, especially in urban areas. The cinema houses have suffered and theatrical performance have received a further setback. In cities and towns people get struck to the TV rather than moving out for entertainment or socialising.

The starting of Zilla Parishads and Mandal Panchayatis have created lot of political awakening in rural areas, and party rivalries are said to have received a sharper edge. The literacy programme of recent years propagated through various means of local performing arts have created a stir in rural areas. There have been anti-drink agitations too in villages, mostly spear-headed by women.

All these are reflected in the political changes during the last decade and the election statistics presented here vouch to this

Table No 9.35

General Election to the House of People -1984 (Lok Sabha)

Sl No.	*Name of the Party*	*No. of seats contested*	*No. of seats won*	*Percentage of votes Polled.*
1.	Indian National Congress	28	24	51.63
2.	Janata Party (JNP)*	23	4	35.05
3.	Bharatiya Janata Party (BJP)	6	-	4.67
4.	Communist Party of India	2	-	1.00
5.	Communist Party of India (Marxist) or CPM	1	-	0.10
6.	Lok Dal (LKD)	7	-	0.49
7.	Independents (No. of Candidates)	267	-	7.03
	Total	334	28	-

*Headed by Chandrasekhar at the National Level.

Table 9.36

General Election to the State Legislative Assembly of 1985

(Date of Poll 5-3-1985)

Sl. No.	Name of the Party.	No. of seats contested.	No. of seats won.	Percentage of votes polled to to valid Votes.
1.	Janata Party (JNP)	207	139	43.48
2.	Indian National Congress (INC)	224	66	41.10
3.	Bharatiya Janata Party (BJP)	117	2	3.84
4.	Communist party (CPI)	8	4	1.08
5.	Communist Party of India (Marxist) (CPM)	7	2	0.86
6.	Indian Congress (Socialist) (ICS)	5	-	0.08
7.	Lok Dal (LKD)	37	-	0.42
8.	Republican Party of India (RPI)	-	-	—
9.	All India Anna Dravida Munnetra Kazhagam (AIADMK)	2	-	0.18
10.	Independents	1188	11	8.57
	Total	1795	224	-

Table No. 9.37

General Elections to the Lok Sabha - 1989

Sl. No.	Name of the Party.	No. of seats contested.	No. of seats won.	Percentage of votes polled to valid Votes.
1.	Indian National Congress	28	27	48.90
2.	Janata Dal (J.D)	27	1	28.34
3.	Janata Party (JP)	26	-	10.59
4.	B.J.P.	5	-	2.55
5.	C.P.I.	1	-	0.77
6.	L.D.(B)	4	-	0.52
7.	Karnataka Rajya Ryata Sangha	10	-	2.69
8.	Republican Party of India	3	-	1.24
9.	Others and Independents	138	-	6.95
	Total	242	28	-

Table No. 9.38

General Elections to the Legislative Assembly, 1989.

Sl. No.	Name of the Party.	No. of seats contested.	No. of seats won.	Percentage of votes polled to valid votes.
1.	Indian National Congress	219	176	43.77
2.	Janata Dal	208	24	27.30
3.	Janata Party	215	2	11.40
4.	Bharatiya Janata Party (BJP)	119	4	4.13
5.	Karnataka Rajya Ryata Sangha (KRRS)	111	2	3.63
6.	C.P.I.	18	-	0.59
7.	Communist Party of India (CPM)	7	-	0.54
8.	AIADMK	1	1	0.18
9.	Muslim League	13	1	0.43
10.	Republican Party of India (RPI)	10	-	0.10
11.	Bahujan Samaja Party	4	-	0.03
12.	Independents and others	1,086	12	7.90
	Total	2,011	222	-

Table No. 9.39

Ninth General Election to the Lok Sabha, 1991.

Sl. No.	Name of the Party.	No. of seats contested.	No. of seats won.	Percentage votes polled
1.	Indian National Congress (INC)	27	22	41.98
2.	Bharatiya Janata Party (BJP)	27	4	28.68
3.	Janata Dal (JD)	20	-	18.55
4.	Janata Party	6	1	3.95
5.	C.P.I.	1	-	0.66
6.	Communist Party of India (Marxist) (CPM)	1	-	0.19
7.	Lok Dal (L.D)	2	-	0.02
8.	Karnataka Rajya Ryata Sangha	10	-	3.84
9.	Independents and others	269	-	2.13
	Total	363	27	-

Source: 1. Election Statistics of General Election to Lok Sabha, 1984; 2. Election Statistics of General Election to Legislative Assembly 1985; 3., Election Statistics of Ninth General Election to Lok Sabha, 1989; 4. Election Statistics of General Election to Legislative Assembly, 1989 and 5. Election Statistics of General Election to the Lok Sabha 1991- all, published by Chief Electoral Officer and Secretary to Government, Department of Personnel and Administrative Reforms, Karnataka, Bangalore.

CHAPTER-X

SOCIAL SERVICES

EDUCATION

THERE has been a phenominal growth in the field of education in the State during the decade 1982-1992. The literacy percentage that was 46.20% (58% males and 33.16% females) in 1982, increased to 55.98% (67.25% males and 44.34% females). A considerable increase in the number of educational institutions necessitated by the increase in the number of school going children has also been noticed. Several High Schools (both Govt. and Private) were upgraded into Junior Colleges for the benefit of the rural folk. Besides, a number of First Grade Colleges were started by the Government and housed in the Junior College buildings, which again was to avoid inconvenience to the rural youth of commuting to far away towns and cities for further studies. Private managements followed suit.In addition to the existing Mysore, Karnataka, Mangalore and Gulbarga Universities, the decade witnessed the establishment of the Kuvempu University at Shimoga (B.R. Project); the establishment of the Agricultural University at Dharwad; starting of the Indira Gandhi National Open University unit at Bangalore; the Manipal Acadamy of General Education being conferred with the status of a Deemed University; Several advancements in the field of Technical Education; the introduction of job-oriented courses at P.U.level; Bachelor of Fine Arts degree being introduced in the University curriculum and such other notable developments. The Kannada University at Hampi which was started as a purely reaserch body in 1991 is a unique event. All these have been discussed with supplementary statistical information in this chapter.

Table No.10.1

Districtwise details of literacy in Karnataka - 1991.

Districts	*Population*			*Literates*			*Percentage of literacy***		
	M	*F*	*T*	*M*	*F*	*T*	*M*	F	T
Bangalore U	2,542,950	2,296,212	4,839,162	1,814,197	1,347,504	3,161,701	83	69	76
Bangalore R	860,231	812,963	1,673,194	447,103	261,474	708,577	62	38	50
Kolar	1,128,316	1,008,573	2,216,889	594,076	344,701	938,777	63	38	50
Tumkur	1,177,233	1,128,586	2,305,819	664,855	401,079	1,065,934	66	42	54
Mysore	1,620,624	1,544,394	3,165,018	771,916	495,232	1,267,148	56	38	47
Mandya	837,597	806,777	1,644,374	442,781	2,52,721	675,502	59	37	48
D.Kannada	1,306,256	1,388,008	2,694,264	939,525	816,594	1,756,119	84	68	76
Chitradurga	1,121,647	1,058,796	2,180,443	626,385	382,157	1,008,542	67	43	55
Chikmagalur	514,526	502,757	1,017,283	310,520	220,644	531,164	71	51	62
Shimoga	974,157	935,506	1,909,663	586,854	406,688	993,542	71	51	62
Hassan	785,144	784,540	1,569,684	457,334	299,614	756,943	69	45	57
Dharwad	1,802,418	1,700,732	3,503,150	1,064,196	634,835	1,699,031	71	45	59
Belgaum	1,834,005	1,749,601	3,583,606	1,011,113	559,931	1,571,044	67	39	53
U.Kannada	620,697	599,563	1,220,260	400,692	288,586	689,278	76	57	67
Gulbarga	1,316,088	1,266,081	2,582,169	544,949	246,679	791,628	52	24	39
Raichur	1,166,959	1,142,928	2,309,887	453,721	201,732	660,453	50	22	36
Bidar	643,192	612,607	1,255,799	302,346	148,715	451,061	59	31	45
Bellary	961,989	928,103	1,890,092	454,541	239,249	693,790	59	32	46

* Children below 7 are counted out for literarcy.

** Decimals are rounded to the next figure.

Source: Census of India, 1991.

Table No.10.2

Highest and Lowest rate of effective Literacy by sex in towns of the state as in 1991.

	Highest	Lowest
Males	Udupi 92.31%	Raichur 72.46%
Females	Udupi 82.07%	Raichur 49.37%

Source: Census of India, 1991.

As per the 1991 Census for a total population of 4.98 million in the state a total of 56.04% were literates, as compared to 44.98% as per the 1981. In comparison with the National Statistics, Karnataka occupies the 20th place in literacy as per the 1991 census.

Table No. 10.3

Districtwise details of schools and pupils in the state for the year 1989-90

District	Lower pry. schools		Higher pry. schools		High schools		Comp. Jr.college	
	Schools	Pupils	Schools	Pupils	Schools	Pupils	Schools	Pupils
Bangalore North	364	75844	558	254223	170	61430	16	18264
Bangalore South	629	98334	694	275023	216	76490	21	15967
Bangalore Rural	1690	109583	830	163601	147	53409	18	20878
Kolar	2076	100784	830	231842	160	43308	27	17941
Tumkur	2009	102788	986	238915	330	51349	60	30339
Chitradurga	1234	90377	863	269467	254	43305	39	26071
Shimoga	1396	28937	377	205572	209	37254	36	28289
Mysore	1883	189200	814	252024	248	75077	63	19178
Mandya	1172	86826	578	181832	115	32839	24	19508
D.Kannada	632	58134	1217	483176	243	74068	76	49813
Kodagu	187	9597	234	62887	61	17211	16	2081
Chikmagalur	857	84104	526	95758	123	15853	21	12078
Hassan	1692	110475	705	146068	182	42733	40	6195
Belgaum	1203	83489	1260	417015	268	67441	58	89154
Bijapur	1152	95200	1091	339664	238	43895	56	49721
U.Kannada	939	42293	706	141241	165	29501	17	10118
Dharwad	928	95761	1220	417535	326	68290	83	42422
Gulbarga	1331	112904	623	213201	146	28845	55	24628
Bidar	521	55172	417	163770	131	18337	42	14279
Bellary	585	103536	760	173686	141	50161	22	11723
Raichur	1054	93405	529	150940	95	13283	33	22569

Source: Commissioner for Public Instructions, Karnataka.

Table No.10.4

Districtwise details of Schools and Pupils in the state for the year 1990-91.

District	Lower pry. schools		Higher pry. schools		High schools		Comp. Jr.college	
	Schools	Pupils	Schools	Pupils	Schools	Pupils	Schools	Pupils
1	2	3	4	5	6	7	8	9
Bangalore North	375	65197	570	239003	215	68563	16	20655
Bangalore South	698	124434	694	252057	225	79035	21	19206
Bangalore Rural	1690	114635	830	172849	164	50730	18	4530
Kolar	2076	103153	830	244172	173	49587	27	25706
Tumkur	2009	107068	1009	242275	338	60067	60	32246
Chitradurga	1236	107435	875	237922	256	55022	42	61063
Shimoga	1426	102002	891	219860	213	40839	36	28130
Mysore	1883	186707	838	234086	252	74766	63	13377
Mandya	1203	90802	582	237539	116	38215	24	20076
D.Kannada	632	61930	1217	509201	243	75103	76	51532
Kodagu	194	10103	240	71013	63	16617	17	2186
Chikmagalur	862	87558	527	107807	123	23087	21	13079
Hassan	1695	99779	705	141922	204	37466	40	22626
Belgaum	1214	88489	1260	421251	303	92542	58	17061

1	2	3	4	5	6	7	8	9
Bijapur	1132	11386	1114	350254	243	47083	56	51126
U.Kannada	946	43521	707	140219	170	31017	17	12340
Dharwad	916	99030	1235	426994	347	73391	85	43877
Gulbarga	1344	115796	636	217129	154	28845	55	24627
Bidar	521	45263	430	172362	140	18337	42	9413
Bellary	589	102909	739	178189	141	29547	21	17719
Raichur	1054	97642	533	152260	109	18942	33	23653

Source: Commissioner for Public Instructions, Karnataka.

Table No.10.5

Districtwise details of schools and pupils in the State for the year 1991-92.

District	Lower pry.schools		Higher pry.schools		High schools		Comp.Jr.college	
	Schools	Pupils	Schools	Pupils	Schools	Pupils	Schools	Pupils
Bangalore North	375	65170	590	252899	221	64242	18	21286
Bangalore South	704	135785	755	242403	230	79616	21	19369
Bangalore Rural	1705	83914	840	195569	172	52764	20	4530
Kolar	2076	122235	65	254836	195	51569	27	24654
Tumkur	2009	120726	1203	231267	338	54835	76	26651
Chitradurga	1234	104966	941	249388	276	72671	42	32959
Shimoga	1460	123196	902	227097	241	40968	36	30359
Mysore	1857	133252	826	320296	261	69072	71	16156
Mandya	1202	103392	605	174544	127	43499	24	21307
D.Kannada	640	57699	1230	444483	255	68842	87	57761
Kodagu	191	9304	230	64563	63	17000	17	3065
Chikmagalur	858	86354	542	126575	127	23785	21	13592
Hassan	1687	96738	724	167511	238	37783	43	24772
Belgaum	1237	135480	1273	473957	300	100738	58	19445
Bijapur	1115	104658	1144	368628	251	47193	57	52693
U.Kannada	939	44685	709	155392	191	27953	17	10478
Dharwad	909	110814	1247	458272	372	79879	96	47862
Gulbarga	1327	113165	640	226445	155	30865	55	29076
Bidar	498	73893	462	214947	141	23420	37	14319
Bellary	714	62404	805	224684	156	26663	27	23211
Raichur	1069	92317	540	190073	110	27899	40	27899

Source: Commissioner for Public Instructions, Karnataka.

Table No.10.6

Details of Minority Institutions in the State during 1992-93

Language	Total No. of schools		Total No. of children		Total No. of teachers	
	Primary	High	Primary	High	Primary	High
Urdu	2511	83	128033	93497	7861	1181
Marathi	727	76	86156	72520	2443	1483
Telugu	92	03	50413	43459	339	164
Tamil	163	04	31117	14003	1297	44
Malayalam	07	Nil	14777	Nil	21	Nil
Gujarathi	07	Nil	12066	Nil	09	Nil
Total	3512	166	322562	223479	11970	2871

Table No.10.7

Details of SSLC Examiniation 1990-April.

District	Appeared			Passed			*Percentage			Position of the Dist.
	Boys	Girls	Total	Boys	Girls	Total	Boys	Girls	Total	
Bangalore South	19900	14117	341017	9045	7661	16706	45	54	49	14
Bangalore North	19737	14317	34054	9899	8174	18073	50	57	53	09
Kolar	19208	8583	27791	7852	4784	12636	41	56	45	15
Tumkur	24895	11037	35932	11962	5932	17894	48	54	50	12
Mysore	21754	9827	31581	7613	4406	12019	35	45	38	19
Mandya	13226	5903	19129	6417	3165	9582	49	54	50	11
D.Kannada	15222	1248	27630	9931	8753	18684	65	71	68	04
Kodagu	3179	2958	6137	1394	1395	2786	44	47	45	16
Chitradurga	19133	9527	28660	40462	5628	16090	55	59	59	07
Chikmagalur	7613	4829	12442	3543	2583	6126	47	53	49	13
Shimoga	14011	8847	22858	5629	3722	9351	40	42	41	18
Hassan	14078	6868	20946	4096	2712	6808	29	39	32	21
Dharwad	21819	10248	32067	15243	7591	22834	70	74	71	03
Belgaum	21060	9359	30419	16569	7684	24253	79	82	80	02
Bijapur	19699	6633	26332	15959	5670	21629	81	85	82	01
U.Kannada	7284	5446	12730	4391	3248	7639	60	60	60	06
Gulbarga	14124	4747	18871	6792	3000	9792	48	63	52	10
Raichur	8613	3191	11804	4388	1927	6315	51	60	53	08
Bidar	9221	3399	12620	5709	2196	7905	62	65	63	05
Bellary	11341	4856	16197	4945	2375	7320	44	49	45	17

* Decimals are rounded of to the next figure.
Source: K.S.E.E. Board.

Table No.10.8

Details of SSLC Examination 1990 October.

District	Appeared			Passed			*Percentage			Position of the Dist.
	Boys	Girls	Total	Boys	Girls	Total	Boys	Girls	Total	
1	2	3	4	5	6	7	8	9	10	11
Bangalore South	7892	3892	11784	763	407	1173	10	10	10	17
Bangalore North	7352	3985	11337	931	562	1493	13	14	14	14
Bangalore Rural	6152	1581	7733	638	238	876	10	15	11	15
Kolar	8453	2274	10727	1182	323	1505	13	14	14	12
Tumkur	9811	3035	12846	1001	389	1390	10	13	11	16
Mysore	11980	3969	15949	1423	678	2101	12	17	13	13
Mandya	5517	1759	9276	991	335	1246	17	19	17	09
D.Kannada	8094	2080	5174	464	339	803	15	16	16	10
Kodagu	1286	1090	2376	112	117	229	09	11	10	19
Chitradurga	5261	1652	6913	1262	445	1707	24	27	25	06
Chikmagalur	8127	1334	4461	195	126	321	06	09	07	21
Shimoga	6052	3091	9143	510	326	836	08	11	09	20
Hassan	8812	2591	10903	743	317	1060	09	12	10	18
Dharwad	3169	1073	4242	634	283	917	20	26	22	08

1	2	3	4	5	6	7	8	9	10	11
Belgaum	1641	469	2137	398	152	550	24	31	26	04
Bijapur	811	245	1106	163	100	262	20	34	24	07
U.Kannada	1596	1058	2654	239	171	110	15	16	16	11
Gulbarga	5542	1203	6745	1449	148	1897	26	37	28	01
Raichur	3298	803	4101	834	256	1090	25	32	27	03
Bidar	2831	812	3643	715	267	982	25	33	27	02
Bellary	4744	1659	6403	1117	504	1621	24	30	25	05

* Decimals are rounded off to the next figure.
Source: K.S.E.E. Board.

Table No.10.9

Details of Commerce Examination of May 1990.

Subject	Appeared			Passed			*Percentage		
	Boys	Girls	Total	Boys	Girls	Total	Boys	Girls	Total
English Typewriting									
Proficiency	22	11	33		Nil			Nil	
Senior	6844	9520	16364	2078	3397	5475	30	36	33
Junior	14934	16708	31642	7401	10284	17685	50	62	56
Kannada Typewriting									
Proficiency	42	22	64		Nil			Nil	
Senior	4078	5414	9492	2106	3078	5184	52	57	55
Junior	5264	8967	14231	2876	4845	7721	55	70	63
English Shorthand									
Proficiency	26	43	49	01	01	02	4	4	4
Senior	416	427	843	64	81	145	15	19	17
Intermediate	556	800	1356	159	300	459	29	38	34
Junior	1015	1759	2774	235	648	883	23	37	32
Kannada Shorthand									
Proficiency	94	77	171	5	21	26	5	27	15
Senior	321	386	707	148	255	403	46	66	57
Junior	716	949	1665	227	452	679	32	48	41

* Decimals are rounded off to the next figure.
Source: K.S.E.E. Board.

Table No.10.10

Details of Commerce Examination of December, 1990.

Subject	Appeared			Passed			*Percentage		
	Boys	Girls	Total	Boys	Girls	Total	Boys	Girls	Total
1	2	3	4	5	6	7	8	9	10
English Typewriting									
Proficiency	16	4	20	01	Nil	01	6	Nil	5
Senior	5558	7427	12985	1702	2691	4393	31	36	34
Junior	11237	12900	24137	5695	8063	13759	51	63	57
Kannada Typewriting									
Proficiency	30	16	46	04	03	07	13	19	15

1	2	3	4	5	6	7	8	9	10
Senior	3188	3948	7136	1630	2314	3944	51	59	55
Junior	3878	5061	8939	2055	3221	5276	53	64	59
English Shorthand									
Proficiency	19	27	46	Nil	01	01	Nil	4	2
Senior	414	473	887	161	261	422	39	55	48
Intermediate	551	894	1445	176	793	569	32	44	39
Junior	899	1681	2580	312	826	1138	35	49	44
Kannada Shorthand									
Proficiency	91	70	161	21	31	52	23	44	32
Senior	290	300	590	119	149	268	41	50	45
Junior	448	539	987	140	245	385	31	45	39

* Decimals are rounded off to the next figure.

Source: K.S.E.E. Board.

Table No.10.11

Details of Drawing Examination *1990- April.

Sl.No.	Name of the Examination	Appeared	Passed	** Percentage
1.	Drawing Master Preparatory (I Year)	878	481	64
2.	Drawing Master (II Year)	698	336	49
3.	Drawing And Painting (II Year)	41	32	80
4.	Diploma in Drawing & Painting V year	144	90	54
5.	Diploma in Art Master V Year	55	35	69

* This examination is conducted once a year.

** Decimals are rounded off to the next figure.

Source: K.S.E.E Board.

Table No.10.12

Details of Hindi Shikshak (Equivalent to B.Ed) Examination for the year 1990.

Appeard	Passed	Percentage*
944	507	54

Table No.10.13

Details of Physical Education Examination - 1990

Appeard	Passed	Percentage*
1746	1337	77

Table No.10.14

Details of Teacher's Traning Examination - 1990 May.

	Appeard	Passed	Percentage*
T.T. I Year	13,614	5,993	44
T.T. II Year	9,726	3,204	33
Pre-primary T.T	2048	1318	64

Table No.10.15

Details of Teachers Training Examination for October, 1990.

Appeard	Passed	Percentage*
6521	3214	49%

* Decimals are rounded off to the next figure.

Table No.10.16

Details of Acting & Playback Singing Examinations - 1990

Sl.No.	Examination	Appeared	Passed.
1.	Film Acting	14	13
2.	Playback singing	01	01
3.	Instrumental Music	901	01
4.	Film Dance and Classical Dance	10	09

Table No.10.17

Details of Language Examinations - 1990

Sanskrit Examinations.

Name of the Examination	Appeared	Passed	* Percentage
Prathama	6847	5681	83
Kavya	1860	1308	70
Sahitya-I	322	216	67
Sahitya-II	351	194	55
Sahitya-III	39	26	67
Veda Prathama	109	107	98
Veda Pravesha	40	33	83
Veda Moola	49	43	88
Vidvat Madhyama-I	143	89	62
Vidvat Madhyama-II	138	100	72
Vidvat Madhyama-III	134	66	49
Vidvat Madhyama-IV	116	78	67
Vidvat Uttama	71	50	70
Jainagama Praveena	0	01	100

Table No.10.18

Arabic Examination

Name of the exam.	Appeard	Passed	Percentage*
Ustania	634	554	88
Poukania	45	37	82

193925

Table No.10.19

Other Language Examinations

Name o the exam.	Appeard	Passed	Percentage*
Kannada Pandita (Inter)	41	36	88
Hindi Vidwan Jr.	05	05	100
Urdu Munshi	06	06	100

* Decimals are rounded to the next figure.

Table No.10.20

Details of S.S.L.C Examination 1991-April

District	Appeared			Passed			*Percentage			Pos. of the Dt.
	B	G	T	B	G	T	B	G	T	
Bangalore Urban										
Bangalore South	19873	14417	34290	10311	8738	10949	52	61	56	12
Bangalore North	19806	14590	34396	11164	9022	20186	56	62	59	09
Bangalore Rural	13884	5781	19665	6320	2961	9281	46	51	47	17
Kolar	19732	8629	28361	8945	4696	13641	45	54	48	16
Tumkur	24037	11295	38332	12254	6465	18719	51	57	53	13
Mysore	22173	10883	32556	8896	5272	14168	40	51	43	18
Mandya	13313	6107	19420	7203	3889	11092	54	64	57	10
D.Kannada	15674	12739	28413	10099	8479	18587	64	67	65	05
Kodagu	3283	2799	6082	1672	1430	3102	51	51	57	15
Chitradurga	18979	9833	28812	11815	6581	18396	62	67	64	06
Chikmagalur	7578	4820	12398	2901	2258	5159	38	47	41	19
Shimoga	13870	9140	23011	5304	3782	9086	38	41	39	21
Hassan	14823	7405	22228	5782	3425	9207	39	46	41	20
Dharwad	23293	11012	34305	16777	8412	25189	72	76	73	03
Belgaum	22532	9812	32344	18473	8312	26185	82	85	83	01
Bijapur	21063	7082	28145	17058	6118	23176	81	86	82	02
U.Kannada	7414	5453	12867	4176	3086	7262	56	57	56	11
Gulbarga	14925	5256	20181	9176	3669	12345	61	70	64	07
Raichur	9100	3573	12741	5320	2372	7692	58	66	60	08
Bidar	9990	3889	13879	7066	2917	9983	71	75	72	04
Bellary	11328	4843	16171	5827	2622	8449	51	54	52	14

* Decimals are rounded off to the next figure.

Table No.10.21

Details of S.S.L.C Examination 1991-October.

District	Appeared			Passed			*Percentage			Position of the Dt.
	B	G	T	B	G	T	B	G	T	
Bangalore Urban										
Bangalore South	6565	3144	9709	757	481,	1238	12	15	13	17
Bangalore North	5942	3271	9213	915	622	1537	15	19	17	11
Bangalore Rural	5854	1680	7534	815	302	1117	14	18	15	14
Kolar	8648	2250	10898	1299	405	1634	14	18	15	13
Tumkur	7342	2372	9714	719	357	1076	10	15	11	20
Mysore	10059	3219	13278	898	522	1420	09	16	11	21
Mandya	4503	1169	5672	531	213	744	12	18	13	15
D.Kannada	2524	1821	4345	575	555	1130	23	30	26	03
Kodagu	1179	903	2082	142	129	271	12	14	13	16
Chitradurga	4499	1615	6114	785	341	1126	17	21	18	08
Chikmagalur	2688	1158	3846	239	197	436	09	17	11	19
Shimoga	5310	2915	8225	845	610	1455	16	21	18	09
Hassan	6562	2164	8726	665	351	1016	10	16	11	18
Dharwad	2605	882	3487	746	302	1048	29	34	30	01
Belgaum	1098	405	1503	255	146	401	23	36	27	02
Bijapur	478	154	632	114	49	163	24	32	26	04
U.Kannada	1431	838	2269	219	168	387	15	20	17	10
Gulbarga	3696	937	4633	798	243	1041	22	26	22	06
Raichur	2481	710	3191	614	192	806	25	27	25	05
Bidar	1553	467	2020	293	120	413	18	26	20	07
Bellary	3943	1493	5436	611	239	850	15	16	16	12

* Decimals are rounded off to the next figure.

Table No. 10.22

Details of Drawing Examination 1991

Sl.No.	*Name of the Exam.*	*Appeared*	*Passed*	*Percentage*
1.	Dawing Master Preparatory (I Year)	1068	466	44
2.	Drawing Master II Year	842	428	60
3.	Drawing & Painting II Year	33	25	80
4.	Diploma in Drawing & Painting	203	119	60
5.	Diploma in Art Master V Year	113	62	56

Table No. 10.22A

Details of Acting & Play Back Singing Examinations 1991

Sl.No.	Subject	Appeared	Passed
1.	Film Acting	19	15
2.	Play Back Singing	05	03
3.	Instrumental Music	02	02
4.	Film Dance and Clanical Dance	10	09

Source : K.S.E.E. Board

* Decimals are rounded off to the next figure

Table No.10.23

Details of Commerce Examination - November 1991

Subject	Appeared			Passed			*Percentage		
	Boys	Girls	Total	Boys	Girls	Total	Boys	Girls	Total
English Typewriting									
Proficiency	13	04	17		Nil			Nil	
Senior	6312	8786	15098	2575	3876	6451	41	44	43
Junior	11972	14372	26324	6490	9725	16215	57	68	63
Kannada Typewriting									
Proficiency	33	09	42		Nil			Nil	
Senior	2602	3472	6074	1324	2047	3371	51	59	55
Junior	4065	5601	9666	2321	3714	6035	57	66	62
English Shorthand									
Proficiency	27	12	39	01	02	03	04	16	08
Senior	284	359	643	84	161	245	30	44	38
Intermediate	535	910	1445	115	246	361	21	27	25
Junior	879	1506	2245	159	476	635	18	30	29
Kannada Shorthand									
Proficiency	79	55	134	13	14	27	16	28	20
Senior	269	274	553	95	121	216	35	44	40
Junior	394	488	380	98	188	286	25	39	32

* Decimals are rounded to the next figure.

Source: K.S.E.E. Board.

Table No.10.24

Details of Commerce Examination - July 1991.

Subject	Appeared			Passed			*Percentage		
	Boys	Girls	Total	Boys	Girls	Total	Boys	Girls	Total
English Typewriting									
Proficiency	18	04	22	Nil	Nil				
Senior	7450	10536	17985	2967	5091	8058	40	40	45
Junior	15191	18807	33278	7651	11382	19033	63	50	57
Kannada Typewriting									
Proficiency	36	13	49	Nil	Nil				
Senior	3544	5069	8613	1828	3305	5133	35	52	60
Junior	5119	7079	12198	2769	4707	7476	66	54	61
English Shorthand									
Proficiency	17	23	40	02	08	10	35	12	25
Senior	329	374	703	82	136	218	36	25	31
Intermediate	586	929	1515	77	192	269	21	13	18
Junior	880	1733	2613	170	597	767	34	19	29
Kannada Shorthand									
Proficiency	97	57	154	03	05	08	09	03	05
Senior	333	440	773	148	268	410	70	44	54
Junior	603	742	1345	168	299	467	40	28	35

* Decimals are rounded to the next figure.

Source: K.S.E.E. Board.

Table No.10.25

Details of Drawing Examination - April 1991

Subject	Appeared	Passed	*Percentage
Drawing Master			
Preparatory (I year)	1068	466	44
Drawing Master II Year	842	428	51
Drawing & Painting II Year	33	25	80
Diploma in Drawing and Painting II Year	113	62	56
Diploma in Art Master V year	203	119	60

Table No.10.26

Details of Hindi Shikshak Examination 1991

Subject	*Appeared*	*Passed*	**Percentage*
Hindi Shikshak	1440	987	69

Table No.10.27

Details of Physical Education examination 1991

Subject	*Appeared*	*Passed*	**Percentage*
Physical education	1378	981	71

Table No.10.28

Details of Teachers' Training Examination May 1991.

Subject	*Appeared*	*Passed*	**Percentage*
Teacher's Training I year	9832	4599	45
Teacher's Training II year	7012	3260	45
Preprimary Teacher's Training	1690	1149	68

Table No.10.29

Details of Teacher's Training Examination October 1991.

Subject	*Appeared*	*Passed*	**Percentage*
Teachers Training	5154	2720	55

* Decimals are rounded off to the next figure.

Table No.10.30

Details of Language Examinations - 1991.

Sanskrit Examinations.

Name of the Examination	*Appeared*	*Passed*	** Percentage*
Prathama	6484	5272	81
Kavya	1607	1356	84
Sahitya-I	380	280	79
Sahitya-II	361	260	72
Sahitya-III	45	38	84
Veda Prathama	142	126	88
Veda Pravesha	65	63	97
Veda Moola	42	40	95
Vidvat Madhyama-I	109	71	65
Vidvat Madhyama-II	97	74	76
Vidvat Madhyama-III	108	55	51
Vidvat Madhyama-IV	82	57	69
Vidvat Uttama	86	49	84
Jainagama Praveshika	02	02	100
Jainagama Praveena	01	01	100

Table No.10.31

Arabic Examinations

Name of the Examination	*Appeared*	*Passed*	** Percentage*
Ustania	754	678	89
Poukani	134	103	69

Table No.10.32

Other Languages Examinations

Name of the Examination	*Appeared*	*Passed*	** Percentage*
Kannada Pandit (Inter)	52	26	50
Hindi Vidwan (Jr)	16	15	94
Urdu Munshi (Inter)	11	10	99
Kannada Pandit (Final)	76	46	52
Hindi Vidwan (Sr.)	17	14	82
Urdu Munshi (Final)	14	10	71

* Decimals are rounded off to the next figure.

Table No.10.33

Details of S.S.L.C Examination - April 1992

District	*Appeared*			*Passed*			**Percentage*			*Position of the Dist*
	B	*G*	*T*	*B*	*G*	*T*	*B*	*G*	*T*	
Bangalore Urban										
Bangalore South	20691	15287	35978	10611	9168	19779	51	60	55	07
Bangalore North	20218	15392	35610	11241	9734	20975	56	63	59	06
Bangalore Rural	14237	6614	20851	5054	2818	7872	36	43	38	14
Kolar	19835	9011	23846	6288	3940	10258	32	44	36	15
Tumkur	23550	12011	35561	9256	5690	14946	39	47	42	11
Mysore	22819	11069	33888	8202	5283	13485	36	48	40	13
Mandya	13816	6952	20668	4581	2721	7302	33	39	35	16
D.Kannada	15867	13401	29568	9782	8636	18418	62	64	63	03
Kodagu	3237	2789	6062	1313	1218	2531	40	44	42	12
Chitradurga	18089	10345	28434	7814	5187	13001	43	50	46	09
Chikmagalur	7617	5058	12675	2303	1861	4164	30	37	33	18
Shimoga	13859	9760	23619	4441	3624	8065	32	37	34	17
Hassan	14999	8041	23040	4120	2745	6865	27	34	30	19
Dharwad	24153	11934	36087	13838	7796	21634	57	63	60	05
Belgaum	23058	10725	33783	17975	8946	26921	78	83	80	01
Bijapur	21055	7444	28499	14808	2520	20628	70	78	72	02
U.Kannada	7255	5522	12777	3990	2982	6972	55	54	55	08
Gulbarga	14715	5844	20579	6703	3024	9727	46	52	47	10
Raichur	9687	3849	13536	1410	861	2271	15	22	17	21
Bidar	7369	2811	10180	4389	1906	6295	60	68	62	04
Bellary	11686	5391	17077	3168	1701	4869	27	32	29	20

* Decimals are rounded off to the next figure.

Source: K.S.E.E. Board.

Table No.10.34

Details of S.S.L.C Examination - October 1992.

District	Appeared			Passed			*Percentage			Position of the Dist
	B	G	T	B	G	T	B	G	T	
1	2	3	4	5	6	7	8	9	10	11
Bangalore Urban										
Bangalore South	6742	3436	10178	718	409	1127	10.64	12	11	10
Bangalore North	5781	3189	8970	636	337	973	11	10.56	10.84	13
Bangalore Rural	6599	2054	8653	654	274	928	10	13	11	14
Kolar	10048	2823	12871	980	420	1400	10	15	11	12
Tumkur	8836	2997	11833	980	497	1477	11	17	12	09
Mysore	11288	3711	14999	924	469	1393	08	13	09	20
Mandya	6328	2184	8512	853	357	1210	13	16	14	07
D.Kannada	2901	2261	5162	507	413	920	17	18	18	05
Kodagu	1245	918	2163	102	99	201	08	11	09	19
Chitradurga	6713	2645	9358	673	347	1020	10	13	11	11
Chikmagalur	3023	1452	4475	247	172	419	08	12	09	17
Shimoga	6080	3410	9490	753	581	1334	12	17	14	08
Hassan	7193	2842	10035	621	347	968	08	12	10	15
Dharwad	4692	1580	6272	855	349	1204	18	22	19	04
Belgaum	1441	469	1910	111	73	184	08	16	10	16
Bijapur	959	296	1255	312	115	427	33	39	34	01
U.Kannada	1580	1132	2712	236	165	401	33	39	34	01
Gulbarga	4764	1544	6308	1091	489	1580	23	32	25	03
Raichur	4617	1525	6142	411	162	573	09	11	09	18
Bidar	2309	630	2939	642	221	863	28	35	29	02
Bellary	5815	2212	8027	458	248	706	08	11	09	21

* Decimals are rounded off to the next figure.
Source: K.S.E.E. Board.

Table No.10.35

Details of Commerce Examination - May 1992

Subject	Appeared			Passed			*Percentage		
	B	G	T	B	G	T	B	G	T
1	2	3	4	5	6	7	8	9	10
English Typewriting									
Proficiency	15	02	17	01	Nil	01	07	Nil	06
Senior	7041	11180	18221	3039	5941	8980	43	53	49
Junior	3808	17995	31804	7050	11442	18492	51	64	58
Kannada Typewriting									
Proficiency	16	12	28	01	01	01	06	08	04
senior	2292	4506	7498	1499	2683	4132	48	60	56
Junior	4374	6704	11078	2391	4520	6911	55	68	62

1	2	3	4	5	6	7	8	9	10
English Shorthand									
Proficiency	32	08	40	03	01	04	09	13	10
Senior	253	284	537	50	84	134	20	30	25
Inter	430	753	1183	78	163	241	18	22	20
Junior	869	1682	2551	134	361	495	15	21	19
Kannada Shorthand									
Proficiency	87	60	147	17	09	26	20	15	18
Senior	275	367	642	145	230	375	53	63	58
Junior	418	655	1073	131	260	391	31	40	36

* Decimals are rounded off to the next figure.

Source: K.S.E.E. Board.

Table No.10.36

Details of Commerce Examination - November 1992

Subject	Appeared			Passed			*Percentage		
	B	G	T	B	G	T	B	G	T
English Typewriting									
Senior	6086	9313	15399	2746	4988	7734	45	54	50
Junior	10269	15001	25270	6204	10751	16955	60	72	67
Kannada Typewriting									
senior	2553	3604	6157	1387	2210	3597	54	61	58
Junior	3245	5483	8728	1828	3709	5537	56	68	63
English Shorthand									
Proficiency	23	11	40	06	02	08	21	18	20
Senior	237	319	556	54	117	171	23	37	31
Inter	376	650	1026	174	432	606	46	66	59
Junior	837	1710	2547	290	922	1212	35	54	48
Kannada Shorthand									
Proficiency	63	43	106	16	05	21	25	12	20
Senior	198	235	435	80	132	212	40	56	49
Junior	299	523	822	109	214	323	36	41	39

* Decimals are rounded off to the next figure.

Source: K.S.E.E. Board.

Table No.10.37

Details of Drawing Examinations - 1992

Subject	Appeared	Passed	*Percentage
Drawing Master			
Preparatory I Year	1469	590	42
Drawing Master II Year	918	338	38
Drawing & Painting			
II Year preparatory	44	25	63
Diploma in Art Master V Year	292	134	50
Diploma in Drawing & Painting V year	137	104	87

* Decimals are rounded off to the next figure.
Source: K.S.E.E. Board.

Table No.10.38

Details of Hindi Shikshak Examination - 1992

Subject	*Appeared*	*Passed*	**Percentage*
Hindi Shikshak	1840	1126	61

Table No.10.39

Details of Physical Education Examination - 1992

Subject	*Appeared*	*Passed*	**Percentage*
Physical Education	1438	1050	73
Yoga	18	02	11
Cine Acting & Playback singing	32	29	91

Table No.10.40

Details of Teacher's Training Examinations - May 1992

Subject	*Appeared*	*Passed*	**Percentage*
Primary Teacher's Training I Year	9275	4754	51
Primary Teacher's Training II year	6227	3454	55
Pre-primary Teacher's training	1486	944	64

Table No.10.41

Details of Teacher's Training Examination-92 October.

Subject	*Appeared*	*Passed*	**Percentage*
Primary Teacher's Training I Year	4491	2117	47
Primary Teacher's Training II Year	427	125	20

* Decimals are rounded off to the next figure.

Source: K.S.E.E. Board.

Table No.10.42

Details of Language Examinations - 1992

SANSKRIT

Subject	*Appeared*	*Passed*	**Percentage*
Prathama	6009	4982	83
Kavya	1648	1430	87
Sahitya-1	413	278	67
Sahitya-2	427	289	68
Sahitya-3	32	31	97
Veda Prathama	119	116	98
Veda Pravesha	46	43	94
Veda Moola	56	55	98
Vidwat Madhyama-1	108	73	68
Vidwat Madhyama-2	101	73	73
Vidwat Madhyama-3	116	62	53
Vidwat Madhyama-4	104	70	67
Vidwat Uttama	86	75	87

Table No.10.43 ARABIC

Subject	*Appeared*	*Passed*	**Percentage*
Ustania	986	950	94
Poukania	205	153	72
Afzal-Ul-Ulma Madhyama	12	11	92

Table No.10.44 KANNADA

Subject	*Appeared*	*Passed*	**Percentage*
Kannada Pandit Inter	13	05	36
Hindi Vidwan Junior	-	Nil	-
Kannada Pandit Final	18	04	20

* Decimals are rounded off to the next figure. Source: K.S.E.E. Board

Table No.10.45

Details of Music and Instrumental Examination - 1990

Subject	*Appeared*	*Passed*	**Percentage*
Karnataka Music Vocal Junior	1393	1039	75
Karnataka Music Inst. Junior	580	411	71
Karnataka Music Vocal. Senior	292	140	48
Karnataka Music Inst. Senior	86	42	49
Karnataka Music Vocal Prof.	44	19	43
Karnataka Music Inst.Prof.	15	05	33
Talavadya Junior	160	141	88
Talavadya Senior	52	32	62
Talavadya Prof.	10	01	10
Hindustani Music Vocal Junior	542	368	68
Hindustani Music Inst. Junior	25	13	52
Hindustani Music Vocal Senior	150	81	54
Hindustani Music Inst. Senior	03	02	67
Hindustani Music Vocal Prof.	71	45	63
Hindustani Music Inst. Prof.	04	03	75
Hindustani Talavadya Junior	219	164	75
Hindustani Talavadya Senior	100	21	21
Hindustani Talavadya Prof.	19	10	53
Bharatanatyam Junior	644	492	76
Bharatanatyam Senior	143	87	61
Bharatanatyam Prof.	20	10	50

* Decimals are arounded off to the next figure.

Source: K.S.E.E. Board.

Table No.10.46

Details of Music and Instrumental Examination - 1991

Subject 1	*Appeared* 2	*Passed* 3	**Percentage* 4
Karnataka Music Vocal Junior	1481	1095	74
Karnataka Music Inst. Junior	495	353	71
Karnataka Music Vocal. Senior	295	165	56
Karnataka Music Inst. Senior	81	49	60
Karnataka Music Vocal Prof.	44	15	34
Karnataka Music Inst.Prof.	08	02	34
Karnataka Talavadya Junior	133	105	79
Karnataka Talavadya Senior	28	13	46
Karnataka Talavadya Prof.	08	03	38
Hindustani Music Vocal Junior	599	350	58
Hindustani Music Inst. Junior	34	25	74

1	2	3	4
Hindustani Music Vocal Senior	198	81	41
Hindustani Music Inst. Senior	07	02	29
Hindustani Music Vocal Prof.	77	43	56
Hindustani Music Inst. Prof.	04	03	75
Hindustani Talavadya Junior	273	201	74
Hindustani Talavadya Senior	128	41	32
Hindustani Talavadya Prof.	30	10	33
Bharatanatyam Junior	866	691	80
Bharatanatyam Senior	190	95	50
Bharatanatyam Prof.	44	21	48

* Decimals are arounded off to the next figure.

Source: K.S.E.E. Board.

Table No.10.47

Details of Music and Instrumental Examination - 1992

Subject	*Appeared*	*Passed*	**Percentage*
Karnataka Music Vocal Junior	1450	1108	76
Karnataka Music Inst. Junior	490	363	74
Karnataka Music Vocal. Senior	302	184	61
Karnataka Music Inst. Senior	97	49	51
Karnataka Music Vocal Prof.	57	22	39
Karnataka Music Inst.Prof.	13	08	62
Karnataka Talavadya Junior	135	112	83
Karnataka Talavadya Senior	48	24	50
Karnataka Talavadya Prof.	10	02	20
Hindustani Music Vocial Junior	581	406	70
Hindustani Music Inst. Junior	36	24	67
Hindustani Music Vocal Senior	217	121	56
Hindustani Music Inst. Senior	14	06	43
Hindustani Music Vocal Prof.	87	45	52
Hindustani Music Inst. Prof.	05	04	80
Hindustani Talavadya Junior	293	227	77
Hindustani Talavadya Senior	111	42	38
Hindustani Talavadya Prof.	44	07	16
Bharatanatyam Junior	847	602	71
Bharatanatyam Senior	233	133	57
Bharatanatyam Prof.	61	35	57

* Decimals are arounded off to the next figure.

Source: K.S.E.E. Board.

Add to page No. 628

Adult Education

For the year 1990-91 there were 6,300 Centres for the Rural Functional Literacy Programme. A total of 1,89,000 illiterates (95,529 males and 93,480 females, including 61,404 SCs and 4,886 STs) were enrolled under the project. Among them,a total of 1,23,348 were made literates (63,764 males,59,584 females including 37,614 SCs and 3,230 STs). Under total Literacy Campaign Dakshina Kannada was declared 100% literate district for the year.

For 1991-92, under the Akshara Deepa Scheme started from 1st July 1990 there were a total of 2,100 Centres where a total of 63,000(35,430 males and 27,570 females including 24,187 SCs and 3,327 STs) were enrolled. A total of 44,100(24,801 males,19,299 females including 16,930 SCs and 2,328 STs) were covered. Shimoga was declared 100% literate district for the said year.

During 1992-93, Mysore and Dharwad have been considered for the Total Literacy Campaign and the survey results are awaited.

Deena Seva Sangha,Bangalore, came to be established in 1930 by T.Ramachandra with 20 adults of the Mysore Spinning Mills for the purpose of Adult Education. In course of time, the Sangha extended its purview over other branches of education also, beginning with the Seva Ashram Nursery School. Presently it runs several schools including a High School for special education for the mentally retarted children,two dispensaries, a students home for the rural SC children, one for orphans and destitutes and one for those children above High School level who are deprived of partent's care. It has library and Reading Room facilities.

Add to Part II, Page No.542

Mitralaya High School, Bangalore was the first ever school for girls in the State, started in 1842 under the nomenclature Canarese Girls Boarding School by B.L.Rice and his wife Jane Rice of the London Mission. During the year 1993-94, there were over 1000 students in the Nursery, Primary, High School and Junior College sections of the school, with 36 teachers. The Free Boarding Home which was started during the inception continues to exist with an intake capacity of 60 children. The Institution celebrated its 150th anniversary in 1992.

Add to part II Page No.555

Kittur Rani Channamma Residential School For Girls, Kittur admits girls for the VI standard through an entrance test and offers education till the II PUC level. Children here are exposed to various adventurous activities like trekking, swimming, shooting, horse riding, gymnastics and are also trained in Karate and unarmed combat. During 1992-93, the school had 610 students and 100 staff members. It is unique in its pattern with a military tinge.

Add to page No.556

Mangala Jyothi Integrated School was started in 1981 in Mangalore to provide pre-primary education to the physically handicapped children. It had, during 1992-93, a High School providing vocational education also. It also provides education for the deaf and the dumb children. Free transport is provided to all such disabled children.

Kendriya Vidyalayas: For the year 1989-90 there were a total of 24 Kendriya Vidyalayas in Karnataka with a student strength of 21,146 and 1,128 staff mambers.The schools at Hubli, Dharwad and Sambra(Belgaum) were under the control of Regional Office at Bombay and the rest were under the Regional office at Hyderabad: from the 15th July 1993, a Regional office for the Karnataka and Goa has been started at Bangalore.

Add to page 566:

Table No.10.48

Districtwise details of B.Ed collegs under different universities, Pre-primary and Primary Teacher Training Institutes functioning in the State during 1993-94.

District	*B.Ed Colleges*		*Primary TTIs*		*Pre-Primary TTIs*	
	Govt.	*Private*	*Govt.*	*Private*	*Govt.*	*Private*
Bangalore University						
Bangalore	Nil	11	Nil	24	Nil	14
Tumkur	Nil	04	02	04	Nil	01
Kolar	01	03	02	13	Nil	06
Mysore University						
Mysore	02*	04	02	07	Nil	05
Mandya	Nil	01	02	02	Nil	Nil
Hassan	Nil	04	01	02	Nil	02
Karnataka University						
Dharwad	01	04	02	08	01	02
U.Kannada	Nil	02	01	01	01	01
Belgaum	01	03	Nil	10	Nil	01
Bijapur	01	02	03	03	Nil	01
Kuvempu University						
Shimoga	Nil	01	02	01	Nil	03
Chitradurga	01	05	03	02	Nil	01
Chikmagalur	Nil	01	01	Nil	Nil	Nil
Mangalore University						
D.Kannada	01	02	03	04	Nil	Nil
Kodagu	Nil	01	01	04	Nil	Nil
Gulbarga University						
Gulbarga	01	03	04	05	01	02
Raichur	Nil	02	03	01	01	Nil
Bidar	Nil	02	02	01	Nil	01
Bellary	Nil	02	01	02	Nil	02
Total	09	57	35	104	04	53

* Includes Regional College of Education.

Add to part II page No.570

Karnataka Hindi Prachara Samithi

During the year 1991-92, the Samithi had 371 life members and 450 Pracharaks. It conducted 260 free Hindi classes. The total number of books in its library was 6,208. A Hindi Shikshak (B.Ed) Training College was started during 1986 at Bangalore. There were a total of 48 candidates in the course with seven staff members for the year 1992-93. Hindi typewriting course was started in 1989 and for 1991-92, 30 candidates were trained, out of which 20 took the examination and 16 passed. A quarterly magazine Bhasha Peeyush is published by the Samithi. All the said schemes are aided by the Central Government.

Table No.10.49

The following table gives details of different examinations conducted by the Samithi for three years:

Sl. No.	Name of the Examination	1989-90 Appeared	1989-90 Passed	1990-91 Appeared	1990-91 Passed	1991-92 Appeared	1991-92 Passed
1.	Hindi Bodh	5820	5074	6007	5060	6424	5993
2.	Prathama	9659	8137	10517	8757	11100	9248
3.	Madhyama	6715	5702	8537	7074	8877	7400
4.	Rashtra Bhashapravesh	4015	3566	5814	4789	6126	5182
5.	Rashtra Bhasha Prakash I & II	4093	3506	5874	5175	7265	6468
6.	Rashtra Bhasha Vidwan I & II	3057	2264	3500	3145	5285	3064
	Total	33359	28249	40249	34000	45077	37355

Add to page No. 571

Mysore Hindi Prachara Parishad, Bangalore

The Parishad had 7,102 Pracharaks during 92-93 out of which 1,000 were Ajeevan Pracharaks. The Parishad started conducting Kannada Examinations for Non-Kannadigas and from 1975 till 1993 a total of 59,128 candidates had passed various Kannada language examinations. A Mahavidyalaya was started by the parishad in 1989 at Gowribidanur in Kolar dist. meant exclusively for SC and ST students. It is also running Hindi Shikshak (B.Ed) colleges at Bangalore, Arasikere, Shimoga, Chitradurga, Hubli, Madhugiri and Shiddlaghatta. In all, for 1992-93 there were a total of 480 students. Under the correspondence Course Scheme, it offers Post-graduate Diploma Course in Hindi and Hindi Shikshak Pravesha (equivalent to TCH). It has a well equiped library of 12,490 books. A monthly bulletin, *The Mysore Hindi Prachara Parishad Patrika* is brought out by the Parishad.

Table No.10.50

The table below gives details of Hindi examinations for four years: conducted by the Parishad

		Prathama	Madhyama	Pravesha	Uttama	Ratna
1989-90	Appeared	24,973	15,326	7521	6535	3491
	Passed	20800	13250	5624	5287	2285
1990-91	Appeared	28659	18475	10544	9761	4728
	Passed	23634	15996	7907	8044	3534
1991-92	Appeared	33840	22960	12897	12801	6996
	Passed	28605	20033	9543	10840	5519
1992-93	Appeared	35131	22118	13539	14512	7972
	Passed	29665	19443	10166	12230	6688

Add to page No.571

Karnataka Mahila Hindi Seva Samithi, Bangalore: started from the year 1993-94, Teacher Training Colleges at Kolar, Bhadravathi, Mudhol, Bijapur, Tumkur, Davanagere, Bagalkot, Gulbarga, Chikamagalur, Hubli, and Mandya totalling eleven, with an intake capacity of 60 in each per year. In the different Hindi language examinations conducted by the Samithi, for the year 1989-90, a total of 62,235 students appeared of which 53,105 passed; for the year 1990-91, out of 70,262 the passes were 63,502, and for the year 1991-92 for a total of 79,666 students 71,591 passed.

Dakshina Bharat Hindi Prachar Sabha (Karnataka)

The Sabha Started its first B.Ed college at Bangalore in 1984 and a second one at Dharwad in 1985. Further two more such colleges one at Mangalore and one at Belgaum in 1988, three - one each at Mysore, Bijapur and Davanagere in 1989, three more at Hassan, Tumkur and Koppal each in 1990 and two more at Bhadravathi and Hubli were begun in 1991. A course in Diploma in Translation was introduced in the Bangalore College in 1986 and at Belgaum and Mysore in 1992. A post-gradudate centre was started at Dharwad in 1987 with M.A., M.Phil and Post-Graduate diploma courses. In 1990 this centre was recognised for studies leading to D.Litt also. The M.Ed course that was introduced at Dharwad Centre was discontinued after one year. From 1992, the Provincial Sabha itself has been conducting Praveshika, Prathamik, Madhyama and Rashtrabhasha examinations.

Commerce Education

There were a total of 1,504 recognised Commerce Institutions in the State during the year 1992-93. A total of 77,903 pupils were studying in them. Among them, there were 8,379 SC, 759 ST and 68,765 other community students.

Add to page No.589:

Bharath Scouts and Guides

The State owns two fully developed camping centres one near Doddaballapur called 'Besant Park' and another at Kondajji near Davanagere called 'Kondajji Basappa Scouts and Guides Training Centre'. A recently developed third one is at the palace road, Bangalore called 'Shanthi Griha'.

So far 21 Jamboree have been held at the state level besides, two National Jamboree in Karnataka. The XXI Karnataka State Jamboree was held at Oorgaum, KGF, Kolar dist, from the 16th to the 22nd January 1993. The total number of scouts of various catagories for 1991-92 was 60,000 and that of the Guides was 30,000.

Table No.10.51

The table below gives the position of Scouts and Guides in the State for the years 1989-90, 1990-91 and 1991-92.

Year	*No. of packs/ Troops and crews*	*No. of Cubs/ Scouts Rovers*	*No. of Flocks/ Company and teams*	*No. of Bulbul/ Guides rangers*
1989-90	559/1659/44	14850/43505/729	361/512/13	14024/12156/162
1990-91	308/960/39	11797/23324/655	680/540/18	16324/12321/180
1991-92	492/1334/40	22897/34252/709	310/618/17	13932/15016/199

Add to page No.598

N.C.C: The Directorate of Karnataka & Goa NCC is the largest in the country with a total strength of 70,140 cadets of all wings for the year 1993-94. It has 53 units and provides NCC cover to eight Universities, 260 colleges and 370 Schools of Karnataka & Goa. The Directorate is divided into six Groups with its Headquarters at Bangalore (A&B), Mysore, Mangalore, Belgaum and Bellary. It won the Prime Minister's Banner eight times during the last 11 years and successively for 1992 and 1993. It conducted five Centrally organised camps including the National Integration Camp for JD Girls. In the four rock climbing camps conducted between 15th August to 13th September 1992, a total of 670 cadets participated. Besides, Tree Plantation, Blood Donation, Community Project, and adventure activities are some other functions of the Directorate.

PRE-UNIVERSITY EDUCATION

Table No.10.52

Details of P.U.C Examinations - 1990 - Total results of the state

Subject	*Appeared*			*Passed*			**Percentage*		
	B	*G*	*T*	*B*	*G*	*T*	*B*	*G*	*T*
March	213881	86487	300368	65013	38774	103787	40	45	35
October	126487	39419	165906	29628	12440	42068	23	32	25

Details of SC's & ST's

	SC's		*ST's*		*SC's*	*ST's*
	Appeared	*Passed*	*Appeared*	*Passed*	*Percentage*	
March	40638	9864	6143	1539	24	25
October	26001	5260	4010	837	20	21

Details of Combinations

March									
Arts	118076	50657	168733	29867	20334	50201	30	40	30
Commerce	36168	16431	52599	13841	9930	23771	38	60	45
Science	59637	19399	79036	21305	8510	29815	36	44	38
October									
Arts	73695	24371	98066	15452	7433	22885	21	30	23
Commerce	18735	5432	24167	4824	2183	7007	26	40	29
Science	34057	9616	43673	9352	2824	12176	27	29	28

Details of Medium

	March		*October*		*March*	*October*
	Appeared	*Passed*	*Appeared*	*Passed*	*Percntage*	
Kannada	162732	44938	97383	22503	28	29
English	137469	58781	68448	19546	43	23

* Decimals are rounded off to the next figure.

Table No.10.53

Details of P.U.C Examinations - 1991.

Subject	*Appeared*			*Passed*			**Percentage*		
	B	*G*	*T*	*B*	*G*	*T*	*B*	*G*	*T*
1	*2*	*3*	*4*	*5*	*6*	*7*	*8*	*9*	*10*
March	206122	83677	289799	63729	38185	101914	31	46	35
October	112294	34549	146843	22230	9248	31478	20	27	21

Details of SC's & ST's

	SC's		*ST's*		*SC's*	*ST's*
	Appeared	*Passed*	*Appeared*	*Passed*	*Percentage*	
March	39930	1011	6040	1501	25	25
October	23640	4080	3754	700	17	19

Details of Combinations

March									
Arts	114407	47458	161865	31175	19969	51144	27	42	32

1	2	3	4	5	6	7	8	9	10
Commerce	32179	14995	47174	11407	8890	20297	35	59	34
Science	59536	21224	80760	21147	9326	30473	36	44	38
October									
Arts	64244	20239	84483	11532	5008	16540	18	25	20
Commerce	16147	4718	20865	3559	1693	5252	22	36	25
Science	31903	9592	41495	7139	2547	9686	22	27	23

Details of Medium

	March		*October*		*March*	*October*
	Appeared	*Passed*	*Appeared*	*Passed*	*Percentage*	
Kannada	155609	44822	84429	16430	29	19
English	133995	57010	62414	15048	49	24

* Decimals are rounded off to the next figure.

Table No.10.54

Details of P.U.C Examinations - 1992.

Subject	*Appeared*			*Passed*			**Percentage*		
	B	*G*	*T*	*B*	*G*	*T*	*B*	*G*	*T*
March	230531	99628	330209	63777	40570	104347	28	41	32
October	121849	43461	165310	22367	11505	33872	18	26	20

Details of SC's & ST's

	SC's		*ST's*		*SC's*	*ST's*
	Appeared	*Passed*	*Appeared*	*Passed*	*Percnetage*	
March	46943	10461	9489	2502	22	26
October	27397	4975	5424	1119	16	21

Details of Combinations

March									
Arts	131117	57433	188650	29239	19873	49112	22	35	26
Commerce	35253	18337	53590	11824	10332	22156	34	56	41
Science	64211	23858	88069	22714	10365	33079	35	43	38
October									
Arts	72284	26458	98742	12855	7136	19991	18	27	20
Commerce	16937	6078	23025	3729	2142	5871	22	35	26
Science	32628	10925	43553	5783	2227	8010	18	20	18

Details of Medium

	March		*October*		*March*	*October*
	Appeared	*Passed*	*Appeared*	*Passed*	*Percnetage*	
Kannada	182797	43772	98933	19454	24	20
English	147170	60483	66279	14385	11	22

* Decimals are rounded off to the next figure.

Table No.10.55

Details of P.U.C. Examinations - April 1993.

Subject	*Appeared*			*Passed*			**Percentage*		
	B	*G*	*T*	*B*	*G*	*T*	*B*	*G*	*T*
April	246773	111452	358225	83292	55818	139110	34	50	39

Details of SC's & ST's

S.C		52598		15046			29		
S.T		11854		3978			34		

Details of Combinations

Arts	143277	65201	42791	30937	30	47	35	
Commerce	36003	19500	15082	12186	42	62	49	
Science	67493	26751	25419	12693	38	47	40	
October								
Arts	———	———	NA	———				
Commerce	———	———	NA	———				
Science	———	———	NA	———				

Details of Medium

Hindi		336		134		40
Kannada		203049		69393		34
English		154840		69583		45

* Decimals are rounded off to next figure.

Add to page No.600

Bangalore University: It has a total of 88 affiliated colleges under its jurisdiction and they were distributed as 48 in Bangalore Urban dist, 11 in Bangalore Rural dist., 17 in Tumkur dist., and 12 in Kolar dist., in 1992, impartign arts science and commerce education. Under the Medical faculty it has 11 colleges - Allopathy 8, Ayurveda one, Homeopathy one and Aerospace Medicine one. There are a total of 17 Dental Colleges - 15 in Bangalore and one each at Kolar and Tumkur districts. The total number of Pharmacy colleges is 19 of which Bangalore dist., has 16, Kolar dist., two and Tumkur dist., one. Besides four nursing colleges, those at the NIMHANS and the Kidwai Institute of Oncology also come under its hold. The number of Engineering Colleges under the University is 19 in total - 14 in Bangalore city dist., three in Tumkur dist., and two in Kolar dist. It has a total of 20 colleges of education under it - 12 in Bangalore district, four each in Kolar and Tumkur districts. Thus these are 89 professional colleges. The University controls a total of 16 Law Colleges, 13 of which are located in Bangalore district, and one each in Kolar and Tumkur districts. The University College of Physical Education, Bangalore is also governed by it.There are over 30 post- graduate departments also.

Add to page No.602.

The Kuvempu University: It came into being on 29.6.1987 has under its jurisdiction, the districts of Shimoga, Chitradurga and Chikmagalur. Professional

institutions like the Allopathic College of Davanagere, the Three Ayurvedic Colleges of Koppa, Bhadravathi and Davanagere, the three Pharmacy Colleges -one each at Shimoga, Davanagere and Chitradurga, the five Engineering Colleges - two at Davanagere and three each at Chikmagalur, Shimoga and Chitradurga and the four Law Colleges one each at Chikmagalur, Shimoga, Davanagere and Chitradurga come under its hold, in addition to the 110 affiliated Colleges imparting instruction in Arts, Science and Commerce. It has 15 post-graduate faculties. The B.R. Project Campus that houses the Administrative Block has the eight P.G. Faculties of Kannada, English, History, Anthropology, Economics, Political Science, Sociology and Mathematics. The Sahyadri College Campus has the faculties of Physics, Environmental Science and Zoology. At the Davanagere P.G. Centre, Chemistry, Commerce, Statistics and Business Management Faculties function. In all faculties mentioned above facilities are available to pursue M.Phil and Ph.D courses. The University has proposed to start P.G. Courses in 16 additional faculties for which the sanction from the Government is awaited. The Government run Sahyadri College (Shimoga), has been handed over to the University in 1993. It has well equipped library with over 30,000 books, it subscribes for 127 national and 74 international magazines.

National Law School of India University (NLSUI) was established on the 29th August 1987 as a full fledged Residential University in Bangalore with the objectives of advancing and disseminating knowledge of law and legal processes in the context of National Development; to undertake research in all aspects of law and promote legal knowledge in order to make law and legal processes efficient instruments of social development. This is the best example of the Bar-Bench Co-operation in the country. It has four Principal Policy making bodies viz., The General Council, The Executive Council, The Acadamic Council and the Research Advisory Board.

In the first year of its establishment, it offered a five year integrated degree of B.A.and L.L.B (Hons) for (10+2) students and a two year LLM degree, selecting students purely on merit, based on an admission test conducted all over the country simultaneously. Nearly half the students are girls and about 15% are those from ST & SC communities. From 1989-90 the University has also started offering M.Phil and L.L.D. degrees. The examinations are conducted on Trimester system. The acadamic year begins on the 1st July and ends on the 20th May.

In collaboration with the Bar Council of India the University conducts periodical workshops for practising advocates. Recently the UGC has entrusted the University with the responsibility of conducting refresher courses for law teachers of colleges. Till the end of 1989 it had conducted three such courses for about 100 teachers from over 60 university colleges. Making its start at the Central College, Bangalore, it was shifted to its new campus near Jnanabharathi one the 26th November 1992.

Bakery Training Unit: Located at the University of Agriculture Science, Hebbal was started in 1963, with a strength of 10 students. From the day of inception till now about 20,891 students have been trained here. The duration of courses ranges from one to 14 weeks. The subjects taught are basic Mathematics, Physics, Chemistry, Hygiene and Cleanlines, Management and Price fixation, Bakery Machine operation and repairing etc.

Besides, the unit has conducted about 110 Bakery Demonstration classes at different Assciations on invitation where above 5525 persons were trained. In collaboration with the American Wheat Association of New Delhi, the unit has conducted wheat product publicity programmes in different villages around Bangalore district conducting 1,177 demonstrations in which about 55,704 ladies have been trained.

Table No.10.56

Districtwise details of First Grade Colleges in the State under different Universities for the year 1993-94.Their total number was 265 in 1981-82, and now their total is 577, of which 136 are Govt. Institutions.

Name of the District	*Name of the University*	*Government*	*Private*
Bangalore Urban	Bangalore	10	38
Bangalore Rural	Bangalore	07	04
Tumkur	Bangalore	10	07
Kolar	Bangalore	09	03
Mysore	Mysore	09	16
Mandya	Mysore	04	06
Hassan	Mysore	09	02
Dharwad	Karnataka	10	22
U.Kannada	Karnataka	01	12
Belgaum	Karnataka	02	23
Bijapur	Karnataka	02	21
Shimoga	Kuvempu	09	07
Chitradurga	Kuvempu	08	11
Chikmagalur	Kuvempu	07	04
D.Kannada	Mangalore	14	28
Kodagu	Mangalore	02	03
Gulbarga	Gulbarga	10	12
Raichur	Gulbarga	07	06
Bidar	Gulbarga	01	08
Bellary	Gulbarga	05	08

Agricultural Universities

University of Agricultural Science, Dharwad, which was established in 1986 had a total of 1137 students studying in its different departments during the year 1992-93. The University of Agricultural Science, Bangalore had, for the same year a total of 2848 students in different departments. For details see Chapter IV.

Indira Gandhi National Open University (IGNOU), Karnataka and Goa Circle: The Scheme of IGNOU was started in 1985 by an Act of the Parliament under the Ministry of Human Resource Development, Government of India, with the objectives of democratising Higher Education by taking it to the door steps of students; providing access to high quality of education to all, irrespective of age, region or any formal education; and promoting and developing Distance Education in India.

The IGNOU, Karnataka and Goa began in 1988 at Bangalore. Admission to its different courses is through an entrance examination. There were a total of 12 centres in Karnataka and Goa (11 in Karnataka and one in Goa) during the year 1992-93, attached to several colleges of the state.

There was one in the Central Prison of Bangalore. The courses offered by the Institute included Master of Arts in Distance Education, P.G.Diploma in Distance Education, P.G. Diploma in Higher Education, Bachelor of Library and Information Science, B.A., B.Sc and B.Com for the +2 students and several others. There were 4,149 students in its different centres under various courses during 1992-93. In addition to the course materials sent to students by post, the University has made available, Audio and Video facility and has so far produced 530 Audio and 390 Video cassetts on different subjects. Lessons are also arranged on the Doordarshan National Network.

The IGNOU of Karnataka and Goa is headed by a Regional Director. There were three fulltime teaching staff members for the said year. Other teachers are drafted from the respective colleges, where classes are conducted on Sundays. Each centre is managed by a Co-ordinator, generally a senior staff member of the college.

ACADEMIC BODIES

Manipal Academy of Higher Education: The Manipal Group of Professional Colleges has been granted the status of 'Deemed University' by the Ministry of Hyman Resources Development and the University Grants Commission from the 1st July 1993. The New University will be composed of Kasturba Medical College, Manipal and Mangalore, College of Dental Surgery Manipal and Mangalore, and college of Nursing, Manipal. These colleges had during 1992-93 a total of 6,000 students with 975 staff members in different faculties. This is the first multifaculty Deemed University in the country.

Add to page No.605:

National Institute of Advnaced Studies (NIAS), Bangalore, was established in 1988 with the objectives of conducting residential courses for senior government servants, Industries and Universities; conducting workshops on developmental policies on national importance; and arranging multidisciplinary research in the fields of Science and Humanities. It has so far conducted five courses for senior managers at Pune, a state-level workshop on Panchayat Raj and Health care and another on decentralised Health Care, etc.,

The National Aero Space Laboratory is the new name given to the NAL and SPC by merging them on 6th June 1993. This the country's leading civil laboratory in Aerospace discipline. The research areas studied here include aerospace electronics and systems, computational and theoritical dynamics, experimental aerodynamics, flight mechanics and control, flight experiments, material science, propulsion, structural sciences, structural integrity and wind energy. It has two campuses, ISAC at the old NAL compound on Air port Road, and the space application centre on the new BEL road, at Mattikere, both in Bangalore.

Add to Page No.610:

Oriental Research Institute: Mysore has so far published 180 works of high standard including the critical revised version of Kautalya's *Arthashastra.* A three-tier system is installed here to preserve valuable and ancient manuscripts in a modern way. The Microfilm section has highly sophisticated equipments.*The Mysore Orientalitst* (an annual research Journal) is published with the assistance of the Department, of Post Graduate studies, University of Mysore. Plans are afoot to bring out ORI Centrenary Commemoration Volume.

Add to page No.612:

Central Institute of Indian Languages Mysore conducts a 10 months training programme in 13 major Indian languages as second language following modern linguistic methods and using the most sophisticated equipments like language laboratory, CCTV, Video and Computers. In addition to the existing six Regional Language Centres, the North Eastern Research Extension Centre was established in 1989 at Guwahati, which provides consultancy and academic support to voluntary organisations. Due to the growing demand, the institute has introduced a 24 month CCC (Contact-Cum-Correspondance) in Tamil at SRLC, Mysore, Bengali at URLC, Bhuvaneshwar, and Urdu at URLC Solan (Lucknow). It has also introduced a one-year certificate course initially in Bengali, Tamil and Telugu at CIIL, Mysore, from 1971-72 to 1991-92. The SRLC at Mysore has trained 433 teachers in Kannada, 567 in Tamil and 485 in Telugu and 350 in Malayalam, through the regular 10 months training programme. Through the 24 months CCC, the SRLC has trained 283 teachers in Tamil. The Institute has prepared mother tongue text books for standards I, II, III, IV, VI and IX in Kannada, Tamil, Telugu, Hindi, Marathi and Urdu for the State of Karnataka.

Add to Page No.613:

The Indian Institute of World Culture, Bangalore, established in 1945 with the specific idea of intercultural exchange and of Universal Brotherhood, maintains a library with general reference magazine and childrens sections. The general library contains over 35,000 books and subscribes for 400 periodicals. The children's section has about 10,000 books. It arranges public meetings three times a week and also publishes books of cultural importance.

Add to page No.614:

The Karnataka Economic Society was established at Dharwad in 1979 by the local academicians of Economic and Commerce faculties with a strength of 130 members during inception. It is a non-political professional body having the main objectives of promoting academic and research studies, organising seminars, symposia and other objective discussions, publishing books and articles, extending co-operation to similar organisations, serving as a documentary centre for research and reference work. It has so far held about nine conferences that were presided over by eminent Economists and academicians.

Rashtrakavi Govinda Pai Samshodhana Kendra, Udupi, sponsored by the Academy of General Education, Manipal is affiliated to Mangalore University. In addition to offering facilities for Ph.D students, it also undertakes research projects relating to people and culture of the West Coast of Karnataka. The Kendra maintains a museum of folk arts and sculptures, Konkani Research wing, Manuscript library, and Archaeological Museum. It has taken up the Tulu Lexicon Project and has already published two volumes of it in 1988 and 1992.

Bapuji Educational Association, Davanagere, had during 1992-93, a total of 24 educational institutions, with seven hostels and one hospital. The total number of students in all was 16,000 and there were 615 total staff members.

Add to page No.615:

The Hyderabad Karnataka Education Society, The founder of which was Mahadevappa Rampure, runs 37 educational institutions like Medical, Engineering, Law, Dental, Pharmacy, Homeopathic, ITIs, Polytechnics, Junior Colleges and degree colleges with vocatinal courses. It also has a teaching and General Hospital with the latest facilities. The society also runs a Pre-University and a Degree College in Bangalore.

D.Banumaiah Educational Institution, Mysore, started as the Kunchitigar A.V. School in 1908, maintained during the academic year 1992-93, a Higher Primary School (1916), a Boy's High School (1919), A College of Commerce and Arts (1949), Girl's High School (1966), an Evening College (1980), a Polytechnic (1983), a Nursery and Primary School (1987), A composite P.U. College (1991) and a college of Science (1993). The Platinum Jubilee of the institution was celebrated during 1992-93.

Shri Basaveshwara Vidya Vardhaka Sangha, Bagalkot, presently runs 30 educational institutions, which include five professional colleges, five professional institutions, four degree colleges, four Pre-University Colleges, three High Schools, four Primary Schools, one press and one sports club, one free boarding home and two hostels- one for boys and another for girls.

The Desheeya Vidya Shala, Shimoga, has added to to its group of educational institutions, a Polytechnic with a three year diploma course and an Evening College. It also houses a study circle of the IGNOU.

Add to page No.616:

Karnataka Education Board, Dharwad, was established in 1919. The Board's institutions include two Pre-University composite Jr. Colleges, four High Schools of which one is for girls and two Higher Primary Schools. Its vocational courses now include the computer course also which is attached to the Junior College.

Sri. Jagadguru Renukacharya Education Society, Bangalore is running a college of Science, Arts and Commerce, a College of Law, and School of Pharmacy. Besides, it has recently started a Science Arts and Commerce College for Women, and a Nursery, Primary and High School also. It's Science, Arts and Commerce College was among the first private colleges in the princely State of Mysore to the affiliated to the Mysore University.

Add to Page No.616:

Karnataka Welfare Trust, Ankola, had during 1992, a total of 31 institutions under its control that included two degree colleges, three junior colleges, 15 High Schools, eight Primary, Nursery and Tailoring Schools and three social service institutions, spread over 18 diffeent centres of the Uttara Kannada district.

Add to page No.618:

The National Education Society of Karnataka, Bangalore is now mantaining four First Grade Colleges, five High Schools and two Middle Schools. It has established the Bangalore Lalitha Kala Parishat to encourage Drama, Music and Dance. There are two hostels, one at Bangalore and the other at Gowribidanoor.

Peoples Education Trust, Mandya, had during 1993-94, one Engineering College, one College of Science and Arts, one Evening College, one College of Law, One High School, one College of Education and Two Hostals.

The Malnad Technical Education Society, Hassan has in addition to the Engineering College with about 2,000 students in it, one First Grade College for women with about 3000 students, and a Law College under its management for the year 1993-94.

National Education Society, Shimoga, is presently running a Higher Primary

School, 12 High Schools (of which six are in rural areas), and three First Grade Colleges, four Professional Colleges, and three Technical Institutions (of these, one First Grade College, one P.U.College and two High Schools are meant for girls). The total number of students in all institutions exceeds 10,000. The Society has also started a number of small industries with the help of Khadi and Village Industries Board, Providing employment to nearly 300 persons.

Add to Page No.620

Satya Sai Loka Seva Trust formed in 1978, in Dakshina Kannada presently is functioning in three campuses - Satya Sai Vihar, Sharada Vihar and Madiyala of Alike. In the first campus a Pre-university College of Arts, Science and Commerce, one Residential Higher Secondary School affiliated to CBSE, New Delhi, one boys hostel and a Printing press are being maintained by it. There is an Ashram for its workers called 'Premakuteer' an Agricultural Farm and a Goshala. In the Second campus there are one boys hostel, a high school and a higher primary school. The Madiyal campus has a Farm and a Girl's High School. At Muddenahalli in Kolar district the trust runs a composite P.U. College, a higher primary school, a boys hostel, a Health Centre, an agricultural farm and a Goshala.

Veerashaiva Vidya Vardhaka Sangha, Bellary, maintained, during 1993-94, 17 educational institutions in all that included two primary schools, four high schools (two with P.U. Course), Six Degree Colleges and Colleges of Engieering, Pharmacy, Law and Education, one each.

Add to page No.621:

Sri. Siddaganga Education Society, Tumkur, has a newly started a Sanskrit College called Veda Maha Pathashala. The Society has about 90 institutions of learning commencing from Nursery to advanced technical educational institutions. It provides boarding and lodging to over 4,000 students of all communities. About 6,000 students are fed every day.

Sri. Taralabalu Jagadguru Education Society, Sirigere (Chitradurga Dist.), runs as on date, 71 high schools, five degree colleges, one Engineering college, one Polytechnic, one college of Education, four Sanskrit Veda Pathashalas, four nursery schools, two primary schools, one Anganawadi Training Centre, one Commerce Institution, seven distitute homes and 55 hostels.

Add to page No.622:

Karnataka Rashtriya Education Society was established at Bidar in 1941, in the form of Kannada school called Karnataka Rashtriya Vidyalaya. Presently the society runs several educational institutions including two high schools a first grade college, a Law College, a vocational education institute, two pharmacy colleges, an Industrial Training Institute, one Junior college and one montessory house of children.

Veerashaiva Vidya Vardhaka Sangha, Talikoti (Bijapur dist.) came into being in 1938 with the main objective of serving the cause of education. It has under its administration, one girls middle school, one Junior college with a High school and vocational Education Sections, one first grade college of arts and Commerce, one Industrial Training Institute and a free boarding home, all located at Talikoti.

Gokul Education Foundation was founded in 1962 by M.S. Ramaiah at Bangalore, with a strength of 120 students. Presently it runs a college offering Bachelor Degree and Post-Graduate Courses in Technical Education, one Medical and one Dental College, one College of Pharmacy, one school of nursing and one college of nursing and maintains a Medical Teaching Hospital.

Add to page No.622:

Society of the Sisters of St. Joseph of Tarbes established in Karnataka in the year 1982 runs and manages several educational institutions, Boarding Homes (Hostels), orphanages and social work centres. There are 14 aided educational institutions and 10 un-aided ones, four hostels, three orphanages, three health centres and three social work units of the society in the state. The Jyothinivas College and Hostel in Bangalore is one of the institutions run by the society.

BLDE Association, Bijapur, was formed in 1910 by local philanthropists with a High School. It has presently under its jurisdiction, 11 high schools, six Pre-University Colleges, six Degree Colleges, three Professional Colleges, nine professional institutes including Medical, Engineering, Education, Institutions offering B. Pharma& D. Pharma courses, a college of Nursing and a College of Physical Education. The Association also maintains a charitable hospital with 1150 beds.

Malnad Development Foundation, established at Sagar in Shimoga district in 1964, runs several educational institutions like the Lal Bahadur Arts, Science and Solabannasetty Commerce College, Pragathi Bala Bhavan Primary School, Smt. Gowribai Nagappa Pai Malkodkar Hostel for Boys, Smt. Padmavathi G. Pai Hostel for Women, Computer Centre (all at Sagar) and the Nalanda P.U. College at Talaguppa.

Karnataka Rashtriya Education Soceity, Bidar, founded in 1941 has since then grown up to be one of the notable educational societies in the State. It runs a High School, a Frist Grade College, a Law College, vocational education courses, institutions offering B and D Pharma courses, an Industrial Training Institute, a Girls High School, a Junior College and Montessory institution.

Add to Page No.622

Taruna Bharathi Vidya Kendra, was established at Bhadravathi in 1967 with 25 students. It conducts social service camps, cultural and literary activities and free coaching classes. The academic activities of the institute are carried out through the Bala Bharathi Higher Primary School (1981), and the three Nursery Schools in the town.

The Taluka Shikshan Prasarak Sahakari Mandali, Sindgi, (Bijapur district) was founded in 1944 with a strength of 40 students. It has been catering to the academic needs of the people of the taluk through its institutions like B.Ed., College, New Arts College, H.G. High School, H.G.P.U College, H.G. Girls High School, H.G. Primary School and a Free Boarding Home, all located at Sindgi.

Model Education Centre was started in 1971 at Yelahanka, Bangalore, with the objective of providing educational facilities for rural people. It maintained, during 1992-93, a Nursery School, a High School and a Junior College, and had a total of 1,800 students and 85 staff members in them.

Shri Jayanthi Vidyavardhaka Sangha, Banavasi, was established in 1957 in the form of a High School and during 1992-93, there were a total of 350 students studying in it.

Wilson Garden Education Society, came into being in 1951 with the efforts of the late Justice Hombe Gowda, with a strength of 15 pupils. Presently the Society runs a Boys High School (850 strength), a Girls High School (800 strength) a Kannada Senior Primary School (950 strength) a Kannada Nursery School (150 strength) and a Composite Junior College.

The Bangalore High School Management Committee started in 1942 in the form of a High School in a rented building in Bangalore, today maintains two First Grade Colleges, one Teacher's College, Two evening colleges, one Pre-University College, Two high schools, one Law College with the five year course, one Management College, one C.A Foundation Course and one Computer Centre, all located in Bangalore and a High School with a Junior College at T.Narasipur. A total of over 10,000 students were studying in its different institutions during the year 1993-94 and there were a total of over 600 staff members. It celebrated its Golden Jubilee in 1993.

Vedagana Education and Development Trust, Vijayapura, was established in 1990 with the objectives of starting educational instituions, to provide education to rural masses, to establish Health Centres for them, to cater to the needs of villagers by starting Destitute Centres and Free Hostels. In its two Primary School there were a total of 256 children during the academic year 1992-93.

Malleswaram Ladies Association was established in the year 1927 with a strength of 22 girls by a few enlightened ladies of the locality, initially for providing cultural avocations for ladies, but was primarily dedicated to the academic improvement among ladies. It provides educational facilities to them from the Nursery to the degree level, including music, dance, drawing, tailoring and typewriting. There were in all a total of 2,325 students and 124 staff members in all instituions run by the association for the year 1993-94.

Add to page No.651

B.D.T College of Engineering (Davanagere) had the Electronics branch added in 1968 and a course in Computer Science and Instrumentation Technology in 1984. A P.G. Department in Mechanical Engineering with an intake of 15 was begun in 1989. The total annual intake of the college as in 1993 was 350 in each year and the total strength of the college was 1180. The Department of Civil Engineering has been considered a Research Centre for award of M.Sc (Engg). The College was transferred by the State Government to the Kuvempu University on 1.11.1992. Plans are afoot to start P.G.Courses in other branches also.

Add to Page No.652:

B.V.B. College of Engineering, Hubli: The College offers degree courses in nine main branches of Engineering - Civil, Mechanical, Electrical & Electronis, Electronis & Communication, Industrial Production, Computer Science, Architecture, Instrumentation and Automobile Engineering. It also has P.G. Courses in Structural Engineering (Civil) and Production Management (Mechanical). The total strength of the College during 1992-93 was 1972 students out of whom were 320 girls. A hostel accomodating 375 wards was attached to the college.

National Institute of Engineering, Mysore offers bachelor degree in Civil, Computer Science, Electrical and Electronics, Electronics and Communication, Industrial Production and Mechanical Engineering courses; M.Tech in Civil (Hydraulics), Electrical (power system) and Production Engineering and System Technology; Post-Graduate courses in Master of Engineering Management and Post-graduate Diploma in Computer Applications. The Institute is recognised as a Research Centre and is also a major consultancy centre in the field of Civil Engineering Sciences.

Add to Page No.657:

Foremen Training Institute, Bangalore, conducts about 80 short term programmes with the duration ranging from one to 12 weeks, along with two-years Diploma and Post-Diploma Courses in Foremanship. It also provides paid boarding and lodging facilities. The minimum entry qualifiction is a Diploma in any Engineering discipline with relevant experience.

Add to page No.658:

Hot Line Training Centre, Bangalore is equipped to impart training in live line maintenance techniques from 11 to 400 KV level both by Hot Stick and Bare Hand Technique methods. Under the 11 KV to 400 KV Hot Stick Techniques 45 Training Sessions were conducted in which 705 Indian and 15 Ceylon Electricity Board personnel were trained. Under the 400 KV Bare Hand Technique, one session was conducted and 16 personnel were trained till 1993-94.

Regional Vocational Training Institute for Women has added Data Preparation and Computer Software Courses of one year in its syllabus. Previously no

fee was charged for the Basic Skill Courses. The Institute also conducts Instructor's Courses (General), P.O.T and Business Services (four months duration) for those who complete advanced courses like secretarial practice, dress making or electronics (TV repairs and servicing). A tutuion fee of Rs 30 per month is charged for advanced courses. Till 1991-92, a total of 3,022 candidates were trained in the Institute.

Add to page No.668:

Ayurvedic Education

Under the Ayurvedic Directorate there are 16 Ayurvedic colleges in the State out of which the three at Mysore, Bangalore and Bellary with a respective intake capacity of 50, 75 and 25 are Government Colleges and the two at Bijapur, one each at Belgaum, Hubli, Dharmasthala, Udupi, Gadag, Bidar, Koppa, Hospet, Mundargi, Ilkal, Davanagere, Bhadravathi and Haveri are managed by private agencies.

Table No.10.57

District-wise distribution of Professional Colleges in the State under different Universities for the year 1993-94

District and University	Engineering		I.T.I's		Medical		B.Pharma		Dental		Nursing	
	Govt.	Private	Govt.	Private	Govt.	Private	Govt.	Private	Govt.	Private	Govt.	Private
Bangalore University												
1. Bangalore	02	11	06	31	01	03	01	17	01	16	01	03
2. Tumkur	Nil	03	03	09	Nil	01	Nil	01	Nil	01	Nil	Nil
3. Kolar	Nil	02	04	10	Nil	01	Nil	02	Nil	01	Nil	Nil
Mysore University												
1. Mysore	Nil	02	02	10	01	Nil	02	Nil	Nil	02	Nil	Nil
2. Mandya	Nil	01	02	02	Nil	01	Nil	01	Nil	Nil	Nil	Nil
3. Hassan	Nil	01	03	06	Nil	Nil	Nil	01	Nil	01	Nil	Nil
Karnataka Univesity												
1. Dharwad	Nil	04	02	17	01	Nil	Nil	03	Nil	01	Nil	Nil
2. Uttara Kannada	Nil	01	03	02	Nil	Nil	Nil	Nil	Nil	Nil	Nil	Nil
3. Belgaum	Nil	02	02	04	Nil	01	Nil	02	Nil	02	Nil	01
4. Bijapur	Nil	03	03	12	Nil	02	Nil	02	Nil	01	Nil	Nil
Kuvempu University												
1. Shimoga	Nil	01	02	05	Nil	Nil	Nil	01	Nil	01	Nil	Nil
2. Chitradurga	01	01	02	02	Nil	01	Nil	02	Nil	03	Nil	01
3. Chikmagalur	Nil	01	01	01	Nil	Nil	Nil	Nil	Nil	Nil	Nil	Nil
Mangalore University												
1. Dakshina Kannada	01	03	15	Nil	02	Nil	02	Nil	05	Nil	04	
2. Kodagu	Nil	Nil	02	Nil	Nil	Nil	Nil	Nil	Nil	Nil	Nil	Nil
Gulbarga University												
1. Gulbarga	Nil	02	03	09	Nil	01	Nil	04	Nil	02	Nil	01
2. Raichur	Nil	01	02	04	Nil	Nil	Nil	01	Nil	01	Nil	Nil
3. Bidar	Nil	02	01	05	Nil	Nil	Nil	03	Nil	02	Nil	Nil
4. Bellary	Nil	01	02	03	01	Nil	Nil	02	Nil	Nil	Nil	Nil
Total	04	43	47	150	04	14	01	46	01	39	01	10

Note: 1. The I.T.I's are under the control of the Directorate of Employment and Training. (2) There are 115 institutions in the state offering D.Pharma course of which only one is a Government institution. (3) Two Medical Colleges, Two Dental Colleges and two colleges of Nursing affiliated to Mangalore University have been of late brought under the purview of the Manipal Academy of Higher Education, a deemed University. (4) Of the 150 private I.T.I's those at Bangalore (Hosur Road), Kolar, Tiptur, Puttur, Gadag, Nalatwad (Bijapur Dist.), Gundlupet, Channarayapatna, Chitradurga and Bagalkot were started exclusively for women, with the World Band aid.

Add to page No.755

Museums under Archaeological Survey

The Archaeological Museum at Bijapur started in 1912 is the earliest one. It has sculptures and inscriptions ranging from Early Chalukyan period, in Sanskrit and Kannada and Arabic and Persian of Adilshani times; paintings, manuscripts, sanads, textile, chinaware, earthern ware, coins and wood-carvings.

The one at Hampi, opened in 1953 is located at Kamalapuram. It has a large collection of stone images of Shaivite, Vaishnavite and Jaina affiliation besides copper and gold coins, jewellery, copper plates and palm leaf manuscripts, pottery, terracotta, and antiquities retrieved from excavations at Hampi. The outstanding exhibit is the scale model of Hampi with its environs displayed in the open Varandah.

The Museum at Halebidu established in 1962 has an open air gallery where large number of sculptures and carved architectural members of Hoysala period, their copper plate grants, palm leaf manuscripts etc., are on display.

The Tipu Sultan Museum located at Daria Daulath Bagh, Shrirangapattana was started in 1959. It has exhibits connected with the history of the exploits of Haidar Ali and Tipu Sultan, including coins, service medals, portraits of Tipu and his family, furniture and the dress materials of the royal family.

The site Museum of Badami houses sculptures and inscriptions of the Chalukyas, Rashtrakutas and the Kalyana Chalukyas. Some important exhibits are the sculptures of Tripurantaka Shiva Kalari, lintel showing Brahma and Lajja Gauri.

The Aihole site Museum has architectural inscriptions of the Chalukyas of Badami, Chalukyas of Kalyana and the Rashtrakutas. Some of the finest exhibits are the busts of Saptamatrikas, Yakshi Ambika, Yaksha Kubera and Bhairva.

In addition to these Museums, there are sculpture sheds managed by the Bangalore circle of the Archaeological Survey of India at Banavasi, Bagali, Balligavi, Lakkundi and Pattadakal where rare antiquities are preserved. The Museum at Badami, Bijapur, Hampi and Shriangapattana are headed by an Asst. Suptd. Archaeologist and those at Halebidu and Aihole are managed by a Curator.

Shashwathi

A unique chronicle of the achievements of Indian women was established in 1982 with the name Shashwathi, being the only one of its kind in the country. The Museum is housed in the NMKRV College for Women, Bangalore. It contains a collection of over 5000 rare antiquities and artefacts of women's world from cosmetic materials to domestic ones. An old gramphone, a wooden statue of Shakuntala presented by Lady C.V.Raman, an old stove, grinding stones, pestles, nut crackers, a 100-year-old sewing machine, dolls of cloth, wood and beads and embroidered tapestries are some of its contents. The collection was made by several women writers of the State who visited various houses for the purpose. The Museum, named after Tirumalamba, the first lady writer of Karnataka and also a painter, publisher and journalist of repute of the early 20th century has instituted a cash award of Rs.10,000 to women writers in 1985 (now raised to 20,000) and since then six eminent writers of different languages of the country have received it. It has held quite a few seminars and symposia on women's subjects.

'Manjusha' Museum

Manjusha, the Museum at Dharmasthala, is the brain child of Sri Veerendra Heggade. It provides source material for the historians, sociologists, folklorists and modernists alike, with the classic rarities it contains, arranged in a scientific manner. Besides the most ancient sculptural pieces ranging from the 7th to the 16th centuries like the 'Siriyala Devi' of the Badami Chalukyas and the 'Mahishasura Mardini' of the Gangas of Talkad (9th Century). It also has the sculptural beauties of the Yaksha, of Mahavira, Nandi and Nishada belonging to the periods of the Chalukyas of Kalyana and the Hoysalas. Fossils and bone remains of animals believed to have existed millions of years ago are exhibited here. Several weapons and vessels of the stone age, an outstanding collection of masks used in Bhutaradhane, several ancient edicts, rare coins, ancient instruements of daily life, cute things used for worship, a host of traiditonal paintings of old Mysore, a variety of old cameras and old clocks, vintage cars and old time lanterns also find a place here.

The signatures and sketches of eminent personalities like Mahatma Gandhi, Nehru, Raman, Radhakrishnan, Russel, Einstein, Maugham, Bernard Shaw are also preserved etc. The museum has a chemical laboratory which looks after cleaning and preservation of the exhibits. Ancient plam leaf manuscripts numbering over 3,000 collected from all over the State are chemically treated and preserved here.

Pathology Museum, Bijapur: located at The BLDEA Medical college, was planned and organised by Dr.S.J.Nagalotimath. It has about 1000 rare teaching specimens. Besides, there are several plastinated specimens, preservation of tissues in the original form, which are found in no other museum of the country. There is a separate 'Stone Museum' here in which more than 2000 stones formed

in different parts of the human body are exhibited. They are of different sizes and some are 4" in diameter and weigh about 750 grams. There is also a Cancer Museum attached to it.

Pathology Museum, Belgaum housed in the Jawaharalal Nehru Medical College of the K.L.E. Society, Belgaum, was establihed in 1966 by Dr. M.R.Parthasarathy. It has a rare collection of pathological specimens numbering over 3,000 each with a descriptive card. Among them 2,500 are mounted specimens in glass jars and 115 are preserved ones meant for lending. There are twelve wooden cubicles where the common diseases in India are displayed, arranged in line with the Burrough Welcome Museum of Tropical Medicine, London. The Museum also contains about 140 charts impressively displayed, the literature of which is updated from time to time.

Another division in the Museum has the 'Transparency Room' that contains hundreds of colour transparencies of interesting specimens in their natural colours. In the curator's room, dissection mounting, preservation and processing of specimens are carried out with the added display of diagramatic description of eminent scientists and their contribution to the fields of Pathology and Microbiology. The Museum is considered one of the best in the country.

MEDICAL AND PUBLIC HEALTH SERVICES

Medical and Public Health Services and Family Welfare activities have substantially increased in the last decade. The number of hospitals in the State rose from 233 to 293, Primary Health Centres and Primary Health Units from 1515 (415+1310) to 1824 (1198+626) and number of beds from 34,400 to 45,200 in Government hospitls between 1980 to 1990. In family welfare, if starlization cases were 1,42,896 in the year 1980-81, their number rose to 3,31,554 in 1992-93. Intrauterus contraceptive device (IUCD) insertion rose from 54,657 to 2,37,82 during these same two years and also CC instances from 88,293 to 2,65,022. The number of Medical Colleges which were 12 rose to 14, Dental Colleges from 3 to 39, nursing colleges from 1 to 10, Ayurvedic colleges from 9 to 16 and pharmaceutical institutions training pharmacists rose from 11 to 115 between 1982-83 to 1992-93. Private nursing homes and medical practitioners have also substantially increased in number. The details regarding health services and family welfare activities are discussed in the pages hereunder with necessary statistics.

Table No.10.58

Number of Live Births registered during the years 1980 to 1990

District	Year 1980	1981	1982	1983	1984	1985	1986	1987	1988	1989	1990
Bangalore (R)	81484	84401	81928	75614	65458	65789	8742	11393	14862	22196	34157
Bangalore (U)							76588	83790	84399	89526	93175
Belgaum	46759	50870	54129	47389	51306	47781	49204	56854	61331	63938	71490
Bellary	12663	12197	11187	10610	12048	12966	16961	22271	22413	22890	28642
Bidar	9084	9582	7008	10436	9708	7829	10537	10553	12842	12897	12145
Bijapur	44024	42865	45780	39846	46289	48199	60629	44603	55200	56758	65557
Chikmagalur	8386	10751	5645	2535	8847	8886	11531	9766	12510	12289	16069
Chitradurga	20230	20477	21397	12209	18888	23175	23709	28315	30047	29383	41980
D.Kannada	41099	45566	42240	34382	45410	42365	56607	47413	54479	55398	56606
Dharwad	59197	49836	59079	62580	57393	53363	80545	63304	67221	73384	78402
Gulbarga	12221	14393	18562	11877	14818	20991	24264	23623	27871	28460	33491
Hassan	10444	11544	6956	10080	11699	12782	15706	17915	20304	21019	22994
Kodagu	3982	3909	3774	3845	6689	4460	5037	5516	6749	7657	8391
Kolar	17251	15803	17915	14235	13710	12783	11264	19277	23117	26810	31449
Mandya	10677	7051	13781	5310	5476	7307	8837	10641	19578	21274	21352
Mysore	29650	36072	35314	20688	28357	69578	37488	39728	50902	53069	56249
Raichur	10803	8622	11946	6840	6092	4141	12966	16278	18714	22627	33382
Shimoga	18067	20189	20719	18331	18306	20466	27165	23105	20394	29664	32217
Tumkur	8584	7580	7859	2557	5982	5426	6266	12128	19368	26275	30556
Uttara Kannada	15690	14679	15118	17448	13416	16047	20454	17542	19545	17773	23172
State Total	460295	266387	480337	406812	439892	484334	564500	564015	641846	693287	780496

Source: Annual report on the working of the RBD Act, 1969. Events registered under this Act suffer from under-registration.

Table No.10.59

No. of deaths registered during the years 1980 to 1990

District	Year 1980	1981	1982	1983	1984	1985	1986	1987	1988	1989	1990
1	2	3	4	5	6	7	8	9	10	11	12
Bangalore (R)	20974	25684	26184	22464	16129	18721	2065	2142	4571	6361	6469
Bangalore (U)							22295	23979	25045	25642	25506
Belgaum	6773	14625	15705	16377	15025	14106	13641	15144	17750	16724	16255
Bellary	3901	4897	4975	4420	5007	4718	7399	7509	7759	7815	8821
Bidar	1215	3637	4042	3110	3835	2493	3191	3096	3798	3785	3584
Bijapur	8472	13641	12515	12032	14319	15059	15934	12679	15718	15597	16465
Chikmagalur	1332	3761	1920	1131	2532	2777	3388	3381	3441	3000	3895

1	2	3	4	5	6	7	8	9	10	11	12
Chitradurga	3789	8213	7009	4370	6184	7341	8022	6430	8869	8018	11603
D.Kannada	4513	9664	9575	8405	12418	11283	14677	12063	15326	14911	15369
Dharwad	1130	18391	17483	17697	17526	15379	22997	17174	20117	19985	20056
Gulbarga	3768	7046	7116	4340	4758	7257	6775	7511	9979	9594	7053
Hassan	1247	3921	2179	3905	3977	3675	3582	3550	5600	5745	5720
Kodagu	281	911	969	1180	1412	1400	1204	1184	1877	2158	2273
Kolar	2806	5588	5928	3577	4805	4411	2847	6333	8023	8655	8857
Mandya	1655	1780	3512	1939	1878	2526	2713	3612	5738	6044	5937
Mysore	5417	13486	15025	7703	10478	29989	12793	12622	16482	17164	17456
Raichur	2666	2977	3511	2130	2132	1330	5113	2890	6695	9068	9868
Shimoga	3452	5635	5070	4119	4443	4330	6333	4859	6671	7724	7978
Tumkur	2040	3033	3106	834	2469	3267	3125	4257	7187	8025	8944
Uttara Kannada	1918	3693	4184	4382	3242	4124	4606	3603	5141	3750	5764
State Total	87556	150526	150008	124115	132568	154186	162700	154018	195787	199766	209873

Source: Annual report on the working of the RBD Act, 1969. Events registered under this Act suffer from under registration.

Table No.10.60

Additional Table: Birth, Death and Infant Mortality rates for the years 1980 to 1991.

		Years 1980	1981	1982	1983	1984	1985	1986	1987	1988	1989	1990	1991*
Birth Rate	R	28.9	29.2	28.8	30.2	30.9	30.9	29.9	29.9	30.1	29.1	29.0	27.8
	U	24.4	25.7	25.7	26.0	28.5	26.2	26.8	26.3	24.9	25.1	25.0	23.9
	C	27.6	28.3	27.9	29.1	30.3	29.6	29.0	28.9	28.7	28.0	28.0	26.8
Death Rate	R	10.7	10.2	10.6	10.7	9.8	9.4	9.7	9.5	9.6	8.8	9.7	
	U	6.6	6.3	6.4	6.0	6.6	6.1	6.8	6.1	7.0	6.5	6.1	6.9
	C	9.6	9.1	9.2	9.3	9.6	8.8	8.7	8.7	8.8	8.8	8.1	9.0
Infant Mortality rate	R	79	77	71	80	84	80	82	86	83	89	80	87
	U	45	45	47	41	43	41	47	41	46	53	39	47
	C	71	69	65	71	74	36	73	75	74	80	70	77

Source: Sample Registration System by Registrar General, India.

* Provisional: According to the registrar general of India who has published the sample registration system for 1991, Karnataka Live Birth rate for 1991 is 26.9 (26.8 as given in the table being provisional), as against 26.00 in A.P., 18.3 in Kerala, 26.2 in Maharashtra and 20.8 in Tamilnadu and 29.5 for India as a whole in that year.

Table No.10.61

Number of still births, maternal deaths and infant deaths registered from 1980 to 1989

Sl. No.	Year/ Dist.	No. of still births	No. of maternal deaths	No. of infant deaths
1.	1980	7673	577	9075
2.	1981	7036	583	14714
3.	1982	4420	528	15251
4.	1983	5921	356	10190
5.	1984	6475	593	8236
6.	1985	2373	409	9614
7.	1986	5739	384	9433
8.	1987	4897	578	8781
9.	1988	5276	941	10754
10.	1989	4734	623	11035
District-wise for the year 1989				
1.	Bangalore	49	8	84
2.	Bangalore Rural	1671	294	2677
3.	Belgaum	399	14	557
4.	Bellary	358	12	626
5.	Bidar	62	6	189
6.	Bijapur	476	24	815
7.	Chikmagalur	8	3	110
8.	Chitradurga	77	17	308
9.	Dakshina Kannada	410	29	678
10.	Dharwad	401	66	1373
11.	Gulbarga	78	13	507
12.	Hassan	43	9	162
13.	Kodagu	5	1	67
14.	Kolar	248	26	193
15.	Mandya	31	9	142
16.	Mysore	76	23	1213
17.	Raichur	92	12	646
18.	Shimoga	46	7	359
19.	Tumkur	71	41	267
20.	Uttara Kannada	137	9	62

Source: Annual report on the working of the RBD Act 1969. Events registered under this Act suffer from under-registration.

Table No.10.62

Number of Deaths by caused in Karntaka State from 1979 to 1989

Sl.No.	Cause	1979	1980	1981	1982	1983	1984	1985	1986	1987	1988	1989
1.	Plague	-	-	-	-	-	26	22	19	40	29	-
2.	Cholera	-	-	329	210	279	116	289	159	297	397	245
3.	Malaria	1095	1155	558	237	410	263	239	113	218	231	239
4.	Typhoid	338	472	234	245	181	136	115	139	75	236	219
5.	Other Fevers	9917	16981	19450	17779	13335	9077	9561	12259	11143	17035	14469
6.	Dysentry and Diarrhoea	3421	3679	4062	4538	2434	1078	1147	2557	2022	2690	2153
7.	Respiratory Disease	17715	11915	9219	4836	9753	1307	1021	6771	5635	6066	5665
8.	T.B.	5690	4917	72	3032	4977	3485	4351	4760	4277	5991	6075
9.	Leprosy	109	79	100	69	60	160	48	51	58	175	124
10.	Maternal Deaths	771	577	583	528	356	593	409	384	578	941	623
11.	Suicide	743	627	578	536	618	389	448	1420	1281	1503	1368
12.	Drowning	713	840	738	696	414	1196	482	310	520	846	651
13.	Wounds and Accidents	1379	2274	2251	2446	2045	1571	2289	2959	2178	3856	3764
14.	Killed by wild beasts	22	19	17	30	8	24	47	36	34	99	60
15.	Snake bite	439	431	393	353	327	394	436	363	379	687	822
16.	Rabies	56	158	61	53	31	75	61	53	47	111	95
17.	Tetanus	295	377	379	461	692	506	611	337	374	962	871
18.	Diptheria	49	193	90	794	349	691	299	350	393	561	355
19.	Whooping Cough	21	119	139	84	3	45	29	18	37	181	144
20.	Polio	137	347	113	70	73	57	96	96	119	146	116
21.	Pulmonary Diseases	45	43	5163	297	47	39	22	55	220	306	429
22.	Measles	-	-	217	628	176	281	260	135	119	183	221
23.	Cancer	-	-	1834	1965	1760	2261	2646	4884	2992	4661	4605
24.	Diabetes Mellitus	-	-	477	252	269	306	386	291	168	391	488
25.	Anaemia	-	-	627	1683	534	604	850	328	216	556	591
26.	Meningitus	-	-	63	291	71	926	289	229	231	346	323
27.	Heart Diseases	-	-	665	909	365	559	974	425	407	834	1255
28.	Heart Attack	-	-	3974	3172	2705	5903	8054	4940	4603	6578	7204
29.	Pneumonia	-	-	92	64	25	270	110	98	377	807	300
30.	Influenza	-	-	65	41	6	118	57	22	31	69	81
31.	Branchitis & Astma	-	-	11820	11130	8057	10558	12860	10592	10776	14665	16007
32.	Jaundice	-	-	305	395	167	571	471	539	453	762	814
33.	Food poisoning	-	-	-	-	-	1123	359	380	415	763	875
34.	Polio myalitis	-	-	-	-	-	283	141	231	114	216	394
35.	Other causes	112514	35222	71829	72396	59253	69881	73036	81570	77712	73327	81067
36.	Causes not stated	7817	7131	14023	19788	14335	17699	31671	24875	25479	48580	47154
	Total	163296	87556	150526	150008	124115	132568	154186	162700	154018	195787	199766

Source: The Chief Registrar of Births and Deaths and Director of Economics and Statistics.

Add to Page No.682

Diarrhoeal Diseases

Cholera, Gastro Enterities, Dysentry and Intestine Heptitis are mostly revalent in the districts of Bellary, Bidar, Gulbarga, Bangalore Rural, Hassan and Mysore. There are Cholera Comabt Teams in the endemic districts of Gulbarga, Bellary Bijapur, Chitradurga and Mysore. Sinking of bore wells in the rural areas has reduced the incidence of water-borne diseases. The out-break of Gastro Enterities and cholera were reported in the districts of Bellary, Raichur, Dharwad, Chitradurga and some other districts during November and December 1992 and in the early months of 1993. (Source: Annual Reports 92-93).

Table No.10.63

The following figures give the numbers of attacks and deaths due to Gastro enterties and cholera in the State for the last five years.

Years	*Gastro Enterities*		*Cholera*		*Anticholera inoculations administered*
	Attacts	*Deaths*	*Attacks*	*Deaths*	
1988	14,091	639	2167	70	20,22,766
1989	9,918	418	787	26	9,78,877
1990	8,565	391	448	15	9,21,571
1991	17,455	691	747	15	11,84,832
1992	15,262	608	402	14	12,50,315

Source: Status Report for 1992-93 of Health and Family Welfare Directorate.

Add to Page No.683:

Malaria

For the effective interruption of Malaria transmission two rounds of DDT and three rounds of Malathion 25 percent wdp is being sprayed in the areas, where the API, (Annual Parasite Index) is more than two since 1990. The Government of India has selected Karnataka State for Malariosenic stratification which stresses the implementation of bio-environmental measures for the control of Malaria. During 1992, 6,610 Drug Distribution Centres and 3,234 Fever Treatment depots, had been established in the State through voluntary agencies in the remote and inaccessible areas. The Central Malaria Laboratory is serving as a referral laboratory.

The Urban Malaria Scheme is functioning in Bangalore, Bellary, Belgaum, Hospet, Raichur, Hassan, Tumkur and Chikmagalur Cities The following table shows the number of Blood smears collected, examined total positive cases etc., for the years from 1988 to 1993.

Table No.10.64

Years	*Bloodsmears Collected*	*Bloodsmears Examination*	*Total Positive cases*	*Radical Treatment cases given*	*ABER*	*SPR*	*API*
1988	68,66,875	68,54,875	1,27,008	1,17,808	17.39	1.85	0.90
1989	66,81,578	66,81,678	1,06,683	1,01,927	18.23	1.59	2.91
1990	66,01,484	66,01,484	74,012	22,902	17.50	1.12	1.96
1991	66,46,213	66,46,213	44,565	43,430	17.20	0.68	1.10
1992	69,13,592	69,13,592	81,057	78,602	17.70	1.10	2.00

N.B.: ABER - Annual Blood Examination Rate SPR - Slide Positive Rate and API - Annual Parasite Index Source: Status Report 92-93.

Add to Page No.685:

Filaria

Filariasis is prevalent in Dakshina Kannada, Uttara Kannada, Bidar, Gulbarga, Bijapur and Raichur Districts. The National Fliaria Programme aims at carrying out Filariasis survey in different parts of the State and to undertake control measures. There are six Filaria Control Units at Mangalore, Udupi, Gulbarga, Shahapur, Bidar and Guledgud and sixteen Filaria Clinics at Gulbarga, Shorapur, Sedam, Yadgir, Shahapur, Shahabad, Chithapur, Aland, Bidar, Humndabad, Basavakalyan, Bhatkal, Gokarna, Mangalore, Udupi and Gulegud by end of 1991. There is one Filaria Survey Unit in Raichur in 1992, four more clinics were sanctioned at Ullal, Ilkal, Chincholi, and Deodurg (Annual report 1992-93).

Table No.10.65

The following table gives the number of blood smears examined, No. of microfilaria cases, disease cases and the number of persons that received treatment.

Year	*No. of Blood Smears examined*	*No. of Micro Filaria cases*	*Disease cases*	*Treatment given*
1988	92,247	3,077	1,870	3,934
1989	97,924	2,393	2,442	3,356
1990	97,197	2,205	3,394	5,089
1991	1,02,157	1,369	5,653	6,792
1992	1,19,816	1,620	2,838	4,022

Source: Status Report for 1992-93 of Directorare of Health and Family Welfare.

Add to page No.686

Tuberculosis

The State and the District Tuberculosis Centres are planning implementing and monitering National Tuberculosis Control programme in the State. All the

districts are having District Tuberculosis Centres with two additional centres at Sirsi and Davangere, three more centres are proposed at Sira, Hospet and Koppa. This programme is fully integrated with General Health Services. In 1992, there were ten Government TB and Chest Diseases Hospitals, 150 X-ray centres, 690 Microscopic centres, 1023 referral centres, one After-care and Rehabilitation Training Centre at Bangalore. There were 3,545 Beds for TB patients in the Government and private hospitals. (Sources Annual Report 1992-93, Directorate of Health and Family Welfare Services, Bangalore).

Table No.10.66

The following table gives the number of TB cases detected and BCG vaccination administered in the State from 1988-89 to 1992-93.

Year	*T.B.Cases Detected*		*BCG Vaccination adm...*	
	Achievement	*% of Acievement*	*Achievement*	*% of Achievement*
1988-89	73,336	86.3	9,95,848	93.6
1989-90	78,403	92.2	10,67,960	97.0
1990-91	77,437	91.1	12,25,048	101.9
1991-92	75,740	91.3	11,33,730	98.7
1992-93	68,109	79.9	11,89,461	100.3

Status report 1992-93 of Directorate of Health & F.W. Services, Bangalore.

Add to Page No.688:

Leprosy

Karnataka is having medium endemicity of Leprosy with a prevalent rate of 1.1 per thousand population. The estimated Leprosry cases as on 31.11.92 in the State were 42,031 Bangalore, Belgaum, Bijapur, Bellary, Bidar, Dharwad, Gulbarga, Raichur, Mysore and Mandya are having the Leprosy prevalane rate of 0.30, 0.49, 2.40, 3,45, 1,16, 0.98, 1.37, 2.45, 0.97 and 1.93 per thousand population respectively. A total of 36,108 new cases were registered during 1992. There were 31 National Leprosy Control Centres, 12 Modified Leprosy Control Units, 48 Urban Leprosy Centres, 677 Survey Education and Training Centres and two Leprosy Training Centres in the State during 1992. All the Districts and District Leprosy Offices managed by District Leprosy Officers and there was one Epidemiological Surveillance Team. There were also 26 Temporary Hospitalization wards and 100 voluntary beds during 1992. There were 26 voluntary organizations actively participating in the implementation of the Leprosy Eradication Programme.

The Multi Drug Treatment Project was introduced in Belgaum and Dharwad districts during 1986, in the distrcts of Raichur, Gulbarga and Bidar in 1988, in Mysore district in 1989, in Bijapur and Bellary districts in 1990 and in the districts of Bangalore and Mandya in 1992 (Annual Report 1992-93).

Table No.10.67

The table below gives the number of new cases detected and cured in the State from 1988-89 to 1992-93 under National Leprosy Eradication Programme.

Year	*New cases detected*		*No. of cases discharged disease arrested/cured.*	
	Cases Detected	*% of Achievement*	*Arrested or cured*	*% of achievement*
1988-89	31,615	100.1	28,811	82.3
1989-90	28,105	156.1	40,318	100.8
1990-91	25,668	142.6	35,662	59.4
1991-92	25,786	171.9	43,443	94.4
1992-93	26,499	106.0	39,529	85.9

Source: Status report, 1992-93 Directorate of Health and Family Welfare Services, Bangalore.

Guinea Worm Disease

The programme of Eradication of Guinea Worm Disease was started in the year 1982 with 50:50 share from the State and the Central Government. The disease is mostly evidenced in Belgaum and Gulbarga Divisions. Cases are also reported from Raichur and Bijapur districts. Using of bore well water (instead of stepped wells or tanks) for drinking and cooking purposes in the rural areas has brought down the incidence of the disease to a greater extent. During 1992 till the end of 167 cases were reported from 103 villages in Bijapur, Gulbarga and Raichur districts. (Annual Adminstrative Report for the year 1992-93).

Add to page No.693:

Japanese Encephalitis

This disease is commonly found in the districts of Tumkur, Mandya, Kolar, Raichur, Chitradurga, Bellary and Bangalore. The maximum number of attacks was in Bellary district followed by Mandya. This is said to be a Zoonalic disease and hence segragation of pigs from the residential places is necessary to control the disease. The number of attacks and deaths for the last five years were as follows: 1988 - 81;21; 1989 - 49;18; 1990 - 138;47; 1991 - 308;144; 1992 - 58;15. (Source: Status Report 1992-93).

Add to page No.694

Kyasanur Forest Disease

Kyasanur Forest Disease is prevalent in the districts of Shimoga, Uttara Kannada, Dakshina Kannada and Chikmagalur, especially in the taluks of Thirthahally, Hosanagar, Shimoga, Soraba, Honnavar, Bhatkal, Kumta, Ankola,Supa,

of November a total of five deaths were reported from these districts. The virus spreads from the animals of the forest specially monkeys. The number of cases confirmed for Kyasanur Forest Disease and the number of deaths for the last five years were as follows: 1988 - 56;6; 1989 - 471;12; 1990 - 418;19; 1991 - 142;16; 1992 - 191;5.

Add to Page No.692:

Handigodu Syndrome

This is found in a few villages of Shimoga and Chikamagalur district. The disease causes disability because of the affliction to hip and knee joints. There is a veiw that it is caused by consuming crabs found in fields subjected insecticide treatment. During 1992, 588 cases were reported from 76 villages in these two districts.

AIDS

AIDS (Acquired Immune Dificiency Syndrome) is the recent nightmare in the field of Health. The first AIDS case in Karnataka is that of a woman from Saundatti in Belgaum district spotted in 1987. The disease spreads through sexual contact, blood transfusion, unsterilised syringes and needles and cuts caused while shaving in saloons. Most of the HIV (Human Immuno Dificiency Virus) infections in the State is stated to be associated with Tuberculosis.

AIDS surveillance activities are carried out in Karnataa since 1987. There are eight blood testing centres in Karnataka at Victoria Hospital, Bowring and Lady Curzon Hospital, K.C.General Hospital, HSIS Women and Children Hospital, NIMHANS and Kidwai Memorial Institute of Oncology (all in Bangalore), Karnataka Medical College Hospital, Hubli and Kasturba Medical College Hospital, Manipal. (Annual Report 1992-93).

Table No.10.68

The table belwo shows the number of blood samples examined, number of positive cases and deaths for the last five years.

Years	*No. of Examined*	*No. of Positives*	*No. of Death*
1988	2,264	6	2
1989	25,928	32	1
1990	48,348	58	1
1991	66,828	86	1
1992	1,02,336	168	1

Source: AIDS Project Cell, Directorare of H & F.W. Service.

Flurosis

Dental flurosis and skeletal flurosis are diseases evidenced in the districts of Gulbarga (two taluks), Dharwad (two taluks), Tumkur (four taluks), Bellary (eight taluks) and areas in Kolar District and thier incidence is also reported unofficially from Raichur district (Yelburgi and Gangavati taluks). Intake of large amount of flourine in drinking water (with concentration of 0.5 to 0.8 mg per litre) causes dental flurosis in young children, mostly at the formation of permanent teeth when the enamel on teeth turns chalkwite and finally the teeth vanish, and mottling is evidenced on the incisors of upper jaw. Skeletal flurosis is evidenced in elder people with pain and stiffness of backbone followed by similar developments in limbs and joints and also limitation of neck movement, making persons immobile.

The National Environemental Engineering Research Institute, Nagpur has developed a simple technique called Nalgonda Technique by which water is deflurided by adding to water 30 mg of lime which is mixed well with water and then 500 mg of alum is added and water stirred for ten minutes. This mixture is allowed to settle for one hour in drinking water. Volunteers and officials have been trained during 1988-89 and 1990-91 to adopt this method in effected areas. The Directorate of Health and Family Welfare has identified 33 villages with 151 skeletal(S) and 1653 dental (D) flurosis in Gulbarga district, 38 villages with 3,699 (S) and 12,012 (D) cases in Dharwad district, 165 villages with nil (S) and 6,345 (D) cases in Tumkur district and 378 villages with nil (S) and 5,155 (D) cases in Bellary district.

School Health Programme: This programme has been implemented in all the primary and higher primary schools in the Rural areas. The programme includes medical examination of school children, immunization against DT and TT, treatment of ailments, health education to teachers and students etc. During the first half year of 1992-93 (April to November) 3,94,326 students had been medically examined of which 35,966 were found medically defective and 4,39,172 students were adminstered DT Vaccine and 3,23,875 students TT Vaccine.

Table No.10.69

No. of Health and Medical Institutions and sanctioned beds (Govt. only) in Karnataka State as on 31.3.1993 (Districtwise)

Sl. No.	District	Hospitals		P.H.Cs		P.H.Us		Total		No.of sub.
		Ins.	Beds.	Ins.	Beds	Ins.	Beds	Ins.	Beds.	centres.
1	2	3	4	5	6	7	8	9	10	11
1.	Bangalore	12	4327	25	314	44	35	81	4676	134
2.	Bangalore Rural	4	210	54	618	31	16	89	844	276
3.	Belgaum	9	1060	107	718	13	36	129	1814	578

1	2	3	4	5	6	7	8	9	10	11
4.	Bellary	12	1350	46	333	28	4	86	1687	240
5.	Bidar	5	443	35	264	13	37	53	744	217
6.	Bijapur	12	906	77	584	5	64	94	1554	426
7.	Chikmagalur	5	443	39	396	42	34	86	873	328
8.	Chitradurga	7	1549	66	668	51	6	124	2223	441
9.	D.Kannada	10	1566	110	825	16	10	136	2401	692
10.	Dharwad	17	1901	85	670	34	55	136	2626	571
11.	Gulbarga	12	1070	74	524	30	38	116	1632	467
12.	Hassan	7	820	61	555	53	82	121	1457	450
13.	Kodagu	8	940	27	317	4	-	39	1257	158
14.	Kolar	10	1027	69	678	37	31	116	1736	359
15.	Mandya	6	558	55	548	38	26	99	1132	364
16.	Mysore	9	2207	117	1031	60	172	186	3410	672
17.	Raichur	9	478	62	480	9	-	80	958	349
18.	Shimoga	7	722	61	548	52	94	120	1364	365
19.	Tumkur	4	470	77	656	40	28	121	1154	404
20	U.Kannada	11	626	50	384	22	20	83	1030	302
	Total	176	22673	1297	11111	622	788	2095	34572	7793

Source: Status Report Directorate of Health and Family Welfare Services, Karntaka, Bangalore 1992-93.

Add to Page No.714

The Family Planning Association of India, Bombay has the objectives of educating the masses in adopting the practices of Family Planning, on population control and to undertake and promote studies and activities in regard to services, training, education etc, covering various aspects of human fertility and its regulation, to organise conferences, seminars, meetings etc., on family welfare. The association has the following branches in the State

Location	*District*	*Year of starting*	*Population covered*
Bangalore	Bangalore	1973	
Belgaum	Belgaum	1973	
Bellary	Bellary	1973	About 61,917 rural and 60,000 urban population.
Bidar	Bidar	1973	40 villages and slums of Bidar
Bijapur	Bijapur	1973	30 villages and Bijapur city.
Udupi	D.Kannada	1956	Urban population of Udupi
Dharwad	Dharwad	1971	73,000 rural and 55,000 urban population
Mysore	Mysore	1973	About 1 lakh urban and 79,000 rural population.
Raichur	Raichur	1974	44 villages and slums of Raichur Town
Shimoga	Shimoga	-	-
Kumta	U.Kannada	-	-

In addition to these there are Gulbarga area project (1973-74), Malur project, Gokak project (1979), Gouribidanur Rural project (1993), Magadi project (1986), Santhebennur project and Karnataka project, Hubli (figures in brackets indicating years of starting).

Table No.10.70

Add to Page No.714 (Continuing Table):

Progress

Under Family Welfare Programme in Karnataka.

Year	*Sterlisation*	*I.U.D.*	*C.C.Users*	*O.P.Users*
1980-81	1,42,896	54,657	88,293	8,945
	(75.1)	(99.4)	(71.4)	
1981-82	1,88,820	55,446	89,236	11,382
	(99.2)	(100.8)	(72.2)	
1982-83	2,33,014	68,877	94,165	15,185
	(76.4)	(67.5)	(69.2)	
1983-84	2,39,889	97,097	1,08,665	23,519
	(57.5)	(56.5)	(64.0)	(37.3)
1984-85	2,66,724	1,20,578	1,37,267	31,368
	(66.7)	(40.2)	(68.6)	(49.8)
1985-86	3,42,234	1,69,007	1,60,224	42,811
	(101.9)	(105.6)	(80.1)	(68.0)
1986-87	3,34,060	1,87,542	1,78,690	42,732
	(95.4)	(104.2)	(127.6)	(67.8)
1987-88	3,19,763	1,89,765	2,09,316	71,949
	(91.4)	(95.8)	(95.1)	(114.2)
1988-89	3,01,147	2,04,693	2,23,745	75,608
	(92.7)	(97.5)	(101.7)	(116.3)
1989-90	2,89,372	1,99,555	2,23,703	74,209
	(93.0)	(89.5)	(90.9)	(149.1)
1990-91	2,82,628	2,09,501	2,31,191	71,924
	(78.5)	(79.9)	(67.5)	(92.3)
1991-92	3,01,639	2,33,390	2,55,296	83,401
	(90.0)	(84.9)	(94.6)	(104.2)
1992-93	3,31,554	2,37,820	2,65,022	81,561
	(92.0)	(82.0)	(94.6)	(72.8)

Source: Status reports and year books - Directorate of Health and Family Welfare Services.

Table No.10.71

Add to Vol. II Page No.718 before health education and training.

Progress under Maternity and child health programme.

(Immunisation in thousand numbers)

Years	*DPT*	*D&T*	*T.T*		*Oral Polio*	*Measles*	*BCG*	*Against Propilaous Nutritional Anaemia*	
			Mothers	*Children 10 years*				*Mother*	*Children*
1984-85	732	620	602	NA	606	**	563	817	692
1985-86	941	605	757	NA	928	35	888	860	793
1986-87	761	589	783	NA	749	180	793	980	720
1987-88	856	732	943	NA	805	609	937	1187	1018
1988-89	883	715	973	394	871	996	581	1208	1060
1989-90	913	732	1042	557	909	1068	733	1399	1464
1990-91	1151	846	1175	597	1156	1225	993	1246	1324
1991-92	1066	872	1184	646	1077	1137	971	1222	1299
1992-93	1088	956	1216	734	1091	1189	1013	1738	1431

** Measles immunisation was included under Primary Immunisation from 1985-86 onwards.
Sources: Directorate of Health and Family Welfare Services.

Add to page No.725

The Central Government Health Services: The Central Government Health Services Department is running 14 dispensaries, two Ayurvedic units, one Homeopathic unit, and one Polyclinic in the State as on 31st March 1992. The number of out-door patients treated in these dispensaries and clinics was 3,85,110 during 1992 as against 4,08,231 in 1991. It also maintain a Central Stores at Bangalore.

Add to page No.726

Indian Medical Assocaition: The Indian Medical Association in the State through its branches arranges clinical meetings, lectures, seminars, exhibitions, debates etc. and conducts refresher courses to its members and arranges medical check-up, eye check-up, immunisation, sterlization, T.B., Cancer, Leprosy and other diseases' detection and treatment, blood donation and other camps. It maintains a library and a Blood Bank; it participates in Family Welfare, Maternal and Child Health and other National Programmes. The total membership in Karnataka as on 31st Dec.1992 was 5,043 of which 1,794 were life members. The Association had the following branches in the State as on 31-12-1992. The number in brackets indicate the membership.

1. Bangalore District : Bangalore (691), Bangalore East (82), Bangalore South-East (6), Bangalore South (35), Bangalore Central (13),Koramangala (22), Rajajinagar (11), Nelamangala (7), Doddaballapura (70), Kanakpura (10).
2. Belgaum District : Belgaum (197), Chikodi (32), Nippani (35), Gokak (50), Ugarkhurd (21), Khanapur (10), Ramdurga (14), Bailhongal (16), Soundatti (25), Sankeshwar (16).
3. Bellary District : Bellary (99), Siruguppa (9), Hospet (38), Hagari Bommana Halli (5), Sandur, Kudligi (11)
4. Bidar District : Bidar (78)
5. Bijapur District : Bijapur (142), Jamakhandi (36), R.B. Terdal (21), Mudhol (17), Mahalingapur (12), Ilkal (19)
6. Chikmagalur Dt. : Chikmagalur (88), Kadur (33)
7. Chitradurga Dt : Chitradurga (94), Harihara (25), Davanagere (82), Malebennur (9).
8. Gulbarga District : Gulbarga (181), Wadi-Shahabad (24), Sedam (11), Shorapur (7), Yadgir (36)
9. Hassan District : Hassan (29), Arsikere (28)
10. Kodagu District : Madikeri (13)
11. Kolar District : Kolar (10), Mulbagal (24), Chikballapur (9)
12. Mandya District : Mandya (42), Malavalli (15)
13. Mysore District : Mysore (115), K.R. Nagar (39), Nanjangud (11), Hunsur (22), Chamarajanagar (27), Kollegal (48).
14. Raichur District : Raichur (103), Lingasugur (20), Sindhanoor (25), Gangavathi (16).
15. Shimoga District : Shimoga (130), Sagar (25), Bhadravathi (81), Honnali (13).
16. Tumkur District : Tumkur (169), Tiptur (52), Pavagada (8).
17. U.Kannada Dt. : Haliyal (12), Dandeli (27), Sirsi (48), Kumta (24), Honnavar (18), Yellapur (10), Bhatkal (27), Mundgod (5).
18. D.Kannada Dt. : Mangalore (277), Belthangadi (11), Kundapur (83), Udupi (147), Surathkal (27), Puttur (59), Bantwal (20), Sullia (22)
19. Dharwad District : Dharwad (144), Hubli (298), K.M.C. Hubli (89), Ron (13), Hangal (21), Nargund (6), Navalgund (11), Gadag (70), Ranebennur (33), Haveri (24), Lakshmeshwar (16), Savanur (7).

Add to page No.726:

Karnataka Medical Council

The total number of Medical Graduates registered in the State as on 31-12-1979 was 18,682 and on 31-12-92 was 35,024. The following table gives the yearwise and cumulative numbers of registered medical graduates from 1979 to 1992, figures in brackets being cumulative figures for each year.

As on 31-12-1979 - 18,682; 1980: 1,272 (19,954); 1981: 982 (20,936); 1982:906 - (21,842), 1983: 720 (22,562); 1984: 908; (23,470); 1985: 1,020 (24,490) 1986: 1,028 (25,518) 1987: 1,205 (26,723); 1988: 1,262 (27,985), 1989: 1,516 (29,501) 1990: 1,527 (31,028), 1991: 1,886 (32,914) and 1991: 2,110 (35,026)

Add to page No.729:

Indian Systems of Medicine

The Department of Indian System of Medicine and Homeopathy was bifurcated from the Helath Department, and a separate Directorate was created in 1972. The systems coming under this department are Ayurveda, Unani, Homoepathy, Yoga, Naturopathy and Sidha. In 1985-86, the Divisional Offie of the Indian Systems of Medicine was started in Gulbarga for the district of Gulbarga, Bidar, Raichur, and Bellary. The department is conducting Nurses' Training of $3^1/_2$ years duration at Jayachamarajendra Institute of Indian Medicine, Bangalore and ten months Pharmacists training in Ayurveda and Unani systems at Government Central Pharmacy, Bangalore. Panchakarma and eye treatment training of short term are conducted to the Physicians of the Department. The department maintains Herbal gardens at Bangalore, Mysore and Bellary.

Table No. 10.72

The table given below gives the number of hospitals and dispensaries of Indian Systems of Medicine in the State during 1991-92.

System	*Hospitals*		*Dispensaries*
	No.	*Beds*	*No.*
Ayurveda	21	683	381
Unani	6	127	36
Homoepathy	2	50	14
Nature cure	1	6	5
Yoga	3	15	-
Sidha	1	16	
Total	34	901	436

There are nine Ayurvedic Hospitals, all at the district level and those at Bangalore, Mysore and Bellary with 225, 140 and 70 beds respectilvely and they serve as teaching Hospitals. The Unani Wing attached to the Jayachamarajendra

Institute of Indian Medicine serves as a teaching hospital for the Unani Medical College, Bangalore.

There are three Government Ayurvedic Colleges and 13 Private Ayurvedic Colleges. One Government Unani College at Bangalore, one Government and 11 private Homeopathic colleges, a Nature Cure and Yoga College in Bangalore are functioning in the State during 1991-92. The number of licences issued for manufacture of Ayurved, Unani and Homeopthic drugs till November, 1992 were 291 Ayurveda, 10 Unani and 11 Homeopathic concerns. The Governmnt Central Pharmacy in Bangalore manufactures Ayurvedic and Unani medicines and has a laboratory to test the samples of medicines. The total number of practitioners registered by the Karnataka Ayurvedic and Unani Practitioners Board till 30th November, 1992 were as follows: Ayurveda - 11,184, Unani 708, and Integrated system - 2008. On the same date 4,354 Homeopathic practitioners had been registered at the Karnataka Board & Homeopathic system of Medicine.

Table No. 10.73

The number of Government Ayurvedic Unani and Homeopathic Dispensaries district are is given in the following table.

Sl.No.	*District*	*Ayurveda*	*Unani*	*Homoeopathy*	*NOC*
1.	Bangalore	4	1	1	-
2.	Bangalore Rural	5	1	1	
3.	Belgaum	10	-	2	1
4.	Bellary	63	1	1	-
5.	Bidar	12	4	1	-
6.	Bijapur	15	-	-	-
7.	Chikmagalur	30	1	-	1
8.	Chitradurga	35	-	-	1
9.	D.Kannada	7	-	-	-
10.	Dharwad	6	-	4	1
11.	Gulbarga	18	9	1	-
12.	Hassan	45	5	-	-
13.	Kodagu	3	-	1	-
14.	Kolar	5	2	-	-
15.	Mandya	7	2	-	-
16.	Mysore	54	3	-	-
17.	Raichur	20	6	1	-
18.	Shimoga	33	-	-	-
19.	Tumkur	19	1	1	1
20.	U.Kannada	10	-	-	-
	State Total	381	36	14	5

Table No.10.74 (Additional Table)

Table Showing the out-and-in-patient treated in different Indian Systems of Medicine Under the Control of Directorate of Indian Systems of Medicine, Karnataka during the years 1989-90, 1990-91, and 1991-92.

Systems	*Hospitals*						*Out-patients in Dispensaries*		
	Out-patients			*Inpatients.*					
	1989-90	*1990-91*	*1991-92*	*1989-90*	*1990-91*	*1991-92*	*1989-90*	*1990-91*	*1991-92*
Ayurveda	9,52,193	6,01,228	6,52,891	8,353	8,151	6,965	19,59,923	19,00,776	1,95,961
Unani	4,62,315	2,40,397	2,75,012	1,499	1,764	2,715	3,05,462	2,40,205	2,25,955
Homeopathy	2,89,369	60,664	60,939	311	445	376	60,191	57,212	51,734
NatureCure	1,731	3,536	12,015	-	13	21	1,353	1,206	1,513
Yoga	34,515	35,557	900	-	-	-	-	-	-
Eye-treatment	1,14,887	95,536	1,77,638	-	-	-	-	-	-

Details regarding Pensions awarded to Practitioners of Indian System of Medicine.

Year	*Ayurveda*	*Unani*	*Homeopathy*	*Nature Cure and Yoga*
1	*2*	*3*	*4*	*5*
1981-82	1. Ramacharay Raghavendrachary Odeyar, Kushtagi	Abdul Rehman Khan, Dharwad	M.V.R. Swamy, Bangalore	—
	2. Amarappa Veerappa, Gadag, Belgaum			
	3. N. Gundappa, Bangalore			
1982-83	1. M. Gopalakrishna Rao,	Mahammad Basheer Ahmed, Mysore.	-	B.T. Thimmiah, Bidadi, Tq. Ramanagar.
	2. B.K.P. Sharma, Mangalore			
	3. D. Ramagopala Rao, Raichur Dist.			
1983-84	1. Vasudeva Govinda Hulyalkar, Bijapur.	Badruddin Ahmad, Gulbarga.	-	Shama Rao Hanumantha Rao, Dharwad.
	2. Panduranga Vishnu, Jayade, Hubli.			
	2. Vinayak Rao, Bepat, Bangalore.			
1984-85	1. M.V. Upadhya, Mangalore	Sayyad Mahamood, Channapatna	Havaldar Vaman Murthy, Davanagere	—
	2. Bindlur Madhava Beemacharya Odeyar, Bijapur.			

1	2	3	4	5
1985-86	1. H.M. Lalkhan Dashanoor.	F.A.Hafeez Islampur	N.D. Muthalik Desai, Dharwad	H.K.B. Chikk-anarayanappa, Bangalore.
	2. M. Narasimaiah Pandit, Mysore.			
	3. Gopalkrishna Rao, Channapatna.			
1986-87	1. Narasimhaiah Pandit, Nagamangala	Hakeem Abdul Hamed Khan, Bangalore	Govindaraya, Nagappa Haveri	—
	2. V.B. Gonekar, Bagalkot.			
	3. G.V. Puranik, Bijapur.			
1987-88	1. Bada Channakeshava Bhatta, Byndoor.	M.A. Khalik, Mysore	H.H. Sinnur, Dharwad	B.V.Ananda Rao, Bangalore.
	2. A.R. Vastrad, Bagalkot.			
	3. G.D. Badachekar, Banahatti.			
1988-89	1. B.C. Yadure, Belgaum,	R.G. Kalal Bangalore.	Smt Rosla, Mangalore	Basava Kumar, Sheelgte.
	2. Revannasidhaiah Swamy, Brahmanawadi.			
	3. K.R. Katageri, Hubli.			
1989-90	-	-	-	-
1990-91	1. B.S. Ramannanavar, Bailhongal.	Hakeem Jakie Hussain Alipura	H.M.Dudappa Hadadi	-
	2. B.V. Srinivasa Pandit, Nittur.			
	3. L. Ananthanarayana Sharma, Shimoga.			
1991-92	1. T. Mugana Gowda, Davanagere,	Sayyad Mohamadulla, Bangalore	H.T.Rangaswamy, Bangalore.	Y.N. Jakka, Reddy, Bengeri, Hubli.
	2. Sadashivacharya, Hirematha. Hirenandulu.			
	3. Gopinathachar, Holenarasipur.			
1992-93	1. K. Krishna Murthy Rao, Kudur.	Sayyed Imthiya-suddin, Raichur	R. Murugeshan, K.G.F	S.M. Varad, Gadag.
	2. Virupakshaiah Channavasave Sastry, Jevargi.			

Add to page No.732

Indian System of Medicine:

Details of Awards given to practitioners of Indian Systems of Medicines.

1985-86: Y. Parthanarayana Pandit (Ayurveda), Bangalore; Hakeem Grumithkal Madani (Unani), Bijapur; A.R.A. Acharya (Homeopathy), Bangalore and P.V. Narayana Reddy (Nature Cure and Yoga), Bangalore.

1986-87: M. Mahadeva Sastry (Ayurveda), Bangalore; Hakeem Abdul Kharshi (Unani), Mysore; K.E. Peters (Homeopathy), Bangalore and K. Pattabhi Jois (Nature Cure & Yoga), Mysore.

1987-88: K.G. Desai (Ayurveda), Dharwad; Sayyad Khasim (Unani), Bangalore Rural; A.M. Shaik (Homeopahty), Belgaum; Raghavendraswami (Nature Cure and Yoga), Chitradurga.

1988-89: K.R. Srikantamurthy (Ayurveda), Bangalore, Sayyad Muhamed (Unani), Bangalore Rural; K.G. Mannur (Homeopathy) Dharwad and H.Srinivasaiah (Nature Cure and Unani), Bangalore.

1989-90: ----------N i l----------

1990-91: M.Gopalakrishna Rao (Ayurveda), Bangalore; Hakeem Sayyed Javed Ahmed (Unani), Mysore; M.R.D. Naidu (Homeopathy), Bangalore and B.K.S. Iyengar (Nature Cure and Yoga), Pune.

1991-92: P.S. Raya (Ayurveda), Bangalore; G.D. Sandrevale (Unani) Belgaum; K.Gururaja Rao (Homeopathy), Bangalore; Chidananda Murthy (Nature Cure and Yoga), Dakshina Kannada.

1992-93: R. Raghu Ram (Ayurveda), Hassan; Mehaboob Khan (Unani), Bangalore; C. Sundara Rao (Homeopathy), Bangalore; Shanthaveera Mahaswamy, Kolada Matha (Nature Cure and Yoga), Bangalore.

Add to page No.671:

Ayurveda Academy: The Ayurveda Academy is conducting free health camps in rural areas around Bangalore City twice every year and publishes a montly journal Ayurvijnana. It also organises cultural programmes to popularise Ayurveda mong the laymen.

Add to Page No.732

Drugs Control Department

There are six administrative Divisions in the State and they are Bangalore, Bellary, Belgaum, Gulbarga, Mysore and Mangalore.

Table No.10.75

Districtwise number of Pharmacy Colleges in the State with their intake capacity during the year 1992-93.

District	*No. of colleges*	*Total No. of seats permitted*	
		Degree	*Diploma*
Bangalore	21	250	1020
Belgaum	2	90	140
Bellary	4	50	220
Bidar	2	80	120
Bijapur	2	-	120
Chikmagalur	1	-	40
Chitradurga	2	-	120
D.Kannada	3	90	220
Dharwad	4	-	180
Gulbarga	4	80	180
Hassan	2	-	100
Kolar	4	-	180
Mandya	2	-	80
Mysore	2	40	140
Raichur	1	50	50
Shimoga	1	40	120
Tumkur	3	40	120
U.Kannada	1	-	40

As on 31-3-1992, there were 14,019 qualified pharmacists in the state.

The following were the Blood Banks in the State as on 1-1-93:

1. Kidwai Institute of Oncology, Bangalore (2) National Institute of Mental Health and Neuro Science, Bangalore (3) Karnataka Medical College Hospital, Hubli, (4) Bangalore Baptist Hospital, Bellary Road, Bangalore, (5) Bangalore Blood Bank and Diagnostic Laboratory, Wilson Garden, Bangalore, (6) Bangalore Lions Services Trust Blood Bank, Madhavanagar, Bangalore, (7) Bangalore Medical Service Trust Blood Bank, Cunningham Road, Bangalore, (8) St. John's Medical College and Hospital Blood Bank, Bangalore, (9) Dr. B. Shivaji Rao's Blood Bank, Shanthinagar, Bangalore, (10) Shiva Blood Bank and Clinical Laboratory, Malleshwaram, Bangalore, (11) Vectoria Pharmaceuticals Pvt. Ltd., Blood Bank, Gandhinagar, Banglore, (12) Dr. V.N. Krishna Murthy's Clinical Laboratory, Jayanagar, Bangalore, (13) Modiquest Diagnostic Centre and Blood Bank, Bangalore, (14) St. Martha's Hospital Blood Bank, Bangalore, (15) Bangalore Hospital Limited, Bangalore, (16) Grace Blood Bank and Laboratory, Bangalore, (17) Karnataka Red Cross Blood Bank, Bangalore, (18) Minerva Blood Bank, Bangalore, (19) Sushruta Medical Trust India, Malleshwaram, Bangalore, (20) Unique Blood Bank and Diagnostic Centre, Bangalore, (21) Naveen Blood Bank, Jayanagar, Bangalore, (22) E.S.I. Hospital, Rajajinagar, Bangalore, (23) Adarsha Pathological Laboratory and Blood Bank, Belgaum, (24) Belgaum Blood Bank and Diagnostic Laboratory, Belgaum, (25) Ganesha Blood Bank and Diagnostic Laboratory, Belgaum, (26) K.L.E. Society's Hospital and Medical Research Centre, Belgaum (27) Shree Mahaveer Blood Bank, Belgaum, (28) Lion's Blood Bank, Bijapur,

(29) Dr. Gowdar's Blood Bank, Bijapur, (30) Dr. Basavaraja Nagar's Blood Bank, Bijapur, (31) B.L.D.E Association's Medical College Hospital and Research Centre, Bijapur, (32) Chyavana Blood Bank and Clinical Laboratory, Udupi, (33) City Blood Bank and Clinical Laboratory, Mangalore, (34) Fr. Muller's Charitable Institutions, Kankanady, Mangalore, (35) K.M.C. Diagnostic Centre, Mangalore, (26) Kasturba Hospital Blood Bank, Manipal, (37) Auro Diagnostic Laboratory, Hubli, (38) Arvind General Hospital, Hubli, (39) Dr. R.B. Patil's Medical and Research Trust, Hubli, (40) Lion's Blood Bank Society, Hubli, (41) Dr. Jeevannavar's Laboratory and Blood Bank, Hubli, (42) Sanmathi Clinical Laboratory, Hubli, (43) Dharwad Medical and Research Centre Blood Bank, Dharwad, (44) Ganga Blood Bank and Hans Laboratory, Gadag, (45) Vijaya Clinic and Laboratory, Mysore, (46) Bharath Blood Bank, Mysore, (47) Mediwave Blood Bank, Mysore, (48) Weldon Laboratory, Shimoga, (49) Nanjappa Trust Hospital Unit, Shimoga and (50) Tumkur Nursing Home and Blood Bank, Tumkur.

Table No. 10.76

Districtwise number of Pharmaceutical and Cosmetic Manufacturing concerns in the State as on 31-12-1992.

Sl. No.	*Districts*	*Manufacturing Units*	
		Drugs	*Cosmetics*
1.	Bangalore	121	48
2.	Kolar	3	5
3.	Tumkur	4	2
4.	Bellary	1	1
5.	Chitradurga	5	-
6.	Raichur	3	-
7.	Belgaum	11	1
8.	Dharwad	24	2
9.	U.Kannada	8	1
10.	Gulbarga	4	1
11.	Bidar	21	-
12.	Bijapur	3	1
13.	D.Kannada	11	6
14.	Hassan	-	-
15.	Chikmagalur	-	-
16.	Shimoga	3	3
17.	Mysore	14	9
18.	Mandya	1	-
19.	Kodagu	-	-
	Total	Drugs: 237	Cosmetics: 80

Number of samples tested in the Drugs Testing Laboratory during the years (from Jan to Dec.) 1980 onwards are as follows, the figure in brackets are of the cases declared as of not standard quality: 1980 - 2529 (262); 1985 - 2593 (272); 1990 - 2701 (225); 1991 - 2738 (179) and 1992 - 2664 (226)

Acts, Rules and Regulations administered and enforced by this Department in the State are as follows: (1) The Drugs and Cosmetics Act, 1940 and Rules thereunder; (2) The Drugs (Price Control) Order, 1987; (3) The Drugs and Magic Remedies (Objectional Advertisements) Act, 1954 and Rules thereunder; (4) The Pharmacy Act, 1948 and Education Regulations, thereunder; (5) The Poisons Act, 1919 and Karnataka Poisons Rules, 1965 and (6) Narcotics and Psychotrophic Substances Act, 1985.

Table No.10.77

Districtwise Number of Chemists and Drugists and Regd. and Licenced sellers as on 31.12.1992.

District.	*Districtwise No. of Chemists and Drugists in the State as on 31-12-92.*	*Districtwise total No. of registered licenced sales establishments in the state as on 31.12.92*
Bangalore	1877	3323
Kolar	232	305
Tumkur	286	329
Bellary	191	250
Chitradurga	258	341
Raichur	243	306
D.Kannada	266	635
Shimoga	239	360
Hassan	139	217
Chikmagalur	92	132
Mysore	318	483
Mandya	138	190
Kodagu	46	84
Belgaum	422	669
Dharwad	481	710
U.Kannada	109	170
Gulbarga	262	355
Bijapur	360	440
Bidar	154	186
Total	6113	9485

Hope Infertility Clinic Bangalore: Hope Infertility Clinic, Bangalore was established during 1990 with the objective of providing full range diagnostic facilities for childless couples. The clinic also provides Medically Assisted Reproductive Technologies (MART) to infertile childless couples. The Clinic has pioneered Indai's First 'Test tube' baby and handled over 15 MART induced successful pregnancies. It is a private limited company registered under Companies Act.

Dr. M.Krishna Bhargava of Bangalore was awarded Padmashri for his meritorious serves renederd in the fied of Medicine on the Republic Day of India, 26-1-1990.

The Shushrusha Health Scheme was launched in the State from first of July 1991, to provide health care to the rural poor. According to the Scheme the medical experts visit the villages as per programmes chalked out to examine and prescribe medicine to the patients. An awareness is also created among the rural people about various diseases and the preventive measures are suggested. In the beginning an amount of Rs. one Crore was set aside by the Government of Karnataka for this Scheme. Co-operation from the Indian Medical Association has been extended to the Scheme.

ESI Scheme: During 1993 there were in all seven hospitals, 115 full time, 12 part time ESI dispensaries, 12 Employer facility dispensaries and two Ayurvedic dispensaries under the scheme.

Table No. 10.78

The following table gives the districtwise hospitals and dispensaries in the State during June 1993.

Sl.	*District*	*ESI Hospitals*	*Full time ESI dispensary*	*Part time ESI dispensary*	*Employer Facility dispensaries*	*Ayurvedic dispensary*
1	*2*	*3*	*4*	*5*	*6*	*7*
1.	Bangalore	2	50	2	5	2
2.	Chitradurga	-	5	-	-	-
3.	Kolar	-	3	1	-	-
4.	Shimoga	-	1	1	-	-
5.	Tumkur	-	2	1	-	-
6.	Belgaum	-	9	1	1	-
7.	Bijapur	-	3	-	-	-
8.	North Kanara	1	1	-	1	-
9.	Dharwad	2	8	2	1	-
10.	Gulbarga	0	7	1	1	-

1	2	3	4	5	6	7
11.	Bellary	0	4	1	1	-
12.	Raichur	0	1	1	1	-
13.	Mysore	1	9	-	-	-
14.	Mandya	0	2	-	-	-
15.	Hassan	-	1	-	-	-
16.	South Kanara	1	9	1	1	-
	Total	7	115	12	11	2

A total of 1761 beds were reserved for the ESI patients in Karnataka. Of these 1125 beds were in the ESI hospitals, 84 beds in the ESI Annexes in Gulbarga, KGF and Banglaore, 68 beds in the Employer facility hospital (seven in number), 448 beds in the Government hospitals and 36 beds in one private hospital. In all these hospitals and dispensaries, there were 4,79,651 insured persons. During 1991-92, total number of out-patients treated was 40,50,829 and the total in in-patients treated was 40,50,829 and the total inpatients was 63,428. During 1991-92 the total number of 53,123 doses of DPT, 4,850 doses of D and T, 4,998 doses of oral polio 24,400 doses of Tetanus toxoid and 6,540 doses of BCG Vaccination had been administered in the hospitals and dispensaries, and about 66,000 doeses of various vaccines had been administered to the Ante-Natal case. Under Immunisation Programme Under Family Welfare Services during the same year 369 sterlizations had been performed, 64 IUD placement were made, 2,128 pieces of Nirodh and 982 monthly cycles of oral pills had been distributed. There were 676 MTPs conducted in the institution coming under the scheme.

Modi Touring Eye Hospital: Dr. M.C. Modi's name has been recorded in the Guiness Book of World Records for the higest number of eye operations conducted in a single day. Dr. Modi had visited 45,416 villages and had examined 10,094,632 patients by Feb.1990 and had performed 5,95,019 operations. The Hospital conducts free eye treatment and a permanent new hospital is coming up in Davangere.

Table No.10.79

The Karnataka State Nursing Council has stated that till Septemeber 1993, following number of Nursing personnel has been registered with them:

Year	*Nurses*	*Midwives*	*A.N.Ms*	*Health Vsitors*	*Psychiatric Nurses*
1	*2*	*3*	*4*	*5*	*6*
Till					
1983	6,330	4,531	1,827	449	225
1984	7,013	5,574	2,012	478	267
1985	7,587	6,174	2,130	488	287
1986	8,451	7,147	2,886	594	358
1987	9,237	7,925	3,512	692	405
1988	9,889	8,537	3,754	732	439
1989	10629	9,015	3,982	764	464
1990	11,553	9,861	4,663	854	489

1	2	3	4	5	6
1991	12,540	10,885	4,986	874	528
1992	13,551	11,678	5,237	892	562
1993 (upto Sept)	14,131	12,397	5,396	900	584

WELFARE MEASURE

Between 1983 and 1992 many changes have taken place and new schemes have been introduced in the area of various welfare activities like Labour Welfare, Social Welfare, Welfare of the Backward Classes and Minorities, Women and Child Welfare and Welfare of the Disabled. The highlights of this are: The introduction of the Child Labour (Regulation and Abolition) Act, 1986; Enhancement in the rate of boarding charges in Pre-Metric and Post-Metric hostels maintained by the Department of Backward Classes and Minorities; setting up of the Karnataka Second Backward Classes Commission during 1983 under the Chairmanship of B. Venkataswamy, and the constitution of the Third Backward Classes Commission during 1986 under the Chairmanship of Justice O. Chinnappa Reddy; the classification of Backward Classes under five groups as per Government Order dated 13the October 1986 and the percentage of reservation under Articles 15(4) and 16(4) of the Constitution; the establishment of Karnataka Minorities Development Corporation during 1986 and Karnataka State Women's Development Corporation Limited during the year 1987; the introduction of Destitute Widow Pension Scheme and Maternity Allowance to Agricultural Landless Women during the year 1984; the introduction of Green Card for the distribution of food grains at reduced rates for the extremely poor people during the year 1985; the creation of the Department of Welfare of the Disabled during 1988; and the enhanchement in the rate of old age pension and also Pension to Freedom Fighters both under the State Scheme and Central Scheme; and introduction of pension scheme for the freedom fighters for Goa. All these aspects are discussed in brief under the respective welfare measures together with necessary statistical abstracts.

Add to page No.77:

Before Welfare Fund Legislations: The particulars of work stoppages and lay-offs during the calendar years 1991 and 1992 are as follows; the first figure being in 1991 and the second in 1992: (1) No. of strikes 15;3, (2) No. of lockouts 10;Nil; (3) No. of workers involved: 3,55,602; 3,070; (4) No. of Mandays lost: 29,742;1,28,350 and (5) Wages lost in Rs.Not available; Rs.99,70,700.

The details of the number of cases received and settled as per the Industrial Disputes Act 1947 during the calendar years 1991 and 1992 are as follows, the first figure being for 1991 and the second for 1992: (1) No. of Cases pending in the beginning of the year; 678; 677; (2) No. of cases received during the year; 1703;1299; (3) No. of cases settled; 578; 415; (4) No. of cases withdrawn; 815; 199 and (5) No. of cases failed: 316; 852.

The number of applications pending, received and settled as per the payment of Gratuity Act, 1972 during the recent calendar years is as follows, the first figure being for 1991 and the second for 1992: (1) No. of applications pending during the beginning of the year: 372; 574; (2) No. of applications received during the year: 365; 452; (3) No. of applications settled: 253;380; and (4) No. of applications pending at the end of the year: 484; 646.

The number of claims pending, received and settled according to Workmen's Compensation Act 1923 during the calendar years 1991 and 1992 are follows: the figures given for the years mentioned in the order: (1) No. of claims pending during the beginning of the year: 2,069;2,148; (2) No. of claims received during the year;1,631; 2,013; (3) No. of claims settled during the year;1,528;1,765 (4) No. of claims pending during the end of the year:2,172; 2,396; and (5) Amount of Compensation disbursed during the year (in lakhs Rs.): 394; 470.

The number of standing orders pending certification, received for certification and certified as per the Industrial Employment (Standing Orders) Act, 1948 during the calendar years 1991 and 1992 respectively are as follows: (1) No. of standing orders pending certification during the beginning of the year:121; 113; (2) The number of standing orders received for certification during the year; 127; 147; (3) The no. of standing orders certified during the year;135;115; (4) The no. of standing orders pending certification at the end of the year: 113; 145; and (5) Total No. of establishments having certified standing orders by the end of the year; 1,347:1,462.

Table No.10.80

Enforcement statistics during the calendar years 1991 and 1992 under various labour laws is given below:

Year	*No. of Unions inspected.*	*No. of prosecutions launched*	*No. of convictions obtainted*	*Amount of fine realised (Rs. in lakh)*
1991	92,066	787	325	0.76
1992	1,13,905	1,107	480	2.19

As per the Minimum Wages Act, 1948 during the calendar year 1991, 468 claim petitions have been filed before the claims authorities out of which 103 petitions have been settled leaving 365 cases; and during the calendar year 1992, 184 claim petitions have been filed out which 31 petitions have been settled leaving a balance of 153 cases and during these two years an amount of Rs.5.36 lakhs and Rs.6.99 lakhs respectively have been ordered to be paid to the workers concerned.

Add to Page No.780:

Trade Unions

The total number of registered Trade Unions during the beginning of the

calendar year 1992 was 3,444; the number of unions registered during this year was 198; the number of unions whose registration is cancelled was 96; and by the end of 1992 there were 3,546 registered trade unions as against 3,205 during the beginning of the calendar year 1991; 242 unions registered and the registration of three unions was cancelled; and by the end of the year 1991, there were 3,444 registered trade unions.

Add to page No.720:

Employees State Insurance Scheme

The benefit under the Employees State Insurance Scheme applies to insured persons whose monthly wages do not exceed Rs.3,000 per month with effect from 1-4-1992 and earlier the wage limit was Rs.1,6000 per month.

Add to page No.721 - after II nd paragraph:

The total number of in-patients treated during the years 1990-91 and 1991-92 were 28,281 and 34,139 respectively. By the end of 1992-93 there were 4,79,651 insured persons and during the year 1992-93 there were seven ESI hospitals having 1,125 beds; other beds received in Government and private hospital bring the total figure to 1,761 beds. There were 115 full time dispensaries; 12 part-time dispensaries, 11 employees facility dispensaries and two Ayurvedic dispensaries in the State and the total number of in-patients treated during that year was 63,428 and the total number of out-patients treated was 40,50,829. During the year 1991-92 the total amount spent on specialists treatment for insured persons and their family members was Rs.51.27 lakhs.

The Department of Factories and Boilers headed by the Chief Inspector of Factories and Boilers is functioning in the State with the main objectives of inspecting and examining boilers and steam pipe lines, defective, unregistered and uncertified factory boilers and conducting enquiries into accidents caused by boilers and steam pipe lines. During the calendar year 1991, 29 boilers, two economisers and 151 steam pipe lines were registered; 20 boilers were transferred from other States to this State, 18 boilers were transferred from this State to other State and as on 31-12-1991 there were 2,100 boilers; 38 Economisers and 151 Steam pipe lines in the state and during the said year 1,310 boilers, and 14 economisers were inspected and 1,136 boilers and 14 economisers were certified.

Table No.10.81

The details of the number of factories registered, workers employed, No. of fatal and non-fatal accidents during the year 1989-90, 1990-91 and 1991-92 are given in the following table.

Sl.No.	Particulars	*1989-90*	*1990-91*	*1991-92*
1.	No of registered factories	12,746	7,768	7,107
2.	Workers employed (in lakhs)	8.16	7.77	7.60
3.	No. of fatal accidents	32	35	42
4.	No of non-fatal accidents	5,450	4,879	5,483
5.	Incidence rate per 1,000 workers;			
	(i) Fatal	0.04	0.04	0.06
	(ii) Non-fatal	6.68	6.40	7.21

Add to page No.183 - after the table:

Tribal Sub-plan

As per 1981 census, there were 1,686 villages in the I.T. D.P. area swith Scheduled Tribes concentration and the district-wise figures were as follows:

I.	T.D.P.	No of villages
1.	Mysore district	528
2.	Kodagu district	400
3.	Dakshina Kannada district	583
4.	Chikmagalur district	173
	Total	1,686

The population of Scheduled Tribes as per 1981 Census in the districts of Mysore, Kodagu, Dakshina Kannada and Chikmagalur where Tribul Sub-plan Schemes have been implemented was 3,07,259.

According to 1991 Census, the total population of Scheduled Tribes in the State is 19,15,691 and the percentage of Scheduled Tribe population to the total population works out to 4.26%.

With the set-up of the Zilla Parishad, the procedures for implementing the Tribal Sub-plan scheme has been changed. Funds are placed at the disposal of the Zilla Parishads and in turn it will be allocated to various sectors including the Tribal Sub-plan depending on the funds available with them. The programmes are formulated by the Mandal Panchayats and the Zilla Parishads. A Committee has also been constituted at the district level to formulate the plan, and to monitor the implementation of the schemes. The Committee is headed by the Chief Secretary of the Zilla Parishad who is also the President, various Heads of Development Departments as members and the District Social Welfare Officer, as the Member-Secretary. Under this Plan Rs.1,443.63 lakhs has been spent through various departments benefiting 9,661 tribal families as against Rs.113.63 lakhs has been spent during 1991-92 benefiting 8,645 tribal families.

Add to P.No.188:

Special Component Plan

Table No.10.82

The yearwise amount spent and the total number of beneficiaries under Special Component Plan since its inception are given below:

Year	*Amount spent in Lakhs Rs.*	*Total No. of beneficiaries under various schemes.*
1980-81	3,873.87	71,119
1981-82	5,095.34	86,737
1982-83	6,373.83	98,816
1983-84	6,102.56	1,40,084
1984-85	7,831.36	1,57,817
1985-86	7,620.43	1,09,014
1986-87	9985.15	1,14,089
1987-88	8,298.99	1,02,073
1988-89	9,153.58	1,06,323
1989-90	8,797.80	1,04,003
1990-91	9,656.11	1,06,297

Source: Social Welfare Department.

During the year 1992-93 the total number of families benefited under this plan was 1.30 lakhs and the total amount spent on its was Rs.16,089 lakhs as against 1.19 lakhs families benefited during the year 1991-92 for which the amount spent was Rs.12,479 lakhs.

Add to page No.804 after II Para:

Social Welfare

The rate of boarding charges to students in Residential Schools/Ashram schools was Rs.75 per month per student earlier to 1990 and this was enhanced to Rs.100 during 1990-91. The rate of boarding charges to students in pre-metric hostels was Rs.100 per month per student and this was enhanced to Rs.150 during 1990-91. For the benefit of those Scheduled Caste and Scheduled Tribe Pre-Metric students who do not avail hostel facilities but continue studies as day scholars, a scholarship of Rs.75 per annum per student is provided for those studying in middle schools and Rs.100 per annum for those studying in high schools. The post-metric students belonging to Scheduled Castes and Scheduled Tribes are eligible for full scholarship if their parents income is within Rs.18,000 per annum according to Government of India Rules. Those students whose parents, annual income is between Rs.18,000 and Rs.24,000 are sanctioned half the rate of the Government of India Scholarship and the rates of Government of India scholarship are different at different stages for different disciplines. The monthly

rate for hostel inmates ranges from Rs.115 to Rs.280 while it is from Rs.65 to Rs.125 for day scholars. For those students who are not eligible for Government of India Scholarship, the State Government pays scholarship ranging from Rs.40 to Rs.75 per month. Besides this, prize money of Rs.500 to Rs.1500 at different public examinations levels for those Scheduled Caste and Scheduled Tribes students who pass Public Examination in 1st attempt is awarded. Under the Centrally-sponsored Scheme, the children of those engaged in unclean occupation like flaying, tanning, scavenging etc., are admitted to the Government Hostels with a view to provide good education. These students are sanctioned scholarship at Rs.200 per month from VI to VIII standard and Rs.250 per month for IXth and Xth standards students, and boarding charges and other expenses are met out of this amount. Scheduled Caste and Scheduled Tribe meritorious students are admitted to institutions like Ramakrishna Ashram to secure better educational facilities and a sum of Rs.8,005 per annum is sanctioned to each student to meet the boarding charges and other expenses.

Table No.10.83

The following table gives the number of beneficiaries and the amount spent under various educational schemes during the years 1990-91 and 1991-92:

Sl. No	*Particulars*	*1990-91*			*1991-92*		
			No. of benefi ciaries (Students)	*Amount spent in lakh Rs.*	*No. of benef ciaries*		*Amount spent iin lakh Rs.*
1	*2*	*3*	*4*	*5*	*6*		
1.	Nursery-cum-women welfare centres	765 38,250	centres	348.38	76!5 38,250	centres;	357.21
2.	Residential Schools/ Ashram school	152 8,650	schools;	237.76	162 8,900	Schools	253.67
3.	Free hostels	705 38,004	hostels;	1,070.97	744 39,954	hostel;	1,178.93
4.	Stipend to trainees in ITI/ITC	466		4.59	578		4.85
5.	Book banks and equipment sets for post-metric students	911		8.17	310		7.39
6.	Award of prize money to SSLC/College students	2,744		17.81	4,899		27.26
7.	Payment of extra study tour charges	431		1.53	325		1.56
8.	Government hostel for college students	108 9,819	hostels;	47.14	121 10,320	hostels;	82.47
9.	Pre-metric scholarships	3,29,918		302.95	4,27,735		315.17
10.	Post-metric scholarships (both Govt. of India & State Govt.)	76,892		928.07	61,453		895.43

1	2	3		4	5		6
11.	Coaching and allied schemes	5 250	centres;	19.22	5 250	centres;	32.63
12.	Merit scholarships	29,995		26.91	29,949		30.11
13.	Pre-metric scholarships to the children of those engaged in unclean occupation.	288		4.58	273		5.44
14.	Payment of extra boarding and lodging charges	20,488		99.14	27,371		120.09
15.	Grant-in-aid to private hostels	60	hostels	90.89	59	hostels	99.28
16.	Construction of hostel buildings	215	buildgs.	263.24	139	buildgs.	416.42
17.	Financial assistance to voluntary organisations for construction of hostel buildings	9	buildgs.	5.17	19	buildgs.	10.39
18.	Construction of hostel buildings for girls	6	buildgs.	74.10	6	buildgs.	52.59
19.	T.C.H. training for girls	83		0.21	100		0.27
20.	Admission to Ramkrishna Ashrama	20		1.95	24		2.41

The number of beneficiaries and the amount spent under various educational schemes during 1992-93 is as follows: Nursery-Cum-Women Welfare Centres (38,500: Rs.453.47 lakhs), Residential/Ashram Schools (8,925; Rs.313.90 lakhs); pre-metric hostels (40,073; Rs.1,317.35 lakhs); Grant-in-aid to pre-metric hostels (14,538; Rs.148 lakhs); post-metric hostels (13,892; Rs.107.57 lakhs),pre-metric scholarship (3,50,576; Rs.335.04 lakhs); post-metric scholarship under Central Government Scheme (1.02,080; Rs.1,347.74 lakhs); post-metric scholarship under the State Government Scheme (229; Rs.1.09 lakhs); pre-metric scholarship to the children of those engaged in unclean occupation (425; Rs.7.62 lakhs); Merit scholarship (38,109; Rs.37.33 lakhs); Award of prize money (4,899; Rs.32.24 lakhs); Book Banks (154 colleges; Rs.7.71 lakhs); Admission to Ramakrishna Ashrama (21; Rs.3.00 lakhs) and educational excursion (954; Rs.3.94 lakhs)., wherein the first figure in the bracket indicates the total number of beneficiaries and the second figure in the bracket indicates the amount spent.

Economic Betterment: Five examination training centres were functioning during 1992-93, two at Bangalore and one each in Gulbarga, Dharwad and Mysore to train Scheduled Caste/Scheduled Tribe candidates who intend to appear for the various competitive examinations, conducted by various recruiting agencies like Karnataka Public Service Commission and during 1992-93, the total number of beneficiaries was 489 for which the amount spent was Rs.19.36 lakhs. The Scheduled Caste/Scheduled Tribe candidates undergoing training in typewriting and Stenography are sanctioned stipend by the department and the rates of stipends admissible are Typewriting (with S.S.L.C. as basic qualification) Rs.50 per month;

Shorthand (with S.S.L.C as basic qualification) Rs.75 per month and Stenography (with degree as basic qualification) Rs.200 per month; and during 1992-93 a sum of Rs.4.30 lakhs has been spent on this which has benefited 486 candidates.

Add to page No.806; after II para:

Vocational Training

During 1992-93, 60 tailoring centres, seven coir units, one occupational institute in Bijapur for training in stenography and tailoring and lacquerware centre at Channapatna were functioning in the State and in all 1,265 women were trained in these centres and each trainee was paid a stipend Rs.150 per month during the period of training and the total amount spent on this was Rs.135.15 lakhs. Under the scheme of supply of sewing machines free of cost to all the successful trainees, during the year 1992-93 the number of candidates benefited were 1,119 and the amount spent on this was Rs.20.66 lakhs.

Add to page No.808 after III para.

Under the scheme of giving training to law graduates for four years to acquire sufficient knowledge about administration of justice each trainee will be paid stipend of Rs.500 per month and 45 candidates were benefited during 1992-93 under the scheme for which the amount spent was Rs.1.80 lakhs and under the scheme of self-employment training in the same year, 543 candidates were trained in driving Autorickshaw and light motor vehicle with a view to make them self-employed for which the amount spent was Rs.7.32 lakhs.

Under the scheme of Foremanship training, training is imparted to Scheduled Caste/Scheduled Tribe diploma holder in the field of Mechanical, Electrical and Metallurgical Engineering courses for a period of two years for improving employment opportunities in the field of industries and about 25 diploma holders, are trained every year in National ForemanshipTraining Institute, Bangalore and each trainee will be sanctioned Rs.500 per month as stipend. During 1992-93, 10 candidates were trained under this scheme.

Add to page No.810 after III para:

Health, Housing and other Schemes

Under the scheme of sanctioning financial assistance to Scheduled Caste Families who have lost their houses due to natural calamities like fire, flood etc., assistance has been given to 626 lakhs families in the State during 1992-93 and Rs.5.60 lakhs have been spent on this and during the same year; 3,558 Scheduled Caste/Scheduled Tribe houses in the State were electrified for which the amount spent was Rs.17.79 lakhs. Under the scheme of removal of untouchability, financial assistance of Rs.5,000 (Rs.2,000 in cash and Rs.3,000 in the form of National Savings Certificate) is being sanctioned to the inter-caste married couple, where either of the spouses belongs to Scheduled Caste, and during the year 1992-93

the total number of beneficiaries under this scheme was 203. There is a provision for payment o Rs.1,500 to Rs. 10,000 as financial assistance according to loss suffered by those Scheduled Caste people due to atrocities committed against them and during the year 1992-93, there were 203 beneficiaries under this scheme and the total amount spent under these two schemes was Rs.28.80 lakhs.

Table No.10.84

The districtwise total number of various hostels and other welfare institutions functioning in the State during 1992-93 for the benefit of Scheduled Castes and Scheduled Tribes is given in the following table.

Sl. No.	District	Pre-Matric Hostel Boys SC	Pre-Matric Hostel Boys ST	Pre-Matric Hostel Girls SC	Pre-Matric Hostel Girls ST	Residential Schools SC	Ashram Schools ST	Nursery cum Women Welfare Centres SC	Nursery cum Women Welfare Centres ST
1.	Bangalore	22	-	05	-	02	-	44	02
2.	Bangalore Rural	24	01	09	-	02	05	38	01
3.	Bellary	28	-	11	-	03	-	29	-
4.	Belgaum	20	-	13	-	04	-	31	-
5.	Bidar	21	-	08	-	08	-	20	-
6.	Bijapur	27	-	12	-	10	01	37	-
7.	Chikmagalur	17	-	08	-	02	05	25	01
8.	Chitradurga	30	-	11	-	03	-	39	02
9.	Dakshina Kannada	16	-	13	-	1	17	31	17
10.	Dharwad	39	-	16	-	10	-	38	01
11.	Gulbarga	43	-	13	-	15	-	34	-
12.	Hassan	26	-	10	-	04	-	32	22
13.	Kodagu	10	04	07	02	01	14	12	-
14.	Kolar	36	-	14	-	03	-	46	01
15.	Mandya	18	-	12		01	01	37	01
16.	Mysore	34	03	15	-	03	28	85	32
17.	Raichur	26	-	12	-	08	-	19	-
18.	Shimoga	24	01	12	-	03	03	25	03
19.	Tumkur	26	-	12	-	02	-	37	04
20.	Uttara Kannada	15	-	10	-	03	-	17	02

Add to page No.791 after I para:

Karnataka Backward Classes Commission

Consequent to an undertaking given by the State Government to the Supreme Court of India in 1979 against the recommendation of earlier commission, the State Government constituted the Karnataka Second Backward Classes Commission in 1983 under the Chairmanship of B.Venkataswamy which submitted its report on 31-3-1986. This was not accepted by the State Government as the

commission did not have the benefit of guidelines laid down by the Supreme Court of India at the time of formulating the indicators for determining backwardness. Therefore, the State Government decided to constitute a new Commission and for a period not exceeding three years and appointed another one-man Commission of Justice O.Chinnappa Reddy. This commission submitted its report to the State Government in 1989 but it has not been given effect to and hence the interim order continues. According to this order the backward classes have been classified into five categories as per its Government Order dated 13th October, 1986, and the percentage of reservation under Articles 15(4) and 16(4) of the constitution are as follows:

Sl. No.	Backward Classes	Annual income of the family from all the sources.	Percentage of reservation under articles of the constitution 15(4)	16(4)
1.	Group A	No income limit	5	5
2.	Group B	Upto Rs.10,000	15	13
3.	Group C	Upto Rs.10,000	16	16
4.	Group D	Upto Rs.10,000	9	11
5.	Group E (special backward group)	Upto Rs.8,000	5	5

Add to page No.793 after II para;

Welfare of Backward Classes

The Welfare of Denotified Tribes, Nomadic Tribes and Semi NomadicTribes are also looked after by the Department of Backward Classes and Minorities.

After the formation of the Zilla Parishads, the district sector programmes are being implemented through the Zilla Parishads by the assistance of the District Officer for Backward Classes and Minorities and his supporting staff. The District officer for Backward Classes and Minorities, Bangalore is under the administrative control of the Deputy Commissioner as there is no Zilla Parishad for Bangalore District. The state sector schemes of the department are being implemented through the Deputy Commissioner of the concerned districts.

At the taluk level, the Block Development Officers are incharge of the implementation of the programmes and schemes of the Department of Backward Classes and Minorities.

The Karnataka Minorities Development Corporation came into being in 1986 for the development of religious minorities of the State such as Muslims, Christians, Jains, Buddhists, Sikhs and Parsees and earlier it was looked after by the Karnataka Backward Classes and Minorities Development Corporation.

The total number of beneficiaries under various schemes of the Department and the total amount spent on this during year 1991-92 are given in the following table.

Table No.10.85

Under State Sector Programmes (1991-92)

Sl. No.	Particulars	Amount spent in lakhs Rs.	Total No. of beneficiaries.
1.	Coaching centre and vocational training	17.48	100
2.	Training to Law Graduates	0.65	25
3.	De-notified Tribe tailoring centres	3.89	87
4.	Establishment of New Ashram Schools	2.21	200
5.	Opening of new Tailoring centres	1.65	100
6.	Grant-in-aid to private hostel run by minorities	7.67	1,000
7.	Construction of hostels	102.90	10 hostels
8.	Financial assistance to the hostels constructed by minorities	8.00	11
9.	Opening of Residential schools on the lines of Navodaya Schools	15.25	160
10.	Financial assistance through Karnataka Backward Classes Development Corporation under Margin Money Loan Scheme	53.70	1,937
11.	Self-employment Training	2.50	312
12.	Diploma in Foremanship training	0.98	24
13.	Post Diploma in Foremanship training	1.06	39
14.	Financial Assistance through Karnataka Minority Development Corporation under *Swavalambana* Scheme.	56.63	1,508
15.	Motor Vehicle Driving training	4.00	266

Table No.10.86

District Sector Programmes (1991-92)

Sl. No.	Particulars	Total amount spent in lakhs Rs.	Total No. of beneficiaries
1.	Pre-metric scholarship	353.84	2,56,653
2.	Post-metric scholarship	304.76	94,341
3.	Extra board and lodging charges	73.21	5,386
4.	Stipend to candidates who are undergoing training in typing and stenography.	4.75	927
5.	Fee concession	344.56	3,23,524
6.	Women Welfare Centres	29.65	2,227
7.	Tailoring centres	9.19	458
8.	Pre-metric hostels	1034.65	46,364
9.	Construction of hostels	358.81	92 hostels
10.	Strengthening of hostels	58.17	2,433
11.	Improvement of hostels	51.40	1,870
12.	Tribal hostels	64.50	2,273
13.	Post-metric hostels	174.71	5,228
14.	Incentives to hosteliers	2.10	875
15.	Grant-in-aid to voluntary organisations for the construction of hostels	4.17	
16.	Ashram schools	79.63	3,058

The districtwise number of Tailoring Training Centres and Women Welfare Centres maintained by the Department are as follows: Bangalore Rural District (2,-); Belgaum (2,7); Bellary (1,4); Bidar (1,1); Bijapur (2,9); Chikmagalur (-,2); Chitradurga (1,-); D.Kannada (3,-); Dharwad (3,7); Gulbarga (1,2); Hassan (1,1); Kodagu (1,-); Kolar (1,3); Mysore (1,1); Raichur (4,1); Shimoga (1,3); Tumkur (2,2); and Uttara Kannada (1,1); wherein the first figure in the bracket indicates the number of tailoring training centres and the second figure the number of women welfare centres and the district not mentioned and the 'dash' indicate the absence of such institutions.

Add to page No.822:

Observation Home: The Karnataka Children's Act 1964 has been changed as Juvenile Justice Act 1986 and it came into enforcement during 1987 and the Remand Home is renamed as 'Observation Home'. There were 22 Observation Homes in the State during 1992-93 and during this year 1489 boys and 244 girls were admitted in these homes.

Juvenile Homes: As per the Juvenile Justice Act 1986, the certified schools are now called Juvenile Homes and they admit children committed by Juvenile Court and Juvenile Welfare Board for their future rehabilitation. There were five Juvenile Homes for girls and 13 for boys during the year 1992-93 and during this year 668 boys and 216 girls were admitted. The total amount spent in observation homes and Juvenile Homes taken together was Rs.318.85 lakhs during the year 1992-93 as against Rs.256.39 lakhs during 1991-92.

Fit Person Institutions: During the year 1992-93 there were ten Fit Person Institutions managed by voluntary organisations and three Fit Person Institutions attached to the Observation Homes at Dharwad, Ranebennur and Karwar in the State and during this year 42 children were admitted.

Probation of Offender's Act: During the year 1992-93 the number of enquiries received upto the end of December 1992 under this Act was 398 and in addition to this 579 cases under Juvenile Justice Act, 52 cases under Immoral Traffic (Prevention) Act and 240 cases under other Social Legislations were entrusted to the Probation Officers.

State Homes and Reception Centres: During 1992-93 there were 11 Reception Centres and eight State Homes for women in the State to receive Women and Girls who are in need of care and shelter as voluntary cases and also those sent by the Court under the Immoral Traffic (Prevention) Act for training and rehabilitation. The total amount spent on these institutions was Rs.109.90 lakhs during 1992-93 as against Rs.92.07 lakhs during 1991-92.

The Protective Home at Bangalore is functioning exclusively for the admission of cases under the Immoral Traffic (Prevention) Act and it receives cases

sent by the courts as well as committed cases transferred from other State Home and Reception Centres. By the end of December 1992, 407 women, 129 girls and 52 children were there in these institutions.

Add to page No.828 after III para:

After-Care Homes: District Shelters for Men and State Homes for Men are now called After-Care Homes for Men and there were three After-Care Homes for Men at Hubli, Belgaum and Mysore and one After-Care Unit attached to the Juvenile Home for Boys at Bangalore, for admitting the inmates discharged form the Juvenile Home and they are encouraged to continue their education and efforts are made to rehabilitate them by securing jobs. During 1992-93, 22 admissions were made. There were two After-care Homes for the mentally retarded women- one at Bangalore and another at Dharwad during 1992-93 and during this year 13 new admissions were made. The total expenditure on After Care Homes during 1992-93 was Rs.12.74 lakhs as against Rs.12.46 lakhs during 1991-92.

Add to page No.826 and 827:

Integrated Child Development Services Scheme: During the year 1992-93, there were 142 ICDS projects in the State covering 133 taluks and nine urban areas and under these projects there were 24,988 Anganwadi Centres and the total number of beneficiaries during this year was 17.82 lakhs - for which the total amount spent was Rs.22.47 crores as against Rs.17.30 crores during 1991-92, covering 15.26 lakh beneficiaries in 23,984 Anganwadi Centres.

Training of Anganwadi Workers: Job Oriented Training of three months duration is given and orientation courses for Anganwadi Workers and Anganwadi Helpers are conducted in the Anganwadi Training Centres. During 1992-93, 3,481 Anganwadi Workers have been trained for which the total amount spent was Rs.37.45 lakhs as against Rs.39.54 lakhs during 1991-92.

Add to page No.827:

Special Nutrition Programme: The special Nutrition Programme provides nutrition to children in the age-group of 0-6 years and nursing mothers living in urban slums and tribal villages and the programme is implemented in towns with a population of 15,000 and above. Under this scheme milk and bread or energy food is distributed to the beneficiaries for 312 days in a year and during 1992-93 the total number of beneficiaries was 18.41 lakh for which the total amount spent was Rs.23.47 crores as against 16.73 lakh beneficiaries during 1991-92 for which the total amount spent was Rs.17.78 crores.

Add to page No.826 at the end:

Mahila Mandals: During the year 1992-93, a sum of Rs.2.10 lakhs has been sanctioned to 114 taluk level Mahila Mandal Federations and Rs.1.94 lakhs to 249 Mahila Mandals as against Rs.3.91 lakh to 75 taluk and Mahila Mandal Federations and Rs.1.78 lakh for 192 Mahila Mandal during 1991-92.

Add to page No.825:

During the year 1992-93, a sum of Rs.9.14 lakh have been spent for providing financial assistance to 10 voluntary organisations as against Rs.8.78 lakh during 1991-92 to eight voluntary organisations for the construction of working women hostels.

Add to page No.827 at the end of 2nd para:

Home for Destitute and Orphan Children: The expenditure upto 90% is borne by the Government of India and the Government of Karnataka both bearing equal share, and 10% has to be borne by the Home for Destitute and Orphan Children. The salary of the sanctioned staff and maintenance of the children of the State at the rate of Rs.250 per child per month and rent at the rate of Rs. 40 per child per month is admissible. During the year 1992-93, there were 238 destitute cottages out of which 67 were under the State Sector and 171 were under the Central Sector for which the total amount spent was Rs.140.26 lakh as against 185 cottages during 1991-92, out which 68 were under the State Sector and 117 under the Central Sector for which the total amount spent was Rs.134.02 lakh.

Add to page No .827:

Bal Bhavan: The Government has spent Rs.30.00 lakh during 1992-93 by extending financial assistance to six Bal Bhavans to take up various activities as against Rs.19.43 lakh for six Bal Bhavans during 1991-92.

*Add to page No. *827:*

Juvenile Service Burea: During 1992-93 there were 15 play centres at Bangalore, three at Davangere, eight at Hubli-Dharwad and four each at Belgaum, Mysore, Mangalore, Shimoga, KGF and Gulbarga. During 1992-93 the total amount spent on Juvenile Bureau was Rs.35.72 lakh as against Rs.29.41 during 1991-92.

Maternity Allowance: The Government is sanctioning since 1984 a sum of Rs.300 in lumpsum as maternity allowance to agricultural landless women labourers and women Handloom Weavers during their advanced pregnancy period as a social security measure and this benefit is covered for two deliveries only and the medical officers of the Primary Health Unit is the competent authority to sanction this allowance. During the year 1992-93, 77,851 women were benefited under the scheme for which the total amount spent was Rs.232.46 lakh as against 49,634 beneficiaries during 1991-92 for which the total amount spent was Rs.148.90 lakh.

Scheme of Pension to Destitue Widows: The Government of Karnataka has introduced Destitute Widow Pension Scheme since 1984 and according to this, destitute widows above the age of 18 years who are in need of financial assistance and whose annual income does not exceed Rs.15,000 are eligible for a monthly pension of Rs.50 and the Tahsildars are the competent authority to sanction this.

During the year 1992-93 the total number of beneficiaries in the State was 4,44,955 and the total amount spent on this was Rs.26.70 crores as against 4,37,852 beneficiaries during 1991-92 for which the total amount spent was Rs.22.94 crores.

Financial Assistance to Destitute Widows for Re-marriage and Devadasi Marriages: Financial assistance is extended to widows for their remarriage if the income of the widow is below Rs.200 per month or the family income is below Rs.400 per month and assistance is also available under the Scheme of Devadsis for their marriages and in both the cases a sum of Rs.5,000 is provided to the beneficiaries. During 1992-93 the total number of beneficiaries was 52 for which a sum of Rs.2.38 lakh has been spent.

Assistance to Marry Destitutes: In order to promote the marriage of destitutes and orphan girls of the institutions, the Department is sanctioning a sum of Rs.1,000 to the couple to meet the marriage expenses and deposits a sum of Rs.2,000 in fixed deposit in the name of the couple for a period of two years. During the year 1992-93, 16 couples were benefited under this scheme, for which the total amount spent was Rs.0.30 lakh as against 15 couples benefited during 1991-92 for which the total amount spent was Rs.0.29 lakh.

Creches for Working Mother's Children: The department assists voluntary organisations to start creches for the children of working women in the rural areas who are engaged in agricultural and other occupations. The main objective of the scheme is to help children between the age-group 0-3 years to have a better and safe environment and also ensure healthy growth. During the year 1992-93 there were 203 creches in the State run by different voluntary organisations and during this year a sum of Rs.38.17 lakh has been spent on this.

Besides, the Department has introduced various other welfare schemes like scheme of financial assistance for education of children in difficult circumstances, Attendance Scholarship for girls from rural areas, financial assistance to women for undergoing coaching to take up competitive examinations; State awards for the best work done in the field of child welfare; Scheme for assistance to women and girls for taking up job-oriented courses etc., to promote women and child welfare. The details of number of beneficiaries and the total amount spent on various schemes during the year 1992-93 are given in the following table.

Table No.10.87

Sl. No.	*Name of the Scheme*	*1992-93*	
		Amount spent in lakhs	*No.of beneficiaries*
1	*2*	*3*	*4*
1.	Scheme of financial assistance to children in difficult circumstances	0.12	27
2.	Scheme for the welfare of street children and Rag pickers	4.38	19 organisations

1	2	3	4
3.	Attendance Scholarship for girls	80.00	28,159
4.	Schemes of Assistance to Women and Girls to take up job-oriented course	8.73	1,282
5.	Scheme for the rehabilitation of the Devadasis	10.00	247
6.	Training-cum-production centre for women	15.43	10 centres
7.	Strengthening of women ITIs.	30.00	8 institutions.
8.	Gruhakalyana Scheme	22.01	1,919
9.	Enterpreneurship allowance and Development programme	8.65	11,775
10.	Tribal Sub-plan	10.62	2,783
11.	Women Training Centres	2.26	8 organisations.
12.	Construction of Anganwadi Buildings	264.82	983 buildings.

Add to page No. 829 after I para:

The Department: The Director of Women and Children Welfare is assisted by three Joint Directors, four Deputy Directors, Seven Assistant Directors, two field officers, two research officers, one Legal Advisor, one Accounts Officer,one Gazetted Office Manager and other staff at the head office. At the district level, there is an Assistant Director in each district and he is assisted by a Gazetted Women and Children's Welfare Officer, one or two Special Nutrition Programme Inspectors, an office superintendent and other subordinate staff. They are entrusted with the work of effective implementation of the scheme and programmes of the department.

Add to page No. 845

Welfare of the Handicapped: The Department of Welfare of the Disabled was created in 1986 in order to administer and implement the various welfare programmes for the disabled more effectively and earlier to this it was looked after by the Department of Women and Child Development. But at the district level Women and Child Development Office functions on behalf of this Department.

Add to page No. 847 after 1 paragraph:

List of voluntary organisations in the State for the Welfare of the Disabled is given at the end.

Add to page No. 847 after 2 para:

The State Government is paying Scholarship to the physically handicapped whose annual family income is less than Rs.10,000 who are studying in 1 to 8 standards and also those who are undergoing training in music, physiotherapy, photography, line drawing, painting and such other fine arts and the rate of scholarship is Rs.25 per month for those who are studying from 1 to 5th standards and Rs.35 per month for those who are studying from 6th to 8th standards. Students

studying in IXth standard and above are awarded Government of India scholarships and the qunatum of scholarship depends upon the nature of the course. The number of beneficiaries etc., are mentioned in separate table.

Physically handicapped persons whose family income is less than Rs.6,000 per annum (earlier it was Rs.3,600 per annum) are entitled for maintenance allowance of Rs.50 per month and this benefit is also extended to mentally retarded and blind persons. The Tahsildars of the respective taluks are the competent authorities to sanction this.

During the year 1991-92 the total number of beneficiaries in the State under this scheme was 2,51,119 as against 2,42,701 during 1990-91 and the total amount spent during these two years was Rs.14.90 crores and Rs.14.26 crores respectively.

Add to page No. 848 after 2 paragraph:

There are four residential schools for the deaf at Gulbarga, Mysore, Bellary and Belgaum and four residential schools for blind at Gulbarga, Mysore, Davanagere and Hubli run by the Department.

Add to page No.848 at the end of 3 para:

The Vocational Rehabilitation Centre for the Physically Handicapped, Bangalore has continued to support the handicapped persons for assessment and vocational training. During the year 1992-93, the Department had arranged to set up aided vocational training centres in various districts like Kolar, Chitradurga, Gulbarga, Bidar and Bijapur.

Add to page No.648 after 3rd para:

Braille Printing Press: Braille books required by the blind students all over the State are supplied by the Braille Printing Press, Mysore and this is owned by the Government.

The Scheme of Training Resource Teachers in Integraged Education for Disabled children has been introduced in the Department and the scheme envisages special training for the resource teachers with particular reference to the Integrated Education for the Disabled Children and it is an on-going scheme. The Department of State Educational Research and Training, Bangalore is imparting training to selected teachers.

Reservation in Technical Courses: With the efforts of the Department of Welfare of Disabled, the Education Department made a provision for reservation of seats for the disabled students in the technical courses through the entrance examination for such courses. During the year 1992-93 the total number of beneficiaries was 32 in Engineering Courses and 74 in diploma courses.

Award of Prize Money

The Department has introduced a scheme of incentive award in the form

of cash to the merited disabled students who obtained 60% marks and above in public examinations and the value of the cash award is Rs.500 for S.S.L.C, Rs.700 for II PUC., Rs.1,000 for degree; Rs.1,200 for Post-Graduate degree of the duration of not less than two years and Rs.1,500 for degree in agriculture,engineering, technology, veterinary science, medicine etc.

Reservation in Government Jobs: The Government has earmarked 1% reservation each for the orthopaedically handicapped, deaf, blind, and others identifying the posts which can be generally manned by each category of the handicapped persons.

Self-employment Scheme: In order to encourage self-employment for the disabled entrepreneurs for their social and economical rehabilitation, financial assistance in the form of loans is given through Karnataka State Financial Corporation. According to this scheme the disabled entrepreneurs whose annual family income does not exceed Rs.10,000 are eligible to obtain loan upto Rs.50,000 and also Government subsidy at the rate of 25% to a maximum of Rs.6,250. The disabled persons belonging to the Scheduled Tribe can avail loan to the extent of Rs.35,000 of which 60% is the subsidy by the Scheduled Castes and Scheduled Tribes Development Corporation.

Industrial Training: An Industrial Training Centre is run at Mysore by the National Association for the Blind, a voluntary organisation and it imparts training to 15 students in light engineering, retanning, coir-rope, mat making and plastic moulding.

Financial Assistance for Purchase of Aids and Appliance: The Government is assisting the handicapped persons with a view to lessen their burden to buy tricycles, motorised tricycles, wheel chairs, artificial limbs, callipers, crutches, hearing aids, gadgets, braile watches etc. to the extent of 100% of the cost for those who annual family income is below Rs.8,000 and 75% for those whose annual family income is between Rs.8,000 and Rs.12,000. To improve the mobility of the physically handicapped persons in the State it was decided to distribute hand-operated tricycles to 20 persons in each assembly constituency under the scheme of Rajiv Poornanga Yojane, and during 1992-93 in the first instance 1,000 tricycles were distributed.

Awards for the Disabled: Both the State and the Central Government have instituted awards for the welfare of the disabled. Under this scheme awards will be given for the best work done in a year for the cause of the disabled both for individuals and institutions. The total number of beneficiaries and the amount spent under various scheme during 1991-92 and 1992-93 for the physically handicapped and mentally retarded are given in the following table.

Table No.10.88

Sl. No.	Name of the Scheme	No.of 1991-92 beneficiaries	Amount spent in lakh Rs.	No.of1992-93 beneficiaries	Amount spent in lakhs Rs.
1.	Scholarship and financial Assistance.	5050	49.37	7102	65.47
2.	Scholarship to physically handicapped under Central Scheme	2531	25.64	2808	27.26
3.	Education and Training under rehabilitation programmes for physically handicapped and Mentally Retarded.	27inst.	23.27	27	24.96
4.	Training of resource teachers	75	2.00	75	2.00
5.	Insurance Scheme for the Mentally Retarded	-	-	133	1.00
6.	Rajiv Gandhi Poomanga Yojana	-	-	4480	-
	(a)Tricycle	-	-	3380	89,60
	(b) Telephone Booths	-	-	120	13.00
	(c) Resource Centre	-	-	1	5.00
7.	Grant-in-Aid to the physically handicapped Institutions.	5 inst.	7.36	8 inst.	8.85
8.	Grant-in-Aid to Voluntary Organistions for the care fo old and the infirm.	3	1.96	3	1.10

The district wise figures of the Institutions for the Disabled run by voluntary organisations (NGOs) in the State are as follows: Bangalore (including rural district) - 23, Belgaum - 9, Bellary - 5, Bijapur -3, Bidar - 5, Chitradurga -9, D.Kannada - 4, Dhawad -11, Gulbarga -2, Hassan -2, Kolar -6, Mysore -7, Raichur -1, Shimoga -2, Tumkur -5 and U.Kannada -1 (Total 95) as per list supplied by the Department of the Welfare of the Disabled.

Add to page No.163;

Religious and Charitable Endowments: In all there are 25 A group posts, 36 B Group posts, 226 C Group posts and 59 D Group posts in the Department headed by the Commissioner for Religious and Charitable Endowments. During the year 1991-92 the different types of Muzrai Institutions in the Old Mysore area were as follows:

Table No. 10.89

Sl.No.	Institutions	Scheduled Institutions	Other Institutions
1.	Jain Basthis	-	45
2.	Temples	8	18,310
3.	Mathas	-	99
4.	Chatras, Guest Houses	2	19
	Total	10	18,473

During the year 1991-92 the total contribution collected from the Muzrai Institutions was Rs.57.58 lakh.

Add to page No.764 after 2 para:

During the year 1991-92 the total number of institutions, assessable and non-assessable institutions was as follows: Bellary -597 (597;nil); D.Kannada 2,093 (425 ; 1668) and Kollegal - 92 (40 ; 52) wherein the first figure in the bracket indicates assessable institutions and the second indicates the non-assesseable ones. During the year 1991-92 the total amount of contribution collected was Bellary (Rs.0.81 lakh); D.Kannada (Rs.20.16 lakh) and Kollegal (Rs.6.31 lakhs).

During 1991-92 the total number of institutions, the number of registered institutions and the number of institutions to be registered was as follows: Bidar -1183 (300; 883), Gulbarga - 3795 (3603; 192) and Raichur 5,972 (2274; 3698) wherein the first figure in the bracket indicates number of registered institutions the second figure, the number of institutions to be registered. During the year 1991-92, the total amount of contribution collected was Bidar (Rs.0.40 lakh), Gulbarga (Rs.0.73 lakh) and Raichur (Rs.1.24 lakh)

Add to page No.765:

The total annual income and expenditure of the Special Institutions during the year 1991-92 was as follows: Malai Mahadeshwara Temple (Rs.202 lakh; Rs.189 lakh), Renuka Yellamma Temple, Saundatti (Rs.61.65 lakh; Rs.61.65 lakh), Shravanabelagola institutions (Rs.27.25; Rs.27.25 lakh) Sri Srikanteshwara Swamy Temple, Nanjangud (Rs.61.38 laks' Rs.33.69 lakh) and Yediyur Sri Siddalingeshwara Temple (Rs.57.12 lakh; Rs.57.12 lakh), wherein the first figure in the bracket indicates the income and the second indicates the expenditure.

Add to page No.768:

The total annual income and expenditure during the year 1991-92 of different Chatras were as follows: Karnataka State Chatram, Varanasi: (Rs.0.75 lakh; Rs.0.59 lakh); Karnataka State Choultry, Srisailam (Rs.0.52 lakh ; Rs.0.18 lakh); and Karnataka State Charities, Mantralayam (Rs.3.51 lakh; Rs.2.15 lakh)

Add to page No.769:

Melkote Sanskrit College: During the year 1991-92 there were 179 students in the college and out of the grant Rs.5.71 lakhs sanctioned, a sum of Rs.4.34 lakhs has been utilised.

Sanskrit College, Mysore: During the year 1991-92 there were five Professors and three Assistant Professors in the College for Agama studies and 209 students had appeared for the various Agama examinations out of which 112 have passed.

Add to page No.772:

Renovation Grants: Grants are being sanctioned for the repairs and reno-

vation of old temples in the State and for the construction of Kalyan Mantapas and 10% of the total is earmarked for non-muzari institutions from out of the Government grants. During the year 1991-92 the total amount spent towards this was Rs.15,70,000.

Aradhna Scheme: The State Government has introduced Aradhana Scheme during the year 1991-92 for repair, renovation and new construction of Bhajana Mandirs where there is a greater concentration of Schedled Castes, Scheduled Tribes and Backward Class (A Group) and during the said year 36 sites were alotted; 330 new constructions were taken up and 1937 institutions were taken up for renovation and repairs. Under this scheme and the total amount spent was Rs.85.32 lakhs.

Add to page No.772:

Wakf Institutions: Since October 1992 the Karnataka Board of Wakfs is being managed by a special officer appointed by the State Government consequent upon the dissolution of the Board.

The secretary is the Chief Executive Officer of the Karnataka Board of Wakfs and he is assisted by the Additional Secretary, two Assistant Secretaries and Muzrai Officer, one Assistant Engineer, one Accounts Officer, one Law Officer, one Accounts Superintendent, two Office Superintendents and other staff. In each district there is one District Wakf Committee, headed by a non-official Chairman with 20 to 25 members and there is also a District Wakf Officer.

Add to page No.773:

The total number of districtwise Wakf Institutions in the State is as follows: Bangalore (including Bangalore Rural District) - 1,229; Belgaum - 1,077; Bellary - 612; Bidar -2,316; Bijapur - 1,703; Chikmagalur - 132; Chitradurga - 453; D.Kannada -422; Dharwad -1,886; Gulbarga 4,892; Hassan - 186; Kodagu -84; Kolar- 1,204; Mandya -255; Mysore -496; Raichur -2,642; Shimoga -557; Tumkur -607; and U.kannada - 186 and the total number of Wakf institutions in the State is 20,939. The total income from the Wakf institutions collected during the years 1991-92 and 1992-93 was Rs.19.96 lakh and Rs.20.90 lakh and the amount spent by the Board during these two years was Rs.50.56 lakhs and 53.19 lakh respectively.

Add to page No.839:

Other Welfare programmes

Old-age Pension Scheme: During the year 1991-92 the total number of district-wise beneficiaries and the amount spent in rupees in lakhs on this scheme was as follows: Bangalore 50,361; 246.6; Bangalore Rural 42,784; Rs.310.; Belgaum 19,672; Rs.176.8; Bellary;25,892; Rs.190.3; Bidar 10,239; Rs.95.2; Bijapur 29,891; Rs.212.2; Chitradurga 22,833; Rs.170.9; D.Kannada 17,301; Rs.151.8; Dharwad 20,045; Rs.168.9; Gulbarga 32,821; Rs.270.7; Hassan 22,396; Rs.153.8; Kodagu 6,571; Rs.56.17; Kolar 36,283; Rs.201.4; Mandya 31,325; Rs.222.2; Mysore 42,380; Rs.351.8; Raichur 27,689; Rs. 218.5; Shimga 21,085, Rs. 152.2; Tumkur 27,476; Rs.147.7 and U.Kannada 7,104; Rs.57.85. Thus the total number of beneficiaries in the State was 4,94,978 and the amount spent was Rs.36.18 crores as against 5,07,346 beneficiaries during 1990-91 and the total amount spent was Rs.28.43 crores.

Add to page No.841:

Political Pension: During 1992 the State Government enhanced the rate of pension to freedom fighters to Rs.500 per month and the Central Government has raised it to Rs.1000-per month. The State Government has also been paying pension to participants form the State in the Goan Freedom Movement from 1991. During 1991-92 there were 20,524 beneficiaries in the State, under the State Government scheme, for which the total amount spent by the State Government was Rs.8.60 crores, as against 19,551 beneficiaries during 1990-91 for which the total amount spent was Rs.6.50 crores and the total number of beneficiaries in the State, under the Central Government Scheme was 9,209 during 1991-92 as against 9,312 during 1990-91.

Add to page No. 841:

Green card Benifit: The State Government has introduced from 18th Nov. 1985 the benefit of distribution of food grains at reduced rates for the poor people identified under certain norms and at present the benefit is extended to those whose annual income is Rs.6,400 and below. Since 1st November 1992 it is called tricolour card. By the end of July 1993 the districtwise number of beneficiaries (the number indicating cards) of this scheme was as follows: Bangalore 94,504; Bangalore Rural 2,97,082; Belgaum 3,17,346; Bellary 2,18,995; Bidar 1,68,244; Bijapur 3,47,506; Chikmagalur 1,69,550; Chitradurga 2,80,091; D.Kannada 1,79,006; Dharwad 3,68,764; Gulbarga 3,17,095; Hassan 1,94,765; Kodagu 76,350; Kolar 2,34,774; Mandya 1,60,243; Mysore 3,17,953; Raichur 1,82,789, Shimoga 1,24,484; Tumkur 2,31,709 and U.Kannada 1,40,753; thus the total number of cards issued in the State was 44,82,303. This includes Informal Rationing area 1,12,270; Urban area 64,155 and rural area 43,05,878, the figures being of cards.

Private Organisations

Many Voluntary Institutions (Non-Govenment Organisations) are engaged in the Welfare of the Handicapped, Rural Development and for advancement of various backward sections. A brief introduction of such institutions who responded to this office's appeal is given below:

The School of Social Work started by the Institute of Social Work, Mangalore (vide page No.616, part I) was a full-fledged three-year bachelor degree course in social work since 1984, and it also offers facilities for Doctoral studies in social

work and the school has a research department too. Since 1979, about 3,000 Anganwadi workers have undergone training at the Anganwadi Training Centre, Ullal, an extension project of the Institute of Social Service.

Janatha Kendra, Kolar, an urban community welfare centre, was established in 1960 and the services and activities of this include a creche, Balawadi, Kindergarten, library, sewing classes, study classes, recreational activities and medical check-up of the children.

The Belgaum Integrated Rural Development Society (BIRDS), Nagawar in Gokak Taluk is a registered voluntary organisation started in 1980, and its main objective is to improve the socio-economic condition of the rural community. It has a rural residential school to impart education from 1st Std. to 10th Std., and it also offers social work education, non-formal and adult education and under the programmes for the disabled it provides integrated education for the disabled, community based rehabilitation and runs a speical school for the deaf. Besides it conducts training programmes in agriculture, horticulture, tailoring, socially useful productive work etc., and it also organises various health programmes like camps and referral services, imparting health educaton, supply of free medicines etc., and community programmes like formation of self-help groups, co-operative societies etc.,

The Bhagini Seva Samaja, Mysore which is now converted as Smt. Y.K. Amrutha Bai and S.K. Srama Bai Educational and Cultual Trust has taken up various educational and cultural activities. It has provided educational facilities for girls upto Xth standard and also conducts dance classes and yoga classes. The children are also encouraged in sports and many children have recognised themselves as national level players in kho-kho, volley ball and badminton as well as gymnastics and acrobatics. Besides, it also conducts Bhagavatgeetha recitation completition, and competition of singing national sangs for the city school children.

Abala Ashraya Sangha (Crisis Intervention Centre) was started during 1989 by the Catholic Women's League and the Sisters of the Good Shepherd, Museum Road, Bangalore, with the main objective of providing shelter temporarily to young girls and women in distress without descriminating caste or creed and at any given time it can accomodate 25 persons. It aims to give brief and immediate treatment in acute behavioural disturbances in individuals, families and groups and to provide moral and psychological assistance as and when required.

An Old Age home was started during 1991 under the auspices of *Vishwa Manu Seva Samsthe* at Agrahara Thimmasagara in Hubli taluk. The organisation aims to rehabilitate destitute women. Many philanthropists, social workers and voluntary organisations like the Lions, the Giants, The Murusavira Matha etc., have come forward to render financial assistance to the organisation and it is not receiving any grants from the Government.

Abhaya Ashraya Destitute Home was started at a small village near Mangalagangothri in the outskirts of Mangalore by the retired Assistant Commissioner, Bekal Lingappa during 1971. It is an institute serving the cause of destitute children, old people and the mentally deranged. It is getting small financial assistance from the Government but many local philanthropists and organisations like Helpage International and Leger Foundation of Canada have come forward to assist it financially. The institute is also imparting vocational and occupational therapy for the youngsters and formal education for the children. There were 165 inmates during the begining of 1993. Recently it has started another destitute home, Abhaya Ashraya at Kodialbail in Mangalore.

Mangala Jyothi, an integrated School was started during 1931 at Vamanjur near Mangalore mainly to provide free food and education to the handicapped children along with the normal children, who are either orphans or in distress. The institute aims to develop the personality of the handicapped children on par with the normal children.

It has a modern and technical audio-visual laboratory a gymnasium and expert staff for the benefit of the handicapped. Besides it has outdoor and indoor sports facilities. During 1991-92 the strength of the institution was 368 which included 75 deaf and dumb children and 34 physically handicapped children.

The Farmers Development Agency was started at Chikballapur in Kolar District during 1981 with the main objective of improving the socio-economic conditions of the rural mass of the selected villages, particularly of the weaker section fo the community. It is getting financial assistance and foreign aid during recent years. The organisation has taken up various programmes like providing training in socially useful productive work, preservative of food, tailoring etc., and organisation of various camps in health education, leadership qualities, free legal aid and protection of environment, and other educational and cultural programmes.

M.C. Colony Youths Club, was started in Davanagere during 1991 with the main intention of taking up constructive activities for the youths. It has organised quiz programme and essay competetion for high school students, awarded prizes for the best articles, and writings published in the local news papers, organised youth poets meets and other programmes.

Sadhana Rural Development Trust, was started during 1990 in Somenahalli in Kolar distrit, with the main intention of promoting education and women welfare benefit in the rural area. It has started a pre-primary school and is also conducting tailoring classes for women. Besides, it observes National festivals and involves in conducting various social, cultural and recreational sports activities and competitions.

Women Against Violence and Empowerment (WAVE) was started during 1992 in Bangalore and it has taken up various activities to promote women's welfare.

Jagalur Taluk Nayakara Sangha was established during 1971 with the main intention of improving the socio-economic conditions of the Nayaka Community of the taluk in Chitradurga District. It is assisting the people to get loans through co-operative instituions for thier economics activities and has established educatonal institutions and hostels.

CHAPTER XI

CULTURE

THE last one decade (1982-92) has seen substantial growth and changes in the various fields, of cultural activity in Karnataka. Two more Kannada litterateures, Dr.Masti Venkatesh Iyengar and Dr.V.K.Gokak secured Jnanapeetha Awards, taking the total numbers of receipients form the State to five. Noted poet Prof. Gopalkrishna Adiga was awarded Kabir Sanman of the M.P. Govt. Popular folk singer, Balappa Hukkeri was honoured with Kalidas Prashasti by the M.P. Government, and Gangubai Hangal, outstanding vocalist, secured the coveted Tansen Sanman. The State Government itself instituted Pampa Prashasti for outstading, Kannada writers, and Kuvempu, Ti.Nam. Shri, Dr. Bhoosanurmath and Shivaram Karant have won them. The State Government similarly instituted the Puttanna Kanagal Award which went to K.R.Seetharama Sastry, G.V. Iyer and Y.R. Swamy the best film personalities. The Gubbi Veeranna Award newly instituted was bagged by the matinee idol and stage artist Dr.Rajakumar. Similarly the Kanaka-Purandhara Prashasti instituted for the outstanding museologists went to Thitte Krishna Iyengar. Each of these awards carry six-figured cash prizes.

The Government has been organising annual cultural festivals at places like Bijapur, Chitradurga, Pattadakal, Hampi, Somnathpur etc., and of late in every district where folk artistes, vocalists, dancers and other men of creative faculties are provided with an opportunity to give expression to their talents. Thousands gather to these two or three-day programmes when the performances of both the classical and folk artistes are getting a pin-drop silence reception. The Adichunchanagiri Matha in Mandya district arranges folk art festival every year. The Nrityagrama near Bangalore arranges spring dance festival in summer.

The amateur stage has not shown so much vigour during the last decade but the artistes have found ample scope for their ventures on the small screen. The 'Neenasam' at Heggodu organises 'Tirugata' all over the State to develop

mature taste regarding the stage. K.V.Subbanna of the 'Neenasam' has won the Magsaysay Award for his achievements. The Kannada and Culture Department has sponsored the Drama Repertory at Mysore which is guided by noted director, B.V.Karanth.

In journalism, the new printing technology has made large scale printing easy, and there has been spurt of publications, whether weeklies or dailies in the State. Releasing of cassetts of recorded music has also encouraged artistes and poets. The following pages try to presnt a brid's eye veiw of developments in various fields of cultural activities. But the survey here is neither exhaustive nor claims to be fully authoritative. It is only an effort to present the trends in various fields.

The holding of Vishwa Kannada Sammelana in Dec.1985 at Mysore was a memorable event from the point of view of climax of cultural activity in the State. Writers, musicians, painters, dancers, stage artistes and creative men from all walks of life participated in gala festival. Kannada films were screened in all theatres.

Add to page No. 909, part II:

KANNADA LITERATURE*

Karnataka received once again all-India recognition during the decade when Masti Venkatesha Iyengar and Vinayaka Krishna Gokak won the Jnanapeetha Award and Gopalakrishna Adiga was awarded Kabir Sanman (1986) and poet Pu.Ti. Narasimhachar and Playwright G.B.Joshi received Padmabhushan awards for thier literary achievements.

No new literary trend has been widely recognised. Poets of the Navodaya school like Pu.Ti. Narasimhachar and K.S.Narasimhaswamy have been writing in their characteristic style and the Navya (modernist) school has its exponent in writers like Ramachandra Sharma. A trend that is continuing to spread is the Bandaya-Dalita School which reminds us of the Progressive School of the 40s. The Navodays poets are known for the lyrical mode and stanzaic forms and the Navyas for free verse. A.K.Ramanujan and U.R.Anantha Murthy are known for prose poems.

Poetry

There are a few poets who have been experimenting in the lyrical mode. H.S.Venkatesha Murthy, N.S. Lakshminarayana Bhatta, Smt. Vydehi, Sumateendra Nadiga, Chandrasekhara Kambara, H.S. Shivaprakash, K.V. Tirumalesh, Dr. Siddalingiah have been searching for a new forms, but yet there is no dominant voice like Bendre, Kuvempu, Narasimhaswamy or Adiga.

---

* *Contributed by Dr. Sumateendra Nadiga,Bangalore*

Gokak's *magnum opus, Bharata Sindhu Rashmi* was published during the year 1982. Adiga's *Samagra Kavya* and his new collection, *Battalarada Gange, Chintamaniyalli Kanda Mukha* and *Suvarna Putthali* were some of the notable collections. Nisar Ahmed's poems in *Anamika Anglaru* has lyrical expression. He translated Neruda's poems under the title *Bhari Maryadastaru.* Dr. Bendre's collection *Chaitanyada Pooje* was edited by Vaman Bendre. *Pratibimbagalu* and *Balabodha* (1985) were Bendre's other collections released during the period. Chandrasekhar Patil's irony and wit are seen well expressed in his *Hoovu Hennu Tare.* Senior Poet Pu. Ti. Narasimhachar's *Samagra Kavya, Embattara Nalagu* and his long poem *Shri Hari Charite* are important publications. *Ee Shatamanada Nooru English Kavanagalu* is Ramachandra Sharma's book of translations from English, which can be considered as transcreations. *Aravattu Kavitegalu* is his another collection, a selection of his original poems. *Dehalige Banda Hosa Varsha* is Sharma's latest book of poems. V.G. Bhatta's *Ariyutene Nade, Swagatam, Katteya Kanasu, Uttarakanda Mattu Itara Kavanagalu* and *Lahari (Nooru Kshudra Geetagalu)* were released during this decade. *Suneeta* is translations of Shakespear's Sonnets by N.S. Lakshminarayana Bhatta and he has tried to stay close to the original. Veteran Poet CPK's translation from Sanskrit, *Sri Krishna Karnamrita* and T.B. Prabhakara Premi's Translation of Kedarnath Komal's Hindi poems under the title *Suryana Suttha* are notable. *Nine Nanage Dikku* is CPK's another collection. K.S. Narasimhaswamy's *Mallige Male* (complete works) was also released. His *Nava Pallava* and Sumateendra Nagida's *Dampatya Geeta* are remembered for revolving round the theme of love. The latter also published *Bhavaloka,* another collection. Already known poets like Chennaveera Kanavi, G.S. Shivarudrappa, Jayanta Kaikini, Venugopala Soraba, Shashikala Vastrada, G.S. Avadhani H. Dhundiraj, M.N. Jaya Prakash, Chintamani Kodlakere, H.S. Venkatesha Murthy, Jaya Sudarshana, Vishnu Nayak, Chinnaswamy, Subraya Chokkadi, Desha Kulkarni, Doddarange Gowda, B.T. Lalitha Nayak, Mukundaraj, Savita Nagabhushana, Mallika Ghanti, Malati Pattanashetty, Ranjana Bhatta, Sujana, B.A. Sanadi, M.N Vyasa Rao, Basavaraja Sabarada, B.R. Lakshman Rao, P.S. Ramanujam, M. Akbar Ali, K.K. Rai, Abdul Majid Khan, K.V. Tirumalesh, Aravinda Nadkarni, A.K. Ramanujan, S.R. Ekkundi, H.S. Shivaprakash, Baragur Ramachandrappa, Balesha Lakshetty, Sharat Kalakodu, Vijaya Dabbe, Chi. Srinivasa Raju. N.S. Gadagkar, B.R. Wadappi, B.N. Chandrayya, Gundmi Chandrasekhara Aithal, Kamala Hampana, Jayaprakash Mavinakuli, R.V. Bhandari, Sundara Nadkarni, V.G. Nayak, M. Shantarasa, U.R. Anantha Murthy, Mahadeva Bhanakar, YNK, D.A. Shankar, Deshpande Subbaraya, Vaidehi, Sandhya Reddy, Chandrasekhara Kambara and others continued to bring out their publications. R.S. Mugali's *Motu Mara Chiguritu* (1986) is his last collection, quite nostalgic and reflective of his ripe mind. Dr. D.V.G's *Marula Muniyana Kagga,* reminiscent of his *Manku Timmana Kagga* was published posthumously (1984). Kambar's *Bellimeenu* is notable for its lyricism. B.R. Lakshman Rao's *Prema Suliva Jadu, Vasanthi,* a collection of selected poems, *Columbus* and *Shangrila* are publications of this decade. His *Kengulabi* is of 1991. H.S. Venkatesha Murthy's

Harigolu, Mareta Salugalu, Nisaraga and *Estondu Mugilu* are remarkable collections, the last one being a collection of sonnets. K.V. Tirumalesh's *Avadha* is his important collection. Noted poet Siddayya Puranik's *Marulasiddana Kanthe* is a bright publication on lines with DVG's works on similar lines and with originality. Jayanta Kaikinis *Madhyama* is a notable publication. U.R. Anantamurthy brought out his collection *Ajjana Hegala Sukkugalu.* Noted poet Kanavi's *Hoovu Araluvavu Suryana Kadege* is one of the important collections of this period. He also edited *Kavitegalu* 1990. *Kodillada Kodaga,* Saraswati Chimmalagi's collection (1990) shows that she is growing as a poetess.

Doddarange Gowda's *Teerada Tudita* and *Preeti Gatha,* G.S. Shivarudrappa's *Preeti Illada Mele,* G.S. Siddalingayya's *Rishyasringa* and Aravinda Nadkarni's *Ajantha* are some other important publications of this decade. Mahadeva Banakar's *Vishwabandhu Marula Siddha Kavya* is in classical style. Venugopala Soraba's *Dhare* and *Manavi* (1991) are notable collections. Baragur Ramachandrappa's poems were published under the title *Nettaralli Neneda Hoovu.* Sujana's *Kanagalu mattu Sonne Eradara Naduve,* P.S. Ramanujam's *Belaku Haridante* and Ekkundi's *Bakulada Hoovugalu* saw light during this period. *Malebidda Nadalli* is H.S. Shivaprakash's significant collection and he also published *Anukshna Charite.* Pratibha Nandakumar's *Rasteyanchina Gadi,* S. Balurao's translation of *Anna Agmatova's* Russian poems, Basavaraja Vakkunda's *Jiva Jhallari,* Jaya Sudarshana's *Aa Dari,* Desha Kulkarni's *Kompa Yatre,* Jayashri Sabarada's *Lakshmanarekhe Datidavaru,* Shailaja Uduchana's *Tunturu Hanigalu,* Sunita Shetty's *Antharagange* and D.B. Raziya's *Chhaye* are some other publications of 1991.

Politicians like Veerappa Moily *(Matte Nadeyali Samara)* and K.H. Srinivas *(Kanugodu Mane)* trod the flowery path of poets by publishing collection of poems. YNK, H. Dhundiraj, K.K. Tantri, Jaraganahalli Shivashankar, P.S. Ramanujam and many other poets published collections of their short limerick-like poems called *Hanigavanagalu.*

Of edited collections and anthologies of the period, mention can be made of *Avaru Belasida Gidagalu,* poems by college students edited by Chi. Srinivasa Raju and *Bhavaspanda* edited by Jaisu. Anthologies of new poets were edited by Chokkamurthy Patil, Prabhakara Sisila, D.B. Puranik, Mallesh Bariker and S.H. Prakash. N.S. Lakshminaryana Bhatta edited *Shishunala Sheriff Sahebara Gitagalu.* Bhimsena Rao and Raghavendra Rao edited *Sukumara Bharathi Virachita Bharata.* M.R. Ananda Murthy's *Vignana* H.R. Krishnachari's *Navakavana Sankalana,* N.S. Kumar's *Hridaya Veene* and R.V. Kulkarni's *Sahasabhimavijaya* were edited works. T.K. Indubai and T.N. Nagaratna have edited Dasa Sahitya including the compositions of Helavanakatte Giriyamma, Vadirajaswamy, Jagannatha Dasa etc., *Shatamanagala Bayarike* is another notable anthology edited by Chi. Srinivasa Raju, Ramzan Darga and Raghunandan.

Novel

The novel has been a growing and popular form. Kannada novelists like Yashwanth Chittal, Shantinantha Desai, U.R. Anantha Murthy, S.L. Bhyrappa, Poornachandra Tejaswi, Vysaraya Ballala Vishukumar, and Devanur Mahadeva have opened new vistas in modern Kannada literature. S.L. Bhyrappa and K.T. Gatti are popular novelists of a different sort and they deserve serious attention. Novel has been a popular medium in Kannada, and it is more so with lady writers, and there is an array of women novelists like M.K. Indira, C.N. Mukta, H.G. Radhadevi. H.S. Parvathi, Rekha Kakhandiki, Tara Shenoy, Shanta Nagaraj, Ichanuru Jayalakshmi, Ichanuru Shantha, Neeladavi, Usha Navartna Ram, Anupama Niranjana, Sayisute, Mallika, A. Pankaja, N. Pankaja, Vani, S. Pankaja, Anasuya Sampat, Aryamba Pattabhi, Gudibande Poornima, Ganga Padekal, Vishalakshi Dakshina Murthy, Kakolu Saroja Rao, etc. Many weeklies and dailies serialise novels and thus novels have a wide and popular readership. Prema Bhat and Vasumathi Udupa have written over 200 short stories published in popular journals.

After 1983 S.L. Byrappa's *Nele*, Shantinatha Desai's *Bija*, Chandrashekar Kambara's *G.K. Mastara Pranaya Prasanga* and *Singaravva Mattu Aramane*, R.S. Mugali's *Agnivarna*, P.V. Narayana's *Nirdhara* and *Horata*, Shama Sundara's *Acheyinda Bandaddu*, Na. Desouza's *Prajnabali* and *Jeevakale*, K.T. Gatti's *He Kaapurusha, Yugantara* and *Aragina Mane*, were some important publications. Indirani's *Adigallu*, Guddibande Poornima's *Olaginade Bere* and *Bete*, Suniti Krishnaswamy's *Mrigajala* and Sunita Rao's *Nee Baruva Daariyalli* are some of the novels belonging to the popular category, written by female authors. In the year 1984 a number of novels were published like Venugopala Soraba's *Anaathe*, Ichanur Jayalakshmi's *Vasantha Pallavi*, M.K. Indira's *Taggina Mane Seete, Sutradhari, Kanyakumariya varege* and *Manomandira*, Adya Rmachar's historical *Sooryaastha* and *Shambu*, Ichanur Shantha's *Baalondu Bhavageethe* and *Kalpana Chhayeyalli*, Usha Navarathna Ram's *Krishna Nee Begane Baaro* and *Marevu*, H.S. Parvati's *Goodininda Gaganakke*, C.N. Mukta's *Kusuma Kasturi*, H.G. Radhadevi's *Adristada Anchinalli* and *Anuraagada Anthahpura*. Rao Bahaddur's *Tabbaligalu*, M. Veerappa Moily's *Suligali* Asaf Ali Mujavar's *Hosahadi*, Ravi Belegere's *Golibar*, Vani's *Neralu Belaku* and *Ale Nele*, Rudramurthy Shastri's *Swapnagana* and *Yakshapura and* Srinivasrao Korati's *Devagiri Durga*. Of the other novels of the period are Veerabhadrappa's *Aasthi* is a notable work. Mavinakere Ranganathan's *Elu Suttina Kote*, Guttigere Manappa (Manu)'s *Lingana Kudi*, A.P. Malathi's *Badalaagadavaru*, Vijaya Sasnur's *Aparanji* and *Jwalamukhi*, Baragur Ramachandrappa's *Bharata Nagari* and *Benki* and Basavaraja Patil's *Spardhigalu* are some worth noting novels of the year.

Towards the end of 1985 many novels were published out of which mention may be made of the popular novelist Ta. Ra. Su.'s *Durgastamana*, Krishna Alanahalli's *Bhujangayyana Dashavataragalu*, K.V. Tirumalesh's *Aaropa* and *Bellimodagalu*, Vishalakshi Dakshina Murthy's *Sulige Sikkavaru* and *Prema Rashmi*, Ichanur Shanta's *Bandhitaru*, H.G. Radhadevi's *Sridevi Nakkaga* and *Amritagalige*, C.N. Mukta's *Dumbi Koreda Hoovu* and B.T. Lalitha Nayak's *Nele Bele*. During the same year Prof. V. Sitaramaih translated Herman Melville's *Moby Dick* which deserves a special mention. Another writer Padukone Ramananda translated *All Quiet on the Western Frot* by Eric Rasia Remarc. Vasudeva Rao translated *A Study in Scarlet* by Arthur Conon Doyle. Some Tamil and Telugu novels were also translated into Kannada by writers like Bhashyam Tanuje, Miss Sampath, M.V. Venkatasubba Rao, K.R. Padmaje, Ramanna Arhejje and Vamshi. Other novels of the year under review are K.T. Gatti's *Ondu Kilo Bangara, Punarapi Jananam, Kaama Yajna* and *Purusha*, Na Desouza's *Kaadina Benki* and *Visha Vartula*, Basavaraja Kattimani's *Saitan*, Vishalakshi Dakahina Murthy's *Maneya Maga* and *Dumbi Hambala*, Raghu Suta's *Honna Taavare*, Ichanur Jayalakshmi's *Cheluvina Chittara* and *Giri Darshini*, Usha Navarathnam Ram's *Dina Ratriyali*, Benakanahalli G. Nayak's *Shikarihatti Budakya Mattu Santri*, Ta. Pu. Venkata Ram's *Swarna Baana, Poornima* and *Pushpa Parag*, Vijayasree's *Novina Neralugalu*, N.S. Anantha Rao's *Brahmaastra*, M.R. Jayashri's *Prati Spandana*, Ma.Na. Murthy's *Rajya Prapti*, T.K. Rama Rao's *Kannagaara* and *Jody Chaaye*, Gudibande Poornima's *Kaama-Prema*, Sandhya Joshi's *Anuraagada Veene* and Poorna Chandra Tejeswi's *Chidambara Rahasya*. Of the publications between 1986 and 1990 notable ones are B.P. Shivananda Rao's *Adrishta*, Yashavantha Chittala's *Chhedha*, and *Purushottama*, S. Ramesh Nayak's *Ghata*, Vyasaraya Ballala's *Bandaya*, G. Shankarayanan's *Belaku Neralu*, Anupama Niranjana's *Ghosha*, Usha Navarathna Ram's *Ondu Dina Ratriyali*, Shivarama Karanth's *Antida Aparanji*, K.T. Gatti's *Shila Tapasvi* and *Antharangada Atithi*, B.T. Lalitha Nayak's *Gathi*, Chandrakanth Kusanur's *Goharajan* and *Malati Mattu Nanu*, S. Pankaja's *Alege Sikkida Ele*, S.L. Bhyrappa's *Saakshi*, M. Veerappa Moily's *Sagaradeepa*, M.K. Indira's *Kalpavriksha and Agochara*, Giraddi Govindaraja's *Mannu*, Rajashekhara Bhoosanuramath's *Rakshasa Dweepa*, Usha Navarathna Ram's *Karunalu Baa Belake*, Krishna Masadi's *Nambikegalu*, C.N. Mukta's *Nanasagada Kanasu*, T.K. Rama Rao's *Payanada Kone*, Ta.Pu. Venkata Ram's *Pushpa Paraga* and Abdul Majid Khan's *Digantha*. Following the above mentioned works some interesting diversified novels like T.G. Raghava's *Vikriti*, Geeta Naghabhushana's *Asaregalu*, Shankara Mokhashi Punekara's *Avadheshwari* (which won the Central Sahithya Academy award in the regional language section during 1987). Na Desouza's *Gandhi Bandaru* and *Ondu Jalapathada Sutta*, T.K. Rama Rao's *Havillada Hutta* and *Bannada Hullu*, H.K. Aanatha Rao's *Anjike*, P.V. Narayana's *Paristhiti*, H.V. Krishnaswamy's *Visha Vartula*, M.K. Indira's *Hasivu*, Dr. H. Girijamma's *Meghamandara*, B.L. Venu's *Rama Rajyadalli Rakshasaru* and *Atantraru*, Aravinda Malagatti's *Karya* (1990), D.N. Belagali's *Devadasi*, Aryamba Pattabhi's *Narabhakshaka*, Dodderi Venkatagiri Rao's *Ishtakamya*, J.K.R. Padma's *Vasantha Kogile*, Nagananda's *Pravaha*, K.T. Gatti's *Sukhantha* and *Itihasada Mogasaleyalli*, Shankar Mokhashi Punekara's *Nati Narayani*, Sundar Nadkarni's *Ee Kupa*, Nagatihalli Chandrashekar's *Baa Nalle Madhu Chandrake*, Raghusuta's *Chinnada Chilume*, Prema Bhat's *Bindu*, can

be noted. Bhyrappa's *Anchu*, K.V.Tirumalesh's *Tarangantara*, B. Ramadas's *Vyamoha*, M.Dhavaskar's *Sikkiddu*, Keshava Malagi's *Kunkuma Bhumi*, Balakrishna Kakatkar's *Marana Shikari*, Prahlad Agasanakatte's *Bandikhane*, Ravi Belegere's *Arthi*, Chennanna Valikar's *Kote Bagilu* and *Ondu Hennina Ola Jagattu*, Vyasarao Ninjur's *Chamundeshwari Bhavana*, Usha Navarathna Ram's *Neene Anatha Bandhu*, Ta. Pu. Venkataram's *Agnideeksha*, P. Lankesh's *Akka*, Anupama Niranjana's *Mulamukhi*, Na Mogasale's *Drishti*, Rekha Kakhandaki's *Prithe*, Rudramurthy Shastry's *Kumara Rama (historical)*, D.N.Belagali's *Devadasi*, Sarah Abubaker's *Kadanavirama*, Dr. Prabhushankar's first novel *Jiva Jivada Nantu*,. De. Javaregauda's translation of Tolstoy's famous novel in two parts *Yuddha Mattu Shanti* are listed as the most notable novels for the year 1990 and 1991.

Criticism

There were some full-length studies of individual writers. Arviyes Sundaram introduced *Palkurike Somanath* and later in the decade wrote a work introducing Telugu language and literature. Kayyara Kinhanna Rai introduced Govinda Pai. Ha.Ma. Nayak edited a book on Govinda Pai. A.R. Mitra's *Kailasam*, V.M. Inamadar's *B.M. Sri. Baduku Baraha*, Ramegowda's *Durga Simha*, Sanniah's *Bandhuvarma*, Hosabettu Sitarma Acharya's *Kumara Valmiki*, Mandakini Purohit's *M.K. Indira: Ondu Adhyayana*, A.S. Venugopal Rao's study on Pu. Ti. Na., G.M Hegade's work on Masti are among studies of individual authors.

G.S. Shivarudrappa edited a collection of critical essays *Kadambarikararagi Karanta*. Equally significant are his *Kavyartha Chintana* and *Pratikriye*. The other works he edited are *Bharateeyate Mattu Kannada Lekhaka and Dashavarshika Sahitya Sameekshe*. Hampa Nagarajaiah edited *Chamarasa Vichara Sankirana*, H.S. Venkatesha Murthy and Raghavendra Patil edited *Hosa Kavyada Hinnele*, which introduces poets, who came to be known in the 60s and 70s. Gourish Kaikini, edited *Swatantryottara Vichara Sahitya*. Vijaya edited *Parva: Ondu Sameekshe* and A.S. Jayaram edited *Hattombattane Shatamanada Kannada Sahitya Charitre*. Critical essays of H.S. Venkatesha Murthy were titled *Nooru Mana Nooru Swara* and those of D.R. Nagaraj were titled *Amrita Mattu Garuda*. M.N. Anantharaman's *Kannada Kavyadalli Navarasagalu*. N. Anantarangachar's *Ramayana Bharati*, G.S. Amur's *Kannada Kadambariya Belavanige*, C.P. Krishna Kumar's *Pariveekshana, Chintana Bindu* and *Sri Ramayana Darshanam*, V. Krishna Shetty's *Upama Sarassu*, Taltaje Vasant Kumar's *Singaara*, H. Tipperudraswamy's *Kannadadalli Kaivalya Sahitya*, De. Javaregowda's *Sharana Patha*, Manuja's *Pratipaadane*, A.S. Venugopala Rao's *Kannada Sahityada Bhagavata Kavigalu* and *Sri Kuvempu Avara Sanna Kathegalu*, have added variety and richness to Kannada criticism. D.L. Nagabhushanaswamy's *Vimarsheya Paribhashe* is a singular attempt in the study of critical terms.

Vasanta Kushtagi's *Dasa Sahityada Hadiyalli*, D.A. Shankar's *Vastu Vinyasa*, P.S. Ramanujam's *Bhatta Naryanana Veni Samhara Ondu Adhyayana*, H. Tipperudraswamy's *Kalyana Kranti: Hindu Mundu*, K.S. Niranjana's *Buddhi Bhaava Baduku*, A.V. Navada's *Vivakshe* and *Sri Kuvempu Avara Sanna Kathegalu*, C.S. Shivakumara Swamy's *Sangata*, V.G. Poojar's *Pavaada Kathegalu Mattu Itara Lekhanagalu*, Kirthinath Kurthakoti's *Yashodhara Chariteya Kavya Tantra*, V.K. Gokak's *Bendreyavara Kavyaguna Hagoo Prayogasheelate*, H.M. Channaiah's *Prasangika*, R. Venkatesha's *Vichaara Taranga* were published in 1983-84. Ha.Ma. Nayak edited *Vimarasheya Maarga*, *Sri Vani* and a book on *Tolstoy*. The book that needs special mention is G.H. Nayak's *Nirapeksha*.

Vachana Vyasanga and *Virashaiva Darshana Hagu Sahitya Sameekshe* of P.V. Narayana deal with the 12th century Virashaiva movement. *Sahitya Dipika* by K. Venkataramanacharya is a collection of his cirtical articles. *Kumaravyasa* by L.R. Hegade introduces the *Mahabharata* of Kumaravyasa. *Kanaka Kirana* edited by Ka.Ta. Chikkanna, is a collection of critical essays by various writers. Kamala Hampana introduces Jaina literature in her *Jaina Sahitya Parisara*. *Sahitya Tatva Hagu Adhunika Vimarshe* edited by K.V. Narayana examines 19 critical works published in 1982. A.N. Murthy Rao's critical essays are included in *Sahitya Mattu Satya*. *Janakavya Drishti* by B.A. Sanadi, and *Anushilana* by Siddalinga Pattanashetty, are collection of critical essays. K. Shanta has edited a book on A.R. Krishna Shastry. Shivaramu Kadanakuppe has edited a collection of critical essays on the works of Shivaram Karanth. T.P. Ashoka, has presented his analysis of Karanth's novel focussing on the man-woman relationship. De. Javaregowda has edited *Kuvempu: Kelavu Adhyanagalu* and C.P.K. has edited *Kuvempu Sahitya Kelavu Mukhagalu*. V.M. Inamdar has a book on Western poetics under the title *Paschatya Kavya Mimamse*. L.S. Seshagiri Rao introduces *Franz Kafka*, and Vimala Rama Rao, introduces *Dostoevksky*.

K.G. Nagarajappa's *Maruvichara*, Taltaje Vasant Kumar's *Saarasa*, Aa.Ra. Mitra's *Vachanakaararu Mattu Shabda Kalpa*, Sudarshan Desai's *Kannadadalli Pattedaari Sahitya*, Hanumakshi Gogi's *Vyasanga*, D.A. Shankar's *Vastu Vinayasa*, Kirthinatha Kurthukoti's *Bendreyavara Kavyadalli Shruti Mattu Kriti* and *Vimarashyealli Vinaya*, Gopala Aashrita's *Jane Austin*, K.G. Nagarajappa's *Maruchintana* and Tipperudraswamy's *Toulanika Kavya Meemaamse* were the books of criticism published around 1985.

Kirthinatha Kurthakoti's *Samskruti Spandana*, M.V. Sitaramaiah's *Shringara Vihara* and *Hitachintaka*, B. Krishna's *Kuvempu Natakagala Parichaya*, Keshava Shankara's *Sanna Kathe: Kelavu Lekhanagalu*, Basavaraja Kalgudi's *Bendreyavara Kavyadalli Premada Avishkara*, G.S. Shivarudrappa's *Mastiyavara Sahitya Ondu Adhyayna* (edited) and K. Marulasiddappa's *Kannada Nataka Sameekshe*, T.V. Nagarathna's *Haridasara Bhakti Swaroopa*, and L.S. Sheshagiri Rao's *Greek Rangabhoomi Mattu Nataka* are notable works of 1986.

Kamala Hampana's *Baandala*, Talakadu Chikkarangegowda's *Kannadigare Ondagi*, D.B. Nayak's *Sahityaloka*, V.G.Poojar's *Sahitya Samavesha*, Mahalinga Yalagi's *Haltore*, G. Varadaraja Rao's *Dasa Sahityada Diggajagalu*, Vivek Rai's *Kannada Kadambariya Modala Hejjegalu*, Vrishabhendra Arkasali's *Kavyanandara Kavya*, Sanjeeva Shetty's *Kriti Rashmi*, B.N. Sumitrabai's *Sarvatrikadedege*, Aralumallige Parthasarathi's *Shripadaraja Samputa*, Sunita Shetty's *Akshayasampada* S.N. Krishna Jois's *Aggaladeva*, R.S. Mugali's *Bendreyavar Kavyadalli Virta Darshana*, M.S. Sunkapur's *Vachana Sahitya Vivechana*, C.P.K.'s *Kannada Sahitya, Hattu Varsha* (1977-1986) and *Lekhanagalu*, Shudra Shrinivas's *Khasagi* are books to be taken into account. L.S. Seshagiri Rao/Giraddi Govindraj/ Narayanh K.V. (jointly edited) *Dashavarshika Vimarashegalu* (1974-83) and Siddalingaiah G.S.Thipperudraswamy/ H. Thavaga Bhimsen Rao (jointly edited) *Chamarasa*. Sudhakar's *Kuvempu Sahitya Samveekshane*, Hemalatha Mahishi (edited) *Lekhakiyara Sahithya 75 Varshagalalli* are some of notable works on criticism of this decade. Amritha Someshwara's *Badakkila Venkataramana Bhattaru*, *Jeevana Mattu Krithigalu*, H.R. Dasegowda *Meluku*, De. Javaregowda's (Ed) *Sri Kuvempuravara Dhrushitiyalli Shri Basaveswara*, Mahendra Prasad's *Manaveeya Dani*, Aravind Krishna's *Aravinda* and Immadi Shivabasavaswami's (edited) *Allamaprabhuvina Teekina Vachanagalu* are worth noting. Another edited work of note is by Jagadguru Shri Shivarathri Deshikendra Swamigalu viz. *Muppina Shadaksharigala Kaivalyapada*. Prabha Besagarahalli's *Kabbiga*, G.H. Balakrishna's *Nannolaginache*, Shrinivasaiah R.V.'s *Shri Seetharama Jananamula Adbhutha Ramayana*, Hujenahalli Erajjayya's *Devarurige Dari Yavudayya*, Panditharadhya Shivacharya Swami's *Kai Deevige*, Devendrakumar Hakari and others edited *Anakru Sahithya Sameekshe*, Mavinkere Ranganathan's *Namma Maasti*, C.P.K's Kavya *Thatva Kelavu Mukhagalu*, Gundmi Chandrashekhar Aithal's *Sahithya Sadhane*, Thalthaje Vasantha Kumar (edited) *Beru Bilalu* and Shri Ranga's *Kannada Rangabhoomi Nadedu Banda Dari* are publications of the closing years of the 1980s.

Bharatiya Sahitya Sameekshe (edited) by L.S. Sheshagiri Rao, *Kadambariloka* (edited by Ha.Ma.Nayak and M.V.Venkatesha Murthy) are two notable publications of 1990, of which the latter is dedicated to noted Kannada writer V.M. Inamdar. *Saludeepagalu* by G.S. Siddalingappa and M.H. Krishnayya introduces 67 noted Kannada writers. *Bandaya Mattu Dalita Sahitya*, by Purushottama Bilimale, *Navyate* by H.S.Venkatesha Murthy, *Purana* by K.L.Gopalakrishnayya, *Shailishastra* by K.V.Narayanna and *Pragatisheela* by H.S.Raghavendra are worthwhile contributions. Two other noted additions of the year are *Adhunika Kannada Sahitya Chaluvali* and *Mahile Mattu Kannada Sahitya*. *Kannada Sahitya Mattu Kalidasa* and *Shakespeare Mattu Kannada Sahitya*, *Kannadada Kelavau Pramukha Kadambarikararu*, are notable publications of 1990. Other works of criticism of the year *Sahitya Mattu Prajnye*, by Kurthukoti, *Navya Sahitya Darshana* by Shantinatha Desai, *Poorvapara* by Anantha Murthy, *Navodaya*

Vimarshe, *Tattvika Niluvugalu* by K.Keshava Sharma, *Vachana Nirvachana* by P.V. Narayana, *Hosa Alochane* by Basavaraja Sadar, *Shivarama Karanthara Kadambarigalalli Adhunikarana Prakriye* by T.P. Ashok, *K.S.Na. Nudimallige* by Narahalli Balasubramanya, *Hosadikku* by Basavaraja Sabarada, *Dalitalokada Olage* by L. Hanumantayya, *Hakkinota* by Dr. Siddalingayya, *Badabagni* by Kamala Hampana, *Gadayuddha Sameekshe* and *Kavyakarshana* by C.P.K, *Sahitya Samskriti* by Malali Vasantakumar, *Paraspara* by G.S.Avadhani, and *Kale, Manushya Mattu* Samskriti by B.A. Sanadi, are works to be noted (1990).

G.S. Amur's *Bhuvanadabhagya* has been considered to be an important study of Bendre's works published in 1991. T.P. Ashok's *Sahitya Sandarbha*, K.Satyanarayana's *Asakti*, Shivananda's *Vimarsheya Savalugalu*, B.S. Venkatalakshmi's *Kannada Lekhakiyara Nele - Bele*, G.S. Siddalingayya's *Chaturmukha*, H.V. Nagesh's *Punaravalokana*, Sarojini Chavalar's *Pashchatya Sahitya Marga*, S.M. Hiremath's *Paschimatya Kavyachintane* and Varada Srinivasan's *Mahile: Vaicharikathe Mattu Vimarshe* indicate various critical approaches. *Vyasthi Samashti* is Karigauda Bichanahalli's work on modernist stories, Baragur Ramachandrappa's *Bandaya Sahitya Meemamse* X-rays the literature of revolt.

Granthaloka was published from Mysore as a monthly. It surveyed the literary output in Kannada every year, R.L. Anantasamayya being its Editor. It stopped publication after over a decade's fruitful life. There used to be *Pustaka Puravani*, another such monthly form Mysore. Bangalore University's Kannada Adhyayana Kendra published *Sahitya Varshika* for over a decade. Now it has stopped. Kannada Sahitya Akadami is now bringing out with the co-operation of All India Radio, *Kannada Sahitya Sameekshe* for each calendar year from 1990. Kannada University, Hampi has started the monthly *Pustaka Mahiti* from 1993.

Short Stories

Kannada Journals publish short stories regularly, whether they are monthlies or weeklies. Many short story writers publish short story collections mostly after they are published once in magazines. Some journals like *Prajavani* arrange short story competitions for its Deepavali issue or *Taranga* award prize for the best story it received every month. Some notable collection are indicated in this brief survey.

Chittalara Kathegalu and *Benya* by Yashwantha Chittal, *Devarugala Rajyadalli* by Boluvara Mohammad Kunha, *Savu Mattu Itara Kathegalu*, by B.C. Desai *Karee Mannina Gombegalu* (1983) and *Alegalu* by Kalegauda Nagavara, *Sandhana* (1987) and *Nenapella Vastava* (1989) by Kareegowda Beechanahalli, *Sididavaru* by R.G. Halli Nagaraj, *Kuchodyada Kathegalu* by Srinivasa Havanur, *Dari* by K.G. Champavathi, *Aasare* by K.S. Bharathi, *Eedu* by Malali Vasanthakumar, *Varsha* by Mohan Vernekar, *Matu Kathe* by Mahabala Bhandari, *Kolliya Hana* by T.K. Rama Rao, *Vidrohiya Veeragathe* by Renuka, *Shokesina*

Gombe by Sushila Devi R.Rao, *Asambaddharu* by S.B. Naragundkar, *Yatanegalu* by Eraiah, *Gyani Mattu Gulabi* by Krishna Masadi, *Ninagondu Maatu* by Varadaraja Huyilagol, *Kathegalu* 1980 by B. Shamsundar (edited), *Ondu Giriya Kathe* by Anupama Niranjan, *Kappu Nyaya* by Janagere Venkataramayya, *Prema, Maduve Mattu Sheela* by B.L. Venu, *Premisidavaru* by Mohan Vernekar, *Ulidaddu Akasha* and *Aayda Kathegalu* by Mavinakere Ranganathan, *Sannakathegalu* 15 by Masti, *Odaluri* by Ka. Ta. Chikkanna, *Manju Musukida Munjane* by M.K. Chandrasekhar, *Utkhanana* by T.R. Radhakrishna, *Maribale Beesitu* by Padaru Mahabaleshwa Bhatta, *Avari* by Ramkrishna Gundi, *Ishtartha* by Saroja Narayana Rao and *Anaamadheya* by Raju Hirehemmiganur are some of the prominent short story collections of this decade.

Progressive writer Niranjana edited nine volumes of *Vishwakatha Kosha* which was published by Nava Karnataka Publications. Ramachandra Sharma, the modernist short story writer, published his selected stories and later *Kathegarana Kathe*. Dr. Shantinatha Desai published his collection *Parivartane* and K.V Tirumalesh *Nayaka Mattu Itararu*. Jayanth Kaikini's *Teredashte Bagilu* and R.Shamsundar's *Kendasampige* are other important collections. Among women writers, *Pulapedi Mattu Itara Kathegalu* by Ganga Padekal, *Rekke Muridittu* by Kamala Hampana are to be noted. *Chandana* by S.P. Patil, *Chochchilu* edited by P.R. Vittal Rao and K.S. Kumaraswamy, *Kampana* edited by Syed Jameerulla Shariff, were other short story collection. Other publications include *Bandi* by B.Shamsundar, *Kathe Matanaditu* by Savithritanaya, *Nanna Preetiya Huduganigi* by Nagatihalli Chandrasekhar, *Siritanada Sidilu* by D.V. Puranik, *Kempu Hoo* by K.M. Vijayalakshmi, *Koralettida Dani* by M.N. Kotresh, *Devvadodane Pratham Raatri* by Sham Gu. Biradar and *Eershye* by Vishwanath Karnad.

Quite a few writers who have already made a name, published their collections. They include Simpi Linganna's *Dharisida Deepa*, Vaidedhi's *Antarangada Putagalu*, Sumateendra Nadig's *Gili Mattu Dumbi*, Satyakama's *Manvantara*, Ramachandra Deva's *Moogela Mattu Itara Kathegalu*, Sm Nemichandra's *Namma Kanasugalalalli Neeviddeeri*, Ta.Ra. Su's *Samagra Sanna Kathegalu*, Baragur Ramachandrappa's *Bayalaatada Bheemanna* and Kum Veerabhadrappa's *Doma Mattitara Kathegalu*.

B.Shamsundar's *Ondu Bannada Angi*, S. Girish Putraya's *Dhwani Mudrikegalu*, Damle Chandrashekar's *Nera*, Mumtaz Begum's *Avyakta*, Aswini's *Tuppada Deepa*, Kalegowda Nagavara's *Alegalu*, Dodderi Venkatarao's *Nannavalu, Nitya Nootane Mattu Itara Kathegalu*, Shantarasa's *Naa Mattu Pinchani* (1986) and *Swatantrya Veeraru Mattu Itara Kathegalu* (1987 H.S. Parvathi's *Nenapu Sayalilla*, Sanjiva Shetty's *Bare Neralu*, T.K. Ram Rao's *Benkigoodu*, Geeta Kulakarni's *Prashnege Uttara*, Srikrishna Alanahalli's *Alanahalliya Sanna Kathegalu*, and Vaidehi's *Gola* (1986) and *Aayda Kathegalu* (1968) were also published during this decade.

C.R. Chandrasekhara's *Chittavihara*, Shantadevi Kanavi's *Kalachibidda Paijama*, Ba. Samaga's *Kempukoteyalli*, K. Chandra Mouli's *Asambaddha Kathegalu*, T.R. Radha Krishna's *Kattupadugalu*, Keshava M. Kerkar's *Balipashu*, B.N. Chandraiah's *Kathasankalana* (Ed), K.S. Jayaram Alva's *Tathagata*, Priyatama's *Ontiviplava*, Vyasarao's *Maleyalli Neneda Maragalu*, Suryanarayana Chadaga's *Aarane Mailikallu*, P.B. Badiger's *Prakrita Kategalu*, Ninganna Sannakki's *Udyogi-Yogi Mattu Kathegalu*, M.K. Indira's *Navajeevana* and *Navaratna*, H.L. Nagegowda's *Khaidigala Kathegalu*, Dr. Besagarahalli Ramanna's *Kannambadi* and Vijaya Subbaraj's *Ma Nishada* were published in 1987. Dr. Masti's first volume of complete short stories was released during 1987.

P. Lankesh's *Kallu Karaguva Samaya*, K.V. Tirumalesh's *Jaguva Mattu Itararu*, M. Gopalakrishna's *Huliraya Mattu Itara Kathegalu*, Shankara Mokashi Punekar's *Derek Desoza Mattu Itara Kathegalu*, Krishnamurthy Hanur's *Kerige Banda Hori*, H.S. Venkatesha Murthy's *Puttariya Matantara Mattu Itarara Kathegalu*, Rajasekhara Veeramanvi's *Karpurada Kaayadalli*, Mukunda Joshi's *Ondu Sanje Belagaadaaga*, Nagatihalli Chandrasekhar's *Sannidhi*, Du. Nim Belagali's *Muttina Tenegalu*, Mallikarjuna Hiremath's *Ameenapurada Sante*, Kurgal Virupakshappa's *Nyaya*, Chennanna Valikar's *Kuttadalli Kuddavara Kathe*, V.V. Sajjan's *Raghavankana Hallu*, Banu Mushtaq's *Gejje Moodive Hadi*, Abdul Rasheed's *Halu Kudida Huduga*, Ramjan Darga and Chandrasekhara Alur's *Bandaya Kathegalu*, K.P. Tejaswi's *Kiragoorina Gayyaligalu*, M.S.K. Prabhu's *Mukhabile*, M.S. Sriram's *Mayadarpana*, Venugopala Soraba's *Utsava*, Kumara Joshi's *Sister Mirandala Kappu Ravivaara*, Shoodra Srinivasa's *Ajja Mattu Itara Kathegalu*, Syed Jameerulla Shariff's *Tiruvugalu*, Dr. C.R. Parthasarathy's *Geddala Hulugalu*, B.G. Satyamurthy's *Muniyana Manavi* and Prema Bhatt's *Hosa Kadata* are some of the notable collections of 1988-89. Prema Bhatta has published two collections each containing 100 short stories, one of them during this decade.

Plays

The first of its kind *Mooka Natakagalu* by Chi. Srinivasa Raju, was published in 1983. Veteran Playwright Sriranga published *Daari Yavudayya Vaikunthakke* and *Agnisakshi*, and *Tadrupi* inspired by Charlie Chaplin's *The Great Dictator*, was published by Prasanna. Prasanna's later publications are *Mahimapura* and *Gandhari*. Keertinatha Kurtukoti's *Chandragupta*, Prof. BC's. *Sanchayana*, Meghamitra's *Daatuvavaru* and N. Srinivas's *Kanasinavaru* and *Kariteru* are some of the other plays of this period. Politician M.Veerppa Moily's *Premavendare* and *Milana* can also be noted. An anthology of 19 Kannada plays edited by Chandrasekhara Kambar is an important publication. Arya's *Bhroona*, Chennanna Valikar's *Tale Hakuvavaru*, Shivarama Karanth's *Avali Natakagalu, Heegadarenu* and *Natakvemba Nataka*, B.S. Shamsundar's *Allauddin Khilji*, Arjunapuri Appajigowda's *Jaati Bitta Preeti*, M.G. Biradar's *Devarigu*

Naukari Sigalilla, Gopal Vajapayee's *Doddappa*, V.G. Krishnamurthy's *Nripa Somasekhara*, H.R. Krishnachar's *Khakhi Kavi Khadi*, B.L. Nagaraj's *Keechaka*, Bheemanna Bondale's *Surapurada Venkatappa Nayaka*, Veeranna Rajoor's *Gowdra Aliya* and *Love Andre Prema*, Shankar Hallegere's *Donku Balada Nayakaru*, Master Hirannaiah's *Aliyavatara*, Ra.Vem. Javali's *Karunodaya*, Satyananda Patrot's *Namage Yaroo Illo Yeppa Sakshi*, Niranjana's *Naavu Manushyaru*, Chandrasekhar Vastrada's *Abhinava Dushyasana*, M.S. Mahantaiah's *Narakadallu Lancha*, Rajiv Bharadwaj's *L.B.W*, Huli Shekar's *Havu Haridatavu* and later work *Araginabetta*, Keshava Morab's *Prashasti*, Paravatavani's *Puttali*, *Bellakki* and *Bare*, Keshava Bhatt's *Haritha*, M.S. Sarojamma's *Sri Ramanuja*, Sumukhananda's *Arunodaya*, C.C. Krishnaswamy's *Behi Mattu Alle Iddavaru*, Ha.Ka.Rajegowda's *Yelahanka Prabhu*, Vishwambhara Upadhyaya's *Bheema Sahasa*, M.K. Joshi's *Bellana Beladingalu*, Malali Vasanthkumar's *Malali Avara Eradu Natakagalu*, Sindhuvalli Anantamurthy's *Ekanka Sangraha* (Ed), Sangameshwara Savadatti's *Setavi Hagu Itara Natakagalu*, noted novelist K.T. Gatti's *Nataka*, Jadabharata's *Parimaladavaru*, Chandrsekhara Kambar's *Sambashiva Prahasana* and P.S. Ramanujam's *Mooru Prahasanagalu*, lend variety and indicate different approaches to Kannada Theatre.

Senior writer Ram. Sri. Mugali's *Pralayadakasa*, Linganna Chatnalli's *Preetiya Kanneeru*, Shankar Mokashi Punekar's *Viparyasa Vinoda*, H.S. Shivaprakash's *Sultan Tippu* and *Mahachaitra*, H.S. Karkera's *Nanna Harana Ninage Sharana*, G.P. Ranganatha Rao's *Haavu Hokka Manegalu*, Ramachandra Kittur's *Dharmecha Kaamecha*, K.S. Sharma's *Horata*, Amrita Someshwar's *Koti Channayya*, Nisargapriya's *Chorapurana*, S. Nagaraj's *Bhoolokadalli Maduve*, K.V. Shankaregowda's *Dani*, Kavitha Krishna's *Tipu Sultan*, Paravatavani's *Ratnavali* (Ed), Basavaraj Kumbar's *Aya* , Vykuntaraju's *Samsa* and Kamala Hampana's *Anugraha*, are some of the other plays published during this period.

After 1990 following notable plays were released. Girish Karnad's *Taledanda* and *Nagamandala*, Chandrasekhar Kambar's *Huliya Neralu* and *Sirisampige*, K.V. Subbanna's *Lokashakuntala*, Chaduranga's *Bimba*, D.A. Shankar's *Karee Banta*, B. Chinnaswamy's *Kenda Mandala*, H.S. Shivaprakash's *Maranayakana Drishtanta* and *Manteswamy Katha Prasanga*, V.G. Angadi's *Kanniddu Kuruda*, G. Balakrishnayya's *Thrill Raja Thrill*, *Deshapasha* and *Kadatti*, K. Chandramouli's *Minukavali*, K.V. Pulikeshi's *Ramyavasanta*, Basavaraj Sabarada's *Rekke Moodidaga* and *Belli*, S.S. Hiremath's *Jogati Kallu*, Shivaram Karanth's *Sarala Virala Natakagalu*, Chandraprabha Katharis *Ambu* (street play), Channanna Valikar's *Aidu Samajavadi Natakagalu*, Jayaprakash Mavinakuli's *Mahaayatre*, H. Dundiraj's *Koriyappana Koriyagraphy* and *Kotesharayana Bhagya*, Kavyajeevi's *Kaigombeya Dange*, Harikrishna Bharanya's *Baddha*, and T.N. Sitaram's *Asphota* and *Nammolagobba Najukayya*. C.P. Krishnakumar translated two Greek plays of Oeschelus under the title *Tarapanadharigalu* and *Mangaladeviyaru*. Two other notable translated works of 1991 are Prof. BC's *Mrichchhakatika* with the title *Mannina Bandi* and G. Srinivasa Murthy's *Madhavi*, Hindi play of Bhishma Sahani.

(For further details see section on Kannada Theare also)

Research Works

Research works on literature, religion, humanities etc., published during the period are briefly surveyed here, some of them being Ph.D dissertations. *Nagachandra: Ondu Adhyayana* by Vijaya Dabbe, *Vachana Sahitya: Ondu Samskrutika Adhyayana* by P.V. Narayana and *Adhunika Kannada Nataka* by K. Marulasiddappa, have been welcomed as worthy contributions. Channakka Eligar's *Shasanagalalli Karnatakada Stree Samaja* and B.S. Shet's *Satipaddhati* are also notable. Besides these M. Akbar Ali published *Sarvjnana Samaja Darshana Mattu Sahitya Tatva* and B.C. Javali published *Harihara Kaviya Sthree Patra Darshana*. *Karnatakada Viragallugalu* by R. Sheshashastri, *Kannada Janapada Kathegalu* by K.R. Sandhya Reddi, *Kadugollara Sampradayagalu Mattu Nambikegalu* by Ti.Nam. Shankaranarayana, *Kannada Sangatya Prakara: Ondu Sankshipta Sameekshe* by R.S. Vijayalakshmi, *Virashaiva Puranagalu: Ondu Adhyayana* and *Nambiyanna Ondu Adhyayana* (1985) by S. Vidyashankar have been commended as valuable contributions. Another research work *Sri Harihara Devalaya* by H.M. Shankaranarayana, gives the entire history of the temple.

M. Chidananda Murthy's *Madhykaleena Kannada Sahitya Mattu Asprishyate*, and *Pagarana Mattu Itara Samprabhandhagalu*, Devendra Kumar Hakari's *Samaajika Kathana Geetagalalli Dukhanta Niroopane*, Viveka Rai's *Tulu Jaanapada*, Viranna Rajoor's Kannada Sangatya Sahitya, S.S. Kotina's *Aandayya* have been found to be worthy of attention. K. Chinnappa Gowda's *Bhootaaraadhane*, H. Devirappa's *Samshodhana Samputa*, Sitarama Jagidar's *Chandorachanaa Samshodhanegalu* were published in 1984.

H.S. Venkatesha Murthy's *Kannadadalli Kathana Kavanagalu*, T.V. Venkatachala Shastri's *Kannada Chitra Kavya*, D.R. Nagaraja's *Shakthi Sharade Mela*, K.G. Vasanth Madhava's *Moolikeya Itihasa*, H.M. Maheswaraiah's *Hachche*, Virupaksha Badiger's *Sirasangi Samstana: Ondu Adhyayana*, K.L. Gopalkrishna's *Kannada Sahityadalli Purana Prajne*, K.V. Narayana's *Dhwanyaloka: Ondu Adyayana*, Basavaraj Kalgudi's *Madhya Kalina Bhakthi Mattu Anubhava Sahitya Hagu Charitrika Prajne*, L.A. Suryanarayana's *Raghavanka (Ondu Adhyayana)*, K. Ramanand Hegade's Karnataka *Rangamandiragala Samikshe*, M.M. Kalburgi's *Marga* in two parts, M.B. Sarapure's *Shivakavi Siddananjesh Jagadguru* are siginificant additions to the field of research.

Other works

Of the felicitation volumes published during 1984-1992 mention may be made of *Nataka Sri Beluru Ramakrishna Murthy* (Ed) by Chandrashekar Dhoolekar, *Gamaka Ratna K.Venkatasubbaiah* (Ed) by G.G. Manjunathan, K. Sachchidanandaiah and K.Nagachandra, *Namma Guranna* (Ed) by Sa.Sa. Malavad, *Vinayaka* 75 (Ed) by Chi. Na. Mangala, *Karanataka Vidya Vaibhava* (G.B. Shankar Rao) (Ed) by Adya Ramacharya, *Anandavana* (Ed) by Ta.Su. Shama Rao, *Sevajivi (Burli Bindu Madhava)* (Ed) by Surendra Dani, *Mahanubhavi Sri Chennamallikarjuna*, edited by H.Devirappa and Channappa Eresime, *Parivartaneya Harikara* (Ed) by Konandur Venkappa Gowda (on Devaraj Urs), *Navaneeta* (V.M. Inamdar)(Ed) by M. Rajgopalacharya, *Govinda Pai Shatamana Smarane* (Ed) by N.S. Lakshminarayana Bhatta, *Jinadeva Nayaka* (Ed) by *Vishnu Nayaka, Vyasanga* (on Prof. Malavad) (Ed) by Sadananda Kanavalli, *Honnapura* (on Honnapurmath) (Ed) by Hema Pattanashetty, *Alur Venkatarayaru* (Ed) by Ha. Ma. Nayaka, *Jee. Sham. Pa.* (Ed) by H.R. Dasegowda, *Vajra Kusuma* (Ed) by M. Ramachandra, *Rajatadeepti* (Ed) by G.M. Hanneradumatha and Nirmala Pattanasetty, *Sangama* (Ed) by Jayaprakash Mavinakuli, *Shambhavi* (Ed) by Viveka Rai, *Baduku* (Ed) by H.L. Keshava Murthy and others, *Belegere Janakamma Baduku Baraha* (Ed) by Nemichandra, *Kailasam* (Ed) by Siddalinga Pattanasetty, *Amrithashree* (Ed) by C.K. Nagaraja Rao and Hampa Nagarajaiah, *Chira Chetana* (on K.F. Patil) (Ed) by Sarojini Chavalar, *Singara* (Ed) by Ha.Ka. Rajegowda, *D.V.G. Samagra Kriti Parisheelane* (Ed) by K.Prahlada Rao, K.R. Narasimhan and B.N. Srinivasan, *Samskruti* (Ed) by H.J. Lakkappa Gauda and Sukanya Murthy, *Shivatatva Chintana* (Ed) by L. Shivarudrappa, *Inchara* (on Basavaraja Rajaguru) (Ed) by Basavaraja Mallasetty, *Swasti* (on Ta.Su. Shama Rao) (Ed) by Ha.Ma. Nayaka, C.P. Krishnakumar and T.V.Venkatachala Shastry, *Aasvaada* (on Prof. M.V. Sitaramaiah) (Ed) by Srivatsa, Ananthapadmanabha Rao and H.K. Ranganath, *Hariti Siri* (on Haratikote Veeranayaka) (Ed) by Lakshman Telgavi, *Samshodhana* (on Chidananda Murthy) (Ed) by Lakshman Telgavi and others, contain research articles and life sketches of distinguished people.

In the field of Humanities, works published during the decade are *Aranya Mattu Samaja* by Ullhas Karantha, *Vritta Patrike* (Collection of Reports) by Devendrakumar Hakari, Prabhakar Shishila's *Antara Rastriya Vyapara* and *Shikariya Seelunota*, Prasanna's Nataka *Rangakriti*, Dr.K.V. Ramesh and M.J. Sharma's *Tulunadina Arasumanetanagalu Mattu Dharma Samanvaya*, Ba.Ra. Gopal's *Vijayanagarada Vastushilpa*, N.S. Sangolli's *Nyaya Shastra Praveshike*, K. Kalegowda's *Janasankeya Siditha*, S.Keshavulu's *Eradaneya Mahayuddha Ondu Sameekshe*, Dr. A.V. Narasimha Murthy's *Karnataka Nanya Sampattu*, Dr. Suryanath Kamath's *Karnatakadalli Quit Indiya Chaluvali* and *Swatantrya Horatada Halavu Mukhagalu*, Dr. M Chidananda Murthy's *Veeragallugalu Mattu Mastikallugalu*, My.Na. Nagaraj's *Karnatakadalli Puratana Vidyakendragalu*, B.Puttaswamaiah's *Kannada Rangabhumi Nadedu Banda Daari*, Be.Go. Ramesh's *Karnataka Vastu Shipa*, Vasantha Kawali's *Bharatiya Sangeethakke Karnatakada Koduge*, Dr. Shivaram Karanth's *Karnataka Karavali, Karanatakadalli Shilpa, Cheluvina Kannada Nadu*, and *Yakshagana Bayalata*, Ba.Na. Sunder Rao's *Bharata Pakistana Samarada Itihasa* and *Bengalurina Itihasa*, Seva Namiraja Malla's *Nyayashastra* and B.S. Talvadi's *Karnataka Kraistara Itihasa* (1989).

Many travalogues and collection of essays were also published during the decade. Interesting travelogues like Dr. Shivarama Karanth's *Poorvadinda Atyapoorvakke* (Travel experience in Srilanka, Nepal, Beirut, Iran, Afghanistan, Hongkong and Japan), De.Na. Shri's *Girikandara Mohitaru* (an account on mountaineering in Kudremukh, Mullayyanagiri and the Silent Valley) and *Kaalateetara Dweepadalli* (an account of his adventurous travels in the Andaman Island) and Ranjana Bhatta's *Kubera Rajyada Chitra Vichitra* (an account of his experiences in America are notable travelogues. Noted travelogue writer K. Krishnanda Kamat penned *Bastar Pravasa*. De. Javaregowda's *Yatrikaru* (contains thirteen mini-biographies). Venugopala Soraba's *Samudaya Mattu Rajakarana* (which contains political commentaries), R.Y. Dharwadkar's *Torida Chintanegalu* (which is an anthology of several of his radio talks), T.R. Mahadevaiah's *Chintana Chilume*, Virendra Simpi's *Swachchanda Manada Sulidata*, Taddalase Vighneshwara Sharma's *Chintana* (collection of several essays), Hariharapriya's *Sanskritika Dakhalegalu*, Basavaraja Malasetty's *Pracheena Karnatakada Nataka Parampare*, and Earaiah K. Kanaboor's *Pravasadinda Patnige* were some of the notable works in this category published during the decade under review. Ha.Ma. Nayak's *Venkannayya: Kelavu Prasangagalu* is an interesting collection of reminescences (1991) and Murthy Bhimasena Rao's *Amarikeya Nanna Anubhavagalu* (1991) is an an interesting travelogue.

Biography

Autobiographies are mostly written by literary persons and at times by public figures like politicians. Biography of course is an interesting literary form to help us know the life and achievements of public personalities who have enriched various fields by their contribution. It may be interesting to note that, on one of the leading political personalities of Karnataka, S. Nijalingappa, a considerably lengthy biography has been written by De.Javaregowda. A notable politicians, K.F. Patil, wrote his autobiography *Nenapina Orathe* in four parts. Kadidala Manjappa penned *Nanasagada Kanasu* (1990). *Avakashada Alegalamele* by D.B. Ramachandrachar on C.M. Poonacha, (1990) and *Heegiddaru Hanamantarayaru* (1991) by Govinda Murthy Desai, on freedom figher Kaujalagi Hanumanta Rao, are two other biographies published during the period. The biography of Sharadamani Devi and that of Swamy Vivekananda in three volumes, both by Swamy Purushotamanandaji were published in the course of this decade.

Noted musician Mallikarjuna Mansoor's *Nanna Rasayatre* (1983) is an excellent autobiography. S. Krishnamurthy's *Sangeetha Kalanidhi*, is a collection

of biographies of Vasudevacharya, T. Chowdaih and Rallapalli Ananthakrishna Sharma, Ma.Su. Krishnamurthy's *Chitta Bhittiya Chitragalu* contains memorable portraits. All the three books have literary quality. *Satyagrahi: Ondu Jeevana Kathe* by Sardar Venkataramayya (autobiography) was also published in 1983. *Swatantryayodhana Nenahugalu* (1989) is a similar work by Jayadeva Kulkarni.

N. Marishamachar, in his book *Srijanasheelaru* has given the portraits of a dozen painters. Jyoti Hosur Published a study of *Kanakadasa* and G. Varadaraja Rao, introduced *Purandaradasa*. Veerashaiva Adhyayana Samsthe of Tontadarya Matha Published scores of booklets containing useful biographical material about important Veerashaiva personalities, and the useful series is being continued even now, their number crossing 130 booklets. Of these the one on Sir Siddappa Kambli, *Sir Sahebaru* (1982) by Patil Puttappa is very interesting. Kannada Sahitya Parishat has also been publishing many biographies.

Chandrashekaraiah's *William Shekespseare*, H.P. Malledevaru's *G.B. Mallaradhayara Jivana Saadhane Siddhi*, Lakshmikantaih's *Hanooman Venkatarayaru*, Neelappa's *Na Kanda Karmaayogigalu*, K.F. Patil's *Netaji Subhaschandra Bose*, and *Hutatmaa Timmana Gowda Patil*, Babu Krishna Murthy's *Adamya*, R.T. Majjagi's *Shivasharane Veeramma*, Vimala Sheshadri's *Ra.Sh.*, Shivalingamma Katti's *Vendanta Siddhanta Samanvayi Guddada Veerasangappanavru*, Kakemani's *Aranyadhikariya Dinachari*, M.V. Sitaramaiah's *Nadoja B.M.Sri*, V.S. Narayana Rao's *Badatanakke Baagada Dheemantaru*, Prabhushankara's *Kuvempu*, S.S. Bhusareddi's *Mahanta Mallige*, H.P. Venkatasubbaiah's *Dhanyajeevi*, K.Srinivasa's *Albert Einstein*, Soo. Subramanyam's *Jagadish Chandra Bose*, Kirthinatha Kurthukoti's *Da.Ra. Bendre*, Geeta Kulakarni's *Maharshi Karve*, B.S. Channappa's *Natakaratna Gubbi Veerana*, G.S. Ramani and B.M. Hiremath's *Nibberagu* Aa. Ra. Mitra's *Kailasam*, G Ramakrishna's *Bhagat Singh*, C. Sitaram's *Minugu Tare*, Kedambadi Jattappa Rai's *Karmayogi Bellare Narayana Sheka*, Chennavira Kanavi's *Madhurachenna*, G. Varadaraja Pai's *M.N. Kamath* and *G.N. Lakshmana Pai Avara Baduku Bareha*, L.S. Seshagiri Rao's *Acharya B.M.Sri*. V.M. Inamdar's *B.M. Srikantaih Baduku Bareha*, T.R. Radhakrishna's *Nanna Vrittiya Kelavu Rasa Nimishagalu* and T.B. Narasimhachar's *Namma Sangeeta Kalaavidaru* illustrate a lively interest in the form of biography.

Hiremallur Eswaran's *Valase Hoada Kannadigana Kathe* is one of the memorable autobiographies in Kannada. Ram. Sri. Mugali published *Jivana Rasika* and B. Madhav has translated from Malayalam A.K. Gopalan's autobiography. Shantadevi Malavad gives the life portrait of five Indian women in *Bharatada Manasaputhriyaru*. Aralumallige Parthasarathy has sketched the life of *T.V. Gopinath Das*, and Sri Sripadaraja. Prabhushankar has drawn an impressionistic biography of Basavanna in his *Beragu*, and De. Javaregowda, has written the biography of Martin Luther King Jr. with the title *Americada Gandhi*.

M.V. Sitaramaih and Dr. R. Shesha Shastri, have edited *Maniha* in memory

of Pha. Gu. Halakatti; Jyothi Hosur, Basavaraj Malasetty and Ninganna Sannakki have edited *Beluvala* in memory of Betageri Krishna Sharma. Sha. Mam. Krishanaraya edited a felicitation volume dedicated to the famous novelist Ta.Ra. Su. Shantadevi Kanavi, Chennakka Eligara and Malathi Pattanashetty edited *Prashanta* in honour of Smt. Shantadevi Malvad; Vasant Patil and S.S. Bhusareddi edited a volume in honour of Pandit Nagabhushan Shastri; Kavita Krishna has edited a volume in appreciation of *H.R. Gundurao*, a journalist from Tumkur.

Vasudeva (on Kota Vasudeva Karanth) by Sudhaarti, *Shiradi Baba* by H.R. Krishna Rao, *Dr. Nandimathara Nenapu* by Ra.Ya. Dharwadkar, *Niranjana*, edited by Seemantini Niranjan *Dr. Sham.Ba.Pa.Vem. Kandante* by P.V. Acharya, *Moovaru Vaishnava Santaru* by B.S. Vijayamma, *Hadapada Appanna* by Siddanna Langoti *Nammolavina Pravaadi Muhammad* by Ahamad S.M., *Ninneya Monneyavaru* by Kota Srinivasa Nayaka, *Adhyaapakiyaagi 25 Varusha* (autobiography) by Chi.Na. Mangala, *Yugapurusha Aravinda* by Ko. Chennabasappa, were published in 1985. *Sarthaka Subodha* by L.S. Sheshagiri Rao (1989) on M. Subodha Rama Rao and *Kannadigara Garadiyalu* on D.K. Bharadwaj by K.G. Vasantha Lakshmi (1990) were biographies of two noted literary figures, brought out during their birth centenary years. A.N. Murthy Rao's *Sanjegannina Hinnota* (1990) is a remarkable autobiography.

Go.Ru. Channabasappa's *Gondedahalliyinda Bengalurige*, Samethanahalli Rama Rao *Kotemane* and politician K.S. Mallegauda's *Halliyinda Dellige* are autobiographies published in 1991. *Uttunga Sahiti Uttangi Chennappa* by S.R. Gunjal, *Siddavanahalli Krishna Sharma* by H.V. Nagaraja Rao, *Aa.Ne. Upadhya* by M.A. Jayachandra, *Kannada Senani De.Ja. Gau* by Kottapalli Shekhar, and Tirumulamba by Chi.Na.Mangala are works on literary figures. Balesha Lakshetty wrote *Jagannatharao Joshi* and V.S.Kambi penned *B.M.Sanikoppa* on political figures. Dr. S.R.Leela wrote on noted Sanskrit scholar under the title *Jaggu Vakula Bhushanam*. This scholar won Central Sahitya Akademy Award (1993).

Children's Books

Development of children's literature received an impetus during the decade between 1982-1992. There has been a Makkala Sahitya Academy at Bijapur and Makkala Sahitya Parishattu in Bangalore. Children's literature became a powerful medium due to the attention paid by noted writers during the Post-Independent period. Outstanding writers on Children's literature like G.P. Rajarathnam, Hoysala,Na.Katutri, Panje Mangesh Rao, M.V. Sitaramaiah,V.Seetaramiah, Dr.M.Shivaram(Ra.Shi), T. Sunandamma, Rukkamma and a host of others have contributed richly for its efflorescence. Of the writers of the present generation mention can be made of Sisu Sangamesha, Sham. Gu. Biradar, Anupama, Jayavanta Kadadevara, Pa. Ramakrishna Shastry, Rasika Puttige, Bindiganavile Bhagavan, Shivaramu, Raghusuta, Suma, N.S.Lakshminarayana Bhatta, Sumateendra Nadiga, Nagaraja Setty, Sri.Ravi, B.G.Ramesh, etc. India Book House undertook a project

of publishing books for children on various subjects including personalities, places, dynasties and taluks of the state. The Rashtrotthana Parishat also did a similar work with L.S.Sheshagiri Rao as the Editor and they published short biographies under the title "Bharata Bharati".

K.R.Padmaja's *Guttu*,K.R.S.Prasanna's *Kadinalli Cricket* and *Swaminishte*,Prasanna Ramanagaram's *Huli Savari*, Saroja Narayan Rao's *Rashmiya Gelati Madhavi* and T.S. Haridasa Bhat's *Mommaganige Bareda Patra* were publications in 1983. Between 1984 and 1985 several children's books saw the light out of which mention may be made of K.V.Subbanna's *Giant Mama*, Gayatri Madanadutt's *Andhakasura, Shantala, Dombaraatagara* and *Dhola Mattu Maaru* and *Senapati Bapat*, Louis M.Fernandes's *Tripura*, Ma. Su. Krishna Murthy's *Mira Bai* and *Santa Rai Dasa*, Y.S. Gundappa's *Bangaarada Anegalu*, M.D.Gogeri's *Shuruvayitu Nanna Shale*,Annaraya Salimani's *Kandana Kavite*, K.S.Rangapps's *Kathegala Kathe Mattu Kuchesteya Koti, Kolegaarana Kole* and *Takkalige Pooje*, Rasika Puttige's *Tapovana Sahasigaru* and *Paramparaagata*, Suryanarayana Hegade's *Maavu*, Appa Swamy's *Parijata Mattu Itara Kathegalu, Andamaaninalli Veera Savarkar, Geddavanu* and *Madhumagana Ungura*, Shivaram Karanth's *Praaniprapanchada Vismayagalu*, Palakere Sitaram Bhatta's *Makkala Mitra* and *Ishwarchandra Vidyasagar*, Mira Ugra's *Balarama*, Sadashiva Ennehole's *Magadi Kempegowda*, Subba Rao's *Kuvara Simha*, Jayalakshmi R.Gowda's *Karnatakada Nadigalu*, Nagachandra's *Cheluva Kannada Naadu*, G. Prakash's *Rama Parashurama*, Kalashri's *George Bernard Shaw*, Yatra's *Manushya Jaatigalu* and *Bhoonidhi*, Arvies Sundaram's *Kutto Kutto Maleraya* , Gou. Ru. Omkaraih's *Belliya Naave*, Kosu Samputtane's *Nagaari Nari*, Ra. Na. Malagi's *Aesopana Neeti Kathegalu* and V.D. Hegade's *Guru Nanak* are some important books of the decade.

Eshwar Bhatt's *Kiriyara Kaipidi*, Ramachandra Patil's *Chiguru*, A.P. Srinivasa Murthy's *Sir. M. Visweswaraia*, Kamala's *Chandrakanth* and T.M.P. Nedungaadi's *Mahabharatha* in six parts, K. Balakrishna's *Marjala Mahaashaya*, Yajna Sharma's *Lalitaaditya*, S Chennappa's*Kannadada Kanva B.M.Sri*, V.A. Joshis *Kittoora Chennamma*, T.S. Nagaraja Setty's *Sakkare Bombe*, G.T. Narayana Rao' *Soorya*, Abdul Rehaman Pasha's *Nakkalaa Rajakumaari*, Neelagiri Talavar's *Mahakavi Raghavaanka*, M.S. Vali's *Sharana Ajaganna*, Srinivasa Shetty's *Bannada Gombe*, Syed Jamirulla Sharif's *Navaayataru*, K.R.V. Pulikeshi's *Daanaveera* and H.S.Venkatesh Murthy's *Agni Mukhi* and *Hakki Saalu* were released in 1985. Palakala Sitarama Bhatta's books include *Upayadinda Apaya* and *Doora Sankatadallu Sahasa*, B.T.Desai's *Giddoo Tailor* and Kadadevar's *Galikoli* are notable works. Noted litterateur and folklorist, Simpi Linganna's *Mahapurushara Jeevana Prasangagalu* is a memorable collection. Parashuram Chitragar, Vikrama Visaji and D.S.Kumar have published collection of poems for children in 1990. Venkatesha's *Parisara Malinya* and Venugopala Acharya's *Hosa Yantragala Avishkara* are introducing subjects on science and technology to children.

Boluvar Mohamed Kunha edited *Tattu Chappale Putta Magu*, a unique compilation of poems written for children by eminent authors. Noted litterateur Siddayya Puranik published *Bharatavellake Bhupata Onde* a collection of poems. K.S.Rangappa's *Kambugrivana Karnataka* and *Jambada Bellakki*, Nilambari's *Hottekicchu* and other works, M.R.Mulla's *Sankalpa*, noted litterateur Navagiri Nanda's *Sahasigulama* are notable publications of 1991. S.Ramaprasad's *Tiktik Geleya*, T.R.Anantaramu's *Bhugarbhayatre*, Ichanur Shanta's *Pranijagattu* Suryakanta's *Prakritiya Nigudhagalu* and M.R.Chidambaram's book on Robots introduce science to children. Prakash Sahitya of Bangalore published 100 books on a variety of subjects to children during Nehru Centenary year (1988-89).

Bandaya (Rebel) Literature*

The movement called Bandaya appeared more than two decades ago (in 1970s) in Kannada literature. It has been often commented over that Bandaya literature is nothing more than a spontaneous outburst of the pain and currents of strong feelings of the forlorn and the downtrodden and much less could be spoken about the variety and life in this literature. The pulsating and in-depth feelings and expressions of the Bandaya writers are to be taken into account more seriously as the experiences given out in their writings are of first hand and genuinely original in nature. There is also Dalit literature comprising of writings of the people who have emerged out of Dalit ("untouchable") communities and the masses suffering from indignities and social insecurity. Bandaya represents all that comes out in opposition to the vested interests in the society and raises a voice of rebellion against any sort of exploitation.

There is a satisfactorily rich quantum of Bandaya Literature in Kannada created during the last decade. Chandrashekhar Patil, Dr.Siddalingayya, Baragur Ramachandrappa, H.S.Shivaprakash, Devanoor Mahadeva, D.R. Nagaraj, Boluvar Mohmed Kunha, Kum. Veerabhadrapa, Dr. Besagarahalli Ramanna, Ramzan Darga, Aravinda Malagitti, B.T. Lalita Nayak, Sarah Abubakar, K.S.Bhagavan, Purushottama Bilimale, Sukanya Maruti, Muktayakka, Pratibha, Dr. Channanna Walikar, Basavaraja Sabarada, Vijaya Dabbe, Allama Prabhu Betdur, Bhanu Mustak and Shankar Katagi are among the active protagonists of the movement. (Their works have been mentioned in the earlier pages on Kannada Literature here-Ed.)

Awards and Prizes

Between 1982 and 1992, Chaduranga's novel *Vyshakha* (1982), Yashvant Chittal's short stories *Katheyadalu Iludugi* (1983). G.S. Shivarudrappa's critical work, *Kavyartha Chintana* (1984), Ta.Ra. Su's novel *Durgasthamaana* (1985), Vyasaraya Ballal's novel *Bandaaya* (1986). Poornachandra Tejasvi's novel *Chidambara Rahasya* (1987), Shankar Mokashi Punekar's novel *Avadeshwari*

* *The two paragraphs are contributed by Dr. Kalegowda Nagavara of Mysore*

(1988), H.M.Nayak's Belles Letters, *Samprati* (1989), Devanuru Mahadeva's novel *Kusuma Bale* (1990), Chandrashekara Kambar's play *Sirisampige* (1991), and S.R.Ekkundi's poetry, *Bakulada Hoovugalu* (1992), have won Central Sahitya Akademi Award.

For their over-all achievement the following writers received the State Sahitya Academy Award; Gangadhar Chittala, Aswatha, G.S.Shivarudrappa, S.R.Ekkundi, Ku. Shi. Haridasa Bhatta (1982), Vyasaraya Ballala, V.G.Bhatta, A.K. Ramanujan, D.Padmanabha Sharma, Hiremallur Eswaran (1983), De. Javaregowda, Channavira Kanavi, L.S.Seshagiri Rao, M.Chidananda Murthy, M.Akbar Ali (1984), H.Tipperudraswamy, Ha.Ma. Nayak, S.L. Bhyrappa, Ramachandra Sharma, M.Shantarasa, Smt. Kamala Hampana (1985), K.Venkataramanappa, Prabhushankara, P.Lankesh, Shankar Mokashi Punekar, B.D. Ganapathi (1986), U.R. Anantha Murthy, Shantinath Desai, K.Kushalappa Gowda, K. Poornachandra Tejaswi, Smt. Shantadevi Kanavi (1987), Yashvant Chittal, S. Anantanarayana, Chandrashekar Patil, C.P. Krishna Kumar, Smt. Vina Shanteswar (1988), R.Y. Dharwadkar, Chandrashekar Kambar, K.S. Nisar Ahmed, S.Narayana Shetty (Sujana), and Sri Krishna Alanahalli (1989), G.H. Nayak, Besagarahalli Ramanna, M.M. Kalburgi, Smt. Sarah Abubekar and Aravind Nadkarni (1990), Satyakama, G.S. Amur, Abdul Majeed Khan and Smt. B.T. Lalitha Nayak (1991), Kumara Venkanna, Giraddi Govindaraj, Chandrakanta Kusanoor, Smt. H.S. Parvati and P.V. Vajramatti (1992).

Pampa Prashasthi was awarded to Kuvempu for *Ramayana Darshanam* (1988); to Ti. Nam. Sri for *Bharatiya Kavya Mimamse* (1989); to Shivaram Karanth for *Mai Managala Suliyalli* (1990) and to S.S. Bhusanurmath for *Shoonya Sampadaneya Paramarshe* (1991).

State Sahitya Academy Prizes 1982-1992.

State Sahitya Academy also distributes annual awards for the best books of the year. The following writers were awarded the best book of year award in years begining with 1982, the names given in order from 1982 to 1992.

Poetry: K.S. Nisar Ahmed *(Anamika Anglaru)*, H.S. Shiva Prakash *(Malebidda Neladalli)*, H.SBhimannaGowder *(Nela Hidiyuva Modalu)*, H.S. Venkatesha Murthy *(Harigolu)*, V.G. Bhatta *(Rachaneyinda Visarjanege)*, Savita Nagabhushana *(Na Baruttene Kelu)*, Chi. Sarvamangala *(Ammana Gudda)*, Chandrashekar Patil *(Ardha Satyada Hudugi)*, Sa. Usha *(Nelada Hadu)*, S.R. Ekkundi *(Bakulada Hoovugalu)* and Ashok Settar *(Vishwavidyalayada Vachanalayada Olage, 1992)*.

Novels: Chandrashekar Kambar *(Singaravva Mattu Aramane)*, Sheshanarayana *(Beesu)*, Smt. Sarah Abubakar *(Chandragiriya Teeradalli)*, K.P. Poornachandra Tejaswi *(Chidmbara Rahaysya)*, S.L. Bhyrappa *(Sakshi)*, Manaja *(Maagi)*, Smt. M.P.Umadevi *(Badukalaarada Balavantaru)*, Ka. Ta. Chikkanna *(Munjaane)*, Yashvant Chittal *(Purushottama)*, Vyasarao Ninjur *(Chamundeswari Bhavana)* and K.Satyanarayana *(Gauri, 1992)*.

Short Stories: Jayanta Kaikini *(Teredashte Baagilu)*, Boluvar Mahamed Kunha *(Devarugala Rajyadalli)*, Mavinakere Ranganathan *(Ulidaddu Aakasha)*, Kalegowda Nagavara *(Alegalu)*, Bagalodi Devaraya *(Rudrappana Roudra Mattu Itara Kathegalu)*, M.N. Vyasa Rao *(Malebidda Neladalli)*; G.P. Basavaraju *(Raja Mattu Hakki)*, Jayanta Kaikini *(Dagadu Parabana Ashwamedha)*, Abdul Rashid *(Haalu Kudida Huduga)* Amaresh Nugadone *(Mannu Seritu Beeja)* and Mogalli Ganesh *(Buguri, 1992)*.

Plays: Parasanna *(Tadroopi)*, Gopal Vajpai *(Doddappa)*, B.V. Vykunta Raju *(Sannivesha)*, Chi. Srinivasa Raju *(Mooru Ekankagalu)*, V.G. Krishna Murthy *(Nripa Somashekhara)*, H.S. Shivaprakash *(Mahaa Chaitra)*, Prasanna *(Mahimaapura)*, Kyatanahalli Ramanna *(Halagaliya Bedaru)*, Chandrashekhara Kambar (Siri Sampige), Girish Karnad *(Tale Danda)*, T.N. Sitaram *(Nammolagobba Najookayya)* and Chandrakanta Kusanoor *(Bindi, 1992)*.

Research: M. Chidananda Murthy *(Poorna Sooryagrahana)*, Bhima Rao Chitaguppi *(Immadi Nagavarma)*, A.V.M. Navada *(Vivakshe)*, Sediyappu Krishna Bhatta *(Chandogati)*, Uppanagala Rama Bhatta *(Bhattaakalanka)*, Jyotsna Kamat *(Karnatakada Shikshana Parampare)*, T.V. Venkatachala Shastri *(Kannada Chando Vihara)*, De. Javaregowda *(Sthalanaama Vyasanga)* and M.B. Neginal *(Mailaralinga Khandoba, 1992)*.

Humanities: H.J. Ramayyangar *(Ramanuja Siddhanta Darpana)*, Shashidhara Vishwamitra *(Kadeya Chirate)*, B.V. Nagaraju *(Nayaka Saani)*, Sindagi Rajashekar *(Karnatakada Vaastu Shilpa Mattu Chitrakale)*, Pradhan Gurudat *(Bhashantara Kale)*, Smt. Anasuya V. Paragi *(Matrubhasha Tatva Mattu Bodhanaa Maarga)*, and B.V. Virabhadrappa *(Vedanta Regiment Mattu Itara Vychaarika Barahagalu)* and Niranjana Vanalli *(Suddiyashte Alla)* and also S. Chandra Shekhar *(Ambedkar Mattu Gandhi 1992)*.

Literary Criticism: S. Ananthanarayana *(Kavyaantaranga)*, S.Venkataram *(Dudiyuvara Dani Mattu Itara Lekhanagalu)*, G.H. Nayaka *(Nirapeksha)*, K.G. Nagarajappa *(Maru Chintane)*, T.P. Ashoka *(Sahitya Samparka)*, Rajendra Channi *(Adhyayana)*, G.S. Amur *(Artha Loka)*, K.V. Tirumalesh *(Sammukha)*, U.R. Anantha Murthy *(Poorvaapara)*, T.P. Ashoka *(Sahitya Sandarbha)* and B. Damodara Rao *(Ayaamagalu, 1992)*.

Collection of Essays: Ra.Ya. Dharwadkar *(Torida Chintanegalu)*, De. Javaregowda *(Tene)*, P.V. Shastri *(Himsegolagada Magu Mattitara Prabhandhagalu)*, Masti Venkatesha Iyengar *(Maatugara Ramanna)*, Ma.Su, Krishna Murthy *(Haadi Puraana)*, D.K. Rajendra *(Maatina Mallaru)*, K.Satyanarayana *(Namma Preetiya Cricket)*, Chandrashekhara Alur *(Nanu Olidante Haaduve)*, P.S. Ramanujam *(Preetiya Pradarshana Mattu Itara Prabhandhagalu)*, K.P. Poornachandra Tejasvi *(Parisarada Kathegalu)* and M.Gopalakrishna Adiga *(Prabandhagalu, 1992)*.

Travelogue: K. Anantha Ramu *(Sakkare Seeme)*, Ranjana Bhatta (*Kubera*

Raajyada Chitra-Vichitra), Smt. Anupama Niranjana *(Angaiyalli Euro-America)*, Pundikay Ganapaiah Bhat *(Europe Nenapugalu)*, H.L. Nagegowda *(Na Kanda Prapancha)*, Vyasaraya Ballala *(Nanobba Bharatiya Pravasi)*, K.P. Poornachandra Tejaswi *(Alemaariya Andaman Hagoo Mahanadi Nile)*, Krishnananda Kamat *(Bastar Pravaasa)* and Shamanta *(Girisneha, 1992)*.

Children's Literature : T.S. Nagaraja Shetty *(Navilu Gari)*, Smt. S.K. Ramaadevamma *(Russia Deshada Makkala Kathegalu)*, Na. De'Souza *(Belakinodane Bantu Nenapu)*, K. Chidananda *(Putaanigala Vijnana Padagalu)*, H.S. Venkatesha Murthy *(Agni Mukhi)*, V.G. Govindaraju *(Aakaashada Anchu)*, N.S. Lakshminarayana Bhatta *(Nandana)*, Chandragowda Kulakarni *(Benne Halla)*, and B. Boregowda *(Saahasi Makkalu 1992)*.

Popular Science: K. Timmaiah *(Santanotpatti: Shareera Kriyashastra)*, G.T. Narayana Rao *(Nakshatra Veekshane)*, Late B.G.L. Swamy *(Phalashruti)*, T.R. Anantaramu *(Himada Saamrajyadalli)*, M.Shivakumar *(Yantra Kathe)*, Nagesh Hegade *(Iruvudonde Bhoomi)*, S.G. Nagaloti Matha *(Anna Maargadalli Apaghaatagalu)*, Smt. Anupama Niranjana *(Cancer Jagattu)* and Smt. Yamuna Bai R. Rao, M.R.Raghavendra Rao *(Maanavana Midulu)* and K. Saroja *(Tayiya Halu, 1992)*.

Biography: Prabhushankara *(Beragu)*, Mallikarjun Mansoor *(Nanna Rasa Yatre)*, Babu Krishna Murthy *(Adamya)*, D.B. Basavegowda *(Naa Kanda Puttanna Kanagal)*, B.V. Kakkillaya *(Frederick Engels)*, V.S. Sampath Kumaracharaya *(Sadguru Tyagarajaru)*, B.P. Radhakrishna *(Raman)*, M.V. Sitaramaiah *(Pratimaa Griha)* and M.R. Ramaiah *(Helen Keller)*.

Humanities: Kanthi Rao *(Makkalu Mattu Kaanoonu)*, D.S. Jayappa Gowda *(Karnatakada Kadalaacheya Samparka)*, H.V. Nagesh and A.V Punit *(Bharatadalli Raita Horaatagalu)*, V.S. Narayana Rao *(Bharatada Swaatantrya Sangraama)*, Abdul Rehman Pasha *(Cinema Mattu Prekshaka)*, S.R. Ramaswamy *(Shatamaanada Tiruvinalli Bharata)*, G.T. Narayana Rao *(Vyjnaanika Manodharma)*, N.P. Shankaranarayana Rao *(Swatantrya Gangeya Saavira Toregalu)* and Nisar Ahamed K.S. *(Hiriyaru Harasida Heddari, 1992)*.

Translations of Creative Works: Pa.Sha. Srinivas *(Tirukkural)*, Siddalinga Pattanashetty *(Anji)*, M.Dastagir *(Bahale Tadamaadidi)*, S.Diwakar *(Kathaa Jagattu)*, H.S. Sujata *(Seeteya Bhavishya)*, K.V. Subbanna *(Setzuvan Nagarada Saadhvi)*, H.S. Shivaprakash *(King Lear)*, Siddalinga Pattanashetty *(Mohan Rakeshara Mooru Natakagalu)*, N.S. Lakshminarayana Bhatta *(Chinnada Hakki)* Sha. Balu Rao *(Anna Ahmatova: Raquivan Mattitara Mooru Kavitegalu)* and Saraswati Risbud *(Stree-Purusha, 1992)* and N. Balasubrahmanyam *(Aunnatya Vichara Charche, 1992)*.

Non-Creative Translations: K.V. Subbanna *(Rangadalli Antaranga)*, Ravi Belegere *(Vivaaha)*, Adya Rangacharya *(Natya Shastra)*, H.S. Srimati *(Jenu Mattu Maanava)*, Hasan Nayim Surakod *(Jaati Paddhati)*, C.P. Krishna Kumar *(Prema Tatva)*, Ma.Su. Krishna Murthy *(Komala Gaandhara)*, B.V. Kakkillaya *(Pracheena Bharatada Bhoutikavaada)*, A.S. Venugopala Rao *(Sri Ramana Maharshigalodane Matu Kathe)* and D.K. Shamasundara Rao *(Himalayada Mahatmara Sannidhiyalli)*.

Best Editing (from 1984): Y.C. Bhanumati *(Sahyadri Khanda)*, B.S. Sannaih and Ramegowda *(Sahasa Bhima Vijayam)*, M.V. Sitaramaiah *(Sri Krishna Baalaleele)*, G.Venkatasubbaiah *(Muddana Bhandaara)*, B.S. Sannaih and Ramegowda *(Ajita Tirthankara Puraanam)*, M.M. Kalburgi *(Chennabasavannanavara Shatstala Vachana Maha Samputa)*, S.S. Kotina *(Nagarasakrita Kannada Bhagavadgeeta)* and B.V. Shirur *(Ratna Karandakada Kathegalu, 1992)*. From 1987 prizes were awarded for the following:

Books on Humour (from 1987): Y.N. Krishnamurthy *(Padya Istu Light Aadare Hege Swamy)*, Bhuvaneshwari Hegade *(Nakku Haguraagi)*, B.S. Chandrashekar *(Maduveya Udugore)*, Langoolacharya *(Vakra Drishti)*, M.Shivakumar (Madhuchandra) and Narasimhamurthy M.S. *(Vargavargi, 1992)*.

And from 1985, one creative work and another non-creative work were chosen for top award as over-all best books of the year.

Poornachandra Tejeswi's novel, *Chidambara Rahasya* and K. Kushalappa Gowda's *Kannada Bhaashavaloakana* (1985); K.V. Tirumalesha's Poetry collection *Avadhe* and Mahadeva Banakar's *Aanglara Aadalitadalli Kannada* (1986); T.S. Shama Rao's autobiographical work *Mooru Talemaaru* and T.V. Vekatachala Shastri's *Kannada Chitra Kavya* (1987); P.T. Narasimhachar's *Hari Charite* and M.M. Kalburgi's *Maarga-2* (1988); Girish Karnad's play *Nagamandala* and S. Vidyashankar's *Vachanaanusheelana* (1989); P. Lankesh's short story collection *Kallu Karaguva Samaya Mattu Itara Kathegalu* and A.N. Murthy Rao's autobiography *Sanjegannina Hinnota* (1990), Poornachandra Tejaswi's *Kiragoorina Gayyaligalu*, K.S. Nisar Ahamed's collection of essays *Manadondige Matukathe* (1991) and Boluvaru Mohammad Kunha's *Akashakke Neeli Pharade* and Dr. H. Narismaiah's *Tereda Mana* (1992).

FOLKLORE*

Add to part II, page No.920:

In Karnataka most of the studies in Folklore between 1981 and 1992 relate to various forms of folk literature, songs, narrative poems, ballads, tales, riddles, proverbs, nursery rhymes as well as several performing arts. There has been a reasonable collection of these with analytic approach. It can be seen that in this decade study and analysis have been accorded more weight as compared to the collection and editing of the available material. Besides, more and more scholars seem to have engaged themselves in this study.

**Contributed by Dr. Ambalike Hiriyanna from Mysore*

Folk Poetry

We find several collection of folk poems edited since 1981. Krishna Murthy Hanur's *Kattala Dari Dura* (1981) is one significant work, a collection of narrative songs mostly on women. It has stories of sacrifices of several devoted and dedicated women, with interviews with the narrators. Chandrashekar Kambar's two collections, *Bandire Nanna Jadiyolage* and *Muttu Muttina Twata* together with some of his friends are to be noted. The songs in the former collection have a mythical base with colourful narration. They have got a characteristic motif myth as well as historical outlook in their background. The latter collection incorporates some songs in honour of the village deities and other gods and goddesses. *Kolata* songs, grinding songs, marriage songs, family songs, narrative songs, and a host of others find their place in this collection.

Vaddagere Nagamma, a narrative poem in *tripadis* depicting about the self-sacrifice of a woman has been edited by Vyjayanti Mala. Erobi, Hiridimmavva, Nagavva, Lakkavva and the couple of other tragic heroines are already there, with whom Vaddagere Nagamma will also find a place. H.M. Maheshwaraiah and A.Murigeppa have brought out *Dombara Madalse Padagalu* in which they had introduced one of the importance festivals of Domba Community of Malnad region. Yennegere R. Siddaramaiah's *Ennegereya Janapada Geetegalu,* though small is a useful collection for study, with its useful puberty songs, marriage songs etc.

B. Siddagangaiah Kambalu's *Chandulla Makkala Ombattu Kodusami* folk songs collection looks to be important because of its classified presentation. The work has rendered itself more valuable with its introduction as well as interveiws and discussion on infertility in a woman. M.B. Nalini's *Kadu Mallige* has some rare ballads of Tirthahalli side of Malnad, with thier regional colour. *Chinnada Kadarhange Salahisi* is another collection giving out the various facts of Folklife of Kota in Dakshina Kannada district.

N.R. Nayak's *Helutevo Gumte Padanava* and *Kusaytu Namma Komarage* attract students of Folklore. The former contains Gummate songs of the Halakki Vokkaligas in and around Ankola, Kumta, and Honnavar. These songs have been classified for a convenient study into songs of praise, mythological episodes, historical episodes. The latter work contains several marriage songs prevalent among Nadavas, Havyakas, Namadharis, Gamokkaligaru, Tengina Deevaru, Ambigas, Harakantra, Halakki Vokkaligaru etc. The work is also important from the point of view of the study of prevailing dialects.

B.B. Hendi and others have brought out a compilation Haradesi Nagesi which contains together with the songs of Haradesi Nagesi tradition a few other ballads too. Ballads of Bijapur, Belgaum and Gulbarga Districts have been incorporated here. Channanna Walikar's (1983) *Gulbarga Jilleya Moharam Padagalu* belongs to a specific category of Kannada Folk poetry. These songs are also called Karbala songs or Alavi songs. This collection sheds much light on the Hindu-Muslim

harmony. *Christara Janapada Geethegalu* compiled by B.S. Talwadi is a study of admixture of cultures. The texture of the Christian folksongs has got something significant to note which is probably not found in the Muslim folksongs. However, the Christian folk songs are surprisingly a combined flow of the Kaveri and the Thames. They also points to the fact how folk literature develops as a hybrid variety. Bairamangala Rame Gowda's *Tilida Maadu Haadara* is another compilation which deserves our attention. This collection has in it 23 folksongs taken form the rural belt of Bangalore and Belgaum District. Except a ballad attributed to Savalagi Shivalinga Mahayogi, all other songs in this collection reflect the day-to-day life of our village folk including Kalgi Tura Songs. B.B. Biradar's *Bettale Holi Hadugalu* is probably another addition to Kannada porno literature, but the poetic qualities of these songs are commendable.

B.S. Saroja's *Sampradayada Geethegalu* (1984), a collection with 34 songs popular among the Brahmin community connected with rituals and customs. It is significant here that the compiler has come out with a comparison of marriage songs of Brahmins and Non-Brahmins. Mylahalli Revanna's collection *Chitradurga Suttina Janapada Kavyagalu* contains a few long narrative songs with distinct poetic quality. Kalingaraya, Gunasagari, Yoginaranda, Bhumige Gowramma Ilidaalaaga, Shanayya, Arjunaraya, Draupadi and Subhadra are the songs in this collection.

T.S. Rajappa, N.R. Nayak and T.Keshava Bhatta have brought out their collections in 1986 which deserve a mention. Rajappa's *Ballari Jilleya Janapada Geethegalu* contains *tripadis,* songs, nursery rhymes and narrative songs, with various tunes and lyrical quality. N.R. Nayak's *Suggiya Padagalu* is divided into ten parts with 59 songs in it dealing with harvesting. T. Keshava Bhatta's *Havyakara Shobhanegalu* tells us about the good heartedness and customs of the Havyakas. The compilation has been classified into four parts and the in-depth study of the compiler above the subject is laudable.

N.R. Nayak brought out his collection *Tulasi Timmapparaya* (1987) containing songs on Tulasi. In the same year Krishnamurthy Hanur got his *Janapada Veeragethegalu* published, containing heroic songs sung by Myasa Beda's, Kunchitigas and Harijans. The years 1988, 1989 and 1990 did not see any significant collection of Folksongs. In 1991 Gayathri Navada's *Chittara Bareda Baduku,* a collection important from the point of view of sociological side of folklore studies came out. It is like a still photographic album of a beautiful life. It portrays the life of a woman with her traditional songs in the background.

Folk Tales

Prose tales collections published during the period are undoubtedly significant. Jeenahalli Siddalingappa's *Kathe Kele Gubaladi* (1981) contains seventeen tales with regional flavour taken from villages in and around Jeenahalli and Honnali of Shimoga District. M.A. Jayachandra's *Samsari Hecho Sanyasi*

Hecho contains 45 tales collectd from 28 narrators. The Narrators are from different regions and hence we can see variations in the use of language in Jayachandra's collection. The collector here has brought to light how the elements of folktales inspire elite literature, and he has compared tales of *Panchatantra, Vaddaradhane* and so on with the tales of his collection. Kuruva Basavaraju's *Gulaganji Madevi* published during the same year is a collection of 14 folktales from around Honnali Taluk, together with some variations of the tales already published. The supernatural and romantic tales of of Basavaraju's collection do have several *motifs* which have lengthened the story line considerably. This work helps to know the varieties in tales prevailing in a single region. Shanti Nayaka's *Uttara Kannadada Havyakara Janapada Kathegalu* is rich with 63 tales attracting children as most of them were collected by boys and girls below 15. The work abounds in tales pertaining to animals and birds as well as elder sisters and younger sisters.

Sudhakara's *Shivagange Suttina Janapada Kathegalu* is an important collection of Folk tales published in 1982. The tales being from the villages of Nelamangala and Magadi Taluks. The collector has classified his tales into five categories depending on the content, *motif* etc., and also highlighted the narrators. Basavaraj Nellisara's *Hatamaari Hennu Mattu Itara Janapada Kathegalu* contain thirty two tales collected in and around Chitradurga and Shimoga Districts. The work has taken care to help us know the flavours of the regional language and the cultural levels of the local people. The other important collection both from the point of view of volume and quality published this year is *Talagavadi Mallavva Helida Parasangagalu* of Kashi Puttasomaradhya, containing 25 folktales and the compiler has to be commended for his retaining niceties of the spoken language.

Till 1966, the faculty of folklore did not enjoy the status of a discipline. Later the study of folklore became scientific. L.R. Heggade's *Malenada Seragina Kathegalu* published in 1983 contains 15 tales of which ten are from professional singers, but the compiler has recorded the tales in prose form instead of identifying the poetic subtlities and thus many elements are probably lost. Similarly we have the other collection by G. Vishweswarappa, *Chitradurga Jilleya Janapada Kathegalu* (1983) which has come as a result of the narration through a profesional singer. It contains complex tales of Davanagere and surrounding area. Each of these stories has its own flavour of Chitradurga District with all its language varieties and attractive presentation. As all these tales contain names to their characters, they undoubtedly have a professional singing base. Shanti Nayak's *Kagakka Gubbakka* is one of the folktale collection published after 1983 which attract our attention. The compiler has successfully attempted to retain the subtlities of language of particular communities and the particular dialects is used for narration. Mallikarjuna's *Kalamarahalliya Kathegalu* published during 1986 gives out materials for a geographical study too. This distinctive work establishes good relations with the narrator. This is the first of its kind in the field of collection of Kannada folk tales. After 1986 we find some popular editions of folktales, but not collection deserving scholarly attention was published.

Riddles and Proverbs

During 1981 to 1992 we also find collection of riddles and proverbs, and four riddle collections published during 1981 deserve to be mentioned here. Veeranna Rajur and B.B. Biradar have brought out their *Janapada Janme* with 196 riddles including one folk arithmetic problems which are worth studying. This collection is the first of its kind and contains varieties of sums, vouching for the genius of our common folk. The folk arithmetic here is as varied as the folklife and verily reflects our folk culture. Many riddles are very sharp and delight the reader and also make him think. Jambunatha Kanchyani's *Hasara Gidada Myala Mosara Challeda* is another collection of riddles, from the north Karnataka region itself. The classification here seems to be a little short of a systematic approach. The flavour of the spoken language here delights the reader. Jeenahalli Siddalingappa's *Janapada Janaganita Mattu Bhasha Chamatkara* is another good collection, and folk arithmetic is not different from the conventional arithmetic can be seen from this. It also contains the process of addition, subtraction, multiplication, division and so on. *Odapu* is another variety of riddle we come across in such folk expressions. The skill in rhyming is one important attraction in these *odapus*. Among the notable collection of such riddles is Shankarananda Uttasara's *Janapada Odapugalu* contain rhyming riddles from the Bijapur district. The collection is enriched with the colour of the regional language imbibing its novelty. We find several faces of our folk mind in these riddles. M.N. Walis *Sirigannada Odapugalu* is abundant with more than 500 *odapus* collected from the Bijapur and Belgaum area. Wali has given out an analysis of these riddles which are used during marriages and some festivals.

In 1982 Shanti Nayaka's *Jane Kannadava Tilidhele* came out with its 458 riddles. Shanti Nayak's preface to the work is a systematic study in enhancing the vlaue of her compilation. Jeenahalli Siddalingappa's *Janapada Ankaganita Jnana Chamatkara* (1987) is another work bringing out the genius and skill of our folk fraternity. In a way our folk arithmetic might be the basis of our conventional mathematics too and it is commendable that our folk have maintained such wonderful things in their oral traditions. Kuruva Basavaraju's *Janapada Ogatu Kathegalu* (1989) is a rare type of work opening some new areas for folklorists desiring to explore new things. The items of the collection are variegated and have riddles as well as minitales. *Jambu Nerlannu Jaggi Biddave* (1992) is an ambitious work of Mylahalli Revanna. Some of the riddles the compiler has explored also seem to have appeared in some other collections. However it is significant that many new riddles have found place in this volume.

There have been a few collection of proverbs. B. Krishnappa Reddy in his *Gramina Gadegalu* (1981) however, has given at least 1224 proverbs which were not collected in the earlier works of this *genre* and these proverbs are bright and natural with their smell of the earth and the appendices given at the end are really useful. Sannarama brought out in 1982 his *Lambani Gadegalu* with

Kannada translation, containing more than 200 of their proverbs. These proverbs reflect the customs and way of life of the Lambanis, as is useful for students of folklore and linguistics. H.M. Ramaradhya's *Kannada Gadegala Mahakosha* (1982) has 10,653 proverbs in its first volume. Ramaradhya's work occupies an important place in Kannada folklore because of its expanse in coverage and seriousness of approach. P.K. Rajashekara's *Bhumi Tukada Maatu* published in 1991 is a treasure of 1501 proverbs which are genuine and very much close to the earth in their freshness. Rajashekara's work is a good reference in the field because of its sociological and linguistic reasons. Shrikrishna Bhat Arthikaje's *Havyaka Gadegalu* confines itself mostly to the proverbs used by the Havyaka community of Dakshina Kannada and Kasaragod.

1981-1992 saw nearly a dozen of nursery rhymes collections also. However, of these K. Sreekanta Kudige's and Bore Gowda Chikkamarali's collections attract our attention. Kudige's *Janapada Shishuprasagalu* (1981) contains nursery rhymes collected from Shimoga, Chitradurga and Chikmagalur Districts. Bore Gowda Chikkamarali's *Gramantara Shishu Prasagalu* (1983) gives out several new nursery rhymes denoting that folk creations in this field is not stagnant but a continuing process. We see that in these Nursery rhymes anything is made possible to make up the rhyming patterns. Even science and civilization find their place. Lot of potentials seem to be prevailing in this form of oral literature. Nursery rhymes attract us both from the point of view of their captivating content and their external adornment.

Research

Compared to the 1960s and 1970s the present decade looks to be more purposeful from the point of view of studies and research in the field of performing arts and non-literary forms of folklore. The betterment is both from the points of quality and quantity. The present decade is foreseeing more emphasis given to an in-depth study of folklore rather than mere collection. Our scholars and those interested in folklore are now concentrating towards a serious study, analysis and research. As a result of this new trend many useful studies have come to light thus making the study of Folklore more significant than ever. Ramegowda's *Janapada Samshodhane* (1981) contains fourteen research articles on the subject. The author has tried to comprehend, analyse and interpret Kannada Folklore on a theoretical base. C P K's *Janapada Sahitya Praveshike* (1981) is a small book giving out the nature of folksongs, narrative poems, ballads, proverbs, riddles, and tales in a nutshell. J.S. Paramashivaiah's *Janapada Ondu Adhyayana* (1981) contains seven lectures on folklore attracting the attention of the reader towards the nature and theories on the subject. N. Tapaswikumar's *Janapada Adhyayanada Samkshiptha Itihasa* (1981) makes a breif survey of Kannada Folklore Studies hitherto. Naturally his work confines itself to the available material in a historic perspective. Tapaswikumar has also given us some details about the word Folklore and word Folklorist.

Basavaraj Akalwadi's *Janapadadalli Malerayana Munisu* deals with the worship of rain God in all countries in which agriculture is predominant. There are several customs which were known to influence a good rainfall. Besides, whenever there would be destructive downpour there are customs of abusing rain God. Akalavadi has collected thirteen such customs prevalent in various parts of Karnataka pertaining to the worship of rain God. Such works are of help to scholars who study about customs pertaining to agriculture. M.G. Biradar's *Janapada Samalokana* is a collection of five research articles. These articles discuss several items related to folk literature and culture. The author's view is not just emotional in nature; he just does not want to make exaggerated remarks; but we find rational and objective approach. S.K. Ramachandra Rao's *Bharatiya Devalayagala Janapada Mula* is a work which deals about the folk background embedded in our temples. This approach is not generally common for people who visit temples. The author has successfully come out with several details about gods and goddesses, traditions and customs pertaining to Indian temples. Srikrishna Bhat's *Janapada Jeevana* (1981) analyses several Havyaka songs. It is no less than a spectrum of Havyaka love and life, prayer to God, nature, mother and nursery songs are some of the essays noteable in the book. Basavaraj Nellisara's *Asadi Vrittigayakaru* is another remarkable study in the field. It contains details on the professional singers called Asadis, their customs, their poems and their characteristics and their holy place of Antaragattama.

Three titles of 1982 attract out attention. Karnataka Janapada Samikshe edited by J.S. Paramashivaiah is a source book which helps the reader to know about the importance of several adjoining areas of Folklore. N.R. Nayaka's *Kannada Bayalata Parampare* (1982) is another siginificant work attracting our study. It deals about Yakshagana and Bayalata. It also gives out a retrospect of the studies made in the field till date. D.K. Rajendra's *Janapada Sampada* (1982) is a collection of essays on folk arts and folk literature, encompassing several facts of Kannada life and lore. Devendra Kumara Hakari's *Janapadada Mulabhuta Tatvagalu* (1983) discusses the fundamental aspects of folklore. It also gives out the relation of Folklore with other fields of knowledge, fieldwork, the relation borne between anthropology, language and literature, religion and culture and so on. Jeenahalli Siddalingappa's *Janapada Samyojane* published in the same year has got ample material which needed analysis. But the very freshness of the contents attracts us. Shanti Nayaka's *Janapada Sudha Sanchaya* (1983) consists of 12 articles on folklore written in a popular style. The details given on rainfal and agriculture, Bedrunde dance, drinks, sports, death rituals etc., are useful. Sudhakara's *Janapada Mattu Kalaberaketana* comes out perhaps for the first time with the details of something like a corruption or adulteration in the field of study of folklore. The author critically analysis the trend with examples. Panditaradhya's *Mukta* contains three essays, and is a good reference for aspirants of a scientific approach in the field. Amrita Someshwara's *Tulu Baduku: Kelavu Mukhagalu* gives a critical survey of some facets of Tulu Folklore.

Ambalike Hiriyanna's *Janapada: Kelavu Vicharagalu* (1984), in the words of Kalegowda Nagavara, is a work widely applauded by the readers to know about various aspects of Folklore.

Janapada Kalavihara (1984) a collection of ten articles by J.S. Paramashivaiah tells us about the various folk arts prevailing around us. It is a product of Paramashivaiah's outstanding scholarship, dedication and experience. These help readers who pursue their studies in the field of folk dance, folk dramas and folk music. Ramachandre Gowda's *Janapada Vyatki Mattu Vichara* gives out details about four important Folklorists and men of letters (Kuvempu, Karanth, Kambar and Jeeshampa). Two other sections of Gowda's book gives a thorough analysis of a number of aspects of folklore.

The year 1985 is a great milestone in the history of Kannada Folklore studies. *Janapada Vishwakosa* (two volumes) came out with Chandrashekara Kambara as its editor this year. The work primarily intends to treat items of Folklore in their cultural context. These volumes bear an emphasis on the religious aspects of Kannada land and people. This stupendous work together with dealing about our cultural context introduces us to several cultures of the world. Kyathananahalli Ramanna's *Kontipuje Ondu Adhyayana* (1985) deals about a religious ritual Kontipuje practised in our agricultural context. Hampana's *Karnataka Jatregalu* contains details about the fairs of Karnataka the historical development of the term *jatre,* with a number of illustrations. The same author's *Akasha Janapada* for the first time gives many interesting and useful informations scattered here and there on the subject. B.A. Viveka Rai's *Anvayika Janapada* (1985) is a work on applied folklore and examines several aspects on a practical basis. His work is really an outstanding one to pave way for a further study in the field. K. Chinnappa Gowda's *Jalata* (1985) details out several rituals and practices of *jalata.* Kyathanahalli Ramanna's *Janapada Vihara* (Vol.2) contains eight articles dealing about riddles, sacrifices, taboos, animal folklore, *Bhutera Padagalu, Hosakki Habba* of the Kodavas etc. Ambalike Hiriyanna's *Janapada Parishodhana* (1985) contains ten articles on different aspects of folklore scientifically treated, analysed and evaluated. Skylore, sun, the rain rituals of Karnataka, Mudalapaya, string puppets and Kodava folklore are some of the valuable writings in this collection. The other siginificant book *Karnatakaandhra Yakshagana Samikshe* (1985) is written by R.V.S. Sundaram, who has attempted a comparative study of the art as in Karnataka and Andhra. D. Javare Gowda's *Janapada Vahini* (1986) contains thirteen articles, pointing out the common psychological integrity of the mankind irrespective of nationalities and helps to know about the imaginative genius of our ancient culture. Ambalike Hiriyanna's *Janapada Vivakshe* consists of six articles on theoritical studies of Folklore, with an inter-disciplinary approach. D.K. Rajendra's *Muraavu* (1986 brings out several details about folk theatre, witchcraft, peasant lore etc.

A.V. Navada and Subhaschandra brought out Peter J. Clauss' work in translation titled *Tuluva Darshana* (1987) and the seven original essays stand as solid examples of an in-depth study and a thorough analysis of the author. Lakshman Telgavi's *Janapada Vira Sahitya: Charitrika Vivechane* (1987) also emphasises the imprtance of treating folklore materials as an inter-disciplinary study. H.S. Ramachandre Gowda's *Janapada Antaranga* (1987) draws our attention with interesting articles on *gamaka,* and other singing systems of *bayalata,* literary compositions in *bayalata,* history of Folklore and so on. N.R. Nayaka's *Janapadameluku,* Jayalakshmi Seetapur's *Aidu Janapada Prabandhagalu* and Naguvanahalli Ratna's *Janapada Sopana* introduce several aspects of Kannada Folklore and confine mostly to the regions of the writers. The other two notable works published in 1987, are Veeranna Dande's *Kalaburgi Jilleya Janapada Kathegala Madari Suchi* and Ambalike Hiriyanna's *Janapada Veekshane.* Dande's book is bibliographical in nature and deals about the *motifs* and classification of folktales of Gulbarga District.

Attempts have been made to take Folklore Studies beyond fieldwork and data collection. T.S. Sathyanath's *Kannada Janapada: Kelavu Mukhagalu* (1988) tries to take our study of Folklore beyond this routine. Sathyanath's treatment of the subject cannot miss anybody's attention. Lakshman Telgavi's *'Seventy Seven Palegars'* (1988) highlights the numerals and classifies them into *motif,* based on history. T.N. Shankaranarayana in his *Konda Hayuva Sampradaya* gives a good account of this tradition prevailing in several parts of Karnataka from different points of view. Purushottama Bilimale's *Karavali Janapada* (1990) is a serious attempt to interpret and analyse Kannada folklore in the context of Kannada culture. Aravinda Malagatti's *Janapada Shodha* (1990) contains original thoughts, and *Tuluvara Atikalanja* and *Marikamba* are two of the subjects discussed in the book.

We see that the study of Folklore with respect to a village, a community or a language is prevailing since a long time. However the number of such studies seems to be very much limited. Though there are poineering works like *Pattole Palame* and *Huttida Halli* , yet our scholars do not seem to have continued this tradition. Channanna Walikar's *Ondu Gramada Janapadiya Adhyayana* (1991) is one such novel work centering around a village. We can also see a research minded explorer here. We also find several new things with respect to our culture in Walikar's book. C.S. Ramachandra's *Sanketi Janangada Samskriti Mattu Bhashe* (1991) is an extensive study of the Sanketi Community. The book has been more valuable with the additions of several songs. It is totally a cultural handbook of the Sanketi Community.

Several attempts though rarely could be seen of treating Kannada Folklore as an inter-disciplinary study in the framework of global theories. H.M. Maheswaraih's *Janapada Samvahana* (1991) contains nine articles of Folklore and communication.The author has attempted to see folk communication, language and the media of communication together with the inter-relation among them in the light of scientific points of view. Ambalike Hiriyanna's *Saiddhantika*

Janapada (1992) is very useful attempt in the direction of studying Kannada folklore in global perspective and the theories, also presenting trends in Folklore theories and methods. Hundreds of manuscripts on Yakshagana have come to light during the period under survey. They are being studied and analysed. Shivananda Gubbannavar's *Ramanjaneya Kalaga* (1981) is a good attempt. Mudenur Sanganna's *Chitrapata Ramayana* published in 1985 is a manuscript used in Mudalapaya Bayalata, and the story stands as a remarkable example of the originality and imagination of our folk poems. N.R. Nayakas *Kannada Bayalata Parampare* (1982) is a research work on Yakshagana. M. Prabhakara Joshi's (1984) *Jagara* is a similar work and discusses Tala Maddale performance also comprahensively. H.K. Ramanatha's *Kannada Rangabhumiya Vikasa* (1990) in its second part discusses in detail folk theatre. M.G. Biradara and others have joined together to bring out a condensed edition of *Doddata Yayati,* which is prevalent throughout Belgaum District. Veeranna Dande's *Bidi Bayalatagalu* (1986) contains articles of research interest. Before the availability of theatrical facilities streets themselves were the platforms for short Bayalata perforances, he delineates.Another important work is N.S. Timme Gowda's *Tumakuru Jilleya Janapada Nambikegalu* (1981), discussing many folk beliefs classifying them subject wise. M. Chidanada Murthy's *Poorna Suryagrahana* (1982) is a very useful study on sun-lore, with fine theoretical expositions.

The period 1981-1992 saw a number of Ph.D theses published on various aspects of Folklore. K.R. Sandhya Reddy's *Kannada Janapada Kathegalu* (1982) discusses folktales published till 1976. N. Tapaswikumar has made a detailed study about the cultural aspects of Kannada Folk literature in his thesis *Kannada Janapada Gitegala Samskritika Adhyayana* T.N. Shankaranarayan's *Kadugollara Sampradayagalu Mattu Nambikegalu* is a cultural study of the Kadu Golla Tribe, based on the anthropoligical aspects and he has brought out the inter-relation between anthropology and folklore.

N.R. Nayaka's *Karavara Jilleya Janapada Geethegalu* (1982) deals about the life and lore of the district. Basavaraja Malasetty's *Uttara Karanatakada Bayalatagalu* published in 1983 is devoted to Folk theatre research, presenting a vivid picture types of Bayalatas of North Karnataka. Devendra Kumara Hakari in his *Janapada Samajika Kathana Gitegalalli Dukhanta Nirupane* (1985) has given a broad based approach to social narrative poems and tried to find out the nature of pathos and tragic elements in those songs and life values of our village folk.

B.A. Viveka Rai's *Tulu Janapada Sahitya* (1985) is another significant work both from the point of view of quality and bulk. It is an honest attempt to know about the intricacies of the cultural life of Tulunadu. *Jaina Janapada Sahitya Sampadane Mattu Adhyayana*

a research work discussing in detail the influence of the cult on life and literature of South Kanara. P.K. Khandoba's *Karnatakada Lambanigalu: Ondu Adhyayana* (1991) details out the tribal aspects of Lambani life and culture. *Srikrishna Parijata* of Srirama Ittannavar is an important study of the*BayalataParijata,* and the work is different from his predecessors in the sense that the he has attempted to clear many doubts and differences pertaining to the theme. T. Govindaraju's *Channadevi Agrahara: Ondu Janapadiya Adhyayana* (1992) is a Ph.D thesis standing as a witness to elaborate fieldwork and intense study, trying to present a villages contribution to the totality of culture of our land. *Janapada Sampada* a felicitation to Prof. M.S. Sunkapur (1982) contains at least 20 articles in the volume directly dealing with varieties of folklore of Karnataka. *Gaurava* is S.S. Bhusanuramath felicitation volume (1986) edited by B.V. Sirur containing essays on Doddata, Sannata, Yakshagana, Dundume, Bolle literature etc.

In 1991, *Janapada Sambhavane,* J.S. Paramashivaiah's felicitation volume edited by D.K. Rajendra and N. Giri Gowda came out. The volume contains 26 scholarly articles on folklore.

The Karnataka Floklore and Yakshagana Academy, Karnataka Janapada Trust (started by H.L. Nagegowda, now housed in spacious site near Ramanagaram), the Regional Resources Centre for Folk Performing Arts, Udupi are some of the institutions that deserve special mention for their services. Udupi's RRC opened in 1982 has secured financial assistance form the Ford Foundation and aims at bringing together folklorists of India and foreign countries. During 1987-88 the centre under its auspices conducted four international workshops under the guidance of American scholars. The Janapada Trust has opened Janapada Loka, a folk museum at its new site and holds a variety of folk art activities including a competition on kite flying. It is an ambitious venture.

Karnataka University has been conducting All-Karnataka folklore conferences since 1973 and has been publishing the papers presented at the conferences, Similarly B.R. Project (the present Kuvempu University) post-graduate centre of the University of Mysore had been conducting seminars since 1982, some of which have given due emphasis to Kannada Folklore. *Malenadu Janapada* is one such publication (1982) and *Vishishta Janapada* (1984) are collections of their proceedings. *Dravida Janapada* (1985) edited by T.N. Shankaranarayana discusses how people belonging to some geographical area, speaking different languages share similar folk background.

Seminars and publications of Kannada Sahitya Parishat as well as Folklore and Yakshagana Academy come out with recent trends about Karnataka Folklore. In 1990, Mangalore University in collaboration with Janapada and Yakshagana Academy organised a seminar on Folk games. The Janapada and Yakshagana Academy conducted seminars in collaboration with Bangalore University in 1990, and with Karnataka University on backgrounds of scientific study in Folklore and modern mass communication.

Janapada Gangotri of the Karnataka Janapada and Yakshagana Academy, *Janapada Jagattu* of the Karnataka Janapada Trust, *Prabhuddha Karnataka* and *Manavika Karnataka* of the Mysore University, *Karnataka Bharati* of the Karnataka University, *Sadhane* of the Bangalore University, *Kavi Marga* edited by Veeranna Dande have articles on folklore, the first two dealing exclusively with Folklore.

Add to Part II, Page No.967:

JOURNALISM*

The national scenerio that the mass media encountered at the beginning of eighties was the period of censorhsip of the National Emergency days and easing of the suffocating atmosphere. Journalism in particular had to live down its ignomy of buckling down during emergency. In our long struggle for independence, newspapers had played a notable role and after achieving independence had lowered its guard about how our hard won freedom was being squandered in petty self-seeking.

Another important circumstance that determined the role of the press was the need for effective opposition due to the one-party rule for long in the country. There was thus a clear historical duty on the part of the press to aid the opposition by aligning itself with it. There is thus a streak of adversarial stance in the attitude of the press towards the establishment even during the normal times. The National Emergency brought to light such stark reatilies of public life that no press could miss.

Against this background it would be worthwhile to view the affairs of the press, in particular the Kannada press, that reach the masses in a big way during the decade of the eighties. Perhaps one of the most important magazines that caught the spirit of this prevailing mood and was successful in expressing it sharply without any adornment was *Lankesh Patrike* (1980). Not that there were no such attempts before. Seshappa's *Kidi* had heralded the trial in being a completely viewspaper and in exposing the inside stories. *Kidi* also dispensed with advertisement But *Kidi* was mostly Sheshappa's one-man show, devoted almost entirely to politics. Though Lankesh followed him, he is both different and organised. There have been a number of other magazines of many varieties reflecting varied needs and moods of the public. In spite of the inordinate raise in the costs of the newsprint and printing materials, it is amazing to see the impressive growth of magazine journalism in the decade.

Apart from maverick magazines, there came up some conventional magazines of importance, both instructive and entertaining besides being informative. In this category *Taranga* weekly may be mentioned. Published by the Pais of Manipal, it is edited by an experienced journalist Santhosh Kumar Gulvadi. That it has gained a respectable circulation and appeal reflects both on its production

The firest ten paragraphs are contributed by N.S. Seetharama Shastry, Bangalore

values and the refined taste of Kannadiga readers. It may be mentioned in this context that the bulk of Kannada readers would like to be regarded as intelligent and respectable middle class. That has been the tradition of Kannada journalism. Vykuntaraju's *Vara Patrike* became moderately successful with its simple straight and sober handling of public issues. He is also editing a popular monthly magazine *Raju Patrike*. V.N. Subba Rao's *Navu-Neevu* was indeed a laudable effort what with its competent production values and efficient editorial output. But it had a very short life. There is no doubt that a very large output of magazines in the decade is mainly due to the technological changes in printing. Photo-composing has been a cheaper device if one is to print more copies, eg. more than 5,000.

Two other commendable journalistic attempts were *Suddi Sangathi* of Indudhara Honapura and a small circle of friends and *Sanketha* (fortnightly) of I.K.Jagirdar and M.B. Singh. Each in its own way was a laudable endeavour to project the public issues. While Honnapura's was limited in outlook and appeal, Jagirdar's was comprehensive and competent. The former and a distinct local appeal but the latter was all inclusive but it is a pity both could not become successful. As journalistic ventures they were significant and even commendable. In passing others that be mentioned for their enthusiasm and professional perspicacity were *Manvantara* of Ashoka Babu, *Varada Rajakiya* of Chandrashekar Tawdur, *Mardani* of Janagere Venkataramaiah, *Abhimani* of T. Venkatesh etc. They had taste of the well deserved, but brief success. But Venkatesh's *Aragini* film magazine is a success. Other abortive ventures from Bangalore were *Varada Aramba, Cheluve, Manvantara* and *Kathamanjari*. Attempts to capitalise on sex by publishing *Rativijnana Darpana* and *Surabhi* during 1980s did not bring any dividends. The Kannada readers by and large react to these attempts in the predictable manner of straight-faced middle class. The temptation was there but soon they got tired of it. Similar was the case of magazines capitalising on reporting crime, and *Crime News* from Bangalore folded up, but *Police News* continues. *Mangala* (1985) weekly is a venture of an enterprise from Kerala who have a very popular weekly of the same name in Malayalam and they have also started *Balamangala* for children. There was a good periodical of literary persuation monthly *Inchara* edited by Dr. H.M. Nayak and there was weekly *Sankramana* (Dharwad) of Chandrashekar Patil. Both did not last long. It was the same old story of appreciation but not sufficient patronage. The latter continues as monthly.

Journalistic efforts in the old Mysore State were chiefly because of the fervour for public service and it was personal enthusiasm that prompted a few to undertake the hazardous venture. And understandably the venture was a small scale affair and very modest. In one of his opening speeches to the Mysore Representative Assembly in Mysore in the late thirties, the then Dewan of Mysore, Sir Mirza M. Ismail observed, "Even enterprises are unenterprising". This was true of journalism too. This applies to the other Kannada speaking areas like Dakshina Kannada and the then Bombay-Karnataka with this difference in the structure

and human factors. In Dakshina Kannada V.S. Kudva of M/s. Canara Springs and other interests, and importantly from the point of journalism, bus services, started and made a success of Kannada daily *Navabharatha*. The Pais of Manipal who entered the field later made an impressive mark by their publications including their daily *Udaya Vani*, eclipsing *Navabharatha* which folded up after a long life.

In Bombay Karnataka area Loakshikshana Trust started their publication of which *Samyukta Karnataka* was their flagship. Patil Puttappa started his own publications inclusive of *Prapancha* weekly which he made a signal success in the first decades of its publication. He also runs a daily, *Vishwavani*. Old venture of late forties, *Vishala Karnataka* daily was revived by K.H. Patil and there was a Bangalore edition of it too, though it was short lived.

But the big English and Kannada dailies of Bangalore to-day could come out only with heavy investment. The point is that dailies and even weeklies and monthlies require heavy investment and modern methods of management to become a success. This trend which started in the post-war era became the dominant feature of journalism in the post-independence period. A daily required not only big initial investment but ability to sustain initial losses over a period of years. It is a well-known fact that not all business enterprises, big or small, prosper. About half of them fail. Therefore one could understand the hesitancy of the few big money bags in Karnataka to undertake a patently hazardous adventure. Even the first big English daily of Bangalore, *Deccan Herald* was started under an adventitious circumstance. The then Dewan of Mysore State Sir A. Ramaswamy Mudaliar who along with his celebrated twin brother A. Lakshmanaswamy Mudaliar who commanded the respect of the liquor barons of Bangalore persuaded them to start the daily. And then followed its companion Kannada daily *Prajavani*. Both survived the initial losses in terms of lakhs of rupees which was big money in those days and now dominate the field. Their other magazines, weekly *Sudha* and monthly *Mayura* have also caught up. To-day any newspaper ventures especially dailies require an investment of crores of rupees. This fact is indirectly testified by the fact that the only worthwhile competitors in the field to the publications of the Printers (Mysore) are the national dailies who bring out their Bangalore editions. Thus came the *Indian Express* and they also started *Kannada Prabha*. The Bangalore edition of *Samyukta Karnataka* has revived weekly *Karmaveera*. *The Hindu* and the *Times of India* started Bangalore editions.

In view of the above scenario, a few attempts that were made to bring out other Kannada dailies stand out as courageous enterprises of professional grit backed of course by diverse monetary and other sources, even to have made a moderate success. *Mungaru* of Dakshina Kannada edited by tenacious Raghurama Shetty deserves to be mentioned in this regard. Of late there has been a change of gaurd in this daily. *Sanjevani* of Bangalore is another example. It has started its Hubli publication as well.

All Kannada dailies of yester years had started as evening publications who later converted themselves into morning editions. The lone survivor *Janavani* struggled for several years to sustain but finally ceased publication. Whatever the causes, evening Kannada dailies went out of fashion for quite some time. It is to the credit of *Sanjevani* that it has broken this jinks and is faring well. It does cater to eager leadership. Of late another eveninger has made a dent viz. *Ee Sanje*. The *Munjane*, daily, which started well under the management of a company and was edited by the well known journalist S.V. Jayasheela Rao failed to strike roots. It was however a significant venture. The group was also bringing out an English Daily, *Deccan Times*.

Formerly Bangalore, Mysore, Mangalore and Hubli-Dharwad were considered the main centres of journalism and literary activity, and especially for running dailies as teleprinter facility and power supply for running rotary were necessary. The 1960s saw the electrification of all the towns in Karnataka with cheaper power, and teleprinter facility was provided by the State Information Department during 1970s to all district headquarters. Thus every district headquarters has more than one daily now, some of them single sheeters.

Moffusil Scene*

According to the list supplied by the State Information Department, Bangalore district has more than 40 weeklies, more than 80 fortnightlies and over 250 monthlies. But some of them may not be very regularly coming out. Some of the magazines may be the mouth organs of a community or religion or a professional group or sections or meant for promoting some fine arts. Bangalore Rural District has three weeklies, four fortnightly and over a dozen monthlies. Bellary district has one monthly and one fortnightly. Belgaum has three Kannada weeklies, one fortnightly and, in addition two Marathi weeklies and one fortnightly. Chitradurga district has over a dozen weeklies and four fortnightlies. More than 10 weeklies and one fortnightly are published from Bijapur district. Of the weeklies, *Karnataka Vaibhava* has celebrated its centenary. Including veteran publications *Sadbodha Chandrike* and *Kasturi* and one Konkani monthly *Saraswatiprabha*, a dozen monthlies, and half-a-dozen weeklies including *Prapancha* and *Karmaveera* (which has been revived in 1992) are being released from Dharwad district. Dakshina Kannada has hardly half-a-dozen weeklies including *Taranga* and similarly a small number of monthlies including *Kaladarshana, Yugapurusha* and *Sugunamala*. Kannada *Thushara* from Manipal has wide circulation. Mandya district is the spring board for six weeklies in Kannada, Shimoga district five weeklies and Chikmagalur one. In Kodagu, *Kodagu* weekly of pre-independence days is still being published and the 1980s saw the publication of ten weeklies, of which *Brahmagiri* is in Kodava language.

Dailies have a hay-day and Mysore city itself has 20 of them including

*The following paragraphs are added by the Gazetteer Office.

three Urdu and one Sanskrit *(Sudharama)* and Bangalore nearly 20, including English *Deccan Herald, Indian Express, The Hindu* and *The Times of India* (1985). *Salar, Pazban* and *Sultan* (1990) are among Urdu dailies. *Dinasudar* and *Dina Tanti,* Tamil, and *Komalanadu* and *Maleyali Kannada* are Malayalam dailies. *Udayavani* from Manipal and *Hosadiganta* from Mangalore started their Bangalore edition in 1993. *Lokavani* is being published from over a decade. The daily newspapers in Kannada which are being published from the State now exceed 150. (The list is only a sample, and not an exhaustive one). Bellary district has two-from Hospet, *Hospet Times* and *Horata,* and *Tungabhadra* and *Prachandavani* from Bellary. Bidar has *Uttara Karnataka* (edited by veteran Shivasharanappa Wali), *Janapara* and *Public,* all from Bidar. *Hyderabad-Karnataka* is in Urdu and *Dhawan* in Hindi, both dailies from the same place.

In Bijapur district three dailies are published from Bagalkot *(Nadunudi, Nagarika* and *Samajavira)* and *Rajamarga, Kannada Kogile, Dharmatma, Veeravani, Vijapuravarthe, Ranagana* and *Udaya* are dailies from Bijapur town, the last named having tradition of pre-Independence days, when it was a weekly. Belgaum district has *Kannadamma, Nadoja, Lokadarshana, Samatola* and *Samadarshi* form the district headquarters and *Gokak Times* from Gokak. Among the Marathi dailies *Tarun Bharat* is very popular. Chitradurga district has one English daily from Davanagere and *Davanagere Vani, Janata Vani, Kranti Doota* and *Davanagere Times* are all in Kannada and from the same Industrial Town. *Mahalakshmi Express, Durgada Koogu, Priya, Jananadi* and *Chandravalli* are dailies from Chitradurga. *Hosadiganta, Janamitra, Girivarte* and *Shiroratna* are from Chikmagalur. *Navanadu* from Hubli and *Nagarika* and *Navanagarika* from Gadag are among the dailies from Dharwad district. *Grinobles, Shasana, Kranti, Satyakama, Chintaka, Kannada Bandhu, Bhagyakirana, Jaibhima Gade, Nripatunga, Jagavani* and *Vishwaprachara* are among the dailies from Gulbarga district.

Hassan district has *Janamitra, Pratinidhi, Janata Madhyama, Marghaprabha* and *Munjavu,* all from Hassan. *Honnudi, Kolara Patrike* and *Kolaravani* are dailies publihsed from Kolar. Kodagu has five dailies of which *Shakti, Navashakti* and *Ravi* are from Madikeri and *Hitavani* and *Rashtrabandhu* from Virarajapeth. In Uttara Kannada, all the three dailies. *Munnade, Janamadhyama* and *Lokadhwani* are from Sirsi. Apart from *Mungaru* and *Hosadiganta,* Mangalore has *Manglura Mitra,* and also in English *Canara Times.* Another daily from Dakshina Kannada is *Suddi Bidugade* from Puttur and Sullya. *Nudi Bharathi, Mandya Suddi* and *Veekshaka* are dailies from Mandya. Dailies from Raichur district are all from Raichur, namely *Nadunudi, Samajavikasa, Raichurvani* and *Suddimoola. Nagaravarte* and *Sagara Sandesha* from Sagar, *Chhalagara* and *Sahyadri* from Tirthahalli, *Bhuvanavarte* from Bhadravati and *Brihaspati vani, Ushamahi, Kranti Deepa, Echcharike, Navika, Shivamogga Times, Chhaladanka Malla, Kantheerava, Manobhumi* and *Vanakripa* are dailies from Shimoga district. *Sogadu, Tumkur Times, Prajapragati, Tumkur Varte, Ekesh Patrike, Amara Sandesha,* and *Vijayavani* are dailies from Tumkur, and the last named celebrated its silver jubilee.

Awards

The Karnataka Patrika Academy founded in 1984 by The Government has granted awards to following noted journalists from Karnataka thrice in 1987, 1988 and for 1989-92 in 1994. The names of the award winners are as follows:

Year 1987: Agaram Rangayya, P.B. Shrinivas, N.S. Seetharama Shasthri, S.V. Jayasheela Rao, S.M. Sagar, H.R. Kidiyuru, Raghavendra Rao Jagirdar, Ammembala Ananda, G.B.S. Jagadish, M.B. Yelukote, B.S. Gopalakrishna, K.N. Moorthi, R.K. Joshi, M. Jeevana and G. Narayanaswamy.

Year 1988: H.R. Gundu Rao, H.S. Doreswamy, N.K. Kulkarni, P.N. Javarappa Gowda, Jagannath Bheemarao Tankasali, R.V. Desai, M. Nagaraj Rao, K.S. Upadhyaya, S.K. Nadiga, M.N. Krishnamurthy, V.B. Patil, K.L. Annigeri, H.N. Shadaksharappa, Y.K. Rajagopal and M.B. Desai.

Year 1989-92: K. Shamarao, Patil Puttapa, C.G.K. Reddy, Y.N. Krishnamurthy, Bannanje Ramacharya, S.W. Jathar, V.H. Desai, H.Kusumakar, Megaravalli Murthi, H.S. Suryanarayana, C.M. Ramachandra, P.L. Bankapur, C.V. Rajagopal, S.S. Iyyangar, R.H. Kulkarni, P.K. Shrinivasa, Raghuram Shetty, D.L. Kerur, M.B. Singh, Kalle Shivothama Rao, Krishna Vattam, V.N. Subbarao, G. Narayana, H.S. Suryanarayana (Suri), Ajjibal Hegde, T.L. Ramaswamy, P. Lankesh, Nagamani S. Rao, C. Albert, H.R. Mallaradhya, Mahamad Aayaaz, K. Sathyanarayana, T. Venkataramu, Susheela Koppar, Nanjunda Shastri, L.D. Periera, Bhagavan, B.V. Ramamurthy, C. Kushala D'Mello, Surendra Dani and A. Ramanna.

Add to part II, Page No. 972:

KODAVA LANGUAGE AND LITERATURE *

The Kodava Thak Parishat founded in 1978 had been instrumental in awakening enthusiasm for Kodava language, literature and culture. The first conference was presided over by noted writer B.D. Ganapathi. It has held five conferences, the last being the one held at Parane in 1990. I.M. Muttanna noted writer from Kodagu has compiled a *Kodava - Kannada Nighantu* (Dictionary) in Kannada. Starting of *Brhamagiri* a weekly in Kodava language (1980) from Virajapet and *Jamma Nangada* (1983) from Gonikoppal gave great fillip to writing of short stories, poems and others forms of creative writing in the Kodava language apart from the publication of books. But all these publications are in Kannada script. A first film in Kodava language had been released in 1972, directed by S.R. Rajan with the title *Nada Mann Nada Kool.*

U.M. Poovaiah who is the Editor of *Brahmagiri* has written the biographies of Chakkera Muttana *(Kanmare Ana Karmajeevi Chakkera Bi. Muttanna)* and Mukkatira Karyappa. Ittira K. Biddappa has published many articles in Kodava language and also written one-man show plays with historical and Pouranik themes.

Contributed by the Gazetteer Office.

Addanda C. Karyappa has written two Kodava plays on historical personages, Divan Bopanna and Chaurira Appanna. Mamdeyanda Somayya has written a novel and short stories published in the collection *Telnir*. Bovveriyanda Puttapemmayya is a creative writer and for the Kodava film *Na Bayanda Poov*, he wrote the story and the lyrics. In 1983 was released *Mahaveera Achchunayaka*, a colour Kodava film, directed by G.S.A. Eash.

Puggera M. Karumbayya, B.B. Ponnappa, B.M. Muttanna, C.V. Shankar, Ainanda Dhananjaya, Kanatanda S. Muttappa, Maletira Dore Timmayya, C. Nachappa, Mullora M. Ayyappa, M.H. Nachappa, A. Jagamonnappa, B.M. Mittu, B.A. Kushalappa, B. Pukunha, Bottangada Madappa, Kulluchanda Chengappa, B. Jagadish Thimmayya, M. Kusha Ponnappa, A.C. Mahesh, P.J. Thimmayya, M. Moidin, C. Satish Bopayya, K. Beepi, B.M. Ponnappa, M. Vithal, Madhu Machayya, Chenira Suresh, C. Hiram Thimmayya and Kekada Bellu are some of the Kodava writers and poets of recent years. There are lady writers too who have made a mark by their writings in Kodava language such as Chedanda Chechamma, Chondamma Ramachcha, Mina Kodlakere and K. Parvati Poovayya. There are also poetesses and writers like K. Suneeta Appachchu, A.C. Tungamma, C. Sudha Madappa, A. Sudha Muttanna, P. Manjula Somayya, K. Shanti Thammayya, Kuppanda Usha, Kallengada Sarita, Rekha Madappa, M. Vinu, B. Rita, Chembanda Shivi, Puliyanda Sumi etc.

The *Valiant Ones*, a documentary on the Kodavas produced under the direction of A.K. Balakrishnan in English and sponsored by N.C.E.R.T. won an all-India Award in 1992, being the best documentary on ethnological studies.

The revised version of the District Gazetteer of Kodagu was released in Kannada and English in 1992.

Kodava plays like *Ummatpoo, Kombutappan Koda* and *Choknaka Chikku* have also been staged recently by the efforts of theatre enthusiasts from Ponnampet. A.C. Karyappa and Anita Karyappa have staged Machayya, the Kodava version of *Macbeth* in 1991.

Many Kodava folk songs were released in the form of taped cassettes by the efforts of I.M. Muttanna during recent years. *Pudiya Kodava Patt* (Modern Kodava Songs) and *Sounds of Coorg* are other cassetts of Kodava songs. This medium has encouraged many Kodava poets and singers during the last decade. *Kodava Valaga* is a series recording traditional Kodava songs. Maniyapanda Harish Nachappa and Tolanda Nachayya have composed many poems for these cassettes.

There is a proposal to set up State Academy to foster Kodava literature together with Tulu and Konkani.

Add to page No. 976:

TULU LANGUAGE AND LITERATURE*

Tulu is the mother tongue of more than 50% people in Dakshina Kannada, and a considerable section of people in the Kasargod district of Kerala. There are 12.18 lakh Tulu speakers in the State (1981) of whom 10.74 lakh are in Dakshina Kannada (See chapter III). In Dakshina Kannada it is the common language sopken in the bazaars as well as the public places. It is also used now in the popular folk theatre known as Yakshagana as well as in the All India Radio. Dakshina Kannada is culturally known as Tulunadu. Tulu languge is characterized by dialectal and Sub-dialectal divergences from both the angles: geographical and social. According to regional differences, it can be demarcated as North Tulu and South Tulu and again as North-West (Udupi area), North-East (Karkala area) and South-West (Kasaragod area), South-Central (Puttur area) and South-East (Sullya area). On the basis of speech variation among the social groups it can be divided into two main dialect groups namely, 'Common Tulu' and 'Brahmin Tulu'. The common Tulu can be sub-grouped into the dialects spoken by the Jains, Harijans and other major communites of Bant, Billava and Mogaveera. The modern Tulu spoken by the present day Tulu speakers is much deviated from the ancient Tulu as recorded in ancient texts.

Tulu has a very vast folk tradition which includes folk literature, folk culture, folk art and folk religious practices. We find the folk literature in the form of *paaddanas* and *sandhis* (epics and ballads), *kabitas* (work songs in the form of smaller poems, limericks etc.), *urals* (couplets and tit bits sung while ploughing and driving cart), *madipus* (embellished and stylished dialogue between the Bhuta impersonator or one possessed by the spirit and the representative of devotees), *ajjikate* (folk stories), *gaades* (proverbs) and *edur kates* (riddles).

The word *paaddana* is derived from the Dravidian root *paadu* to sing by the addition of the noun forming suffix in a meaning that which is done or which has happened. Hence the word *paaddana* means that which is sung or narrated in music. The Bhuta impersonator castes are mainly responsible for the preservation of this literature.

Lack of script of its own was considered as a drawback regarding the growth of Tulu literature in ancient times. But Tulu did possess a script though it was not popularised through mass media or creative writings. The Tulu Brahmins who migrated to Kerala were also responsible for the evolution of what was then known as Tulu-Malayalam script. Later on, the Malayalam literature developed through a modified form of that script whereas the Tulu Brahmins continued to use it for writing Sanskrit.

---

* *Contributed by Dr. U.P. Upadhyaya, Udupi.*

Discovery of Classics

However the recent discovery of a couple of inscriptions has completely shaken our conceptions about the use of this script in mass-media and creative writings. One of the inscriptions is ascribed to 15th Century by the epigraphists whereas the epic poem *Sri Bhaagavato* can safely be ascribed to the 17th Century as per the horoscope of the author recorded in the work. The other two works can also be ascribed to the same century based on the language employed in them.

The epic poem named *Sri Bhaagavato* by Vishnu Tunga of the Kasaragod area is an adaptation of the epic *Bhaagavata* in classical style. Only three *skandhas* of *Sri Bhaagavato* are available now in palm leaf manuscript form consisting of 2,000 verses. The archaic expressions, special inflected forms of nominal and verbal bases along with thousands of words and expressions which are now out of use indicate the antiquity of this work and testifies to the statement made by the author about the period of its composition. The epic is written in a highly ornate classical style reminding us of the great names in the ancient literatures of Kannada and Sanskrit. The other epic by name *Kaaveri* and the prose work by name *Devi Mahaatme* are also written in the same style and hence ascribed to the same period.

The renaissance of Tulu literature began with the advent to the Basel Missionaries in the middle of the 19th Century. The efforts of these Missionaries acted as a real catalytic agent. It was they who started printing Tulu works in Kannada script. Their effort was not simply confined to producing translations of the holy Bible and other religious works but also extended to many other research activities calculated to provide the necessary atmosphere for the renaissance of Tulu literature. Their works can be classified into the following four catagories:

1. Translation of many religious works; 2. Linguistic work like (i) Preparation of two lexicons; Tulu English Dictionary and English Tulu Dictionary by Rev. A. Manner; (ii) Preparation of a Tulu Grammar through the medium of English by Rev.J.Brigel; 3. Research in Tulu Folklore (i) Transcription of Tulu folk epics and ballads by Rev. A.Manner; (ii) A work on spirit worship namely, the Bhuta worship of the Tuluvas by A.C. Burnell (who called it Devil worship); (iii) Collection of Tulu proverbs; and 4. Primers for learning Tulu, first book of lessons in Tulu; A Kannada Guide to Tulu-English conversation etc.

Establishment of the Tulu Mahasabha in 1928 under the leadership of S.U. Paniyadi in Udupi in the wake of the national movement gave a real boost to Tulu literature. It was the starting of Tulu movement with all earnestness and sincerity.

Even before this liguistic-cum-cultural movement took shape a couple of significant works appeared as fore-runners in the field. The *Panchavati Raamaayana Vaali Sugrivere Kaalago* by Sankayya Bhagavat published in 1917 is the first Yakshagana poem produced in Tulu. Another work by name *Tulu Kanyopadesha* published at the same time by M.R. Subramanya Shastry is in the form of a didactic poem. It prescribes codes of conduct for newly married brides. The Tulu Mahasabha during the period 1928-36 had published twelve works. One can come across all forms of creative literature namely, novel story, drama, satire, poem, Yakshagana and folk narration in this series. It is worth noting here that when the Kannada novel was just beginning to take shape, the Tulu language produced a full fledged novel. S.U. Paniyadi's *Sati Kamale* written with the background of freedom struggle deals with child marriage, widow marriage, women's education, renaissance of Tulu language and such other social and psychological problems of the contemporary society. Paniyadi also published a grammar of Tulu.

Sheenappa Hegade's *Mityanaaraayana Kate* is not as big as a novel, but incorporates in itself all elements of a novel. M.V. Hegde's *Madmaalattu madmaaye* is a social satire mocking at an old man who wants to marry young girls. Madhava Tingalaya's *Janamarlu* is the first drama in Tulu based on the theme of social reform and the upliftment of the downtrodden. K.B. Narayana Shetty (N.S. Kille) published a collection of poems by name *Kaanige*. B. Parameswarayya's *Kitnaraaji Parasango* Yakshagana and Sheenappa Hegade's *Tuluvala Baliyendra* folk ballad bear testimony to the fact that Tulu can profitably be employed in dignified epic style as well as mellifluous folk style. Honnayya Shetty, the editor of a weekly journal *Navayuga* gave journalistic support to this movement and published Tulu supplements of his weekly and reserved some columns of his weekly for Tulu writings.

Third Renaissance

We are now at the threshold of the third stage in the renaissance of Tulu literature since last one and a half decade. Both research scholars as well as creative writers started engaging themselves in the study of this language in a more serious and meaningful manner. Even when the Tulu movement of S.U. Paniyadi cooled down, the Tulu dramas continued to gain popularity both in urban and rural centres. We have a rich harvest of Tulu dramas in the past three decades . Kemtur Doddanna Shetty is the doyen the field with a number of social plays to his credit. His example was followed by other star figures in the field like K.N. Tailor, Rama Kirodiyan, U.R. Chandar, K.B.Bandari, Macchendranath, Ramananda Churya, Sitarama Kulal, P.S. Rao, Vishnu Kumar and others. The beauty of Tulu idioms, proverbs and expressions are well brought out in these social satires. About a dozen Tulu cinemas were released during the decade which were quite popular with the masses. In recent years Tulu Yakshaganas are becoming more and more popular. About a dozen poets like Amrita Someshwara, Anantharama Bangady, Purushottama Punja, Nityananda Karanth, Ashok. A. Shetty, K Shekhar V. Shetty, G. Bayaru, A.N.Shetty and Madhukumar have produced Tulu Yakshagana epics. The establishment of a station of the All India Radio at Mangalore and a number of programmes in the form of speeches, lyric poems, interviews, dramas and features,

in Tulu being broadcast in it are responsible for the creation of awareness and interest among the common people towards the richness of Tulu language and culture and their use through mass media. Organisations like the Tulu Koota of Mangalore and the monthly journals in Tulu published by them served a catalytic agents in the development of good literature in modern times. Presently *Tulu Raajya* a monthly magazine is being published from Mangalore and *Tuluver* is published from New Delhi. A new weekly by name, *Tuluvere Tudar* is being published from Mangalore.

New epic

Mandara Ramayana, an epic poem of Mandara Keshava Bhat occupies a place of pride as the first epic poem in modern Tulu which can stand by the side of the first epic *Sri Bhaagavato* of 17th century. The beauty and grace of Tulu language are well brought out in this Mahakaavya. Other poets who made significant contributions to the development of poetry in Tulu are Amrita Someshwara, Venkataraja Puninchathaya, P.V. Acharya , Palthadi Ramakrishna Achar, Dumappa Master, Vamana Nandavar, K.V. Ravi, Tilakanath Manjeshwar, Ratna Kumar, Yeshwanta Bolur, Bhaskar Rai Sitaram Kulal, Sitaram Alwa, Bannanje, Chandrabhagi Rai,and a number of young poets are writing lyrics and poems in Tulu on contemporary themes. Kedambadi Jattappa Rai, through his highly powerful and elegant prose style has demonstrated how the idioms of this language can be exploited for an elegant prose diction. Dumappa Master's *Maadiran Gadegalu* reminds us of D.V.Gundappa's *Mankuthimmana Kagga* in its style and thought content. Apart from the dramas written for popular stage shows, a few plays were also written using the techniques of modern new wave dramas. Amrita Someshwara's *Gondolu* and *Raaya Raavute*, Kudkadi Vishwanatha Rai's *Manjata Kaapade* etc. belong to this tradition. Vamana Nandavara has collected a large body Tulu riddles and limericks.

Many scholars are engaged on research on Tulu language, folklore and the history of Tuluva peopole. D.N.S. Bhat, S.N.Bhat M. Rama, S.Mallikadevi, U.P.Upadhyaya, William Madta, T. Gopalakrishna Bhatta, Sediyapu Krishna Bhatta, A.S. Acharya , Venkataraja Punichattaya, B.A. Vivek Rai, Amrita Someshwar, Susheela Upadhyaya, Chinnappa Gowda , K. Padmanabha Kekunnaya and a number of younger scholars are engaged in the study of Tulu linguistics and folklore. Speical mention may be made of the theses brought out recently (after 1981) like *A Comparative Study of Tulu Dialects* (K.Padamanabha Kekunnaya, 1991) and the works on folklore like Bhuta workship (U.P. Upadhyaya and Susheela Upadhyaya, 1984), *Tuluva Darshana* (Peter J. Claus; Tr. by A.V. Navada 1988), *Folk Epics of Tulunad* (Ed. U.P. Upadhyaya, 1986), *Tulu Janapada Sahitya* (Viveka Rai, 1985), *Bhutaaraadhane* (K. Chinnappa Gowda, 1990), *Tulu Baduku* (Amrita Someshwara, 1984), *Paaddanagalu* (K.Vadiraja Bhat, 1974), *Janapada Aaraadhane Mattu Rangakale* (Susheela P. Upadhyaya, 1989), *Karaavali Jaanapada* (Purushottama Bilimale, 1990) etc.

Research on Tulu language, folklore and history is carried on in the Kannada Department of the Mangalore University and the Rashtrakavi Govinda Pai Research Centre at M.G.M. College, Udupi. Scholars at Pune, Annamalai and Trivandrum Universities are also engaged in research on Tulu linguistics.

After the Tulu Dictionary by Manner (1886) and the Tulu English Dictionary (1967), The Tulu lexicon project now undertaken by the Rashtrakavi Govinda Pai Research Centre in 1979 under the leadership of Prof. K.S. Haridasa Bhat with Dr.U.P. Upadhyaya as Editor-in-Chief is aiming at producing a comprehensive lexicon based on a survey of Tulu dialects. The first two volumes were published in 1988 and 1992 respectively and the other volumes are under preparation. Other voluntary organizations are also contributing their might in encouraging Tulu literary and cultural studies.

Add to page No. 483:

KONKANI LANGUAGE AND LITERATURE *

Konkani, officially acknowledged as an independent language by Kendra Sahitya Academy, long back in 1975 is included in the 8th Schedule of Constituion of India on 20th Aug, 1992, along with Nepali & Manipuri. Konkani is an Indo-Aryan language and like many other languages, it has its origin in Sanskrit. A few scholars say that it is orginiated from "Ardhamagadhi" while some others claim it as a variant of "Paishachi Prakrit". As regards the name Konkani, it comes from Konkan which is an ancient name for the Western coast of the Indian Peninsula.

Konkani language is predominent in four states of India viz. Goa, Karnataka, Kerala and Maharashtra. Konkani is the official language of Goa since 4-2-1987. The Governments of the States of Kerala and Maharashtra, have recognised and encouraged Konkani at all levels. Konkani language is a cementing force that binds together Hindus, Christians and Muslims (a section called the Navayaths) in Karnataka.

Though the accepted and rightful script of Konkani is Devanagari (as of Sanskrit, Hindi and Marathi) due to geographical reasons and historical compulsions it had to adopt other scripts, like Roman, Kannada, Malayalam, Urdu (Arabic) etc. Even so, it has also significantly contributed to the development of other major sister languages.

As per the Census of 1981, following are the figures of Konkani population in the 4 states where the language is predominent - Karnataka: 6,40,738; Goa: 6,00,004; Kerala: 1,00,934 and Maharashtra; 2,12,214. From the above, one can easily make out that the number of people speaking Konkani are more in Karnataka than in Goa, where it is a State Language. Even to this day out of the total Konkani speaking people in the country, more than half are in Karnataka.

* *Contributed by B.V. Baliga, Mangalore.*

Literature

As regards the development of Konkani literature in Karnataka, two distinct categories can be identified; one belonging to the Christians and the other to the Hindus. Of course the contribution made by the Christians is more vast and significant than the one made by their Hindu counterpart. It is grafiying to note that the first book to be printed in Konkani language was done in Karnataka.

There is sufficient evidence that some of the famous Bhakti poets and poetesses composed devotional and mystical songs in Konkani during the rule of Ikkeri kings (17th & 18th Centuries), Santhapayya, Raghavadas, Jogavva and Avadibai were some amongst them. This Santh tradition was revived by Pandurangasharam Swami and Anandashram Swami of Chitrapur Math and Bankanath Puradish Srimat Paramahamsa Sri Shivaramaswami. Their disciples, Sahajananda (1850-1911) and Nadghar Shanthi Bai (1850-1902) continued their tradition. *Bhagavadgita* has been rendered into Konkani by Bangle Narayana Kamath of Mulki (1872-1918) and B.V. Baliga of Mangalore. Latest addition to the rendering of Bhagavadgitha into Konkani is by Mattar Vittal Kini, who has given vivid explanation of each *Shloka* in simple chaste Konkani. Sheshagiri Keshava Prabhu of Bombay has successfully rendered *Upanishad* in Konkani verse and translated *Geethanjali* by Tagore. He had also rendered *Narada Bhaktisutra* in verse. K.N. Rao of Dandeli had rendered nearly 1000 *bhajans* of Purandardas into Konkani. Bolanthur Krishna Prabhu, famous Konkani Playwright was also a great poet. Srinivasa Prabhu, Bantwal Pundalika Baliga, M.V. Prabhu (Gokarn), V.R. Prabhu (Baad), Manjeshwar Govinda Pai, Kodbat Ramaraya Kamath, Mundasi Devadas Pai and Shantharam Kamath were some others who contributed to the growth of Konkani poetry. Udyawar Narayanachar, Hattiangady Narayana Rao (1865-1921) and M.M. Shanbhag (1887-1950) published Konkani grammar and primers. P. Narayana Prabhu of Udupi was also a Konkani, poet of repute, and has rendered into Konkani of Purandara Dasa's Bhajans.

In the field of Konkani novel writing, writers of Karnataka have played a great part. Perhaps no other State has produced so many Konkani novels as Karnataka. Stalwars amongest Konkani novel writers are, J.S. Alvares (recipient of Dr. T.M.A. Pai Award for his novel *Lipayilem Dirvem)*, Edwin F.D'Souza, Irene Pinto, J.C. Veigas, Jerry Kulshekar, A.T. Lobo (Receipient of 1st Dr. T.M.A. Pai Foundation award for his novel *Tum Boroja*)and Lancy Pinto Nayak. V.J.P. Saldanha, assumes high place in Konkani literature and cultural history. His six historical novels (more than 500 pages each) assume top-most place in the field of Konkani novels. K. Ganesh Mallya is also a novelist. Four of his novels are searialised in *Panchkadayi,* Konkani monthly. Scholars like Dr. William Madtha, Dr. Cocky Miranda and Fr. William D'Silva have been persuing research studies in the linguistic aspects of Konkani. Thesis and papers by them on Konkani language and literature have been accepted by several universities.

Journalism

The first ever Konkani journal was started in Maharashtra. It was a weekly by name O *Konkani,* started in 1892 and was in Roman script. In Karnataka, Louis Mascarehnas and Louis Kannappa started *Konkani Dirvem* in Kannada script. Peter Juvan, edited the magazine for a short period after whom Alex A. Pais took over the regions and worked for it, for about 20 years. Kaitan Lobo, William Sequeira, Gregory Menezes, Erunis Lobo, J.M. Rodrigues, S. Nazareth, Felix Noronha, Salvadore A. Saldhanha, Fr. Silvester Menezes, Fr. Basil Rosario, Fr. Rona D'Souza, Jesuit Fr. Silvester, Dr. L.P. Fernandes, Fr. Denis Albuquerque, Fr. Mathew Pinto, Fr. E.L. Mathais, Fr. Jose Sequira, Fr. A.B. Pinto. Fr.Frank Peres, L.X. Rego, Jossy B.V. Rego and Rao Bahadur Talmaki were some of the regular contributors to this journal during its life of 27 years.

A religious Konkani monthly *Aanj* was in existence. The void created by the stopping of *Dirvem* was filled up later by *Rakno* weekly, the organ of the Diocese. It was established in 1938 and renowned literary figure Fr. Silvester Menezes was its first Editor. He edited the weekly for a period of 17 years and handed over his charge to Fr. John Menezes who worked for it for seven years. He was also editing *Amchi Mai* monthly. The present Editor of *Rakno* is Fr. Vincent Menezes, and the weekly celebrated its Silver Jubilee in 1989.

In 1929 a Konkani fortnightly periodical *Saraswath* by name in Kannada script was started by V.S. Kudva in Mangalore. Literary luminaries of the time, Manjeshwar Govinda Pai, Banglekar Narayana Kamath and Hattiangady Narayana Rao used to contribute poems and articles to this magazine. After a short while it was stopped. But later in 1941, again it was revived as a weekly under the editorship of V.S. Kudva himself, assisted by Kudupi Vasudeva Shenoy and B.V. Baliga. The Founder of All India Konkani Sahitya Parishad, M.M. Shanbhag, noted Konkani literary figures, N.V. Prabhu, V.R. Prabhu, P. Narayana Prabhu, Leelabai Kamath and Dinkar Desai, were some of the contributors to this weekly. After six years, it stopped.

B.V. Baliga started Konkani monthly *Panchakadayi* on 1-1-1967. The magazine was handed over to Konkani Bhashoddhara Trust, Manipal in 1987, and they are successfully running it now. Sri B. Damodar Prabhu and Sri Shantharam Baliga are the present editor and sub-editor of the magazine respectively. The magazine celebrated the Silver Jubilee in 1992.

Beside *Rakno* and *Panchkadayi, Udev* weekly 1987 and monthlies *Amchi Mai* (1950), *Jhelo* (1956), *Sevak* (1959), *Kannik* (1963), *Sandesh* (1979), *Amcho Yuvak* (1983), *Ange* (1984), *Kurov* (1986), *Darshan* (1987) And *Umalo* (1989) are being published from Mangalore. One research periodical *Amar Konkani* (1987) is published as half-yearly both in Kannada and Devanagari scripts. Konkani books published by some publication houses till now are: Punvav Publication - 97; Rakno Publication -70; Sallak Publication-60; and Pragathi Prakshan-10.

The latest addition to Konkani periodicals in Karnataka is *Saraswathi Parbha*, a monthly in Kannada script from Hubli. It is at present running in its 5th year and is edited by Suresh Shenoy Argodu.

Stage

Konkani stage had its origin more than 100 years ago. Amongst Saraswaths, Bolanthoor Krishna Prabhu, Kumble Narasimha Nayak and others were pioneers in this field. *Chandrahas* written by B.Krishna Prabhu and *Savithri* by K.Narasimha Nayak, were very popular on the stage for many a year. Dramas have become an integral part of Christian culture mainly in Mangalore and all over Dakshina Kannada. Konkani Nataka Sabha, a dramatic association, established in 1942 has played a vital role encouraging staging of dramas in their own up-to-date theatre, Don Bosco Hall. They are conducting inter-parish drama competitions every year successfully. Among the Christian Playwrights G.M.B.Rodrigues, A.T.Lobo, V.J.P.Saldhanha, M.P.D'sa, Henry D'Silva, Eddie D'Souza, Benedict Rosario, Gabbu and C.F.D'Costa, have earned name and fame.

Among Hindus Konkani stage activities were started about six decades ago in the name of Ramanavami Festival. Gulvady Shivananda Bhatji (a renowned Hari Kirtankar also) used to conduct a 10-day cultural festival at the premises of his house in Mangalore, when Konkani one-act plays and full-length dramas were staged. Shivananda Bhatji himself was writing mythological plays which were staged. Renowned stage artiste Gulvady Dattatreya Bhatji, Gulvady Gopinath Bhatji (sons of Shivananda Bhatji), S.R. Balagopal, M. Narayana Pai, B.V. Baliga, Kamalaksha Nayak, Ramananda Chruya and others were participating in the dramas. Later, Konkani dramas became an integral part of cultural programmes of annual days of educational institutions run by Gowd Saraswats (Canara High School) and Saraswats (Ganapathi High School). M. Venkatesh Prabhu's name is worth mentioning here. He has written several Konkani social dramas which he himself used to direct and enact with his Mithra Mandali. Other noted Konkani playwrights, among Gowd Saraswaths are, N.R. Kamath, Srinivas Nayak, Sridhara Bhat, B.V. Baliga, Kamalaksha Nayak and Mohan Bhandary. Stalwarts among Gowd Saraswath playrights were Kudupi Vasudeva Shenoy and Ramanda Churya. Shenoy's *Bhangra Goddodi* (Golden Quilt) and *Dolyam Khelu* and Churya's *Doni Ghadi Hasunu Kadi* are remembered even to this day by drama lovers. Babuti Nayak Hosad of *Uttara Kannada* has to his credit, more than 50 Konkani dramas which he himself brought to stage and enacted. He was also the recipient of Dr. T.M.A Pai Foundation Award for best drama. R.G. Golay of Hubli has also made successful attempts in writing and presenting Konkani plays. Kudlur Anand Shanbhag (Sirsi) has his 12 Konkani plays broadcast by AIR, Dharwad, and Sadananda Kulkarni's two plays have been broadcast. Anil Pai of Sirsi has to his credit more than 17 stage dramas and 4 radio plays. To encourage Konkani drama art, Dr. T.M.A. Pai Foundation is conducting drama competitions on all India Level since the last 4 years. Venkatesha Bhajana Mandali, Bangalore also

holds drama competitions in memory of the late Justice Narayan Pai, and Canara Union, Malleshwaram, Bangalore also sponsors very fine Konkani dramas.

Even knowing that it is not worth venturing both Christians and Saraswaths have played a small role in bringing out the movies, *Tapsvini* and *Janamana* were the two pictures relesed by the Saraswaths while Catholic Christians produced *Jeevit Amchem Ashem* and one or two other pictures.

Konkani lovers were thrilled by the Konkani Festival organised at Mangalore in 1993 called Parab when Konkani songs, plays and other creative arts could have a field day.

Add to page No.997:

URDU IN KARNATAKA*

The post-independence period has enriched Urdu literature very considerably. Special mention should be made of Journal *Soughat* which in 1959 brought out an issue on new poetry which sent ripples throughout the Indian sub-continent and gave new direction to the emerging new style of poetry. Its editor Mahmood Ayaz has restarted the journal after long break and it is back to its pre-eminent position. The novel and drama continue to be at the lowest ebb of Urdu literature in Karnataka. Short story writing is the most popular form of fiction. The most important contributors to the development of short stories are Yusuf Arifi, Sahar Umeed, Khaleel Khawar, Meem Noon Sayeed, Neem Iqbal, Ikram Begh, Aneesul Haq, Khaleel Manzari, Mulla Abdul Ghani, Farhat Kamal and Hina Roohi. Among these, Yusuf Arifi, Khaleel Khawar and Hina Roohi are considered to be modernists.

Among poets and writers of the modern period Mahmood Iyaz, Rahi Qureshi, Hameed Almas, Sulaiman Khumar, Maher Mansoor, Khaleel Mamoon, Zia Mir, Raz Imtaz, Anwar Meenai, Khalid Sayeed, Khumar Qureshi, Dr. Muddanna Manzar, Abdul Khadir Adeeb, Sardar Ayaz, Sajid Hameed, Zameer Aqil Shahi, Abdul Samad Shabid, Prof. Kaleem, Husna Sarwar, Zaki Anwer (Bidar), Kaleem Irfani, Sabir Shah Abadi (Shahabad), Isri Chikmagalori (Chikmagalur), Shaukat Bangalorey (Bangalore), Aajal Nadiri (Mysore), Ata Kalyanvi (Basavakalyan), Sulaiman Khateeb (Gulbarga), Muneer Nagshbandi Kolari (Kolar), Zia Meer (Bangalore), Mulla Abdul Ghani (Hubli) are Syed Ahmed Shakir (Kolar) are notable.

Urdu drama in Karnataka has not risen to a satisfactory level. Unfortunately no worthwhile tradition of drama exists. Bangalore has been the main centre for Urdu dramas. During the 8th and the 9th decade, dramas like *Sadqe Ka Leemoo* with poor production quality were staged. In 1989 Krishnan Chandra's famous drama *Darwaze Kholde* was successfully staged by Dr. Meem Noon Sayeed with a good degree of technical excellence. *Khake Watan aur Khoone Shahidan* a recent drama written on the martyrdom of Tipu Sultan by Khaleel Manzari and Naseer Ahmed promises to strengthen Urdu drama in future.

** Major parts of this write-up are contributed by Dr. M. Nooruddin, Bangalore.*

The Karnataka Urdu Academy was established in 1977. It has assisted the Urdu writers of Karnataka in publishing their books. Dr. Fahmida Begum provided fillip to the activities of the Urdu Academy during her term by way of publications, refresher courses, workshops, seminars, symposia, conferences etc. The various literary programmes organised by the Academy have positively helped the development of Urdu in Karnataka. The Urdu department in the University of Mysore, Bangalore and Gulbarga are catering to the needs of higher education in Urdu and research. Research in Urdu has been the sole bastion of the University departments. Eminent researchers like Dr. Habeebunnisa Begum, Dr. Amina Khatoon, Dr. Fahmeeda Begum, Dr. Abdur Razaak Faroqqui, Prof. Mir Mahamood Hussain and Dr. M. Nooruddin have produced monumental works of research which have brought forth many literary gems of Urdu literature to light. Syed Ahmed Advocate and Saleem Tamannai have also supplemented research by their invaluable works.

With the publication of *Qasimul Akhbar* in 1860 Urdu Journalism came into its own. The later part of the 19th century was flooded with Urdu newspapers and journals mostly published from Bangalore. Among these *Manshoore-Mahmmadi* appeared in 1872 and ended its publication in 1896. Other important titles are *Mysore Akhbar* (1873), *Sultan Ul Akhbar* (1875), *Bangalore Akhbar* (1876), *Kaas Akhbar, Edward Gazettee* (1908), *George Gazettee* (1915), *Adviser* (1916), *Alkalam* (1924), *Salar* (1964), Karnataka Leader (1972), Sultan (1990), Khubsurat(1993) etc. Among these, *Pasban, Azada, Salar* and *Khubsurath* continue to be published. Among the weeklies, *Nasheman* has the longest standing. *Salar* weekly is also a popular newspaper. Daily newspapers *Aftabe Karnatak* and *Kausar* are published from Mysore and *Salamathi* from Gulbaraga. With the advent of computerised composing the Bangalore newspapers can be compared to any good newspapers of other languages.

Education wise, Urdu has the second largest network of schools for which the Government has established a separate Directorate of Minority and other Languages for their proper administration.

Following writers and poets have secured awards from the State Urdu Academy during recent years: 1987-88-Fiaz Belgodi and Syed Shahbuddin Nadvi; 1988-89-Hakeem Md. Imam Imami (Bangalore), Hamid Almas (Bangalore) and Meer Mahmood Hussaini (Mysore); 1989-90 Md. Qasim Pyare (Hubli) Saleem Tammannai (Mysore) and Rahi Qureshi (Gulbarga); 1992-93-Abdul Hadi Rafat (Bangalore), Wahab Andaleeb (Gulbarga) and Mazharuddin Samad Shahid (Mysore).

Add to page No.906

Malayalam in Karnataka *

The contacts of Kannadigas with Malayalis in the field of fine arts in ancient days has indeed been very fruitful. The process of give and take between the two adjoining states goes on even now.

* *Contributed by Dr. V. Gopalakrishna, Madras.*

In the field of language and literature we may notice that *Lilatilakam* (Circa 1390 A.D.), the first extant treatise on Malayalam grammar and poetics, gives ample testimony of its author being influenced by the then existing Kannada treatises on grammar and poetics like *Kavyavalokana, Karnataka Bhashabhushanam, Kavirajamarga* and *Sabdamanidarpana*. The author first gives grammatical information and then goes on to deal with poetics which is his main subject.

The Basel Mission Book and Tract Depository based at Mangalore played a significant role in preparing useful grammars and dictionaries in Malayalam and Kannada. Rev.H. Gundert's *A Malayalam and English Dictionary* and Rev.F.Kittel's *A Kannada and English Dictionary* may be said to lay the foundations of lexicography of these two languages.

After the unification of various Kannada-speaking areas into Karnataka State, linguistic and cultural contacts of Kerala and Karnataka received a great impetus. Literary academies in both Karnataka and Kerala and the Central Sahitya Akadami and the National Book Trust have all embarked on programmes of two-way translations between Kannada and Malayalam and several publications in this regard have already come out. In addition to the institutional effort mentioned above, bilingual and other scholars in the two languages have contributed much through their translations of popular literary works in the languages to the enrichment of mutual understanding of the peoples of these areas. Some of these writers are T. Ubaid, Kayyara Kinhanna Rai, N. Kasturi, B.K. Thimmappa, P. Subraya Bhat and K.S. Karunakaran. Their translations of novels, short stories, poems and literary history are now well known. Many acclaimed literary works especially those of Jnanapitha and Sahitya Akademi award winners like K. Shivarama Karanth, Masti Venkatesha Iyengar and Rao Bhadur in Kannada and Thakazhi Shivashankara Pillai, S.K. Pottekkat and Keshava Dev in Malayalam are now available in both Kannada and Malayalam by inter-lingual translations.

It is noteworthy that many Kannada writers like M. Rama, U.P. Upadhyaya, Susheela Upadhyaya, A.S. Kedilaya, H.S. Ramachandra Gowda and others have brought out a number of learned monographs and essays connected with Malayalam besides their main work on Kannada. A few prose works of popular Kannada writers like Niranjana, U.R. Anantha Murthy, Gorur Ramaswami Iyengar, Lankesh, Girish Karnad and Srikrishna Alanahalli have also appeared in Malayalam versions and have gained appreciation of Malayalam readers.

A band of new writers have come up now whose translations of short stories, novels, monographs etc., are bringing the two language cultures in closer contact. K.T. Sridhar (Manju), P.V. Punichittaya *(Nannajjanigondaneyittu)*, Srikrishna Bhat Arthikaje *(Ayyappan)*, V. Gopalakrishna *(Kandara* in Kannada *Kannada Samskaram* in Malayalam), K.K. Nair, C. Raghavan, M.S. Laxmanachar, N.S. Sharada Prasad, P.G. Kamat, Venugopala Kasaragod and Sarah Abubakar are prominent among them.

Recently a publication like *Purandaradasa Keerthanavali* with Malayalam translation and details of musical notes and explanations has appeared from Karnataka Sangha, Thiruvananthapuram. Translations of Malayalam literary works like *Mandara Mallige* (short stories, poems etc. from Malayalam) has also come out from the same institution.

Add to Page No. 990:

Telugu in Karnataka*

Since early stages of Telugu and Kannada litterateurs, writers born in one linguistic area were writing in other language. Kannada Adikavi Pampa originally belonged to Vengi and later he settled at the court of the Western Chalukyas. Likewise the nativity of Kannada writers namely Nagavarma, Durgasimha and Bhimakavi is also attributed to Andhra. In the same way, evidence exists that Telugu Adikavi Nannayya was born in Nanjangudu of Mysore district. It is noteworthy that the mother tongue of many Kannada writers, is Telugu.

The late C.R.Reddy who was a famous critic and poet in Telugu was a principal and Pro-Chancellor of Mysore University. Rallapalli Anantha Krishna Sharma who as Head of the Department of Telugu of Mysore University was unique among literary scholars. He wrote in both Kannada and Telugu languages and was very proficient in Karnatak music. K.Venkataramappa was an expert in Kannada and Telugu literatures. He had many Kannada literary works to his credit. The three books namely *Vemana, Srinatha* and Telugu *Chatupadyagalu* that he wrote in Kannada are very famous. K.Venkataramappa is also remembered for his comparative studies of classical literature of both Telugu and Kannada. Ratnakaram Shankaranarayana Raju, brought to limelight all the Telugu writers of Karnataka through his book *Karnataka Andhra Sahitya Charitra* in 1976. Badala Ramiah worked for his D. Litt from Mysore University on *Basaveshwarani Vachanalu Samagraha Sameeksha.* He translated all Basavannana's Vachanas into Telugu with commentary. He held AP Chair in Bangalore University during 1983-89. Dr. C.Thirupathi Rao, a retired lecturer from APS College, Bangalore has done comparative study on Ramayana of both literatures and published a book called *Pancha Kavyalu* based on Telugu Prabhandas.

Telugu writers living in Karnataka in the current period can be classified into three categories viz., (1) Writers who are natives of Andhra and subsequently moved to Karnataka for professional or other reasons and carry out their literary writings in Telugu alone; (2) Writers who moved over to Karnataka, settled here and developed proficiency in Kannada literature and carry out their literary work both in Telugu and Kannada; and (3) Writers who are natives of Karnataka and have become adept in Telugu literature and carryout their works (mainly translations) in both the languages.

Kavana Sarma, Professor Indian Institute of Science, Bangalore is a story

* *Contributed by Dr. D. Rajeswari, Bangalore*

writer and is one of the committee members and adviser for the popular Vishakhapatnam magazine, *Rachana.* He has also written a novel (*Toorpu Padamara* 1991). VVN Murthy is a Telugu story writer who has won many awards for his novels. *His Katha Prahelika,* a column that inspires amateur story writers is a popular one in the monthly magazine called *Rachana.* Many of his novels have been published as serials in *Chatura.* His wife V. Rama Lakshmi is also an upcoming story writer in Telugu.

Potturi Vijalakshmi, a famous novelist in Andhra, presently residing in Hosahalli, Bangalore has won many prizes for her novels. Among her latest novels is *Lakshmi Kalyanam.* Tamirasa Janaki who is housewife has written more than 50 novels in Telugu. Her novel *Vishali* has been adopted for the silver screen. Vindhya Vasini (original name D. Vijayalaxmi) who is now working in WIPRO, is a well-known Telugu story writer and a novelest. Suvarna is also a housewife and writes stories in the weekly magazines like *Andhra Jyoti* on current social problems.

With the establishment of the Department of Telugu in Bangalore University there have been many post-graduate students passing out annually with M.A. degrees in Telugu enriching Telugu literary activity in Karnataka. The present Chairman of Telugu Adhyayana Kendra, Dr. T.V. Subba Rao, is an authority on folklore and a scholar in both Kannada and Telugu literatures. He has published books like *Telugu Janapada Sahityamu, Veeragadhalu* and *Shakti Katha Chakramu* in Telugu. He translated the famous poet Sri Seshadri Sarma's poetry into Kannada. His book on *Vemana* has been published in Kannada recently. Many research scholars have obtained their Ph.D degrees under his guidance. Prof. RVS Sundaram of Department of the Mysore University is a creative writer and a famous folklorist. He has published many research articles on the comparative study of Kannada and Telugu literatures. He is the author of *Kannada Sahitya Charitra* in Telugu. He has translated Seshendra's *Gorilla* and Pattabi's *Phidelu Ragala Dozen* into Kannada.

Prof. Sundaram `Raktakshi' and K. Narayana Swamy `Yugantaka' are duo poets who translated into Kannada *Digambara Kavitalu* which has created a sensation in modern Kannada poetry. He has brought out Unnava Lakshmi Narayana's *Sangama Vijayam* a Telugu novel into Kannada. It was published by Central Sahitya Acadamy.

Dr. RVS Sundaram and Dr. T.V. Subba Rao are the editors for *Chaitanya Kavita* a journal devoted to Telugu poetry which is popular in Andhra Pradesh also. It contains poems written by well known poetry writers both from Andhra and Karnataka and also poetry transaltions from Kannada and other National and International languages. Dr. D. Rajeswari, a lecturer of Government Arts College, Bangalore is a prolific writer of poetry and several poems of her are published in different Telugu Magazines.Her thesis is *Andramuna Prabandha Roopamu Nondina Samskrita Natakamulu.* Dr.G.S. Mohan, A folklorist working as a Reader

in the Department of Telugu in Bangalore University has published several books both in Telugu and Kannada. Some of his recent publications are *Prasiddha Janapada Vignana Vettalu,* Dr. *Chilikuri Narayan Rao Jeevitamu: Rachanalu, Parishodhana Samagri Sekarana* and *Telugu Kannada Sametalu Sambhandalu.* His thesis *Streela Patalu* from (Ananthapuram area) has also been published. Dr. C. Jayalakshmi, lecturer in Bangalore University had done her doctoral research work on the *Comparative Study of Ramayana of Kuvempu and Vishwanatha.* Her Telugu books are *Kannadamlo Bharata Katha, Kavitraya Bharatamu Marochoopu* and *Teluginalli Ramayanagalu* in Kannada are notable.

Among the recent Ph.D works from Telugu Departments of Bangalore and Mysore Universities, a few of the research topics are listed below to illustrate as one more active area of Telugu literary output from Karnataka. (i) *Kolaru Jilla Telugu Janapada Kavitalu*-K. Sitha Ramiah (1987); (ii) *Tenali Ramlingam Kathalu-Vimarshanatmaka Visleshana*-V.Y.S. Somayaji (1989); (iii) *Ramayana Folk Song in Telugu and Kannada* - T. Gopalakrishna Rao (1982); (iv) *Telugu Kannada Sametalu-Toolanatmaka Parishilnam*- PS. Gopalkrishna (1989); and (v) Chitturu *Jilla Grama Devatalu Oka Adhyayanam* - T. Narayana (1987). Sri. T. Narayana has written a book on *Yanadigara Upasamskriti* which is published by Kannada Sahitya Academy.

Ghattama Raju Aswatha Narayana contributes a column on the cultural events of Karnataka in the Telugu daily *Enadu.* He along with Dr.R.V.S. Sundaram edited a book *Anantha Ragam* in honour of the contribution made by Dr. Rallapalli Anantha Krishna Sarma and presented it to him.

Among Karnataka born contemporary Telugu writers the name of Harihara Priya is the first to be mentioned. His Viswanatha's *Sahityopanyasagalu,* and Narla's *Jabali* are the outcome of his new approach in the comparative literature. He translated Dr. M. Chidananda Murthy's *Somshodhane* into Telugu as *Parishodhana* which helped the Telugu student in reserch methodology. In his 'Pustakamane' he has been conducting daily exhibtion of books of famous authors for the last two years. Markandapuram Srinivasa has translated Telugu Jnana Peetha Awrad Winner Dr. C. Narayana Reddy's selected poem collections such as *Hosamukha Tottuko, Vishwambhara* and *Mantalu - Manavadu.* He with Dr. T.V. Subba Rao has translated Dr. G.S. Shivarudrappa's Kannada poems into Telugu.

Among other Kannada writers S. Raghunath translated Chandrashekhar Patil's and Hema Pattanashetty's poems into Telugu. During last one decade, translation of Telugu novels into Kannada has captured much attention. Almost all the famous Telugu novels including some recent ones have been translated into Kannada. Yandamoori Veerendranth's novels like *Tulsi Dala, Anando Brahma, Ashtavakra* and *Marana Mridangam* have been translated by Sarita Jnanananda. Yandamoori's another novel was translated by Raja Chandur as *Kappanchu Bili Seere* (1988). Lalla Devi's *Manmatha Rekha* was done by Ajjampura J. Suri (1988),

M.G. Bheema Rao, Raja Chandur, Miss Sampath, K.R. Padmaj, and Vamshi are the writers who are showing much interest in this field. Among Telugu writers of Karnataka who translated Kannada novels into Telugu, R.V.S. Sundaram and K.S. Janaki Ramaiah are notable. Yandamoori's many novels are serialised in Kannada magazines.

In the field of cinema there has been great 'give and take' between Telugu and Kannada. D. Ramanaidu produced his Telugu super hit *Puttinti Pattucheera* in Kannada *Tavaru Mane Udugore* which had been a great hit in Karntaka in 1991-92. K. Janaki Ramaiah is bascially a Telugu Pandit who has translated *Telugu Kathegalu* into Kannada. The Directorate of Kannada and Culture has published *Telugu Katha Sankalana* in 1983 and the translators here include Sujatha, Nirupama, Veerabhadra, Raghunatha and Sharada Prasad.

The Telugu daily *Enadu* and *Andhra Prabha* have their Bangalore editions and have established full fledged offices in the capital of Karnataka. Uppala Narsimhan who is the Assistant Editor of *Andhra Prabha* has brought out his first collection of a story book in Telugu *Mudra.*

Among the Telugu writers who are outside of Karnataka and are working for Kannada in recent years the name of Janumaddi Hanumantasastri from Kadapa is foremost. He published a book by the title *Kasturi* a collection of essays from Kannada to Telugu. The book also contains Telugu translation of Shivarama Karant's novel under the title *Mookamma Kanalu.* Gadiyaram Ramakrishna Sharma has given small introduction of *Kannada Sahitya Sourabhamu* (1981) of Telugu people through *Yuva Bharati* published from Hyderabad. The Third all-India Telugu writers conference was held in Bangalore during March 10-12 of 1990 in a grand manner under the patronage and hospitality of Government of Karnataka.

In Karntaka 172 primary schools and 14 high schools have Telugu medium, and 13 high schools have Telugu as learning subject. Thirty one colleges offer Telugu as optional subject. On the whole around 500 teachers are teaching 20,000 students in Telugu. Opportunities are also available to pursue graduate and post-graduate studies in Telugu in colleges/Universities in Karnataka.

Add to page No.1005:

Marathi in Karnataka *

In the course of the last decade, the mutual relationship between Kannada and Marathi language has been getting stronger due to Kannada being made the language of administration and compulsory language of study at schools from 1982. This has aroused the curiosity of Marathi speaking young men in Karnataka about the contents and specialities of Kannada literature which has a very long history. Bendre's Kannada collection of poetry *Nakutanti* has been translated into Marathi by V.L. Joshi and it has been quite popular. *Vachana Basavaeshwara*

* *Contributed by G.G. Rajadhyaksh, Belgaum*

and *Vachanodyana,* collection of Kannada poems, and Kannada plays like Kailasam's *Tollugatti* and English *Purpose* with the title *Prayojan,* Karnad's *Hayavadana* and *Tughlak* (the latter translated by noted Marathi playwright Vijay Tendulkar and took the Marathi stage by storm), together with translations of plays like *Paripusti, Purush Havay and Ayik Janamejaya* of Sriranga, These are Marathi versions.

Writers of national repute in Kannada like Shivarama Karanth (whose *Marali Mannige, Mookajjiya Kanasagalu, Alida Mele, Chomanadudi, Maimanagala Suliyalli,* all novels), Masti (*Subbanna and Chikkaveera Rajendra), Bhyrappa (Dharmashri, Daatu* and *Grihabhanga),* U.R. Anantamurthy (*Samskara)* and Vyasaraya Ballal are familiar to Marathi readers as their works have been translated. Of the ten novels of Karanth seen in Marathi version, *Bettada Jeeva* and *Mookajji* is the title of the translations of his other novel by Meena Wangikar. T.P. Kailasam's biography written by G.C. Waze in Marathi is quite famous.

Of the Marathi writers from Karnataka especially of the Belgaum Division, the late Ranjit Desai, the late K.B. Marathe, the late Prof. G.A. Kulkarni (who for long taught in the Dharwad Janata College), K.B. Nikumba, Smt. Indira Sant, Prof. Anant Manohar, V.L. Joshi, Smt. Madhavi Desai, Smt. Uma Kulkarni, Pandit Awalikar (former Professor in Karnatak University), Vidya Sapre (Dharwad), Amrut Yardi, Chandrakant Deolgaonkar, Dr. Bhimarao Ghasti, Dr. Baburao Gaekwad, Dr. Mangal Desai and Dr. B.R. Modak are notable. Of the Marathi writers of earlier decades G.D. Khare of Gadag (whose *Gita Marma Darshana* and *Majha Bakshisache Nibandha* among other writing are famous) and R.G. Kalangade of Hubli must be remembered, the latter writing mostly on religious subject including a book on *Sayanacharya.* The writings of these people have helped introduction on Karnataka's life and culture to the people of Maharashtra. Belgaum's quota of Marathi writers is sizeable and they inlcude Shankar Ramani, Govind Kelkar, Ramkumar, Vasant Rajas, Narayan Atiwadkar, Tukaram Patil, Gomed Baburao Desai, V.G. Sathe, Asha Rustomji, Subhash Sunthankar, G.G. Rajadhyaksh and N.R. Killedar. Prof. Achyut Mane, Mahadeo More, D.D. Kothari and D.N. Josh hail from Nipani. Manohar Banne from Akkol, Ramesh Shipurkar from Sankeshwa and Usha Jogelkar from Gokak are other Marathi writers from the district. Dr A.R. Toro from Ainapur (Belgaum dist.) now residing at Kolhapur is noted schola both in Kannada and Marathi and has played a major role in the 'give an take' process between the two languages. Dr. Bhimarao Ghasti who has writte two novels in Marathi on the Bedar Community of the Belgaum district, *Bera* and *Akrosh* has won literary award of the Maharashtra Government.

Noted Marathi poet Prof. Nikumba's translation of the *Basava Vachana* is quite juicy. V.L. Joshi has translated 20 Kannada short stories into Marath including those of Ananta Murthy, Shantinatha Desai, Lankesh and Masti.

Of the writers who are from Dharwad district, the late Prof. G.A. Kulkarni' writings (mostly short story collections) during the period under review include

(1) Manasa, Arbhata ani Chillar, (2) Kusumagunj (3) Onjaladhara (4) Amritaphala and *(5) Eka Arabi Kahani.* Pandit Awalikar has edited *'Udyogaparva'* of Mahabharatha and written a book on a religious tradition called the *Mudalagi Sampradaya.* The Varadaraja Puraskar, instituted in the name of a noted industrialist Varadaraja Adya of Bombay for those who bring about understanding between Maharashtra and Karnataka is conferred on him. Vidya Sapre-Chaudhari is a novelist and her works include *Krishnamayi, Gudhayatri, Arghayadaan, Vajralekha* and *Prayaschitta.* Prof Vaman Bendre has edited *Umaalaa,* Dr. Bendre's poems translated into Marathi. Dr. Amrit Yardi has translated *Kalidasachi Atmakatha* into Marathi from Hindi and Dr. Ambedkar's biography from Marathi into Kannada. Dr. Baburao Gayekwad's works include *Boja* (collection of short stories), *Hundaka* (poems), and *Tila ani itar Ekaanki* (plays). Of the writings of Prof. B.R. Modak, four translations into Marathi including *Subodha Karmayoga,* all Kannada books of Ganapatrao Maharaj of Kannur (Bijapur dist.) during this decade may be mentioned, though the author has many more Marathi books to his credit of earlier decades including a biography of Gurudev Ranade. The late S.S. Gokhale has written *Akashashi Jodavu Nate* a work on astronomy. (This information regarding Dharwad district was furnished by Dr. B.R. Modak).

Marathi journalism also flourishes in Karnataka. The famous Marathi Newspaper from Belgaum *Tarun Bharath* founded by Baburao Thakur (1928), now a daily has started its edition from Goa, Sidhudurg, Sangli and Kolhapur and Kiran Thakur is its editor now. *Ranazunzar* (Ed. Manohar Kalkundrikar) and *Varta* (Krishna Muchandi) are two other Marathi dailies from Belagum. *Veeravani* (V.A. Sawant) (Ed. G.G. Rajadhyaksh), *Lokmat, Rashtraveer* (Rajabhau Sawant) and *Belgaum Samachar* (Madhukar Samant) are weeklies.

G.G. Rajadhyaksh had worked as News Editor of *Tarun Bharath* and he is a noted columnist. The other noted Marathi Journalist from Belgaum of recent years include Madhukar Nadgauda, Subhas Pandit, Prakash Barde, Jaywant Mantri, Prakash Parulekar, Prasad Prabhu, Prakash Kakade, Shivaji Patil and Mandavkar. Ashok Jathar from Dharwad is also a Marathi journalist.

The Vagmaya Charcha Mandal and Varerkar Natya Sangha stage Marathi plays in Belgaum. They have staged plays in Drama Competitions held in Maharashtra and New Delhi.

Add to page No. 1003

Hindi in Karnataka *

Karnataka can boast of its Hindi writers who have carved a niche for themselves in the national history of Hindi literature by producing about 100 original works followed by another 100 translations of Kannada masterpieces into Hindi. Scores of Hindi books have won awards from Government of India, many State Governments and from reputed literary organisations.

* *Contributed by Dr. Saragu Krishnamurthy, Bangalore.*

Poets have the lion's share in the Hindi literature of Karnataka. Fourteen national and international poets conference have been held during the last decade and Hindi department of Bangalore University has been in the frontline in organising such conferences. It has also organised many seminars on the works of great poets.

Dr. Saragu Krishna Murthy after publishing his *Sree Krishna Gandhi Charit*, the first *dwayarthi* epic poem in Hindi, which presents the lives of Sree Krishna and Mahatma Gandhi simultaneously with double meaning has composed *Panna* and another poetric work on the famous Rajput heroic lady. He has six Hindi books to his credit.

Shail Aur Sagar is a collection of poems by Appa Saheb and Siddhalinga Pattanashetty. Gopal Singh's *Rakta Sandhya* causes to the reader burning with human problems. *Dakshin Kavya Kusumanjali* is a rare collection of original poems by South Indian poets. Late Dr. S. Revanna's poems like *Gharwali* and *Pareeksha* are humourous. *Dharti-Ambar* by Hariprasad Pandey is a saga of love eliciting tears. Prof. R.K. Mudaliar's *Dyuti Shruti Vahini* is an unique collection of original poems written in 18 Indian and foreign languages with their Hindi version.

Vajramatti Meghamitra's *Agnipath* infuses nationalistic spirit and *Mitti ke Phool* envisages the message of humanism. Dr. T.G. Prabhashankar's *Talaash*, second collection of his poems, depicts the poet's search of human love. *Trilochan* is a collection of poems by Hindi speaking Kannadigas - Seeta Sharan Sharma, Raki Gupta, and Radhey Shyam. Ajay Kumar Singh (IPS) is another such poet who reckons the tears of the helpless in his anthology of poems *Pedki Chhaya Door Hai*. While Dr. Mithali Bhattacharaji in her *Gandhi Avahan* requests Mahatma to pour nectar on the poisonous communal hatred, Dr. Parveen Banu Farouqui in her poem *Bharat* describes the nation as a garden of human flowers with the fragrance of love and affection.

Neela Sathyanarayana takes out heart to the canals of nectar and the horizons of heaven in *Aseem* and *Amrit Barsa*. Dr. K. Muddanna's Neelkamal is a treasure of melodies and Dr. N.S. Dakshina Murthy leads us to the powerful goals of knowledge in his poem *Leela Vibhuti*. Dr. Vishnu Hebbar reveals the unknown identify of the modern man who is in the form of Brihannala in his poem *Kaante Ugte Hain*.

Chandrakanth Kusnoor, Dr. M.S. Krishna Murthy, Dr. M.K. Bharatiramanachar and Keshav Mahagaonkar are some of the story writers. Dr. M.S. Krishna Murthy seems to be the only novelist of repute in Karnataka having five novels to his credit inlcuding *Parashuram ki Behnen* and *Jyotikalash*.

G.J. Harijit stands out as the first and the foremost Hindi playwright having 10 books to his credit of which 7 books are published during the last decade. He is a distinguished playwright, who has produced award winning plays in Hindi, Kannada and English. His plays have been translated into Marathi, Gujarati and Malayalam, and two theses on his works have been produced. His *Maharaj Nandakumar* is considered as his notable contribution. *Uttar Mrichhakatik, Samrat Skandagupt* and *Sambhavami Yuge Yuge* are some of his famous plays. He is having the distinction of writing the first mime play in Hindi. Chandrakanta Kusnoor, R.C. Bhusnoormath, M.V. Jambunathan, Keshav Mahagaonkar are some other playwrights.

Lives of great personalities have inspired many writers to write biographies. Venkatachala Sharma *(Tunga Teer Ka Tapasvi)*, Dr. M.K. Bharatiramanachar *(Kanakadasa)*, Dr. N. Hatwar *(Madhvacharya)* and Bhalacandra Jayasetty (*Shreshtha Jeevaniyan)* are some of the well known biographers. These are written specially for school children. Scores of research theses produced in the four Universities of the State Viz. Bangalore, Mysore, Karnataka and Gulbarga, have been the backbone of Hindi literary criticism. Dr. S.C. Chulkimath, Dr. T.R. Bhat, Dr. Mithali Bhattacharji, Dr. P.M. Vamadev, Dr. T.G. Prabhashankar, Dr. Radha Krishna Murthy, Dr. Nandini Gundu Rao and Prof. Lakshminarayana are some of the well known critics who have enriched both Hindi and Kannada literary criticism by their comparative studies. Many of these works are yet to see the light of day.

Anil Kumar is a versatile stage and cine-artists who has acted and directed many plays for AIR, Doordashan and Amateur dramatics. G.J. Harijit's award winning play *Ek Aur Vikramorvashiy* was enacted at Delhi of the concluding day of the Festival of Award Winning Plays organised by Delhi Sahitya Kala Parishad. Two of his plays were also staged, Marathi as a part of Maharashtra Drama Festival.

Dr. Shankar Shesh's famous play *Komal Gandhar* was enacted by Sindhi Association in Bangalore. An organisation called 'Kadambari' organises Hindi Drama Festival every year by inviting the repertory theatre of National School of Drama, New Delhi. Hindi versions of Dr. Chandrasekhar Kambar's plays have been staged in Delhi and other cities. B.V. Karanth is the greatest contribution of Karnataka to Hindi theatre.

More than 100 novels and plays have been translated into Hindi thus acquainting the best works and writers in Kannada to the length and breadth of our country. B.R. Narayan has the distinction of translating the largest number of Kannada works like *Pahadi Kanya* (Kuvempu), *Ghata Shraddha* (U.R. Anantha Murthy), *Chikaveer Rajendra* (Masti), *Ullanghan* (S.L. Byrappa) etc. Bhalachanda Jayasetty is another famous translator whose style of language has the flavour of originality to the core. Dr. Thippeswamy, Dr. Nandini Gundu Rao, and Dr. T.R. Bhat are the other well known translators of not only fiction but also works on literary criticism.

Karnataka has many Hindi journals, foremost among them is *Dheer*, a two-decade-old Hindi weekly published from Bangalore. *Teer, Dakshin Bharat, Karan,*

Manch and *Hindivani* are some of the popular journals. *Kuntal Bharati* and *Manasi* are the two standard journals published by the Hindi Departments of the Universities of Bangalore and Mysore, respectively, devoted to the production of research articles. *Basava Marg* by Basava Samiti, is a quarterly, devoted to the propagation of the teachings of Basaveswara and their interpretations.

Almost all the Hindi writers of Karnataka have received awards. G.J. Harijit is the only writer who has received more than a dozen national level as well as State and inter-state level awards for his original plays. Dr. Saragu Krishna Murthy and Dr. M. Rajeswariah were awarded by the Rajbhasha Vibhag of Bihar Government. B.R. Narayan, Dr. T.G. Prabhashankar and B.Y. Lalithamba received awards from U.P. Hindi Sansthan. Bhalachandra Jayasetty received a prize for his short story from the Madras chapter of Authors' Guild of India. Dr. M.S. Krishna Murthy, Dr. N.S. Dakshina Murthy, Dr. Thippeswamy have also been honured with many literary awards for their originals and translation.

Many Kannada writers and artistes have adopted Hindi and produced many outstanding serials for Doordarshan in the national programmes and Delhi network telecasts. Girish Karnad's *Sare Jahan Hamara* and Shankar Nag's *Malgudi Days* became popular programmes in Hindi. Bhyrappa's novel became popoular film *Godhuli* and Ta.Ra.Su's novel as *Basant Bahar* in Hindi, though during past decades.

Add to page No. 1009:

Samskrita in Karnataka *

Sastras and *Kavyas* have emerged simultaneously and have enriched the Sanskrit literature of the period under review. Noteworthy contribution is made in the field of Dharmashastra, Alankara Sastra, Mimamsa and Vedanta. In the literary circle, *mahakavyas, khandakavyas, gadyakavyas, dramas, champu, stotra literature, kosa* and trnaslations from other languages are notewrothy.

Banavathi Ramakrishna Sastri's *Asvalayana Prayoga Ratnakara* and *Yajushaprayogaratnam,* Dhali Narasimha Bhatta's *Yajushaprayogaratnam* are the noteworthy works among works on the Shastras. S. Ramaswamy Iyengar, formerly of the Maharaja's Sanskrit College, Mysore has written a learned commentary on Appayya Dikshita's *Chitra Mimamsa,* entitled *Tattvaloka.* E.S. Varadachar, recipient of many honours and retired professor of Mimamsa, Maharaja Sanskrit College Mysore has two works to his credit namely, *Jaiminiya Sutra Vritti* and *Mimamsaslokavarthika.* S.R. Ranghunatha charya has written *Dvaitasiddhanta Sara.* M. Krishna Jois has two works to his credit namely *Mulavidya Bhasya Varthika Sammata,* and *Sankara Dharsana Marma Prakashana.* H. Gopalacharaya's work *Srimadrahasyatrayasararthabodhini* is a noteworthy contribution in the field of Visistadvaita. E.S. Varadachar has written *Vedanta Kalpadruma.*

* *Contributed by Dr. S.R. Ranganath, Bangalore.*

K.S. Bhaskar Bhatta, Kanaradi Vittalopadhyaya and H.V. Narayana Sastry have written *Sri Gurukrupa Tarangini, Dhruva Charitam* and *Nacharambavijayam* respectively. In the field of *khandakavyas,* the following scholars have contributed: M. Manjunatha Bhatta, R. Ganesh, Jaggu Singaracharya, Areyar Srinivasa Iyengar, Padamanabha Aitala, Bommalapura Venkatarama Bhatta, A.V. Achar, Paradd Mallikarjuna, Prof. K.T. Pandurangi and K. Najunda Ghanapati. M. Manjunatha Bhatta, has two works to his credit namely *Bhakti Vithika* and *Virakti Vithika.*

R. Ganesh, a mechanical engineer by profession, has four *khandakavyas* to his credit. *Antah Kantih, Sankara Vivekiyam, Sri Krishna Lahari* and *Sri Samba Lahari.* Jaggu Singaracharya is an author with many works to his credit and a retired Sanskrit Pandit from Tumkur. He has written *Kavya Kalapa* Part-II. Areyar Srinivasa Iyengar's work *Samanvaya Triveni* was published in the year 1987. Padmanabha Aitala's *Shivasandhya* is a notable composition. Bommalapura Venkatarama Bhatta is an author of many works, though most of them have not seen the light of the day. His *Kavyamritam* can be specially mentioned. A.V. Achar has *Savichara Shatakam* to his credit. Paraddi Mallikarajun has written *Satikam Kabirdasa Shatakam.* K.T. Pandurangi, former Professor of Sanskrit, Banglaore Univesity, has written *Kavyanjali.* K. Nanjunda Ganapati, a resident of Shimoga has written two works namely *Bhakta Mayuradhwajacharitam* and Sri *Gowrikalyanam.*

Jaggu Vakulabhushana, Dr. K.S. Nagarajan, S. Jagannath and Dr. V.D.Hegde are the scholars of eminence in the field of prose. Perhaps the oldest and the greatest living writer and author of more than 60 works, Vakulabhushana has written *Jayanthika* a master prose work on the basis of Bana's *Kadambari.* Dr.K.S. Nagarajan is the author of many works. *Bharatiya Deshabhakti Charitam* part-II is an important work highlighting freedom movement. Dr. V.D.Hegde, is serving in the department of Hindi, Mysore University and his work in Sanskrit *Kavyashastra Vinoda* is delightful one. S. Jagannath's *Prabhandhapallava* meant to be a primer, is a useful work.

Jaggu Vakulabhushana, Dr. K.S. Nagarajan, Vidvan N. Ranganatha Sharma, R.Ganesh and B.Vasudeva Bhatta have notewrothy contributions in the field of drama. Jaggu Vakulabhushana is the author of more than 20 dramas including *Samyukta Nighna Tapasa, Prasanna Kasyapam* and *Nava Jimutham.* Dr. K.S. Nagarajan, being inspired by Kailasam's *Karna* has written *Unmattakeechakam.* His other drama is *Gurushapam.* Vidwan N. Ranganatha Sharma, retired professor of Vyakarana has two dramas to his credit: *Bahubali Vijayam* and *Ekachakram Anveshanam* is a drama written by R. Ganesh, B.Vasudeva Bhatta has penned the play *Suvarna Vristih.*

Pandarinathacharya Galagali, renowned sawant has *Shambhulinga Vijaya Champu.* Kanaradi Vittalopadhyaya has *Prahlada Champu* to his credit.

Vidvan Balaganapthi Bhatta, Anandathirthacharya, Hayavadana Puranik, N. Ranganatha Sharma, H.S. Pathak and Prativadibhayankaram Sampathkumaracharya have contributed to *stotra* literature. Vidvan Balaganapathi Bhatta has more than 100 *stotras* to his credit and most of them are unpublished. His *Vaidyanatha Suprabhatam* is published from Mysore. Chakravarthi Srinivasa Gopalachar's *Sabdhartha Kaustubha*, Part V and VI are useful in the understanding of Sanskrit language.

Inspired by the great works in other language, the following scholars have translated them into Sanskrit. Prof. C.G. Purushottam has trnaslated Kuvempu's *Nannagopala* as *Mamagopalah*. H.V. Satynarayana Sastry has rendered into Sanskrit Go.Ru. Chennabasappa's *Saksikallu* as *Saksisila*. Dr. S.R. Leela, has transalted Halworthy Hall's *Valient* as *Amaranayakam*, and Gordan Daviot's *Remember Caeser* as *Gandhismaranasambramam*.

State and National Awardes: The following are some of the scholars who have received the state and national awards: (1) Prof. K. Krishna Moorthy: President's certificate of Honour, (2) Prof. K.T. Pandurangi: President's Certificate of Honour, (3) Vidvan N. Ranganath Sharma: President's certificate of Honour, (4) Vidvan K. Krishna Jois: President's Certificate of Honour and Karnataka Rajyotsava Award, (5) Vidvan B. Rama Bhatta: President's Certificate of Honour and Karnataka Rajyotsava Award, (6) Vidvan H.V. Narayana Sastry: Karnataka Rajyotsava Award, (7) Jaggu Vakulabhushana: President's Certifcate of Honour, (8) Pandit Pandarinathacharya Galagali: Recipeint of Karnataka Rajyotsava Award, President's certificate of honour, and Central Sahitya Academy award, (9) R. Ganesh: Recipient of Karnataka Rajyotsava Award. (10) Prof. C.G. Purushottam: Recipient of Karnataka Rajyotsava Award, (former Professor of Sanskrit, Maharaja's College, Mysore), (11) E.S. Varadachar: Recipient of President's Certificate of Honour, (12) Chakravarthi Srinivasa Gopalachar: Recipient of President's Certificate of Honour, (13) Vyakaranateertha Chandrashekara Sastry: Karnataka Rajyotsava Award and (14) Panditaraja N.T. Srinivasa Iyengar: Recipient of Karnataka Rajyotsava Award.

Poornaprajna Vidyapeetha, Adarsha Academy of Indian Culture, Rashtreeya Vidyalaya Institute of Sanskrit Studies (run at NMKRV college for women), Akhila Karnataka Samskrita Parishat, all from Bangalore are striving hard for the promotion of Sanskirt in Karnataka. Vakulabhushanam has also secured Central Sahitya Academy Award for 1992

Add to page No.993:

Tamil in Karnataka*

The contribution of Tamil writers in Karnataka is very significant. A survey to identify the trends in Tamil writings from Karnataka during 1982-1992 is attempted here.

Contributed by Dr. S. Srinivasan of Bangalore

Aayirathil Iruar and *Aasthin Illam* are the two famous novels written by Sujatha. Sundarapandian has written the novels *Kannadiar Magal, Tipu Sultan* and *Chanakkiyan*. Tamizhavan has his share in the feild of novels through, *Eerkanave Collapatta Manitharagl*. Pavannan has written *Oru Manitarum Cila Varushangalum, Vaalkai Oru Vicharanai, Citharalgal* and *Itu Vaalkai Illai*. *Kangaiyellam Koolamittu* was written by Amudavan and Ravichandran has written the novel *Ini Oru Viti Ceyvoom*.

Many impressive short stories have been written by the writers Sujatha, Pavannan, Tamizhavan and Ravichandran. The following collection of short stories *Veliccam, Veliyeerram, Veerakal Tolaivil Irukinrana, Pavannan Kataigal and Neeru Vaalntavargal* are the contributions to the field of fiction (short stories) by Pavannan. Ravichandran has the credit of having the collection of short stories *Indira Gandhiyin Irandaavatu Mugham and Cintu Veli Naagarigam*. Tamilavan is also having a share of contribtuion in this field through his collection *Tamilavan Kataigal*.

Tamil poetry underwent a radical change in the structural as well as in the thematic levels. The eminent poets of today Sujatha, Sundarapandian, Eraiyadiyan and Ponnarasan have written modern poems. *Nylon Ratangal* by Sujatha, *Pakal Kanavugal* by Sundara Pandian, *Uumai Kanavugal* by Eraiyadiyan and Ponnarasan *Kavitaigal* by Ponnarasan are worth mentioning.

The field of research and criticism in Tamil are now flourshing in Karnataka. Dr. S Carlose has done his research for Ph.D. degree under the joint guidance of renowned Kannada scholar Dr. M. Chidananda Murthy and Tamil scholar Dr. S.V. Subramanian on the subject-*A structural Study of Tamil and Kannada Folk Tales*. Being the author of the book *Sakti Vazhipaadu*, Dr. R Srinivasan has done his research for Ph.D under the guidance of Tamil scholar Dr. K. Nachimuthu on *A Grammatical Study of the Private Diary of Ananda Ranga Pillai*, the Dubash of Pondicherry.

Dr. S. Shanmugasundarm, a folklorist has the credit of the books on folklore such as *Tirunelveli Maavatta Nattupura Paadalgal, Kaatu Malligai* and *Muunkil Ilai Meelee*. Moreover he has written the books *Naatupura Varalaaru* and *Tamilil Naattuppura Iyal*. Tamilavan has his share in the field of criticism by writing the books, *Pataippum Pataipaalliyum, Amaippiyal Vaattamum Tamil Ilakkiyamum* and *Tamil Kavithaiyum Molithal Kootupaadum*. Pa. Krishnasamy also edited a colletion of the critic Ka.Na. Subramaniam's work in the name of *Ka.Na.Su. vin Ilakia Tadam*.

Being a researcher, Dr. S.S. Ilango has written the book on Bharathidasan such as *Paaventar Kataippatalgal, Bharathidasan Pataippukalai, Bharathidasan Paarvaiyil Bharati* and *Paaventarin madalgal*.

Dr. Vanangamudi has written the book *Ilakkia Medai* and has collected the

stories by Periyar E.V.R. and published in the form of a book. K. Poongavanam is the author of *Paavaanar Oor Aaivu*. V. Perumal has written the Glimpses of Tamil Literature in English and *Pala Nookkil Pal Mozhigal* in Tamil.

The services rendered by various Tamil writers in translation work is to be remembered. K. Venkatachalam has translated Chaduranga's *Vaisaaka* into Tamil as *Mouna Oolam*. *Kuvempu Kadhaigal* has been translated into Tamil by Natarajan. M.K. Indira's novel *Paniamma* by Eraiyadiyan, U.R Ananthamurhty's *Samskara* by Sadasivam, *Thirukural* into Kannada and *Mankuthimmana Kagga* into Tamil by Muniswamy are also notable. Pavannan has translated the Kannada drama of Shivaprakash as *Madurai Kaadam*.

Add to page No.1057:

PAINTING *

The decade of the 80's has given place to that of 90's. A person who surveys the Karnataka art scene over the decade that has ended, finds that there has been considerable progress. The artists hailing from the State have been arranging exhibitions both within and outside the State. By winning fame and awards at the national level, the artists from the State are in the comity of contemporary artists of the country. The sphere of art education has also witnessed great changes. Four Universities in the State are offering graduate and post-graduate degrees in art. Seven art galleries are dotting the garden city of Bangalore having been put up by private agencies. Occasionally, they even come across the original work of an artist from abroad exhibited here. Buyers and connoissuers of art works have increased, besides improving the art appreciation atmoshphere of the city. The city is also witnessing increase in the number of lectures on topics of art, workshop and artist camps. Graphics has made inroads into the curriculum of leading art schools, a few artists even boast of their own graphic studios.

There has been a marked increase in the number of publications on topics of art in Kannada language. The leading periodicals of the State come out with a column on art dealing with painting, sculputre etc. The period has also been a witness to the passing away of a number of elderly artists, which in the art world has heralded the end of an era. The Karnataka Lalitkala Academy for its part has seen consolidation during this period, and has rendered yeoman service to the world of art during its activity oriented tenure except for a break of one year in 1991

Karnataka Lalithkala Academy

The Karnataka Lalithakala Academy assumed its present format during the year 1977. Since then, it has been reconstitued periodically during 1981, 1984, 1987 and 1992. Each time some members from the previous set up continued.

* *Contributed by P.R. Thippeswamy, Mysore.*

K.K. Hebbar, T.P. Akki, Somashekara Sali, R.M. Hadpad and P.R. Thippeswamy, were the presidents of the academy during its term of 1977, 1981, 1984, 1987 and 1992 respectively. Among the members, V.G. Andani, M.S. Nanjunda Rao, G.S. Shenoy and P.R. Thippeswamy served four terms, R.M. Hadpad, S.K. Ramachandra Rao, V.G. Sindhoor and P.S. Punichittaya served three terms, M.T.V.Acharya, Rumale Channabasavaiah, R.G. Raikar, V.B. Hiregouder, C.S. Krishna Setty, M.V. Guru, Subramanya Raju, B.V.K. Sastry, S. Shettar, S.G. Vasudev, K.K. Muthanna, M.B. Basavaraju, Kalidasa Pattar and G.Y. Hublikar served two terms. Among other artists of the State, Bhaskara Rao, M.Chandrashekar, Goolannavar, Jayaram Dhananjaya and Chandni Pawar have served the academy as members during 1981. S.Narasimhachar, G.S Khande Rao, Shridharachar, G.K. Satya, M.B. Lohar, Nagalingachar, A.Yousuf, S.N. Chandrashekar, U.Ramesh Rao, S.K. Hoogar, V.C. Malagatti, Savitri and M.J. Kamalakshi served as members during 1984. The academy reconstituted in 1987 had A.L.Kalburgi, Balan Nambiar, M.V. Sholapurkar, Somanna Siddappa Shilpi, D. Vadiraj, H.N. Suresh, Brijesh Pathak, Peter Lewis, M.S. Jatti, B.K. Hubli, Narayanappa Chitragar, B.M. Gowreesh, N. Pushpamala and Sheela Gowda as members. As a result of reconstitution in 1992, B.G. Mohammed, K. Chandranatha Acharya, H.S. Nagaraju, S. Thippeswamy, Y.H. Soogoor, S.Shankaranarayanacharya, M.C. Chetty, V.T. Kale, Shekar Y. Kadadi, Basavaraj Uppin, K.S. Shridhar, V.R.C. Shekar, K.S. Sherigar, Raghupathy Bhat, A.K. Joshi, Dr. B.K. Hiremath, A.L. Narasimhan and S. Dhanalakshmi and Prema Rangappa are serving as members.

When the academy was reconstituted in 1984, several new features were incorporated. The nomination of *ex-officio* members was discontinued; each academy functioned with its own Registrar, and a common Accounts Officer looked after the financial administration of all academics.

Annual Exhibitions

There were two state level Art Exhibitions during 1978 and 1980; prior to the constitution of Lalitakala Academy in 1981. In the 10th annual exhibition held in 1978, five artists were presented a cash award of Rs.3000, each; while during the 11th art exhibition held in 1980, ten artists bagged a cash award of Rs.1000 each. The 13th annual exhibition was held in 1982, and that year V.G. Andani, M.B. Kumbar, K.R. Subbanna G. Jayakumar, A. Yousuf, A.D. Patthar, V.A. Deshpande, P.R. Nayak, and V.G. Sindhoor won cash awards. Special awards of appreciation were bestowed on Nagaraj V. Shilpi, Somanna Siddappa Shilpi, K.S. Appajaiah, Basavaraj R. Bulla, Vijay Hagargundgi and Srimathi Leela Sanadi. In the 14th annual exhibition held in 1983, Shyamasundar, B.K. Hubli, M.S. Chandrashekar, U. Bhaskar Rao, S.V. Siddalingachari, S.Vishweshwara Raju, S. Krishnappa and Vijaya Bagodi, B.Y. Vinoda, and S. Dhanalakshmi were the award winners. In the 15th Annual exhibition held in 1984, G. Jayakumar, Vijay Hagargundigi, B. Jayaram, B.V. Suresh, V.A. Deshpande, Venkatachalapathy, J.M.S.Mani, Peter Lewis, M.B. Lohar and Leela Tyagi Sanadi won the awards.

The 16th annual exhibition held in 1985, witnessed Nataraja Sharma, B.M. Panchal, H.S. Venugopal, S. Shyamasundar, Ganesh Gudi, B.V. Suresh, M.V. Kambara, John Devarj and Srimathi Jyoti Jeevangikar bagging the awards. The 17th annual exhibition was held in 1986 C. Siddalingaiah, A.L. Narasimhan, N. Marishamachar, M.K. Muthappa, K. Kariraju, B. Krishna Devadiga, Ravi Varma, V.G. Biradar, H.V. Pratapasimha and Sheela Gowda won the awards.

During the year 1987, the scheme of awards changed so that 5 artists could receive a cash award of Rs.5000 each. The 18th annual exhibition was held in 1987. Mallikarjuna Chetty, Basavaraj R. Bulla, R. Umesh, Chidananda Ganesha Gudi, A.M. Prakash, B.K. Srinivasa Varma, P.S. Punichittaya, M. Rama Murthy, M.V. Srinivasachari and M.J. Kamalakshi were the award winners. In the 19th annual exhibition held in 1988, Shashidhar, V. Pathar, S.M. Basavaraj, Vijaya Bagodi, K. Panchappa, Amare Gowda and V. Bijjala were the award winners. During the 20th annual exhibition held in 1989, Nataraja Sharma, Srikant C. Shetty, Ullhas Karde, G. Jayakumar and Shankar Navalabha won the awards. In the 21st annual exhibition held in 1990, Sriyuths Chandrashekar V. Yerappali, M.V. Kambara, M.B. Suresh Kumar, N.G. Venkatachalapathy Nayak, K. Ravikumar and M.C.K. More bagged the awards. The 22nd annual exhibition was held in 1992. K.G. Arun, Popuri Raja Rao, N.S. Pradeep Kumar, Devraj, S.M. Banu Manaf, Devaraja Kamble, M.B. Patil, Amrit Sahu, U. Ramesh Rao and Smita Kariappa secured the awards. Formerly, artists and students competed under separate categories. The arrangement has now been revised to include both of them in the same category.

Annual Awards

The academy had started recognising the contribution of artists as far back as 1965 itself. By the year 1982, 41 artists had been the receipents of the annual awards. The annual award winners in 1982 were S.M. Chandrashekar, M.E. Guru, R.M. Hadpad, S.M. Pandit, F.M. Soofi and S. Shettar. M.H. Ramu and S.G. Chinnannavar got annual awards of 1983 and the 1984 annual ward winners were K.H. Ramachandra and Sagardatt Patil. The annual awards of 1985 were secured by Vijaya Sindhoor, N.R. Mrutyunjayachar, Krishna Kshatri, V.T. Kale and Srimathi G.V. Subhashini Devi. The 1986 annual awards were presented to S. Kalappa, M.B. Patil, B.V.K. Sastry, Narayanappa Chitragar and Kalappa Manappa Kambar. The awardees for the year 1987 were S.N. Chandrashekar, S.G. Vasudev and V.K. Patil. The year 1988 saw S.S. Manoli, G.D. Mayacharya Shilpi, G.S. Khande Rao, R.B. Kumbar and Srikanth C. Shetty wining the awards. The award winners for the year 1989 were Y.H. Soogoor, Panchaksharaiah Shivamurthaiah Hiremath, Yousuf Arakkal and B.S. Ramachandrappa. The 1990 annual awards were bestowed on C. Parameshwarachar, B.V. Rama Murthy, Somashekara M. Sali, Peter A. Lewis, and G.S. Shenoy. V.B. Hire Gouder, Venkobappa Krishnappa Chitragar, A.S. Patil, Late Basavaraja Halijola and N.P. Srinivasacharya won the annual awards for 1991. The year 1992 saw B.K. Hubli, D. Vadiraj, Nagalingacharya Shilpi, G.Y. Hublikar, and K.V. Seetharaman winning the annual awards. L.P. Anchan,

V.R. Shetty, Ramanarasaiah, Shankaregowda Bedur, and M.J. Kamalakshi were selected to receive the annual awards of 1993. The award consists of an honorarium of Rs.5,000, a memento and a shawl. Recently, the honorarium has been raised to Rs.7,500.

Grants

The Karnataka Lalithkala Academy encourages holding of art exhibitions and purchase of useful books by making liberal grants. During the period 1977-80, 20 artists received a grant of Rs.500 each, to enable them arrange one man shows within the state. Two artists received Rs.1000, each to help them hold one man shows outside the state. A grant of Rs.33,500 was made to facilitate 26 art students receive scholarships. Among the benificiaries, 10 students studied outside Karnataka (eight at Baroda and two at Shantiniketan), and 16 others within the state. A grant made by the Academy facilitated a few artists to visit Delhi where the 4th Triennale was held. Several institutions received help to conduct programmes like seminars out of a total grant of Rs.12,500; book purchase was encouraged by granting Rs.14,164. A sum of Rs.3000 was used to help artists in debilitation.

The period 1981-1984, saw 57 artists arranging one-man shows within the State from a grant of Rs.28,500. A sum of Rs.4000 was released to arrange 4 group shows within the State. One-man shows and group shows were held outside the state also. Fifteen artists received Rs.22,500 for one man shows and 2 group shows took place with grant of Rs.3000. During this period a sum of Rs.86,200 was disbursed to 21 students to help them continue their studies outside the State.

During 1980-1981, a grant of Rs.15,000 was Released to 5 Art schools and organisations to enable them conduct camps, exhibitions, and procure books and slide projectors. For the same purpose, during 1982-1983, eight organisations and during 1983-1984, seven organisations were provided grants of Rs.9000 and Rs.7000 respectively. This period also witnessed the Academy coming to the rescue of 13 artists by providing them Rs.13,000 towards their Medical Aid (Rs.2000 each to 3 artists, Rs.1000 each to 4 artists and Rs.500 each to 6 artists). *Kalamela* and *Kalamahotsava* were encouraged with a grant of Rs.6000 each. The academy that was reconstituted for the periods 1984-1987, and 1987-1990, continued making grants on the same lines.

The academy that was reconstituted in 1992, made grants as detailed below. for the period 1992-1993. Students studying both within and outside the State were beneficiaries of academy's grant. Among those studying within Karnataka, 25 students received Rs.1000 each, and a post-graduate student Rs.2,500. Three students who have chosen Graphic Art as subject of study within the State have been granted Rs.500 each per month for 6 months. Twelve students who are studying outside the state have been granted Rs.500 each per month.

Art Collection

The Academy has built up its own collection of works of art. The acquisition for this purpose is made from among works exhibited both within and outside the State.

During the period 1977-1980, the academy acquired 175 works for its collection. Of these 93 were works of artists from the state, and 82 of those outside Karnataka. These were acquired by paying Rs.1,08,050 and Rs.95,250 respectively. The academy arranged an exhibition of the works of Dandavatimath. An exhibition of works of art of senior artists Pavanje, Minajigi, Hanumaiah, P.S. Rao and Veerappa was arranged. The Academy acquired the works of these artists for its collection by purchasing the works of each of these artists. Out of the exhibits at the annual exhibition held during 1981 and 1983, 59 were acquired by the Academy. During 1985, two works of Almelkar and 18 from the annual exhibition were purchased.

The Academy has continued acquiring works of art for its collection, from private exhibitions as well as from exhibitions conducted by State and Central Lalithkala Academies. The state academy has a collection of 1100 works of art. Works from this collection have been displayed at Minajigi Art Gallery at Hubli, and the mobile exhibition of the academy. The display is continued by rotating the works of artists frequently.

Art Camps

The bank of the river Cauvery at Srirangapatna served as the venue for art camps in 1978 and 1993. The academy has organised quite a number of camps on painting and sculpture in the intervening period of 15 years between these two events. K.K. Hebbar directed an art camp held at Bangalore in March 1981. Nationally renowned artists N.S. Bendre, K.S. Kulkarni, P.T. Reddy and Santanraj participated in this camp, which was attended by 12 artists from the State. The year 1982 saw two camps, one for senior artists at Dharwad, and another for students at Hampi. Ten artists, eight from the state and two from outside took part in a camp held at Mysore during 1983. During 1984, Aihole served as venue for a camp in which 20 students were guided by five artists. During 1984, nine artists attended the camp held at Karwar. Chitrakala Parishat arranged a Graphic Art Camp (1985) in which 30 artists from the State and outside participated. The Vishwa Kannada Sammelana held in December 1985 at Mysore was prestigious event in the State and the artists's camp with 64 artists participating was held as a part of this event. In the festival of SAARC countries held at Bangalore in Nov. 1986 an artists' camp was also held and it attracted 50 artists from different parts of the country. The month of December in 1986 saw 15 artists including two from outside Karnataka participate in a camp at Madikeri. A graphic art studio was established by the Academy during November 1987. On this occasion, the Academy conducted a camp with Graphic Art as the theme.

Vidyanagar was the venue of a camp for art teachers and students which was held in February 1988.

A seminar, an art camp and an art exhibition were held as part of the Silver Jubilee Celebrations of the Academy in March 1988. A camp on painting, sculpture and graphics was held in January 1989. Twenty-seven artists participated in the event which was got up to celebrate the Birth Centenary of Jawaharlal Nehru. Terracota figures, was the theme of a camp held in April 1989 at Ankola. November 1989 witnessed a unique event in the annals of the academy. A week long camp was held at Nandi, in which the participants were the members of the Academy. The Academy served the cause of traditional sculpture By organising a camp in 1988 and Created ' Samooha Shilpa' near Ravindra Kalakshetra in Bangalore during 1989 and 12 sculptors participated in this joint venture. Bijapur and Sandur were the venues of the art camp held in September 1992. A camp on Serigraphy was held at Bangalore on 12th October 1992, and in May 1993 a camp on landscape and portraiture was held at Madikeri.

Works of art are selected both from the annual art exhibitions and are displayed at the taluk and district levels. Each district in the State has had at least one exhibition.

Central Lalithkala Academy

The Central Lalithkala Academy is located at Delhi, with its South Zone Cultural Centre at Madras and South Central Zone Cultural Centre at Nagpur. These units have organised several National level programmes at Bangalore and at other prominent cities of Karnataka. In 1979, an art exhibition 'point of view' was held at Bangalore, Bellary, Dharwad and Gulbarga. Bijapur was the venue of an art exhibition and painting competition for children during July 1989. During September 1989, South Central Zone Centre of Nagpur arranged an art exhibition at Bangalore. Works of art which were exhibited at the 3rd All-India Art Exhibition were displayed here. A camp on sculpture was organised at Gulbarga in 1991. The South Zone Centre of Madras organised an art exhibiton in 1991. The works of art displayed here were those of award winning artists at the State exhibition. Bangalore city has had the privilege of being the venue of several exhibitions, in which entries to the Annual Exhibition conducted by the Central Lalithkala Academy have been displayed. Several camps have been organised by the zonal centres in which artists selected from the State participated.

The last decade has witnessed a rise in the number of artists from the State, who are participating at the annual exhibition conducted by the Central Lalithkala Academy. Artists from the State have made a mark at the National level, and are among the National award winners. K.K. Hebbar (1958), S.G. Vasudev (1967), Balan Nambiar (1981), Yousuf Arakkal (1983), Vijay Sindhoor (1983), L.P. Anchan (1984), K.R. Subbanna (1984), N. Pushpamala (1984), K.S. Rao (1985), R. Umesh

(1987) and V.G. Andani (1992) have won the National awards bringing laurels to the state. N. Pushpamala has also the distinction of winning the 1986 Triennale award.

Seminars

After reconstitution of the academy, there has been an increase in both the number of seminars conducted and the systematic publications of lectures. During February 1983, a seminar on Art Education was held. Chitrakala Parishat of Bangalore organised a seminar in December 1983 in collaboration with the Central Lalithkala Academy. The national level event had Art Education for its theme. The National Art Exhibition took place in May 1984, when a seminar was held as part of the event. The Vishwa Kannada Sammelan held in 1985 at Mysore, had a seminar on art as a part of it. Several lectures on Traditional and Modern art were delivered. The programme was organised by the State Academy during the latter half of 1987, and Bangalore, Dharwad and Mysore were the venues. Renowned persons in the fields of literature and art participated in the programme. Subsequently, *Kalavartha*, the house magazine of the academy brought out a special issue, carrying a few of these lectures. The end of 1988, witnessed the academy conducting a camp on Art appreciation. Fifty lecturers from various colleges participated in this camp to evaluate art. It was a memorable occasion for the academy when K.K. Hebbar, a senior artist from the State was conferred 'Padma Bhushana'. An exhibition of the works of the artist, as well as a symposium on art of Hebbar were arranged.

The academy that was reconstituted in 1992, held three symposia. One introducing various facts of Modern Art at Bangalore in March 1992, (the deliberations were published as a book under the caption *New Faces of Modern Art*), another on 'Art and Mass Communication' in July 1992 and a third during September 1992 at Sholapur with the theme 'Life and Work of Shubha Rao'.

There have been many senior artists hailing from the State, who have made notable contribution to the world of art. The academy organised a few seminars to heighlight the contribution of such artists. Mysore city was the venue of a seminar in October 1992. The theme was contribution of artists M. Veerappa, K. Keshavaiah, N.J. Pavanje and Shilpi Siddalingaiah. Another seminar held at Udupi, the temple city, dwelt on the contribution of Manjaiah Hegde, K.K. Hebbar, and Gopala Shenoy.

Publications

The State Lalithkala Academy has been keen on bringing out publications. So far, a number of publications have appeared covering many topics like art history, attitude to art, art appreciation, biography of artists, introduction of award winning artists, and art portfolios. Collection of articles on art inlcuding translations, collection of papers submitted at seminars and symposia are also being

published. The Academy during the course of the last decade has brought out 52 publications. These include biographies, monographs and five portfolios. Fifteen books which include six reprints and four portfolios have appeared in 1992-93. *Karnataka Kala Varte,* the house magazine of the academy aims at educating people about the academy's activities and achievements.

Mobile Art Exhibition

The Karnataka State Government presented a bus to the academy in the year 1986. The academy has utilised this vehicle to organise a mobile exhibition of works of art. At a time, about 25 to 30 works of art could be displayed in the bus. The works of art of various artists, in different styles, of different periods of time are displayed in this mobile exhibition. The display is also arranged at venues where academy conducts its programmes like art exhibition, art camp, seminars, symposia and also during Dasara and Sahitya Sammelans. The bus equipped with T.V., V.C.R and slide projector uses these tools of exhibition imaginatively. Schools of art and institutions promoting arts frequently requisition this service.

The magnificent murals of antiquity in the State have been steadily deteriorating owing to neglect and ravages of time. The Academy envisaged a scheme under which copying of the murals is undertaken. The murals located at various temples in Hiriyur, Mudukutore, Naragund, Nippani, Shravanabelagola and Sira have been copied. The academy reconstituted in 1992, has vedeographed murals at 32 places which are spread all over the state. This collection has a run time of 30 hours. The Academy has also a collection of over 600 photographs and colour transparencies of murals.

Art Education

Art education in the State of Karnataka falls under several schemes. Persons who have completed the secondary education course (S.S.L.C) can take up a two years course. The State Directorate of Technical Education has formulated several job-oriented courses. Quite a few text books for these courses have portions pertaining to painting and sculpture. A two-year course facility under this scheme is made available. The Directorate of Technical Education offered a five-year diploma course. The only institution where one could take up this course was at Davanagere. The course placed onus on commercial art. From 1992 onwards the institution has been affiliated to Kuvempu University. It is now known as University College of Fine Arts, and offers five-year course leading to the degree of Bachelor of Fine Arts. The Karnataka State Secondary Education Examination Board conducts a diploma course. This course is of five years duration after S.S.L.C. Art schools all over the state are preparing students for this course. It has also a T.C.H. course of three years which is mandatory for art teachers. There is also a provision for higher training in this scheme. A two-year Art Master course is helpful for career advancement. There was a time when persons desirous of taking up a course in

arts for a degree, had to do so at Baroda, Bombay and Shantiniketan. The State is now able to offer this facility and with the exception of Mangalore University, four universitites in the State through institutions affiliated to them, offer degree courses. Attempts are being made to offer Post-graduade courses also.

Among the many institutions providing art education the College of Fine Arts run by Chitra Kala Parishat at Bangalore (1960) is in the forefront. Affiliated to the Bangalore University, the college has a well equipped library, studio and graphic workshop and has over 15 members on its faculty including the Director M.S. Nanjunda Rao. The college offers degree courses in painting, sculpture, commercial art, art history and graphic art. Permission has been granted from 1990 to conduct post-graduate course. Another such institution in the State is the Ideal Fine Arts Institute at Gulbarga. Started in 1965, it has a well equiped building, library, and graphic studio. Besides these, an art gallery, folklore museum, theatre, photography studio and seminar hall are in the final stages of construction. V.G. Andani is the director and Vidya Chandra Kothari is the President of the institution. It has a fine faculty and degree courses in painting, applied arts and graphics, and post-graduate course in painting are offered. The institute has recently been renamed Matoshri Manekbai Kothari College of Visual Arts and affiliated to the Gulbarga University. Several seminars of State and National level have been held here. It has also organised workshops, art camps and over ten exhibitions under the name 'Mixed Bag'. A book titled *Kalavidanu Nadedubanda Daari* and a periodical *Pratibhe* are among the publications brought out.

Chamarajendra Academy of Visual Arts (CAVA) was established as a constituent of the State Directorate of Kannada and culture. The campus is located at the sprawling 'ALOKA' at Ilawala on the outskirts of Mysore city. The institute has vast tracts of open field, magnifient buildings, and is well equipped with library, studio, graphic printing machine, and a kiln which is useful for sculpture. The Dean, artist G.S. Shenoy, heads a faculty of about a dozen members.

Shri Sharana Basaveshwara Mahavidyalaya at Gulbarga, affiliated to the Gulbarga university has a team of experienced art teachers under the direction of G.S. Khande Rao. The institute has a well equipped studio, and has organised several programmes like art camps.

Vijaya Kala Mandira at Gadag, is affiliated to Karnataka University. The institute under direction of T.P. Akki, has served the cause of art for over four decades, and has the reputation of having moulded several top ranking artists. Till 1990, it had turned out around 3,000 drawing teachers including 200 who passed with rank.

Vijaya Mahantesh Kala Mandira (Hubli, 1951) has made great strides owing to the foresight of Dr. Minajigi. Originally named the Hubli Fine Arts Society, it is now supported by Vidya Vardhaka Sangha of Moorusavira Math.

Kalamandira, School of Arts, at Bangalore has the distinction of being the first arts school in the state. The late A.N. Subba Rao founded and guided this institution, which has recently, acquired machinery for graphics. *The Acharya Chitrashala* started by the late M.T.V. Acharya, at Bangalore is active even after his demise, and is the only institution giving postal tuitions. *The Ken School of Art* at Bangalore, though not very well equipped, has been notable for moulding artists in the contemporary art tradition. It is equipped with graphic machinery. The Principal R.M. Hadpad is an artist with modern views. Many of its students have attained fame at the State and National level. About 15 students of this institution have undergone higher education at Baroda and Shantiniketan. B.V. Suresh, Jayakumar, Omprakash and Sheela Gowda have studied at the Royal School of Arts at London. Suresh and Jayakumar are on the faculty of M.S. University of Baroda and Kannada University at Hampi respectively.

The School of Arts at Dharwad, established in 1935 by D.V. Halbhavi is active. The J.N. Arts School of Gadag which was recognised by the Education Department in 1980, Ravindra Kala Niketan at Tumkur (1981), Vivekananda Kala Mandir at Raibagh (1984), Uma Art Institute Belgaum, Murugharajendra Arts School, Athani, Belgaum District, Lalitha Kala Maha Vidyalaya, Chikodi, Belgaum District, Shantala Lalithkala Shala, Hassan, Bharatiya Kala Kendra at Dharwad, Mahalasa School of Art at Mangalore, Yogeesha Chitrakala Vidyalaya at Humnabad, Bidar District, Tagore School of Arts at Karwar, Adarsha Chitrakala Vidyalaya at Indi, Bijapur District, Siddeshwara Kala Mandira at Bijapur, Mahesh Art School at Mudhol, and Revana Siddeshwara Arts School at Hoovina Hippargi, Bijapur district are institutions established after 1980. Belgaum, Bijapur, Dharwad and Uttara Kannada districts which come under Belgaum Division, had 42 art school as during year 1993 and are awarding Diploma of Karnataka Secondary Education Examination Board.

Sculpture and pottery

Several art shools are teaching scculpture as a subject in their curriculum. There are institutions like Acharya Shilpa Kala Shala, founded by Late A.C.H. Acharya at Devanahalli and Tippoji Kala Mandir at Shimoga, which teach sculpture exclusively. Dharwad, Honnavar, Gadag, Mysore, Soraba and Shivarapatna in Kolar District are also places where there is opportunity to learn sculpting in stone and sandalwood under guidance of skilled craftmen. Ramanagaram in Bangalore district and Khanapur in Belgaum district have schools where pottery is taught.

Organisations

The last decade has witnessed considerable increase in the number of organisations established for promotion and fostering arts. During the 80's organisations that were already established, also were active fulfilling their objectives. Chitra Kala Parishat at Bangalore organised a number of programmes, on the lines of those envisaged by the Academy. Camps on sculpture, graphics,

seminar on art education, and regular art exhibitions of national level have taken place. A volume on traditional paintings was brought out by the Parishat in 1980, which has other publications to its credit. 'Kalamahotsava', a festival of arts was organised during 1980, 1984, and 1990.

The artists connected with Chamarajendra Technical Institute, Mysore have organised themselves under the banner Chitrakala Sangha. It has got up many programmes. During 1985, the organisation completed 20 years. A souvenior brought out on the occasion furnishes useful information on 65 artists. U.S. Venkataram with others floated an organisation called Chitrakala Mahaparishat at Bangalore in 1972. It has been promoting the cause of arts by arranging various programmes, including felicitating senior artists.

Gulbarga Arts Council established in 1975, has arranged several lectures and exhibtions. The United Contemporary Artists Group Samyojitha was formed in 1976. N. Marishamachar, Ramdas Adyanthaya, Sheela Gowda, Mangala, Shyamsundar, K.R. Subbanna and others were behind it. Around 80s Chandranath Acharya, A.L. Narasimhan, N. Pushpamala, H.S. Venugopal, B. Jayaram and V. Vallish joined them, and organised several exhibitions. This troupe made a notable contribution to the art world by organising all-India Graphic Exhibition, display of the works of K.G. Subramanyam (1981), lectures by K.G. Subramanyam (1984), and Ghulam Sheik (1993). During the year 1987, Banglewala, M.C. Chetty and Gayatri Gowder started Jagriti Kalavidaru at Hubli. Dharwad was the vennue of an organisation 'Rainbow Arts Council'. This was in the beginning of 80s owing to the efforts of Bharat Kumar, Balekai and Renuka Markande. An organisation of staff of Arts schools was registered at Hubli in 1988 with Babu Rao from Tumkur as the secretary. The organisation which has members from all over Karnataka like R.M. Hadpad, Banglewala and Mohan Sitanur has organised art exhibition and a workshop on water colours.

Painting is one of the subjects taught at the primary schools. Art teachers of primary schools have formed organisations at taluk, district and zonal levels which are very active at the State level. Art exhibitions and conferences are also arranged. The conference of Karnataka State Art Teachers was held at Bangalore in 1991, when a souvenir was brought out. From quite a longtime, a Federation of Art Teachers is functioning in the State. At present, M.S. Nanjunda Rao and V.G. Andani are the president and secretary respectively of this Gulbarga-based Federation. 'Contemporary Arts Forum' floated by Raja and others of 'Kala Mandira' Bangalore, and such others are organisations which have arranged art exhibitions and many other programmes a little earlier to and during the 80s.

Artists belonging to several organisations formed a group by coming together and organised festival of arts under the banner of 'Kala Mela'. Many young artists of the State have drawn inspiration from it. S.G Vasudev, R.M. Hadpad, G.S. Shenoy, G.K.Satya, N. Marishamachar, P.S. Kumar, C.S. Krishna Setty,

U. Bhaskara Rao and A.L. Narasimhan served as secretaries and office bearers. The festival was conducted in 1980, 1983, 1985, 1988 and 1993. The 1993 Kalamela attracted 230 artists from all over the State who participated in art camp, seminars and other activities. An attractive souvenir was also brought out.

Several senior artists put their heads together to divise a means of taking art to the common man. The resultant concept 'Kala Yatra' proved to be a big success and a landmark in the art world. The artists V.G. Andani, C. Chandrashekar, S. Dhanalakshmi, R.M. Hadpad, G.S. Khande Rao, P.S. Kumar, C.S. Krishna Setty, J.M.S. Mani, N. Marishamachar, A.L. Narasimhan, N.B. Patil, Sharada Patil, Vijay Sindhoor, K.T. Shivaprasad, Venkatachalapathy and A. Yousuf were the artists behind this. About 50 works of art of these artists were on display at 32 venues all over Karnataka. The mobile exhibition between February and July 1984, traversed all oyer the State and each display was inaugurated with lecture on art, demonstration and slide show. It was purely a voluntary effort, in which the artists contributed to the expenses. The sale of exhibits and a grant by the Government helped the success of the effort.

'Yugantara Kalavidaru' floated by Shekar Kadadi, Chandrakanta Kusnoor and others in 1993, has been arranging lectures on art and literature periodically. Karnataka State witnessed another unique event in June 1993. Mohan Sona and other artists from Dakshina Kannada district chose a village Sonangeri near Sullya with a view to expose the entire community to art appreciation. Artists hailing from different parts of the state converged here to create works of art. It was art taken to the doorsteps of the villagers, with the whole place being transformed into an open air studio. The Alumni Association of Davanagere Art School and the Bangalore Art Society were started by C.S. Krishna Setty. Belgaum Art Society, founded by Sagardatt Patil in 1978, ceased to function after his demise. G.K. Satya and C. Chandrashekar's 'Rhythm', We Seven, Mysore Arts Council, Progressive Art Painters in Bangalore, Kalapragati Kala Tanda, floated by G.S. Khande Rao, A.S. Patil, A.D. Patthar, S.B. Uppin and M.S. Neela of Gulbarga and `South Kanara Art Council' by G.S. Shenoy and others of Udupi are all organisations which have organised a number of exhibitions within and outside Karnataka.

Kalaniketana Kalamandira founded by Malagatti has been carrying on publication of books on art and other art promotional activities at Belgaum. Lalitakala Sangha is functioning at Hukkeri. Artists E.K. Janardana, A. Yousuf, Krishnappa, Shankar Patil and others have formed a troupe Karnataka Painters. Youth and Arts Guild and Creative Arts Council, an organisation of artists from Davanagere Arts School are also active. Shilpakala Pratishtan(1987) chaired by prof S.K. Ramachandra Rao had D. Vadiraj as secretary, and now sculptor Kanaka Murthy is the secretary Teaching *Shilpa* art, bringing out books on the subject and organising seminars including holding of shilpa Mela in 1987 are its achievements

All India Art Exhibitions

The Ideal Fine Arts Society of Gulbarga has organised several programmes of national level. In 1990, it conducted and all-India graphic and drawing exhibition. Sangeeta S. Jadhav, Kavita Shah, G.C. Kapaminabaraga, B. Padma Reddy, V.P. Nadiger and P.B. Kurchagi from Karnataka secured awards. Sangeeta was awarded a gold medal and Rs.500; while the others were awarded Rs.1000. Vijaya Fine Arts Society, held an All India Art Exhibition in 1991. Gajraj Chavan, Asmita Vinay Laad, Shubha Bhatty and M. Umesh Babu from Karnataka were awarded prizes of Rs.2000 each. A certificate of merit was presented to 20 artists. The Karnataka State Lalitkala Academy conducted an All India Exhibition of Graphics. Arun Kumar Jena (Shantiniketan), Kalpana Prakash (Bangalore), S. Ravishankara Rao (Bangalore), Vijay Bagodi (Baroda), and Siddhartha Ghosh were five artists who were awarded Rs.5000 each; 10 other artists received Rs.1000 each and a certificate of merit. Chitrakala Parishat has been conducting All India Painting Exhibition from quite some time. The 14th exhibition was held in 1992, when 10 awards and seven sepecial awards were won by artists. Among the award winners, those hailing from Karnataka were U.J. Devadigar and Monappa from Manipal, V.N. Kanpeth from Hubli, K.G. Arun from Kodagu M. Raghuram, Sudha Manohar, Rajaveer, Elangovan, Murali and V.R.C. Shekar from Bangalore.

The Crafts Council of Bangalore has its aim of encouraging skilled craftsmen in the field of Handicrafts. It has a programme of presenting the Kamaladevi Chattopadhyaya award annually. Sculptors Ashok Gudigar, Venkataramana Bhat, Suresh Gudigar, Rama Murthy and Raghupathi Bhat (Ganjipha work) are among the recepients. Manasi Mohan Joshi of Hubli (for embrodiery) and Ramanna Chitragar (lecquer work) from Kinhal are among the other awardees.

The State Handicrafts Development Centre has also been presenting annual awards. The awards for the year 1992, were bagged by V. Madhavachar (sandalwood carving), R. Kannan (beete) Venkobappa Chitragar (Kinhal Art) and Pratibha Mallesh (Mysore school of traditional painting). Commendatory certificates were awarded to M.G. Narayanappa (sandalwood carving), Syed Yunus (beete wood carving), C.A. Krishna Jetty (lacquer work), Seshachalam (Embossing), S. Manjunathacharya (sculpture), Nalini Kulkarni (Tie and Die), Anita A Chitrapurkar (embroidery).

Award Winning Artists

The Karnataka State Government bestows the Rajyotsava award annually to persons who have excelled in various fields like literature, art, social service etc. Among the State award winners, there have been quite a number of people from the art world. N. Hanumaiah (1971), Y. Subramanya Raju (1972), R.S. Naidu (1973), P.R. Thippeswamy (1975), S.S. Kukke (1976), Madhugiri Ramu (1981), Basavanna Shilpi (1982), S.M. Pandit, Rumale Channabasappa (1983), F.M. Soofi, M.S. Nanjunda Rao, Sabannanavar, Nagesh Bheema Rao, R. Murthy (1984), K.K. Hebbar, Ranjal Gopala Shenoy, S.V. Nayak (1985), D. Vadiraj, R.M. Hadapd, N. Narasimachar, N. Pushpamala (1986), L.P. Anchan, M.A. Shetty (1988), M.T.V.Acharya, R.G. Raikar (1989), V. Balu, H.V. Shamaraya Acharya, V.G. Sindhoor, S.V. Padmanabhacharya, Mayacharya, Shanmukappa Kalappa Yerakadu (1991), K.S. Shridharachar, Peter Lewis, G.S. Shenoy, B.L. Buranapura, M.S. Chandrashekar, V.G. Andani (1992) and S.G. Vasudev (1993).

K.K. Hebbar, Minajigi and S.M. Pandit have the distinction of having been receipients of Honarary Doctorate degrees from different Universitites. S.C. Patil who presented his thesis on Folk Painting was the first to receive Doctorate degree in a subject on arts. B.K. Hiremath has dealt extensively on painting in his thesis on palm leaf manuscripts.

Periodicals on Art

A.N. Subba Rao of Kalamandira launched a periodical *Kala* in 1930. A periodical that was meant exclusively for art, it appeared for 25 years setting a record and making a mark in the art world. Ravish Kasaravalli launched a periodical *Nishada* in the 70s which dealt with art. Between the years 1979 and 1984, Ken School of Art at Bangalore brought out 37 issues of *Kalavikasa*, a magazine on art. The 80s saw Vijaya Kala Mandira of Gadag regularly bring out *Kala Prapancha*. During 1990, A.S. Murthy launched *Canvas* which has been keeping up its regualr appearance. During the last decade, all over Karnataka, the popular dailies and weeklies have been devoting more space to topics on art. Both the English language as well as the Kannada language periodicals have been reviewing art shows regularly, and there has also been an increase in the number of articles appearing in them, on various aspects of art.

Publication of books on art has registered an upward swing in the last decade. The Karnataka Lalitaha Kala Academy has made a significant contribution in this direction. Sreenivasa Murthy's translation of Paulkhe's work and three volumes on contemporary art penned by several authors, have filled the gap in the area of publications on modern art. In 1988, Kalatapasvi K. Venkatappa and Kattangeri Krishna Hebbar penned by S.K. Ramachandra Rao and K.S. Haridasa Bhat respectively were published. During 1989, M.H. Krishnaiah brought out a masterly study a miniature art titled Sringaralahari. Chandrakanta Kushnoor's *Kale* and *Anubhava*, have been the result of a thoughtful analysis of having looked at art from several points of view. Dr. Krishnananda Kamat's *Kaavikale*, and a collection of articles about Shubha Rao are two publications that have class woven into them. The year 1993, proved to be a landmark in the publication activity of the academy. A giant volume of collection of articles on various facts of art Chitrakala Prapancha and an Artist portfolios have been brought out. Another publication brought out in 1991, stands apart. K.V. Subramanyam has made a study of K. Venkatappa. The author has used extensively Venkatappa's unpublished dairy. But, an at-

tempt has been made to evaluate Venkatappa from the eyes of an artist of contemporary period, a new way of looking at things.

B.P. Bayiri has brought out quite a number of books on art, on topics like stories of artists, short stories on the world of art, children's painting, Indian painting, modern art and artists. N. Marishamachar has published over a dozen works till date on various topics of art like K.K. Hebbar, K.G. Subramanyam, creative artists, contemporary art in India, folk arts of India and Art Encyclopaedia. Several writers have brought out publications on the lines of monographs published by the academy. Gaveesh Hiremath's *Kalavidaru Nadedubanda Daari* (1983), Vijaya's *Kalamandirada A.N. Subba Rao* (1984), Shankar Patil's *Dr. Minajigi* (1987), B.K. Murtheeswaraiah's *Devashilpi* (1989) and Gaveesh Hiremath's *Sriujanasheela Kalavidaru* (1991) are works dealing with artists of our land. M.T.V. Acharya's *Kale Mattu Naanu* (1988), is a work highlighting author's view point on art. Suresh Kulkarni's *Piccaso* (1981), Nemichandra's *Novinally Addida Kuncha* (1992), About Van Gaugh, are works introducing artists from other countries. S.C. Patil has published a book on *Baroque Art* (1987).

The last decade has witnessed the sad demise of several senior artists of the State. Almelkar, H.S. Inamati, Sagar Datt Patil are no more. Y. Nagaraju (1979), A.N. Subba Rao (1981), S.N. Swamy (1983), R.S. Naidu (1985), Ranjala Gopala Shenoy (1985), S.R. Iyengar (1985), Minajigi (1987), Rumale Cannabasavaiah (1988), F.M. Soofi (1988), A.C. Hanumanthachar (1989), N. Hanumaiah (1991), S.S. Kukke (1991), Srinivasachar (1992), M.T.V. Acharya (1992), S.M. Pandit (1993), Roerich (1993), S.R. Swamy (1993), D. Vadiraj (1993), have left us. The passing away of these artists has caused a deep void in the ranks of parctitioners of romantic school.

Add to page No.1044:

RECENT ARCHITECTURAL TRENDS *

The ever-growing need for built spaces accomodating different functions have led to vast and varied types of building and building projects. Though most of the building projects may not fall in any definite category of a style, some of the apparent trends that could be identified are (1) traditional, (2)modern, (3) post-modern, (4) functional, (5) cost effective and (6) vernacular.

1. Traditional: The prototypes of this style being the Secretariat (Vidhana Soudha) and Sir Puttanna Chetty Town Hall. The structures that could be related to as being attempts in this style are the General Post Office, the M.S. Ramaiah institutions and Taralabalu religious and Culutural Centre (R.T. Nagar), Bangalore. Stone associated with monumentality and quality of strength, is most suited material for public buildings wherein least maintenance and long life is expected. Symmetry in plan and visual elements; running corridors and central court yards; the column bases, capitals, brackets, mouldings and other carvings dependent on the finance and devoted skilled labour available, are some of the salient features of this style.

* *Contributed by K.R. Ganesh of Bangalore.*

2. Modern: The basic philosophy is not to provide anything that is not essential and exploiting the materials and three dimensional spaces to maximum extent. Monotony and monumentality in some cases can evidently be seen. Some of the examples are: (a) University of Agricultural Sciences G.K.V.K., Bangalore completed in 1974, its architect being Achyut Kanvinde, New Delhi. Stone is extensively used either as slabs for clading (Administrative block) or in masonry walls. This is a model in campus planning incorporating the site conditions, contours, local materials, spatial optimisation, land scape etc. (b) L.I.C. Tower (Visvesvaraya Trade Centre) Bangalore 1981, its architect being Charles Correa, Bombay. The microclimate in the upper office floors, expose concrete surfaces, the skyline and the massing are all significant of this project. (c) Indian Institute of Management, Bangalore 1984: architect B.V. Doshi, Ahmedabad. Spine: Courts; Semi covered spaces; the public, semi public, semi private and private functional zones; light and shade are the terminologies often used, which get a definition in this project. Granite is the basic visual binding material. (d) S.D.M. College of Engineering, Dharwad 1988: architect Shirish Beri, and flaky (Sedimentary) Shahabad stone is used effectively in the super structure. The spatial sequence following the contours and the land scaped courts are the other interesting aspects of this project. (e) Air Force Naval Housing Board Banasawadi, Bangalore 1988 and (f) HUDCO (KHB) Housing, Hassan, 1990 being designed by architects Shilpa Sindhoor have used granite in masonry, slabs in pergola roofs and walls. Detailing, covered and semi-covered spaces are significant features of these projects. (f) Individual residential projects all over Karnataka do exist, where in granite, wire cut brick, concrete, hollow blocks etc. have been utilised, exploiting the optimum potential of each of the materials. Exposure of wall and roof surfaces without plastering, the two and three dimensional spaces flow and land scaped terraces are symbolic features of this trend.

3. Post modern (Neo Classic): The hard core rationality, monotony and monumental quality of modern architecture is residential and other semi private projects have perhaps led to the emergence of post-modern style, in an attempt to soothen visual impacts. Symmetry in visual elements: (1) Visual focal points and axes defining the strategies in planning, (2) Framed visions-vistas, feeling the experience of flow of spaces, courts and water bodies, (3) Gabled and hipped roof froms, (4) Graphical treatment of walls, roofs, floors and openings, (5) reintroduction of arches, (6) pedestals, pediments, balusters, brackets, capitals and (7) bases, architraves, flute columns, dormer windows and skylights are all the constitutents of this post-modern character.

The elements from Greeco- Roman, Renaissance, post-renaissance, Gothic, Sarasenic and Colonial architecture could not be found in this trend. Some of the examples apart from various residences and housing projects all are follows: (a) Windsor Manor, Bangalore 1984: architect Rajendra Kumar, New Delhi; designed and built in the modelled version of Windsor castle, this project is probably the inspiration for later works in this trend, (b) Holidy Inn, Bangalore 1987: architects

Rajendra Khanna and Stup consultants. The atria, capsule lifts, water cascades, land scaped interiors, feel of flow of spaces, stained glass roof over atrium, cane coffers in the coffee shop, the bakers shop in Swiss style, are all the memories one can carry from this project; (c) Brooke Fields, White Field, Bangalore 1989: architects Zachariah and Thomas, Bangalore. Brooke Bond corporate complex, planned around the main block has other facilites like training centre, club house, guest house etc. (d) Casa Lavelle, Bangalore 90: architects Naksha, Bangalore. Attempts in the roof forms and maintaining the integrity of the housing units and clusters, along with the land scaped courts, are the significant features of this project.

4. Functions: Majority of the activities of to-day's modern functions limit the scope for architects more to satisfy the functional needs rather than to create in their designs, a lead to any style. Design is not the same as style. Style is subjective, an intutive individual response to one's concept of what is aesthetically beautiful; Design, by its very definition is rationally planned with an objective and a carefully thought out exercise of process.

(a) Transport based projects like Ports, Airports, Bus terminals and Depots and Railway stations and appertuances are some projects where perhaps the prospects for creativity are almost none.

(b) Industries and factories, tea and other food processing centres, pharmaceuticals, packing units, milk pasteurisation and chilling units (of Karnataka Milk Federation - K.M.F) and hospitals are some of the projects wherein the architects are bound by the functional restraints. May it be the circulation system or the daylighting and limitatins or the dust free quality finishes or the necessity to air condition some or whole of the built areas. These restrictions have not curbed the architects to create facades, play of light and shade, massing, courts, water bodies, split levels, flow of spaces, land scape etc.

(c) Theatres and auditoria, hotels and resorts, and sports clubs and stadia are some of the challenging projects which architects have tackled successfully. But again the function is dominating and the search for the identity of a style is rather futile.

(d) Telephone and trunk exchanges and postal and telecommunications buildings have successfully maintained a character of their own and could easily be identified whether they are in coastal or malnad or hot dry or monsoon areas. There seems to be a combination of part of modern architecture and part of functional atyle in their projects.

5. Cost effective: Social concern and zeal to achieve, amongst a section of engineering and architectural fraternity have evolved this contextual cost effective trend. Quality control and not sacrificing the strength being the prime concern while aiming to reduce the over all cost, numerous architects are attempting to synchronise research and development (R and O) inputs in their individual

and varied approaches. Nirmithi Kendras in most of the districts are trying to play a key role in imparting and demonstrating alternate building systems.

ASTRA centres (Application of Science and Technology for Rural Areas Indian Institute of Science, Bangalore), are not only persuing research in alternate cost effective systems, but also implementing many of them successfully. Another of their major attempts to reach out to the society is their training programmes for engineers, architects, contractors and craftsmen, aided also by KSCST. This, by and large has inspired many a young architects. ASTRA centre's activites have extended to Solur, Ungra and Sirsi as well.

Individual architects have tried out and built successfully Ratrap bond, soil cement blocks, hollow clay blocks and composite masonry walls, catenary brick vaults and domes, hollow blocks on prestressed joists, precast arched panels over precast joists in roof etc.

Exposed soil block masonry walls and semi-circular brick vault roofs are part of the security block at Indian Institute of Science Bangalore, designed by architects Chandavarkar and Thacker.

Soil cement blocks walls, hollow clay blocks roof over precast joists, and segmental brick vault roofs are featured in many of the works of architet B.S. Bhooshan in and around Mysore and Kodagu areas.

6. Vernacular: In real sense, it is the architecture without architects. Especially in rural areas, wherein the users themselves, over a period of generations' experience, can decide upon the spatial needs, depending on their socio-economic situations; the best of building materials, depending on the available transportation systems; the constructional system, depending on the skilled and unskilled labour available; the finer articulation and finishes, depending on climate and local skilled artisans. All these aspects have evolved a definite character of the place, highlighting the geo-climatic considerations. Some definite zones could be classified as (a) The coastal, (b) The Malnad (hilly), (c) Northern Maidan (hot dry), (d) Southern Maidan (hot dry) and (e) The Monsoon.

History repeats itself, but the relevant forms and systems may change in the process of finding the path back to the roots. There have been attempts to incorporate certain details, constructional systems and recreate the vernacular experience in urban context, but still the conscious efforts to design is visible. Nrithyagram (dance village), Hesarghatta near Bangalore 1991, by architect Gerard Da Cunha of Goa, could be cited as one such examples.

The common rural onlooker tends to take back to his environment, the influences form the Urban architectural trends. The phenomenon of change over from one to another trend in an urban context is fast moving and a passing phase. But in rural context, any infuence once rooted may take a long time to change.

Obviously, the existence of so many trends is probably confusing. Whereas confusion may also mean ignorance out of lack of knowledge; clearing up of confusion would mean continual process of learning. So`` Let good thoughts come from all the directions".

Add to page No.1073:

MUSIC SCENE IN KARNATAKA *

With the advent of Indian independence, the Royal Durbars which were partornising music for centuries came to an abrupt end. There was a vacuum and almost the entire burden had to be taken over by the music Sabhas and associations. They had to keep the flame alive. The present history of the development of music can be gauged by studying the progress of the various music Sabhas spread all over the State. Naturally they have replaced our Maharajas in monopolising patronage to music. Some of the major Sabhas arrange monthly concerts of leading artists. Some conduct a regular annual festival for a week or more wherein they conduct discussions, symposia or seminars on subjects bearing on music and also hold series of concerts in the evening. Apart from these prominent Sabhas dotted all across the State, there are a large number of schools teaching music headed by a musician or group of musicians.

The oldest organisations amongst the Sabhas in the State is the Gayana Samaja at Bangalore (1905) perhaps the earliest of Sabhas started in India. Even while Mysore Durbar was inviting leading artistes from south as well as northern states (upto 1950's) the Gayana Samaja would arrange most of those artists to give concerts in the Samaja at Bangalore. Apart from the leading Vidwans from the South the leading local Vidwans are giving concerts more often than before in the Samaja. From 1980 Dr. Doreswamy Iyengar, A. Subbarao, R.K. Srikantan, Belakavadi Brothers, Flute Suresh, Madhuranath, Violinist Nagaraj, Veerabhadraiah, Ramachar, Ghatam Manjunath, T.A.S. Mani, R.R. Keshavamurthy, Bangalore Venkatram and many other leading artists were being featured often in their programmes. The Samaja started arranging Music Festival-Cum-Conference from the year 1969. Each day there will be music concert of the juniors earlier in the evening and then there will be a concert of the maestros. After the week on the last day a Sabha is held where the President of the Conference will be honoured with the title 'Ganakala Ratna' and about half a dozen chosen individuals from the field. The conference is presided over by a leading Karnataka born musician. Lately they have introduced a theme for the conference. Supposing they invite a leading violinist as the President, the discussions will be on the art of violin palying. If they choose a dancer as President, the discussion will centre round dance and when they invite a *mridangist,* they discuss *laya* aspect of music for the major part of the conference.

Another premier institution is the Karnataka Ganakala Parishat (Bangalore).

* *Contributed by E.R. Sethuram, Bangalore.*

It is a forum of local musicians, started in 1969 to unite the artiste fraternity and bring cohesion and unity in its ranks. The Parishat also started holding an annual conference (mostly during January) for well above 20 years and they have done a lot for raising the standards of art. In these conferences they have discussed many interesting subjects like the origin and evolution of *Javalis,* temple music of Karnataka and Kerala, Haridasa's contribution, analysis of the contributions of the Trinity, Veena traditions of Kerala, Tamilnadu, Andhra and Karnataka etc. Apart from the monthly concerts, a youth wing also arranges a conference wherein they give younger musicians the much needed exposure to groom themselves for public concerts. Lately the Parishat is holding conferences in District headquarters (Hassan, Bellary, Shimoga, Chikmagalur etc) and spreading the appeal of classical music to the four corners of the State. Some other programmes that they are conducting at different intervals like *kriti darshana, raga vaibhava, laya lahari* etc, have proved very attractive and instructive. In short the above mentioned two institutions are in the forefront of serving the cause of development and appreciation of music in the State.

Another equally active institution, The Percussion Arts Centre (Bangalore) specialises in the *laya* aspect of our music. They organise programmes emphasising the *laya* ambience and the intricacies of the *talavadya* ensemble and their festivals have attracted large number of listeners interested in *tala* aspect of music. At their annual conference they honour percussion artists with a title. Several senior maestros like Palghat Raghu, Muragabhupathy, Dr. T.K. Murthy, M.S. Ramiah, Umayalapuram Shivaraman etc, are honoured.

The newly instituted Palani Subramanyam Award has been bestowed on R.R. Keshava Murthy, R.K. Srikantan, H.P. Ramachar, A.V. Anand *etal.* The annual Talavadyotsava includes memorial lectures by important exponents of art and it is very good that these are edited and printed as monographs. Educative cassettes are also released named 'Layalahari' dealing with complex aspects of *laya* ensemble.

The Malleswaram Sangeetha Sabha (Bangalore) is an institution serving classical Karnataka Music. About 25-30 concerts are held in a year by the leading artists in the field and occassionally they celebrate some programmes in memory of great musicians of the past, as also Tyagaraja festival and the like. It has a large membership and has created a good record of service for over three decades.

Many other Sangeetha Sabhas like Tygaraja Gana Sabha, Saraswati Gana Sabha, Indiranagar Sangeetha Sabha, Devagiri Sangeetha Sabha, Adarsha Cultural Academy and others in Bangalore, are also arranging music recitals. This has helped the growth of music appreciation. The Vijaya College of Music started by the late Narayanaswamy Bhagavatar and the Ayyanar College of music started by the late Violin Maestro T. Chowdaiah have been teaching a large number of youngsters in both vocal and instrumental music.

Another feature of the musical arena is the number of *sabhas* like the Ramaseva Mandali (Chamarajpet) who organise music festival during Rama Navami, Ganesha festival, Gokulashtami etc., and it has been regularly conducting annual festivals attended by more than 3000 daily. The festival lasts for nearly 40-45 days with a concert on every evening by leading musicians with a junior concert earlier in the evening. There will be a stampede for tickets, which indicates that the charm of classical music has not worn off. This is a chance to hear any of the great artistes you want as well and you also get a bird's eye veiw of how our music is shaping out. Likewise the Seshadripuram Ramotsava Mandali also draws large crowds during the Ramanavami season. We have lately seen such organisations on a minor scale springing up in Rajaji Nagar, Jayanagar, Mavalli, Shankarapuram and other areas in Bangalore conductng festivals, from say three days to a fortnight.

Karnataka is the only State wherein both the Hindustani and the Karnatak systems of music live side by side. The river Tungabhadra acts as the dividing line; while the south of the Tungabhadra is wedded to Karnatak system on the north of the river, the Hindustani system reigns supreme. The north Karnataka districts had been locked up in the Bombay province till 1956. Due to the stong winds blowing from Maharashtra carrying the influence of great Maharashtrian singers, their tastes gradually switched over to northern music around the beginning of this century. In fact the singers from north Karnataka like Mansoor, Rajguru, Gangubai, Bhimsen Joshi, and Kumar Gandharva and others have been leading luminaries of Hindustani music world for a long time.

Though Bangalore in southern part of Karnataka was mainly wedded to Karnataka music, even from early 1930s there were some groups of listeners and a few practitioners who were fond of Hindustani music. Govind Vittala Bhave ran the Saraswati Sangita Vidayalaya and taught Hindustani music. Some sections of Konkani people in Bangalore preferred northern music and they started the Bangalore Sangeetha Sabha long back and arranged monthly Hindustani concerts. Later Pandit Ramarao Naik after training in Agra Gharana from the masters of the Gharana Fayyaz Khan, Atta Hussain, and Swami Vallabhadas, returned to Bangalore in 1940, and trained a number of singers, who are occupying the frontline in the Hindustani music world of today. M.R. Gautam, his disciple has distinguished himself. He was the head of the vocal music section of the Banarese Hindu University and later became the Vice-Chancellor of the prestigeous Kairaghar Music University. Another renowned disciple Smt. Lalita J. Rao has today become a top-most singer and is a leading artist of all India fame. Smt. Lalita Shivaram is another famous artist who has cornered glory is also one of the seniormost disciples of Ramarao. Pandit Ramarao Naik himself is revered as a saintly type of person who has devoted his entire life to Vidyadan. He is revered as an authentic representative of the Agra Gharana in its pristine form. This year (1992) he was awarded two most prestigious awards in the country- The Sangeet Natak Academy

(Central) and the Tansen Award from the Madhya Pradesh government. He has trained a number of students.

Another tireless and dedicated teacher of the Hindustani music is Pandit Seshadri Gavai, at present the president of State Sangeeta Nritya Academy. Trained by the renowned blind sage of music Panchakshari Gavai, he returned to Bangalore around 1945. He immediately plunged into activity and recruited a large number of disciples and started training them in vocal as well as instrumental music from his Aravinda Vidyalaya wherein he has turned out nearly two thousand disciples on all these years. He has also been running a monthly magazine *(Gayana Ganga)* for over 30 years which is a record in the country for music journals. Along with these masters, Smt. Shyamala Bhave and D.B. Harindra also are dedicated teachers training many students. Bangalore today has a very large population who enthusiastically gather at Hindustani concerts and we find them quite knowledgeable about the *ragas, bandishes, drupad, khyal, tumri, dadra,, tappa* and *kajri etal.*

After the integration of the old Mysore State with the other parts of Karnataka and a large exodus of people from those parts of the new state as officers, traders, students, artists and clerical and other jobs in the various departments, they carried with them their love of Hindustani music. Many institutions are coming forward to sponsor Hindustani recitals, where we find that without reservation early, you may not secure a seat. Out of the many more Sabhas devoted exclusively for Hindustani music, the oldest one is the Bangalore Sangeeta Sabha, which was very active for long, but recently it is less active. The Hindustani Kalakara Mandali started 20 years back is a forum of the artistes and lovers of Hindustani Music. They hold a number of concerts and also annual conference of three-day duration, when along with local artistes two or three eminent outside artistes are invited to sing.

Sur Sagar is an association run by enthusiastic youngsters, who from the last ten years have given Bangalore music lovers variety of programmes and have continuously introduced upcoming artistes from all over India. Apart from this they have conducted seasonal meets where a particular Gharana is projected by singers of that Gharana. Then other Gharana are taken up at different intervals and are likewise presented. This is like tutoring listeners presenting various distinctive features of the Gharanas at depth. They have another interesting variation like presenting the evolution of *guru-shisya parampara.*

The practice of holding night-long concerts have also come into vogue in the city. Eminent singer late Gururao Deshapande's Anniversary is celebrated by his disciples with Vinayak Toravi in the lead as night-long chain of concerts by different singers participating one after the other. Such night-long concerts are now-a-days being held in some five star hotels, Chowdiah Memorial hall etc, and we see that the representatives of trading communities and the affluent ones

with automobiles accompanied by their family members gather in large numbers. In conclusion it can be said that in Bangalore, barriers are broken and votaries of both systems of music have commendable number of lovers. If the structure of a *varna*, the beauty of the *kirtana*, the niceties of *alapana* and charm of a *dasarapadas* cast a *spell* on one group, lyricism of a *khyal*, the lilts of a *tumri*, the *rhythm* of a *tarana* and the ebullience of a *hori* etc., casts a spell on the other group.

It is seen from the list provided by the Karnataka Sangeeta Nritya Academy that nearly 30 institutions (apart from institutions teaching dance) are engaged in Bangalore propogating advancement of classical music. It has become the music capital of Karnataka, which place was once occupied by Mysore, during the reign of Wodeyars.

Mysore, the renowned capital of the erstwhile princely state was also a centre of music and allied arts which flourished under the patronage of Mysore rulers. Their Durbar invited most of the leading musicians of the South and also even a few stalwarts of Hindustani music like Indubala, Goharjan, Fayyaz Khan and Vilayat Hussain who were given the *asthana vidwan* status. It was considered a great honour to be invited by the Mysore Durbar and many famous musicians from south like Sadashiva Rao, Lalgudi Rama Iyer, Muthiah Bhagavatar and others had shifted to Mysore permanently. During the time of Sri Krishnaraja Wodeyar IV who was himself a very able connoisseur of music, artistes form all over India flocked to Mysore and hankered to be recognised by the Durbar. Even in the Mysore army it surprises one to learn that there were nearly fifteen bands playing European music.

When once the Durbars were disbanded it was the *Sabhas* that took over. Mysore has been the nursery of many cultural organisations and we find a phenomenal growth in their number recently. A highly prestigious and venerated institution is the Bidaram Krishnappa's Sree Prasanna Seetharama Mandira, started around 1935 by the legendary musician Vidwan Bidaram Krishnappa. Even when the best of musicians sang at the Durbar, the Ramanavami festival was eagerly awaited by the *rasikas* for a feast of music. The Ramanavami festival tradition continues even today. Violonist Chowdiah who also became legend was a disciple of Bidaram. The Mandira which is managed by a trust has maintained its old standards and the beautiful hall is even today considered the best centre to build up rapport with the audience. Of late some lovers of the Hindustani music have been arranging concerts here. In Mysore, the tradition of Ramanavami festivals, even today offer the major opportunity for listeners to feast their ears.

Yet another organisation devoted to performing the Ramanavami as a 10-day festival with concerts by the top-most musicians is being run on the beautiful lawns of K. Srikantaiah's compound. Srikantaiah is a great lover of music and he has built this organisation, The Chowdiah Smaraka Samiti's in memory of the great violinist of Mysore, and incidentally this is the Silver Jubilee year of the Samiti. The lawn is decorated aesthetically and as backdrop lovely portraits of Rama and Seetha adorn the Mantapa and the whole place is enveloped in religious fervour. However since last two years, the Samiti has been co-operating with the Sri Jayachamarajendra Cultural Academy and jointly conducting the Ramanavami Festival at the Jaganmohan Palace.

Another organisation that started around 1950 has been very actively conducting concerts regularly every month. It has its own building named after Karnataka's greatest composer of Karnataka Music, Vidwan Mysore Vasudevacharya.

The Jayachamarajendra Cultural Academy has completed a decade of service to the cause of music as to Dance and Drama as well. It has been co-operating with other local organisations in conducting Purandhara Aradhana, Sri Krishna Janmashtami and other such festivals. On its anniversary the Academy has set up a tradition of honouring eminent artistes in the field of drama, dance and music.

The Ganabharati which started around 1980 arranges concerts periodically, at times two or three concerts in a month. In the sprawling Kuvempunagar it arranges concerts in their own building, dedicated it to the memory of the late Vynika Sikhamani Veena Seshanna. Another recent addition to this list is the Vasundhara Performing Arts Centre which is presenting many budding artistes both in the field of dance and music. It periodically organises seminars and festivals on music and dance. Sunada Samskitika Sabha and Tyagaraja Sangeeta Sabha are also some of the other organisations that are actively serving the cause of classical music and its tradition.

There are about 15 Sabhas listed by the state Sangeeta Nritya Academy which have been devoted to the advancement of classical music in Mysore city and we have also about half-a-dozen Sabhas in the taluks of this district contributing towards advancement of classical music. The temples at Nanjangud, Chamarajanagar and T. Narasipur, during festivals arrange concerts of famous musicians. Also there are organisations at all these places arranging concerts in the Ramanavami and Ganesha Chaturthi festivals which are celebrated with great aplomb.

Apart from Bangalore and Mysore in the old Mysore state, in the seven other districts music concerts are held usually to mark the Ramanavami and Ganesha festivals beginning from a week to three or four weeks when the leading musicians perform every evening.

Apart from Mysore and Bangalore districts, in the other seven districts of old Mysore state, there are number of music schools and music organisations that restrict themselves to organise concerts seasonally-like Ganesha Festival and Ramanvami. Shimoga district leads with nearly 20 music Sabhas and schools.

During Ganesha festival they engage a week-long festival, mostly in Shimoga and Bhadravati. There are some eight Sabhas in Chitradurga district with Davanagere being a big centre. Tumkur, Hassan and Chikmagalur have about eight organisations each and their main festival season is the Ganesha Festival. Mangalore is another busy district where there are arond 15 organisations arranging concerts. Bellary too has the same situation with half-a-dozen oganisations occasionally arranging recitals. Anyway it should be remembered that in their own small way they are all keeping the interest of listeners quite active. Karntaka Ganakala Parishat is of late arranging conferences in these district head quarters. Here the listeners as well as musicians are evincing great enthusiasm and most of the *rasikas* also know the rudiments of classical music and they turn up in great numbers for these concerts.

List of Musicians

The doyen of vocalists is the 92-year old Thitte Krishna Iyengar who has been given the most prestigious Purandhra Award (for the first time) newly instituted by the State Government. Then we have an array of vocalists as under: R.K. Srikantan, A. Subbarao, V. Ramarathnam, R. Chandrasekhariah, B. Krishnappa, Chintanapalli Krishna Murthy, M. Venkateshachar, Kurudi Venkannachar, M.A. Narasimhachar, Rudrapatnam Brothers, S. Shankar, Selvanarain and Ramakanth. The leading lady vocalists are M.S. Sheela, M.N. Ratna, Uma Gopalaswami, Vasantha Madhavi, R.A. Ramamani, Padma Nagaraj, Nagamani Srinath, Sukanya Prabhakar, Nagamani Nagaraja, Sithalakshmi Venkateshan, T.S. Satyavati, Sachidevi, Sharada, Jambu Kannan, Neela Ramagopal, H.S. Anasuya and Janhavi Jaiprakash.

Among the Veena players Neelamma Kadambi, Srikant Iyer, V. Doreswami Iyengar, Balakrishna, R.N. Doreswamy M.J. Srinivasa Iyengar, R.K. Srinivasa Murthy, R.K. Suryanarayana, R. Visweswaran, Chokkamma, Alamelu, Suma Sudhindra and Rajalakshmi Tirunarayanan are notable. The flutists include M.R. Doreswamy, B. Shankara Rao, V. Desikachar, M.P. Upadhyaya, Rajanarayan, Sashidhar and Shashank (13 years' prodigy). The notable violinists are R.R. Keshavamurthy (of 7-string fame), Anoor Ramakrishna, H.V. Krishna Murthy, A. Veerabhadriah, Mahadevappa and his two sons (M. Nagaraj and M. Manjunath), Seshagiri Rao, A.V. Krishnamachar, H.K. Venkatram, Kanchana Subbaratnam, T.S. Tatachar, M.S. Subramanyam, M.S. Govindaswamy, Yeshaswi, H.K. Narasimha Murthy, T.G. Tyagarajan and B. Viswanath. Players of percussion instruments include M.S. Ramiah, V.V. Ranganathan, Ramachar, M.S. Seshappa, Bangalore K. Venkatram, A.V. Anand, T.A.S. Mani, K.N. Krishna Murthy, Ravikiran *(gotuvadyam)*, V.S. Rajagopal, Rajachar, Rajakesari, Chandramouli, Bhadrachar, Praveen, Sosale Seshagiridas, B.G. Laxminarayana, Sukanya Ramgopal *(ghata)*, Dattatreya Sharma, Anantha Krishna Sharma and R. Munirathnam *(dolu)*. Naranappa *(mukhaveena)*, Ramadasappa, Kodandaram, M.V. Nagendrappa (Cello) and Kadri Gopalnath (saxophone) are famous artistes playing wind instruments. Some of

the artistes who died recently include nonegenarian violinist Shivarudrappa, Honnappa Bhagavatar, B.N.Suresh (flute), Pallavi Chandrappa, Seluvapullai Iyengar, Cheluvaraya Swamy, C. Krishna Murthy and Ghatam Manjunath.

To the north of the Tungabhadra in North Karnataka where the Hindustani system reigns supreme saw the first line of great Hindustani singers like Mansoor, Rajguru, Bhimsen Joshi and Gangubai, learning their basics from Karnataka musicians. In fact Gangubai's mother Ambabai was a Karnataka Musician and taught her "Lambodara Lakumikara" for the maiden song as Karnataka music reigned supreme in that region too then from the days of Purandar and Kanaka. Panchakshari Gavai, the great blind singer had to learn under a violinist at Mysore for the first few years and later learnt Hindustani under several masters. He was called the "Ubhaya Gayanacharya" as he had mastered both systems. But during earlier centuries, the Bahmani and Adilshahi rulers had fostered Hindustani music and Ibrahim Adil Shah II, a composer of no mean merit had his songs composed in praise of even Hindu gods Ganesha and Saraswati. But those links had been broken for long.

But the music of the stage *(ranga geete)* fashioned on the Marathi drama which had great influence. These songs were set in Hindustani modes. Most of the leading singers of the time like Mansoor, Rajguru, Bhimsen Joshi and others were famous on the stage before emerging as renowned singers. The leading Maharashtrian singers had cast a hypnotic spell on them. Another strange factor was that, the Mysore kings were very fond of the great northern singers and often invited them to sing in their Durbars. They paid handsomely and conferred titles on them. Thus came Nathan Khan, Hafiz Khan, Barakatulla Khan, Goharjan, Kesaribai and Vilayat Khan. In fact Fayyaz Khan was a favourite of the king and was awarded the title 'Aftab-e-Musici' (rising sun of music) by Krishnaraja Wodayer IV, and some of them were nominated Asthana Vidwans too. These artistes on their way back from Mysore camped in Dharwad. They had an appreciative auidence there and fellow musicians were visiting the place often and held concerts there.

When Bhaskarbua Bakhle landed at Dharwad in 1908 as a teacher at the Govt. Training College, the atmosphere got surcharged with energy. Being a master of Gwalior, Agra and Jaipur Gharanas, a series of concerts ensued. With his disciple Pitre Vakil he started teaching a great number of students. With sitar maestro Rahat Khan at Dharwad and Savai Gandharva at Kundgol teaching music and with Panchakshari Gavai with his mobile teaching unit (almost a music *padayatra*) there was no looking back. Lately the Dharwad Art Circle started by Hanumanata Rao Walvekar, Ananthrao Kulakarni and Sripadarao Joshi started arranging concerts of all the leading *ustads* in quick succession. Now Dharwad is the southern captial of Northern music. It has also become a granary which has produced the top-most Hindustani singers winning the most prestigeous awards Kalidasa Award, Tansen Award and the like. Thus Hindustani grew firm roots

here and Southern music had to retreat to the south of the Tungabhadra. The first Karnataka-born Hindustani singer who mesmerised every one by his smart music was Rambhau Kundgolkar, who became popularly known as Savai Gandharva (1889-1952). He learnt music from Abdul Karim Khan, the doyen of the Kirana Gharana for seven long years and in 1907 entered the stage. The Maharastrians who made sneering remarks that no Kannadiga could ever learn to sing, were bowled over by his genius. Literally swept off their feet and they started lionising him. He was a trend-setter and fashioned a captivating style which still echoes in the music of his famous disciples Bhimsen Joshi, Firoze Dastur and Gangubai Hangal. His death anniversary is observed in Kundgol under Gangubai's leadership. This really is one of the biggest music festivals in Karnataka. In Poona also under Bhimsen Joshi's initiative a big festival is held to honour his memory. This has a profound influence on the musical ethos of the land. Another musician who exerted the greatest influence on the destinies of the world of music in this area was the revered saint Panchakshari Gavai. He devoted his whole life to spread the muse far and wide. Being born blind he was taken care of by revered Kumara Swamiji of Hangal, by sending him to far away Mysore to learn Karnataka Music. The boy, Gadigiah (his original name) practised hard for three years and earned the esteem of giants in the field like Bidaram Krishnappa and Veene Seshanna, and returned to Hubli. At that time Hindustani music was invading Hubli. Gadigiah became fond of this music. He expressed a wish to learn this new music. The Swamiji fixed Kirana Maestro Abdul Wahid Khan to teach the boy at the Shivayoga Mandir between 1917-20. Later he learnt under Nilakanta Buva as also under Ramakrishnabuva Vaze. In 1933 he went to Bombay and visited the house of Vinayakarao Patawardhan, Omkarnath, Manje Khan, Burje Khan, Kesribai, Moogoobai and other famous musicians and absorbed the essence of varied Gharanas, the ambiance of *khyal, tumri, tappa, bhajan* etc., in detail. He also practised playing on tabla, harmonium, violin and *dilruba*. He started gathering students from everywhere. He opened a school on the Ashrama pattern. Ultimately he settled in Gadag at Punyashrama. He trained hundreds of students in vocal and instrumental music. This Ashram is even now run by his senior disciple Puttaraja Gavai, also a blind singer and *sanyasi*. Many famous musicians including Basavaraj Rajguru, Seshadri Gavai, Siddarama Jambaldinni, Arjunasa Nakod, Shankar Dikshit, the Puranik trio (Mrityunjaya, Chandrashekara, Basavaraja) as also Anita Puranik, Asha Pralayakalamath and Asha Navaligimath are all products of this haloed institution which has been in the forefront of over the entire area.

Dr. Mallikarjun Mansur was by all counts considered a complete musician. His selection of unusually-sung *ragas*, his subtley interwoven *taans* that remind you of the fantastic *torana* figures on the outer walls of Hoysala temples. The purity of tone and texture of *swaras*, evocative lyricism, superb imagination and creativity are qualitites that are highlighted in the citation given to him along with the most prestigious 'Kalidas Samman' conferred on him in 1982. This

award is synonymous with the crown of music offered to him on a platter. He had also bagged almost every award valued as worthy from all Akademies, Rajyotsava award, University doctorate and Desikottama award from the Vishwabharati. He made Karnataka proud. His whole life had centered round music. His voice was over the same, though his health failed and it did not desert him up to his last days when he died in 1992. He has left an array of his disciples to carry on his legacy. Rajashekar Mansur (his son), Panchakshari Mattigatti, A.V. Patil and Meera Gundi are some of his senior most disciples with many other junior ones who are coming up.

Basavaraj Rajguru (born at Kundgol in 1920) who was called 'Sur ka Badshah' by Begum Akhtar, had a sweet voice which traversed four *saptakas* effortlessly. His music, a fine blend of Kirana, Gwalior and Patiala Gharanas had a rare lyrical quality. He devoutly sat at the feet of eleven gurus. Panchakshari Gavai, his first master who groomed him in Gwalior Gharana had blessed him to seek more light from masters of the art, howerever he could find them. Basavaraj had an arduous journey and this list of *gurus* is pretty long, (Nilakantbuva, Savai Gandhrva, Suresh Mane, Bashir Khan, Mubarak Ali, Wahid Khan, Latif Khan, Inayatulla, Roshanali and Govindarao Tembe) while he sang, the elders would point out that this one is Nilakantbua's *murki*, this Wahid Khan's *boltaan*, this suresh Mane's *gamak* etc. He sang all across India in all important music Sabhas, and sang every form the *drupad, dhammar, khyal, tumri, tappa, ranga geet, tarana, abhang, vachana* and *dasarapada*. He traversed all over India and drank deep from all available streams of music and added the best points of their styles. Thus his music shone with great brilliance. 'Vidyadan' was an article of faith with him. The best known amongst his disciples include Ganapathi Bhat, Sangamesh Hiremath, Somanath Mardur, the three Hegde brothers, Nachiketa Sharma, Siddaramiah Mathpathi, Sangita Katti, Rohini Deshpande and Purnima Bhat. He passed away in 1991.

Pandit Bhimsen Joshi is today the most popular and the most sought-after musician in the whole of India. He is also known as the 'King of Taans' and he won the prestigeous Tansen award in 1991. His music resembles a mighty river enriched by many streams flowing majestically on its long terrain. Born at Ron in 1922, even as a boy he had a passion for music seeking which he left one day on a ticketless journey from his home at Gadag to Gwalior, the birth place of Tansen. He joined Madhava Sangeet Vidyashala to learn under Rajbhayya Pochvale, Krishnarao Pandit and Hafizali Khan. Not being satisfied he left for Calcutta to learn under Bishmadev Chatterji, but again left for Delhi to learn under Chand Khan. When Vinayakrao Pathwardhan chided him and told him to go to Kundgol, under Savai Gandharva, he learnt for five years, practising for more than 10 to 12 hours every day. He mastered the melifluous style of the Kirana Gharana. Even after becoming a master, Joshi wanted to enlarge his music by seeking guidance from Rasoolan Bai, Kesari Bai, Mustaq Hussain and

Ameer Khan. His music is a mature blend of delicacies of Kirana style, *layakari* of Gwalior style, complex *taans* of Agra, Patiala and Jaipur styles. With his amazing breath control he delivers all of them in sharpely, impeccable and arresting manner, leading into a thumping finale. Receipient of Padmabhushan in 1985, Bhimsen Joshi has a long list of talented disciples in Sripati Padigar, Madhava Gudi, Ananth Terdal, Narayan Deshpande, Srikant Deshapande, Ramakrishna Patvardhan and others. Apart from *khyal, tumri, tarana, abhang* and *ranga sangit,* Joshi sings *devaranama* and *dasara pada* in Kannada. His tuneful rendering of songs of Kannada poets like Bendre and Kuvempu have thrilled Kannadigas no end.

Dr. Gangubai Hangal born in 1913, first learnt music under Kinnari Vidwan Halgur Krishnamacharya who taught her the basics with an assortment of songs in varied *raagas (drut cheez)* which she mastered very fast in course of a year. Her mother Ambabai arranged her tution with Savai Gandharva in 1932. Her *guru* was rigid taskmaster and would insist on her practicing *swaralap, palta* and *taanbazi* daily for a number of hours. Behind the consumate mastery of Gangubai's singing is the *tapasya* of those early years. Once she sang in the Bombay Radio in 1937 and her recital attracted so much attention and from then there was no looking back.

She is a star performer in music festivals all over India and she has represented our music in far away countries including America, France, Canada, Nepal etc., where she proved a big draw. She was conferred Doctorate by Karnataka University (1978), Padmabhushana (1971), Ruhi Ghazal (first one in Karnataka) and other awards from Academies, the Rajyotsava Award (1970) and many more. She conducts the death Anniversary of her *guru* Savai Gandharva annually at Kundagol, which is a major event in the annals of Indian Music. Among her noted disciples are Naganath Wodeyar, Sulabha Dambal, Sita Hirebetta, Ashok Nadiger, and her daughter Krishna Hangal. She has earned a grace for Karnataka in the top most echelons of Hindustani Music.

A Beehive of Musicians

The leading younger generation of musicians in North Karnatak area mostly consist of the disciples of the great five stalwarts (Mansur, Panchakshwari Gavai, Rajaguru, Bhimsen Joshi and Gangubai) who have already been mentioned as disciples along with their mentors' profiles provided. Still there are a number of performing artistes not covered under that list. Here are the other leading ones, both vocalists and instrumentalists active on the concert platform.

Taking Dharwad district first, we have these artistes who are vocalists: R.S. Jantli, N.G.Modak, Arjunsa Nakod, his son Raghunathsa Nakod, and Vishwanath Nakod,Seshagiri Dandapur, M.G.Patvardhan, Sangamesha Gurav and his son Kaivalya Gurav, Venkatesha Burli and Hanumantha Burli, Narayan Majumdar, Vinayak Torvi(now at Bangalore), Kamala Purandhare, Venkatesh Kumar, Venkatesh Mannur, Rohini Deshapande, Sangeeta Katti, Kumar Das, Shantaram Hegde, Sripad Hegde, Dr. Nagaraja Rao Havaldar and Mathura Dixit.

Amongst harmonists Vasantha Kanakapur is a leading artist employed in AIR, Dharwad. Vocalist Keshav Gurram has retired from A.I.R. G.R.Nimbargi and his son Vadiraja Nimbargi are violinists while Yellappa Amaragol is a seasoned Shehnai player. Venkatesh Godkhindi and his sons Pravin and Kiran are noted Bansuri players. Great sitar Maestro Rahmat Khan settled down in Dharwad in 1912 and started the Bharatiya Sangit Vidyalaya and trained a number of *sitarias* of whom his son Karim Khan and descendents Bale Khan, Hamid Khan, Chote Rahamat Khan, Rafique Khan, and Shafique Khan are carrying on the legacy of Rahmat Khan. B.D.P.Pathak, Ramachandra Hegde and Jyothi Devagudi are also *sitarias* of standing.There are a number of talented tabala players in this district beginning from the veteran Basavaraj Bendigeri, Seshagiri Hangal, Raghunath Nakod, Ravindra Yavagal and Balchandra Nakod, (both now in Bangalore A.I.R.), Rajiah Hiremath and Suraj Purandhare.

The leading artists in Raichur district are Ramesh Kulakarni,Manikrao Raichurkar, and Srinivasachar and Ramachar Kakhandaki and these are violinists. We have a harmonist in Vayu Jeevottam Rao (blind). Bhimasena Char and Sanjeev Jahgirdar are the other vocalists.

In Gulburga district Saroja Kolharkar disciple of the late Dr.Padaki is a leading artiste and the Kalamandal conducts his Anniversary by way of a music festival on a big scale. Ananthrao and Devarao Deshmukh are leading vocalists. Sumanrao Kulkarni is a tabalji while Sudhindra Dandapur is a harmonist. Gurunath Algudkar plays both harmonium and tabla. Tabla Maestro Sheik Dawood's disciple Gowrang Kodikal is now in Bangalore running 'Sursagar' a reputed music Sabha.

In Belgaum area R.N. Joshi is a vocalist who also plays on the Harmonium. Rambhau Vijapure, Jaishree Patnikar, Janaki Iyer, Kagalkar and Harmonist K.P. Hunugund, are the other leading artistes. In Bijapur Keshavarao Thite, Bhimarao Nidugundi, Shyamachar Joshi and Lata Jagirdar are vocalists and Rangachar Kakhandiki is a violinist. In Uttara Kannada area Ganapathi Bhat, G.S. Hedge, M.P. Hegde, Kamalakar Bhat are the leading singers. A number of younger artists are being trained in the Rajguru Pratishtan in Hasanagi near Yellapur and in Sirsi and Honnavar where there are a number of music Vidyalayas and art circles.

Music Sabhas

As in South Karnataka, in North Karnataka too, there are a number of Art circles, Vidyalayas, Utsav Samitis, colleges and schools devoted to the cause of classical music. There are a few differences in the way they set about to work. There are no overall organisations like those in the South, the Gayana Samaj or Ganakala Parishat representing all the musicians of the region, who are even enrolled as members. The southern meet by asking a senior musician to preside over the conference with a programme of symposia or demostration or lecture

series was drawn up early. They observe certain important birth or death anniversaries of doyens or renowned masters throughout the year. In North Karnataka anniversaries are observed where night-long or even day-long concerts are arranged and musicians sing by turns. While the *Sammelans* in the South with extensive discussions, talks etc., added, there it is intensive where you are exposed to music continuously of a number of musicians. This has resulted in spreading the aroma of music to big gatherings of the *rasikas*. The numerous schools there of course train a vast number of students.

The Hubli Art Circle is an old institution which has been a major force for long (from about 1920s) in enlarging the appeal of music to vast circles of people. It is also linked to the Savai Gandharva Utsav festival at Kundagol, which perhaps is a major festival in India itself. Leading musicians from all over India gather in large numbers and sing animatedly to pay respects to the legendry musician. Another such old institution is Rahamat Khan Sangeet Pracharak Samiti which observes the doyen's death anniversary (from 1954) where also an all-night music concerts where artistes sing by turns and pay respects to his memory. Starting late in the evening, one will be listening to strains of Bhairavi as the next day dawns, and about half a dozen groups would have sung by turns. After the recent demise of Basavaraj Rajguru two Partishthanas have been started one in Dharwad and other at Hasanagi, the home town of his disciple Ganapathi Bhat in Uttara Kannada. Another Mallikarjun Manusr Memorial Organisation has been formed in Dharwad to celebrate the birth and death anniversaries of the doyen of the Jaipur Gharana and his son Rajasekhar Mansur had organised the first two festivals already.

Kirana Gharana Maestro Abdul Karim Khan's Anniversary has been celebrated at Hubli for long and Venkanna Mannur is in charge of the organisation. Panchakshari Gavai's Anniversary is celebrated in the same manner at Sri Veereswar Punyashram (Gadag) annually on a big scale and musicans gather enthusiastically in large numbers and conduct concerts all along, night and day. Sursangita Sabha of Dharwad is arranging concerts regularly at Dharwad and Hubli. The other Sabhas active in the field here are Sangita Bharati (Dharwad), Ganasudha (Hubli) and Jnana Bharati (Hubli). Many other music schools also hold concerts. In 'Swaranjali' an art circle in Gulbarga, a 24 hour non-stop music fare is arranged in memory of Dr. Padaki who served for long the cause of popularising music. His disciple Saroja Kolharkar started the Sabha recently and it draws nearly two to three thousand listeners. Prominent among others are Belgaum Art Cirlce (Belgaum) and Art Circle (Saundatti), Sursingar (Bijapur) and Kalasangama (Honavar). Sirsi has a number of institutions devoted to the advancement of music like Sai Sangeet Vidyalaya, Sastreeya Sangit Vidyalaya, and others. Talented clarionet player Narasimhalu Vadivati is running a music school in Raichur which is very popular. We see both in the south as well as the northern parts of the State classical music surging forward with great aplomb. Classical music which

has accumulated the wisdom of centuries and has grown strong with the passage of time is bound to have a bright future by all counts. Lakshminarayana Sangeeta Shala at Kanchana (1959) in D. Kannada has been a noted centre where Thyagaraja Aradhana is being held from 1982, and it has been nurtured by Venkata Subramanya Iyer, Anandalakshmi Ammal and Subba Ratnam.

The Art of Gamaka

The art of Gamaka is an ancient one. Though *Ramayana* and *Mahabaratha* are the main props to this art, there are other classics which also go to make for delightful rendering.

Some decades back when this art was languishing, it is the efforts of literary giants like D.V.G., Masti, S.V. Ranganna and M.R. Srinivasa Murthy who encouraged the art to occupy a prominent place. They helped this art by starting classes at Sahitya Parishat and no Sahitya Sammelan would be complete without a Gamaka Goshti (seminar). Earlier part of the country the trinity of *gamakis* consisted of S.G. Bindurao, Kalale Sampathkumarachar and Krishnagiri Krishna Rao. All the three of them had different styles of rendering *gamaka* and the late Anantha Padmanabha Rao who learnt under all the three had mastered all the three styles. The late Talakadu Mayi Gowda, Ramakrisha Sastry and Ramaradhya are among the *gamakis* who have left a great impression on listeners.

Among the senior veterans Joladarasi Doddanna Gowda of Bellary is the most popular artist in the field. M. Raghavendra Rao who is the main architect of the Sahitya Parishat training scheme and is also renowned as a tutor, is a leading artist. In the frontline today are S. Nagesha Rao, B.S.S. Kaushik, H.K. Ramaswamy and Gunduramiah. Others in the field coming up are S. Vasudeva Rao, R. Shankaranarayana, Hosabale Seetharama Rao, Krishnagiri Ramachandra, M.A. Jayaramarao, G.B. Gopinatha Rao and others. Two tiny villages near Shimoga have done yeoman service to this art by bringing out series of cassettes of *Mahabharata* episodes ably rendered by Hosahalli Krishna Murthy and Vyakhyana Vachaspati Lakshmikeshava Sastry. Amongst the lady artists Shakuntalabai Panduranga Rao leads the group and others like S. Annapuranamma Raghupathy Sastry, Gowramma Nagaraj, Indira Venkatesh and Lalitaha Nanjundayya are worthy of mention.

Though the art had its strong roots in old Mysore area, in the northern Karnataka area the influence of Bharatha S.G. Bindu Rao had spread widely. Even a few musicians like the Late Gururao Deshapande became adept at rendering Gamaka. The other prominent ones were K.G. Halasigi, R.S. Kulkarni and Jayalakshmi Inamdar in that part of the State.

The art has become more popular with the staging of *Rupakas* (operas). The late Ramaradhya composed a few of them. B.S.S Kaushik and Neelathahalli Kasturi, also have been staging a few operas which have become very popular. To develop

this art and to serve its cause, an organisation called the Gamaka Kala Parishat was started. It has been conducting seminars, workshops, district level conferences and an annual festival-cum-conference. Under the Presidentship of G. Narayana and scholarly guidance of M. Raghavendra Rao the Parishat is making headway. Still lack of finance is one major obstacle. Also the inadequacy of curricula, which while fits only for an examination, cannot give the student proficiency in mastering the vast amount of literary material (which requires number of years of study) are problems which are defying the progress of this great art.

Apart from *Bharata* of Kumaravyasa, *Torave Ramayana, Harishandra Kavya* (Raghavanka), *Nala Charitre* (Kanakadasa), *Ramashwamedha* (Muddana), *Bharatesha Vybhava* (Ratnakara Varni) were the favourite works for the Gamakis for decades. Lately even Kuvempu's *Ramayana Darshana* renderings has become popular. Of course the Gamakis can render passages from any of the famous poets like Andayya, Someshwara etc, beautifully and can also sing *Pada vritta* and *Kandapadya* in a delightful way. This art is an old inheritance which in these days of massive onslaught of the mas media is not being given much attention. There is a need to take special interest for its development and preservation by literary organisations and training and tution by experts in the field should be arranged. The newly formed Gamaka Kala Parishat is devoting itself to these tasks.

Sugama Sangita

The Romantic poetry of the modern period deserved a new style, melody or new musical form. This was called 'Light Music', `Sugama Sangita' or 'Bhavageete'. Singers experimented with new forms. The poems of Bendre, Kuvempu and others became so popular that people started humming them. In course of time recitals were being arranged and in this way the literary output of our great poets was carried to large numbers of people, and their singers became very popular. This indeed is a revolution in two ways. We see poetry marrying music on the one side and music trying to concentrate on the meaning and the literary content on the lines on the other side.

While the purists derisively refer to this mode as 'light' music in the sense they have no substance, the adherents retort that it is music that gives you 'light'. Despite these disputations the new music has come to stay. It also involved thousands of people in its orbit and carried the rich heritage of our marvellous poetry far and wide. In classical music the *raga, tana, alapana,* the pyrotechnics of *swara* and *tala* produce extraordinary effects that dazzle you. Here the *swara* patterns and *tala* swirls rule the roost. It is claimed that meaning matters. It may not be entirely untrue, but yet it is minimal. The *sahitya* is submerged; it is subservient all the time to the surging flow of musical fancy. In Hindustani music too in the slowly meandering swirl of the *raga* in *vilambit* and fast racing rolls of the *drut*, the meaning gets smothered. The fact that we

enjoy classical music through the instruments is proof that words (*sahitya* or literary content) are not the primary requisites in classical music. The sound (*swara)* alone is king in that form, and meaning at best is a secondary consideration.

But in this new form of music it is the word, the meaning, the mood it conveys, and its literary import that are of primary importance. Music is only the superstructure. It might enhance its appeal by lacing it with melody. Poetry is delivered in attractive casing woven in sweet melody. The casing has to be simple, elegant, almost transparent. It should not distract the listeners by drawing needless attention to itself by indulging in pyro-techniques. The music here is melodious but not heavy, simple but should concentrate only in echoeing the *bhava* emebdded in the song. Good poetry always rides on the wings of music and will easily lend itself for the 'tune' in a musical form.

It is around 1930s the group called 'Geleyara Gumpu' with Bendre as their mentor, started experimenting with poetry by evolving new tunes and started singing them. The late Balappa Hukkeri who was a great ballad singer, started composing tunes for these exquisite poetry of Bendre and other poets and literally dazzled the gatherings. He should be rightly called the pioneer of Sugama Sangita in Kannada. He was popular as the `Saradar of thousand Songs'. With his slightly corpulent figures and charming gestures and a beaming face he would build rapport with any type of audience in a jiffy, would cast an hypontic spell on them. Another name who made this form very popular was Smt. Jayavanti Devi whose songs were cut into gramaphone discs. They circulated widely around innumerbale households. Some great classical singers too recorded songs of this variety and helped the growth of this mode. Amongst them are Bhimsen Joshi, Ameerbai Karnataki, Susheela Tembe, Krishna Hangal etc.

In the erstwhile Mysore State the credit of a pioneer must go to the late P. Kalinga Rao whose songs even now continue to delight the Kannadigas after so many years of his death.

His early records of Purandara Dasa's songs `Madu Sikkadalla', `Yaru Hitavaru Ninage' and `Nageyu Baruthide' have thrilled listeners to no end. People who were very familiar with these time worn ` Dasara Padagalu' were startled and felt as though Purandara stood before them. His other song `Udayavagali' just became immensely popular and became the unofficial invocation song for Unification of Karnataka. His dulcet voice and the meaningful pauses he employed to allow the meaning to sink into you are memorable and remarkable in every way.

Then we have a very talented composer and singer in Mysore Ananthaswamy. He has set tunes for a very large number of poems. Padmacharan of the All India Raio is a violinist of a higher order who took to composing light music for poems and continuously put out so many songs on the AIR which helped listeners to develop a taste for this new music. H.R. Leelavathi, a poet and trained

in classical music, devoted herself entirely to spread light music in every way. Her old songs are recalled by listeners even to-day. She has composed so many light music features for the Radio, where she served as a composer till recently. She has started a Sugama Sangeeta Academy to serve the cause of this art.

C. Aswath is another talented artiste who is a very popular singer and has composed music for very large number of Kannada poems. He has handled a very large number of diverse variety of songs from Sisunal Sharief to Kailasam and Bendre to Dodda Range Gowda successfully. With missionary zeal he is trying to organise the Sugama Sangeetha artistes into a band of devoted crusaders for recognition of this form of music and has brought them under the banner of `Dhwani'. He has also authoured a book on the subject. Himself is a singer of repute; his cassettes have covered hundreds of songs of all our major poets, which have reached far and wide. The list is long and it includes Sishunal Sharief, Kailasam, K.S.N. and others. He has also directed music for Masti's *Kakana Kote*, which was filmed.

Shimoga Subbanna, Ratnamala Prakash, Malathi Sharma, Kasturi Shankar, Manjula Gururaj, Narasimha Naik, Shyamala Bhave, B.K. Sumitra, Shyamala Jahagirdar, B.R. Chaya, Yashwant Halbandi, Indu Viswanath and Usha Ganesh are some of the talented singers whose voices are familiar to all Kannadiga listners. H.K. Narayana is a prominent composer in the Radio field who has composed music for a very large variety of songs. In the early part of the decade, B.G. Ramanath, Devangi Prabhakar and Somasundaram are some of the artistes who gave light music concerts and popularised this medium.

Despite the tremendous impact this form of music has made, there are still some discordent voices here and there. Some poets think that great poetry should not be reduced into a song. Some classicists feel that some of the tunes are haphazard and claim that some contain patches of dissonance, some do not understand why all sorts of queer instruments are thrown into the ensemble.

Even if there is an amount of truth in all these arguments they are at best generalisations only. Against this if we weigh the amount of lovely songs that have merged the result will be astounding. Added to that this form has built bridges between our great poets and the common people and it has drawn a vast section of the people into a new ambit of appreciating both poetry and music. There have been outstanding singers of folk songs in Karnataka. They include Appagere Timmaraju, Banandur Kempaiah, Janardan and Pichalli Srinivasa. Among the noted lady singers, mention can be made of Gauravva Madar and Phakiravva Gudisagar. Husensab of Chipgeri (A.P.) sings Dasarapadas and is popular in the state.

Aid by Government

The education department also has a separate section devoted to advancement of music through the schools in the State. Perusing their records it is seen

that out of the 98 music instituions, 48 schools have been receiving grants from the department. Also from 1989-90 to 1992-93 they have sanctioned sixteen more schools in four districts. To start with 50% of what the schools spends for this training will be given as grant from the department. New text books are being prepared for the higher level examinations to be on par with the B.A. and M.A. degree levels and the Senior (Vidwat) examinations are raised to the levels of university degree examinations.

The higher level examination panels on music, dance and percussion subjects are conducting examinations in 41 centres in 20 districts. There are junior, senior and proficiency grades and from 1982 to 1992, a total of 42,445 students appeared for these examinations and out of them 31,142 have passed in these tests (about 73% of passes). These also include instrumental (both Karnataka and Hindustani), percussion instruments and even Bharatanatya and Kathakali dance.

From the I standard to X standard in schools music has become an examination subject. Earlier only girls' schools had music teachers, but now almost 20% of all schools have music teachers. Lately however light music also has been taught consisting of folk music, patriotic songs and group songs. Camps are conductd at district and taluk centres all over the State under the guidance of these teacher and patriotic songs are taught to heighten sense of national integration. Apart from these camps cassettes containing 16 patriotic songs are distributed to schools and departmental officials to help these activities.

The Government has sent circulars to schools to treat the song 'Bharata Jananiya Tanujate' as State Anthem on par with our National Anthem. Music teachers are encouraged to attend the annual conference of the Ganakala Parishat as representatives.

These activities by the Education Department (Music Section) have helped the growth of musical talent from primary school stage which in fact is the ideal time for initiating one into the world of music and is sure to give rich dividends in the coming years.

The Cassette Revolution

Once, long ago, it was the recorded disc, then there came the long playing record. They have been replaced today by the cassette, easy to carry in a pocket and to be passed on. In the days of the gramophone, recorded music meant only classical music. Though even now there are still cassettes of classical music maestros coming out, their number is very small compared to the less heavy forms of music like the folk, the devotional and light music, which literally sell in thousands. Even organisations like the Bharatiya Vidya Bhavan are turning out cassettes of Satyanarayana Vrata, Rigvedic Sutras, Stotras of Shankara and other religious hymns. The number of companies have come into this trade is legion and some are merely commercial in their approach.

The tastes of the listeners have changed vastly. Once the only music to be heard had to be classical music and that too by a master singer like Ariyakudi or Fayyaz Khan. The folk forms of music first started getting popular slowly and today they are in great demand. First came the light form of devotionals and they are still a draw. The *devaranamas* by Bhimsen Joshi, B.K. Sumitra and Vidyabhushan Teertha Swamiji have the first place in the market today. Once the songs of Play back singer P.B. Srinivas was the rage and today it is the revered Swamiji who holds the first place.

Whatever we say about the cassette revolution, we shoud grant that it has come as godsent to the Sugama Sangita form. But for the cassettes of Balappa Hukkeri and Kalinga Rao which paved the way for the upsurge of light music, this art form would not reach such a vast number of households in Karnataka. The evocative lyrics of our great poets (the unofficial legislators of mankind) would not have travelled to vast sections of our society but for this cassette revolution.

Add to page No.1078:

DANCE IN KARNATAKA*

The decade (1981-92) was undoubtedly the best of times for classical dance in Karnataka. It is in this decade that Bangalore the State's cultural capital which was till then known as a seat of Bharathanatyam, emerged as the meeting ground for almost all styles of Indian classical dancing. And by the end of the decade there were few dancers who were not conversant with more than one styles.

So far as Bharathanatyam is concerned, it has almost become a fashion. Gone were the days when music was the main pastime of girls. Dance had irretrievably stolen a march over its sister art. Indeed, there were more girls learning dance than music.

More importantly, it had ceased to be a female preserve. Boys had started evincing as much interest, most schools accounting for at least three-four boys pursuing studies in dance. Age was also not a criterion. From the primary school level to the university level, boys and girls of all ages had been taking to dance. The door was open even to professional courses, quite a few doctors and engineers finding time to learn this fascinating art.

To meet this growing demand, dance schools had sprung up like mushrooms in all nooks and corners of the City. There was hardly any locality which could not boast of a school for dance, many localities accommodating more than one. Which meant that the number of teachers in dance had increased, quite a few successful performers of the earlier decade having set up schools. Thus not many of the dancers were happy to be mere performers. They were turning professionals,

* *Contributed by S.N. Chandrashekar of Bangalore*

devoting full-time to the pursuance of the art. Dance for them had not only become a means of livelihood, but opened avenues to the hallowed precincts of fame. In its wake, they emerged as scholars in the art, choreographers and preceptors to boot.

This pursuit may not find its fulfilment through one style of dance as it had all along been. Cultural exhanges between the different states of the country under the aegis of the Central Sangeet-Natak Academy and the Zonal Council besides local festivals like the one organised annually by Lalitha Srinivasan's Nupura (Nitya Nritya) brought local dancers face to face with the multi-faceted imagery of Indian classical dance. In the decade `Rangashri's Kinkini Nrityotsova 'and Pratibha Prahlad's a `Prasiddha Utsava' have been added to the list. They soon realised that the alluring *layakari* of Kathak, lyrical aura of Odissi, sinuous grace of Mohini Attam, the narrative elegance of Kuchipudi and rustic grandeur of Kathakali could provide as rewarding an experience as Bharathanatyam does. The consequence of this awareness was the urge to explore the possibilities in those areas.

Even earlier, styles like Mohini Attam, Kuchipudi and the Andhra temple styles of dancing had their moorings in the City. Usha Datar who had her initial training in Bharathanatyam from her mother Snehaprabha who still continues to teach the art in her home town Arsikere, had spent more than five years in the famous Kerala Kalamandalam to master Bharathanatyam, Mohini Attam and Kathakali, had settled down in the City. Through her school in Rajajinagar (presently in West of Chord Road), she is imparting lessons in all these styles besides attending her own performing schedules. Later she had also learnt the Andhra temple style, which was added to the curriculum. Since then quite a few of Usha's students have made the grade, some like Rashmi Hegde, M.J. Meera and B. Jahnavi having set up dance schools in their locality.

Another teacher imparting lessons in Andhra temple style is Sunanda Devi. Like Usha Datar, Sunanda is also a student of Nataraj Ramakrishna of Hyderabad. She has also trained a high degree of performing fineness. Vyjayanti is also, in turn, conducting classes in dance and has made a name as a good teacher too.

Early in the decade saw the setting up of a school for Kuchipudi exclusively. Earlier, the renowned Kuchipudi *guru,* Korada Narasimha Rao of Eluru used to visit the city on the request of a couple of his students, particularly Veena Murthy who had become quite popular both as a performer and a teacher. But it was with the opening of a school by Lakshmi Rajamani, senior student of the reputed Vedantam Prahlada Sharma, that the style got a firm footing in the city. Lakshmi who is also a competent performer, has coached a number of students, Rekha Nanjundeswar among them having shaped very well. Lakshmi regularly presents one or two pupils a year in *ranga praveshas,* testifying to the school's regularity. Yet it has to be conceded that the only Kuchipudi dancer on a national level

is the well-known Manju Bhargavi. Even today she is one of the most popular performers in the city and is fully occupied with assignments in all parts of the globe. She is also running a school for Kuchipudi in the northern extension of Gokula.

By the middle of the decade the only style which had not found a promoter in the City was Kathak. But when it did make an entry through Maya Rao's Natya Institute of Kathak and Choreography it was with a bang and soon attracted a number of youngsters from all other sister disciplines. Maya was one of the earliest in the City to learn this essentially north Indian style. That was way back in the early forties. It would be of interest to record that it was Kathak which had the first regular school in Bangalore. It was founded by the renowned dancer Sohanlal of Jaipur in 1939. The school was set up in Malleswaram, though it had more boys than girls in its fold. Maya Rao, Leela Ramanathan and a couple of others were Sohan's private students who actually sustained his creature comforts.

Later Maya had a school of her own, Natya Saraswati which had produced quite a few popular ballets including some to campaign for popular causes. But an urge to pursue advanced studies in Kathak made Maya to proceed to Jaipur and Delhi where under a Central scholarship and she became a student of the celebrated Kathak maestro Shambhu Maharaj. Later she founded her Institute of Kathak under the asupices of the Natya Sangh Theatre Centre. The institute has to its credit a number of ballets, including some produced by Maya for the erstwhile Soviet Republic, like Shakuntala and the Ramayana.

When Maya decided to move over to her home town, she found an immediate patron. The State Government granted a sum of Rs.16 lakh in phased manner. Besides Maya, her sister Chitra Venugopal, who is also a Kathak exponent handles classes while music is in the hands of Vidushi R.A. Ramani and vocalist Shankar Shanubhogue. The institute is now affiliated to the Bangalore University, awarding degrees in Kathak and Choreography.

The University itself has a department of dance, drama, and music, experienced dancers like Usha Datar, Sarvotham Kamath and B.K. Vasanthalakshmi are in charge of the dance section. But here the focus is mainly on Bharathanatyam. Hence the relevance of the affiliation to Maya's Institute of Kathak. With this, the State can boast of three university level dance institutions - the third one being the department in the Mysore University where Shakuntala, the daughter of the erstwhile palace dancer, Dr. K. Venkatalakshmma, heads the section.

Another leading dancer who has benefited by the munifiscence of the Government is Shantha Rao, undoubtedly one of the foremost disciples of the legendary Meenakshi Sundaram Pillai of Pandanallur. With the grant, Shantha has built an imposing building in Malleswaram where she imparts lessons in

Bharathanatyam to a few selected students. But she rarely appears on the stage, though she is as regular as ever in her practice.

Among the doyen's other students, the Krishna Rao's (Prof. U.S. Krishna Rao and U.K. Chandrabhaga Devi) celebrated the golden Jubilee of their dance school Mayamaya in early 1992. They are still active as dance teachers and some of their students including Sudharani Raghupati in Madras, Sonal Mansingh, Indrani Rehman in Delhi and Pratibha Prahalad in Bangalore have attained international fame. One of their earliest students, T.S. Bhat has also made a name as a good teacher and another, Sheela is doing excellently well as a dance teacher in Canada. Leela Ramanathan is another student of the late Pillai who has maintained high standards in her teaching.

Of greater significance to the State is the founding of a dance village named as Nrityagram in the outskrits of the City. The concept is that of the leading Odissi dancer Protima Gauri and she was able to put into reality with a 10-acre plot allotted to her by the State Government. The idea has clicked with greater effectiveness than expected. The Village envisages the setting up of *gurukulas* for different styles of the art, each to be in charge of a veteran in the field. As it is three such *gurukulas* are functioning, starting naturally with Odissi which is under the venerable Kelucharan Mahapatra, the best-known exponent of the style. The Mohini Attam Gurukula which is under an eminent a personality, Kalamandalam Kalyani Kutti Amma was also got ready. The Bharathanatyam Gurukula was the first one to be launched, supervised by Protima herself and run by Indira Kadambi, a senior student of Usha Datar. The Kathak Gurukula is also complete. More importantly it has generated quite an amount of excitement among dance connoisseurs and even the Government. Slowly, it is turning out to be one of the `musts' for visiting dignitories to the City and dance buffs especially seize every opportunity to make a trip to the idyllic village. It is indeed a unique idea, steadfastly pursued and put into reality by a dreamer-Protima Gauri.

Thus it can be seen that the City has emerged as the Mecca for Indian classical dancing. The only style which does not have a regular coaching is Kathakali, though Kalyanikutti, Usha Datar as also the many-faceted Shantha Rao are well-versed in the style. If it has not caught up, it is because there are no takers. May be, Protima has an idea to arouse some interest in it in the days to come.

Despite these attractions, Bharathanatyam still continues to rule the roost. Among popular *gurus* who are consistent performers are: Pratibha Prahalad, Padmini Ravi, Purnima Ashok, Lalitha Srinivasan, Shubharani Bolar, Ratna Supriya, Jaya and Vasundhara Doreswamy of Mysore. Those who have restricted themselves to teaching include veteras like C. Radhakrishna and H.R. Keshavamurthy, seniors Sundar Kumar, Padmini Ramachandran, Padmini Rao, Narmada, Radha, Sridhar, S. Meenakshi, Revathi Narasimhan, Vijaya Marthanda, Vasudha Rao and Prabhavati Sastry.

Among the boys who have taken to dance seriously, mention must be made for the ebullient K.R.S. Prasanna, Dr. A.R. Sridhar, U.K. Arun, B.K. Shyamprakash and Ramoo. There are quite a few new entrants who are awaiting in the side wings and who may soon hit headlines in the next one or two years.

In the moffusil area, Krishnaveni, K. Kumar, Nandini Ishwar, Tulsi Ramachandra besides Vasundhara Doreswamy in Mysore, M. Bharathraj and Srinivasa Mudaliar in Davanagere, Geeta Datar, Pushpa Krishnamurthy, Ravi Datar and Chandrasekhar Rao in Shimoga, Rekha Rao of K.G.F., V.V. Upadhya of Dharwad, Jalani Basha of Bellary, Narayan Bhat of Udupi, Kamala Bhat of Mangalore, Sujatha Rajagopal of Hubli and Sita Sashidhar of Sullya have accounted for a sizeable number of students.

Add to page No 1093:

THEATRE IN KARNATAKA *

Kannada land has a glorious history in the field of theatre. Theatre here is mainly divided into three categories. Folk theatre, Professional theatre and the Modern Amateur Theatre. Yakshagana, Bayalata and other folk forms have been in existence for centuries fulfilling he needs of mainly the rural masses throughout the state. Before coming to this decade (1982-92) here is a quick glance down the years leading to this period.

Folk Theatre: Though many people refer to Yakshagana as a folk form, there is considerably a strong argument that it is a traditional art rather than a folk form. It is a matter for the academicians. Any way there are many other forms of Folk theatre like Doddata, Sannata, Parijatha, leather puppets etc., which exist mainly in the northern districts of Karnataka. These forms have been kept alive by dedicated artistes, down the decades, with very great difficulty. Due to less and less popular support, competition from Cinema and other entertainment media, one can only be happy that certain artistes families and troupes have retained these forms to this day. In Yakshagana, of late, there have been troupes in which participants are only women.

Professional Theatre

Professional Theatre, popularly referred to as Company Drama has century-old history in Karnataka. The second half of seventies and early eighties of the 19th century saw the birth of several companies in northern Karnataka and the princely state of old Mysore. The form of the plays owes a lot to the Parsi Company style. Music was the staple ingredient. Gadag company, Chamarajendra Nataka Sabha, Halasagi Company, Ratnavali Company, Gubbi Company and several others were the pioneers in the field. Playwrights like Basavappa Sastri and Turmuri Sheshagiri Rao brought Kalidasa to Kannada. The plays of that period certainly had literary mertis. Great actors like A.V. Varadachar could lend brilliance to

* *Contributed by C.R. Simha of Bangalore.*

the professional theatre. The tradition continued for several decades with artistes like Venkoba Rao, Garud Sadashiv Rao, Vaman Rao Master, Gubbi Veeranna, Mohammed Peer, Subbaiah Naidu, Gangadhar Rao and many others. Until the first half of this century the trends continue more or less, on the same tried and tested conventions. Of course the performances graduated from gas lights to electricity, natural voice to loud speakers and acquired grandeur with regard to sets and stage spectacle. Bellave Narahari Shastri, B. Puttaswamaiah and other play-wrights held their sway.

However, the fourth decade of this century saw the emergence of social plays too. H.L.N. Simha, Pantulu, K.Hiriyannayya and other in old Mysore popularised the new trend. In north Karnataka, plays by Kandagal Hanumantha Rao and others became popular. All the offerings of the professional theatre was lapsed up by the audience since Cinema in Karnataka was still in initial stages.

From the sixties onwards with Cinema reaching even small towns a kind of gloom fell on the professional theatre. Wider scope of the medium of film and the migration of major theatre talents to this more popular and lucrative medium also contributed to the woes of the Companies. In order to survive the competition the Company Dramas found a way out. The double meaning vulgar dialogues and cheap sexual innuendos seeped into the plays. Since Cinema is bound by censorship whereas the theatre is not, the Company dramas made this vulgarity as the main attraction to gather audience. The trend became contagious. Well meaning troupes like Enagi Balappa's company and even the illustrious Gubbi company could not digest this trend of vulgarity and wilted under the onslaught. Several troupes folded up.

And so, when one has to record the trends of professional theatre in the decade of 1982 to 1992 it is quite a barren tale. There is no major new palywright or player or significant trend emerging in this decade. Only satisfaction of several companies are that they barely exist. One significant factor for their survival is their dependence on a few performances by inviting one or two film stars.

At every 'camp' (the duration for which the company stays in any particular town presenting their plays) for a few shows they get the movie stars to act in their plays. The small town audience, enamoured of the stars, flock, to the theatre and the money collection goes up. The stars get a hefty fees and the Company is still left with some extra money to survive for the next few weeks.

Even in this gloomy scenario a few companies like K.S.R. Drama Company led by Padmasri Chindodi Leela completing ten years of continuous shows in Belgaum and Gudigeri Basavaraja's company making it good are the stray silver linings. Master Hirannayya who had such tremondous mass appeal with his biting contemporary satirical entertainers like "Lanchavatara" during the sixties and seventies took his plays outside India. In 1985 he presented several shows

of his plays in the cities of America, a record in professional theatre. Though he has discountinued performing daily (like any other company) he continues to present shows quite often. Gubbi Company celebrated its centenary year in 1984 and Gubbi Veeranna's birth centenary in 1991.

Amateur Theatre

Amateur Theatre came into existence in the twentieth century. A few groups in places like Bangalore, Mysore, Gadag and Dharwad were the pioneers. T.P. Kailasam and Sriranga were the playwrights who infused the contemporaniety into the contents of the plays to present a number of social factors of their days. The college and school drama groups popularised these plays through the State. Another important playwright was Samsa. His brilliant plays dealing with the Mysore Kings were written in second and third decade of this century. But they got their due recognition nearly forty years later.

During the fifth and sixth decade several amateur theatre groups consolidated the amateur theatre movement. Chaya Artistes, Ravi Artistes, Kalajyothi, Chitra Artistes and Prabhat Kalavidaru are some of the prominent banners from Bangalore, and also Udaya Kalavidaru, Neelakantheswara Natya Seva Sangha of Sagara, Kaloddharaka Sangha of Dharwad.

Along with Kailasam and Sriranga, Parvathavani was another playwright who became popular. The simplistic humourous plays of Dasararthi Dixit, Kshirasagara, Raja Rao, A.S. Murthy and K. Gundanna were popular mainly in schools and colleges of old Mysore Area.

But Amateur theatre gained stature and recognition towards the end of sixties and seventies. Several writers emerged who brought about innovations both in form and content. They were writing in modern idiom. Girish Karnad, Chandrashekara Kambara, P. Lankesh, Chandrashekara Patil and G.B. Joshi enriched the theatre of the period. For a breif period absurd plays also swept through the Kannada Stage. New amateur theatre groups emerged all over the State to present these plays and bring about a fresh outlook and spirit to the Kannada Theatre Movement. To sustain the momentum the groups turned their attention from original plays to the translations and adaptations from other languages like Hindi, Bengali, Marathi and Samskritha. Great playwrights of the world like Sophocles, Shakespeare and Brecht became closer to Kannada people through translations.

Creative directors like B. Chandra Sekhara, B.V. Karanth, C.R. Simha, R. Nagesh, Prasanna, G.V. Shivananda, Venkataram, Venkata Subbaiah, Nagabharana and others from Bangalore, Sindhuvalli Ananthamurthy, N. Ratna, and T.N. Narasimhan from Mysore, K.V. Subbanna of Heggodu, Garood of Gadag, Shavarageri of Bijapur and several other enthusiastic persons from other centres were involved in this renaissance. The list of active troupes would run to more than a hundred.

Girish Karnad's *Tugalaq, Yayathi* and *Hayavadana,* Chandrsekhara Kambara's *Jokumaraswamy* and *Sangya-Balya* (Kambar's edition of the earlier folk play), Lankesh's one act plays like *Theregalu, Sankranthi* and translation of *Oedipus,* G.B. Joshi's *Kadadida Neeru, Sattavara Neralu,* Masti's *Kakana Kote,* Samsa's *Vigada Vikramaraya* (another version called *Hutthava Badidare*), Sriranga's *Nee Kode Na Bide, Swargakke Moore Bagilu, Kelu Janamejaya, Kattale Belaku* and *Uttama Prabhutva,* Patil's Appa, Kunta Kunta Kuruvatti - all these plays captured attention. So also translations of *Adhe Adhure, Ghasiram Kotwal, Shanthata Court Chalu Ahe, Evam Indrajith, Baaki Ithihas*- Shakespeare's *Dream, Othello, Macbeth* and *Hamlet* adorned Kannada stage. Bertolt Brecht is another playwright who captured the imagination with translations of *Three Penny Opera, Mother, Chalk Circle, Galileo* and *Good Woman* of *Setzuwan.*

This period of late sixties through seventies is referred to as the most significant period in the history of amateur theatre.

1982-1992

As the theatre entered eighties a kind of weariness crept into the movement. The playwrights were not bringing out new plays. The troupes were also tired of translations. The trend of political plays which started with a bang soon became monotonous with cliched hollow slogans and could not sustain the interest of the audience. Several important theatre people migrated to films or went out of Karnataka for greener pastures. All these factors contributed to certain amount of decline in the theatre activity.

To overcome this gloom several trends came to the fore during this decade. One of them was stage versions of Kannada novels, short stories and poems. Thus *Chomana Dudi, Karimayi, Thabarana Kathe, Odalala, Samskara, Chidamabara Rahasya, Chikaveera Rajendra, Helathena Kela, Vaishakha, Saviraru Nadigalu, Kalki* and other literary works were adopted to the stage. The trend has continued into nineties with stage versions of *Kusuma Bale, Bhoomigeetha, Kindari Jogi* etc.

Another trend was the one-man-show by C.R. Simha in 1983, titled *Typical T.P. Kailasam* (directd by T.N. Narasimhan). The events from the famous author's life as flash backs, bits from his works, his views and vision of life were interwoven to form a stage script which can be termed as vibrant Docu-Drama. This gave rise to several other such works like *Neegikonda Samsa* (by Ki. Ram. Nagaraj), *Shakeshpearana Swapnanowke* (by H.S. Shivaprakash) both directed by C.G. Krishna Swamy; and *Rasa Rushi - Kuvempu Darshana* (by C.R. Simha).

During this period several plays reached their hundred shows mark which is a rare event in Kannada Amateur Theatre. Benaka's *Sattavara Neralu* (directed by B.V. Karanth), Kalagangothri's *Mukhya Manthri* (directed by Rajaram), Ranga Sampada's *Sangya Balya* (directed by Nagabharana), Yashaswi

Kalavidaru's *Samsaradalli Sarigama* (directed by Viji), Sanket's *Nodi Swamy Navirodu Heege* (directed by Shankar Nag), Nataranga's *Tughalaq* (directed by C.R. Simha) and Vedike's *Typical T.P. Kailasam* (directed by Narashimhan).

Several other institutions and dedicated theatre people at different centres of Karnataka are doing very useful service to the theatre movement. Vasu's Amara Kala Sangha, Samudaya, Samathentho (Mysore), Bhoomika, Abhivyakta, Yavanika, Abhinaya, Rangabhoomi, Ratha Beedi Geleyaru, Nirata Niranta, Dr. Damodara Shetty, Anada Ganiga, Devi Prasad, I.K. Boluvaru (of Dakshina Kannada), Gopala Vajpaeyi (Dharwad), Abhinaya Ranga, Joshi, Garood (of Gadag), Kalamadhyama, Thavarageri, Ashok Badaradinni, Dhruvaraj Deshpande (of Bijapur), Sripathi Manjana Bailu (of Belgaum) M.B. Patil and Gavish Hiremath (of Raichur), Mudenura Sanganna (of Chigateri), Dr. Basavaraja Malasetty (of Hospet), Vishwanatha Vamshakrithamath (of Ilakal), Cariappa (of Kodagu), Suresh Anagalli (Davanagere) and many others are actively associated with several activities of theatre. Outside the State also several persons and associations are striving to spread the essence of Kannada Drama - Venugopala (of Kasaragodu), Ballals, Manjunath, Karnataka Sangha, Mysore. Association (of Bombay), Karnataka Sangha, Kannada Bharathi, Narayana Rao, Prabhakara Rao and Nagaraj (of New Delhi).

The lady director who has made her mark all over the country is B. Jayashri (of Spandana). As an actress and director she produced *Lakshapathi Rajana Kathe* and *Agnipatha* utilising folk forms. She is now the recipeint of Ford Foundation grant to intensify her efforts through Spandana. The other two ladies who have prominently continued their theatre activities are Prema Karanth and Arundhathi Nag. Vaidehi is essentially a poet. But in recent times she has contributed a few interesting plays for children.

In the second half of this decade several significant plays emerged. H.S. Shivaprakash wrote *Manteswamy Katha Prasanga* and *Madari Madayya*, T.N. Sitharam's *Nammolagobba Najukaiah*, Gopala Vajapeyi's *Doddappa* and Simha's *Bhairavi*. Kannada's prominent playwright Chandrasekhar Kambar's three plays - *Sambashiva Prahasana, Bepputhakkadi Bholeshankara* and (much acclaimed) *Siri Sampige* appeared. And the famous playwright Girish Karnad after fifteen years of gap came out with two remarkable plays *Nagamandala* and *Thaledanda*. *Suthradhara Vartha Patrike* and *Ranga Thorana* are the two news-letters documenting the theatre activities.

A tragic loss to the amateur theatre was the accidental death of young actor-director Shankar Nag in 1990. Through his Sanketh Banner he had presented several plays and the latest successful production was Karnad's *Nagamandala*.

Kannada amateur theatre went abroad in this decade. C.R. Simha's *Typical T.P. Kailasam* created a record by being the first play to travel outside India by presenting sixteen shows in America and Canada in 1986. Then B. Jayasri

took her play *Lakshapathi Rajana Kathe* to Egypt and Bulgaria. Prabhath Kalavidaru who regularly stage Dance-Dramas went out to Far-East and United States. Mysore's Rangayana presented *Hippolytus* in New York.

Two other worthy events of the decade were the establishment of repertoris Nee Naa Sam at Heggodu and Rangayana at Mysore. K.V. Subbanna achieved the miracle of creating a cultural climate in a small village Heggodu, near Sagar. With a well equipped theatre. Neenasam started a training centre in dramatic arts. In 1985, he established 'Thirugata' a repertory company utilising the trained artistes of the centre. With talented directors like Chidambara Rao Jambe, K.V. Akshara, K.G. Krishnamurthy and guest director Prasanna 'Thirugata' has been coming out with three or four new productions every year. They travel to nearly seventy five centres all over the State. Jambe's *Vigada Vikrama Charitha* and *Chanakya Prapancha*, Prasanna's *Thadroopi*, Akshara's *Sangya Balya* and Krishnamurthy's Children's plays have been well appreciated. Neenasam brought out talents like Enagi Nataraja, Iqbal Ahmed, Krishnamurthy Kavathar, Bhagirathi, Gajanana and Dhruvaraj Deshpande.

In 1990 State Government established its own repertory drama troupe at Mysore. The famous director B.V. Karanth became the head of the institution. With trained and talented persons like Jayathirtha Joshi, Basalingaiah, Raghunandan and Gangadharaswamy handling an enthusiastic band of players it is slowly acquiring recognition with seveal significant productions like *Kindari Jogi, Shakespearige Namaskara, Kusuma Bale, Bhoomigeetha* and *Hypolytus*.

Prayoga Ranga and Yuvaranga apart from their own productions regularly organise drama competitions in Bangalore to encourage college and industrial drama groups. C.G.K's Ranga Niranthara organised playwriting by a group of young writers.

Karnataka Nataka Academy in the last two years has provided a lot of impetus throughout the State by organising workshops, festivals and providing financial grants to deserving professional companies. This has been possible with the enthusiastic president Smt. Chindodi Leela and dynamic Registrar G. Srinivas (Kappanna).

Add to page No.1097:

YAKSHAGANA OF COASTAL KARNATAKA*

The years between 1982 and 1992 have been a very eventful period for Yakshagana theatre. There have been some interesting developments, crisis and prospects. The field saw two major trends in 1950s and 1970s, namely the rise of Tulu Yakshagana form and the Uttara Kannada influence. These two have continued along with many other phenomena, small and big.

* *Contributed by M. Prabhakara Joshi of Mangalore.*

The size: As in 1992, there are thirty full-time troupes giving full-season performance from November to June. This confirms the claim that Yakashagana is one of the most living traditional theatres in the world. Besides there are about two hundred and fifty amateur troupes and a few more occassional ones. Off-season groups of professionals perform special shows in cities during the rainy season, in and outside Karnataka. There are four puppet troupes, four children's troupes one ballet troupe and about a hundred Talamaddale groups. So in all, the total number of shows per year cross the 10,000 mark.

The two major trends: The influence of Uttara Kannada style of *abhinaya* on the two other styles (Tenku and Badagu) and the Tulu Yakshagana troupes have been the two major trends, which have shook the field throughly. As a result new forms and styles are emerging.

Yakashágana is trying to become relevant and modern in appeal. A number of new themes (*prasangas*) form epics, from folklore, film stories, adaptations, re-creations, imaginary myth type, all are being tried. Many issues have come to the stage right from ecology to the Ayodhya controversy. Many experiments are ordinary, commercial and not artistic. Yet there are other which are serious attempts to give a new face to this art and bring it out from the medieval motifs.

About three hundred new Prasangas have been written during this period. The notable Prasanga writer of this period are Prof. Amrith Someswar, Anantaram Bangady and the late Kalinga Navada.

The method of presentation is also changing. The spoken word or the *artha* has really become very fine, scholarly and sophisticated. New pattern of *abhinaya,* some of them dramatic and filmy have come. The stress of the whole expression is more secular than religious.

TheTradition: Some of the most beautiful aspects of music, costume, dance and stagecraft traditions of this art are fast disappearing, giving way to popular models. With the death and retirement of an unusual number of senior artistes the pristine beauty of this art is in real danger, especially in the Tenku Tittu (southern style). There is a crisis in tradition, though individual expert artistes are in plenty. Probably this awarenes have given rise to attempts at tradition, documentation, research, workshops and call to preserve the *sampradaya* of art. Yet the movement is not strong enough.

The Traditional troup training has disappeared. There are four training centres, one at Udupi being the only full time school. There are few other short-term training camps organised by local enthusiasts. Some schoalrs have taken up Ph.D. programmes on Yakshgana, though art criticism has not developed sufficiently.

The Support from Market: Support and love for this art in the coastal and Malnad districts, and in Bombay and Bangalore is tremendous, though not well

directed. More than half of the professional troupes are sponsored by temples, and give shows on vow *(harake)* by individual patrons, devotees or on public contribution. Many of these troupes have advance booking upto 1998; other troupes give ticket shows in tent theatres. These troupes mainly depend upon contract shows arranged by individuals or organisations. This system is deterimental to art in the long run, as it creates artificial market, forced sales and unreasonable increase in rates, gimmickery in art etc., without concern for the real development of the theatre. So far Yakshagana is not affected or worried of the electronic media onslaught. Yet there is the potential threat. But short duration shows of 30 minutes to one hour are shown on the T.V. almost every week.

A full fledged troupe requires a capital outlay of Rs.3 to 6 lakhs, with recurring expenditure of Rs. one lakh annually. The total turnover in and around Yakahagana theatre form coastal Karnataka inclusive of auxiliaries, shows services etc., is about 15 crores. All this depends upon just about four districts, that too from lower and middle classes, the rich not being much interested. This boom may not survive long, with increasing socio-economic peressures, unless attempts are made to expand the markets and organise sponsorships.

Some professional artists are well paid, but many live on subsistence wages. Job security and benefits are poor. Some artistes enjoy good social status; public honouring of artistes is common and is on the increase. The future of Yakshagana puppetry is also not bright.

Taalamaddale

Talamaddale, a form without constumes and dance, is mainly for the elite. It is a free-lance art, without troupes and commercialisation. It has maintained high standard, attracting learned audience for full night performances. It has good support. Some new artistes are also coming up.

Overall, Yakshagana has a future and it has also to face formidable challenges too. It has taken novel themes like *Sasya Sandhana* to protect enivironment or to conduct propoganda against AIDS.

Names of the important Yakshagana Melas (Troupes) are: (I) Badagutittu (Northern style) *melas* include that of Idagunji, Sirsi, Saligrama, Bacchagar, Kota Amritheswari, Marnakatte, Perdur, Mandarthi, Kumta, Kalawadi, Haladi, Shivarajapura and Sowkur. (II) Tenkutittu (Southern style) troupes are the Melas of Dharmastala, Karnataka, Surathkal, Kadri, Kateel (3 troupes) Sunkadakatte, Uppala, Madhuru and Talakala. (II) Childrens Troupes: Saligrama, Kota and Urva. (IV) Puppet troupes: Uppinakudru, Byndur and Kasargod. Some Senior Yakshangana Artistes who died recently are Keremana Shivarama Hegde, P.V. Hasyagar, Shiriyar Manju Nayak, Januvarkatte Gopalaksirhna Bhagwath, Narnappa Uppur, Udupi Basava and G.R. Kalinga Navada of Badagutittu, and Damodara Mandecha, Alike Ramayya Rai, Bolar Narayanna Shetty, Puttur Narayana Hegde, Kateel Srinivas Rao and Manjunath Bhandary of Tenku Tittu. Some Important

Artistes are: Kadathoka Manjunath Bhagwath (both Badagu and Tenku singer), Maravante Narasimhadas, Subramanya Dhareswar, Mariappa Achar, Vittal Patil and Yellapur Ganapathi Bhat, all Bhagavatas of Badagutittu. The Maddalegars include Prabhakar Bhandary, Durgappa Gudigar and Kemmannu Ananda. Performers or Veshadharis are Keremane Mahabala Hegde, Keremane Shambhu Hegde, Kumta Govinda Nayak, Chittani Ramachandra Hegde, Jalavalli Venkatesh Rao, Airody Govindappa, Kota Vaikunta, Arate Manju, Vasudeva Samaga, Kunjal Ramakrishna Hasyagar, Ramesh Achary, Chennappa Shetty and M.L. Samaga, B. Sanjiva Suvarna, all of Badagu Tittu.

In Tenku Tittu famous Bhagawath's are: Kadathoka Manjunath Bhagawath, Balipa Narayana Bhagawath, Ira Gopalakrishna Bhagawath, Padyana Ganapathi Bhat and Agari Srinivas Rao. Maddalegars include Nedle Narsimha Bhat, Divana Bhima Bhat, Chippar Krishnnayya Ballal and P. Shankara Narayana Bhat. Notable performers of Tenku Tittu are K.Govinda Bhat, Kolyuru Ramachandra, Kumble Sundara Rao, Aruva Korappa Shetty, Bannada Malinga, Chandragiri Ambu, A. Ramayya Rai, Sridhara Bhandary, Shivarama Jogi, Padre Chandu, Guddappa Gowda, Trivikrama Shenoy, Mizar Annappa Hasyagar and Nayana Kumar.

Leading Talamaddale artists or Arthadharis are Malpe Shankaranarayana Samaga, Sheni Gopalakrishna Bhat, Ramadas Samaga, Perla Krishna Bhat, M. Prabhakara Joshy, Tekkate Ananda Master, Kumble Sundar Rao, M.R. Laxminarayana, Gopalakrishna Shasthry, Ramananda Banari, M.L. Samaga and Vasudeva Samaga.

MUDALAPAYA AND DODDATA IN YAKSHAGANA *

In Karnataka Yakshagana, a folk theatre genre has its own history. The earliest documentation of this theatre goes back to circa 1480 A.D. When a play was written by Kempannagowda of Mandya with the title *Karibantana Kaalaga.* It is said the play is about two dynasties of Karnataka, the Hoysala and the Ganga. In 1930s and 1940s the plays were mostly performed by the lower communities and patronage to this kind of play by higher class audience was restricted. However in recent days in many folk performances significant changes are going on. Simple rural folk do not know well the word Yakshagana but the genre has been identified by different names in Karnataka. In Nanjangud and Chamarajanagara region of Mysore people use different names to denote the art and Yakshagana is called Dagad Kunita (a rough dance) or Bayalakathe. On the other hand in Mandya district the art is named as Attadaata (dance on platform) or Attalige Kunita whereas in Tiptur region the art is identified as Moodala Koore meaning eastern style of play, in North Karnataka the same play has been identified as Doddaata or Mudalapaaya Doddata.

The term Bayalaata or Yakshagana means free performance in the open field. Yakshagana is known by different names in different regions. At present scholars recognized the Yakshagana under three main system. The Yakshagana performance of coastal Karnataka called as Padavalapaaya Yakshagana (western style). It has further divided into sub-categories like Tenku Tittu and Badgu Tittu. Kundapura Tittu, Ati Badagu Tittu (of Honavara region). The recent adapations for the Tulu Yakshagana adopt either Tenku Tittu or Badagu Tittu.

* *Contributed by A. Krishnayya of Udupi.*

In south Karnataka `Bayalaata' is recognised as Mudalapaaya Yakshagana which means eastern styles. It has a new branch recognised by scholars with the name of Gattadakoore Yakshagana. Around 1982 this variation was noticed by Dr. J.S. Paramashivaiah and P.R. Tippeswami. However Mudalapaaya Yakshagana is further divided into North Karnataka and Mudalapaaya Doddata. The word Doddaata has two meanings: one a big play; another connotation is the play is performed on a big stage. The structure of the big stage of the rural folk also has more importance than the meaning of the big play. The perforamce was originally presented on the bullock cart stage itself and called as *bandigaali ata.* People build the stages by placing two tractor trolleys and upon it they perform in many regions of the North Karnataka. Dr. J.S. Paramashivaiah, a leading scholar in folklore, initiated a new path by organizing workshops for the Mudalapaaya artistes in South Karnataka. In 1967 Dr. J.S. Paramashivaiah formed a troupe called Sri Bidareyamma Mudalapaaya Yakshagana Mandali at Konchalli (Tiptur Taluk, Tumkur Dist). A regular training was imparted to the artistes.This helped to revive the Mudalapaaya traditon. The Mysore University formed new training centre for arts called as Janapad Kuta. In this guild many other folk art forms introduced to the post-graduate students; they are Kamsaale. Karapaala Mela, puppetry and Mudalapaaya Yakshagaana arts. Further, a learning centre was inaugurated on September 17th 1983 at Konchally with the name Yakshagaan Trust under the presidentship of B.Nanjundappa and Dr.J.S. Paramashivaiah as honorary working president. The Trust is organising seminars and training workshops on Yakshagaana and provides facilities to the research workers. A similar effort was made at the northern region by Dr. Basavaraja Malsetty and other scholars in the University. Credit goes to Solabakkanavar, Suresh Anagalli, Swami, Srinivas Prabhu and others. Dr.Chandrashekar Kambar has written *Ritual in Kannada Folk Theatre;* Dr.D.K. Rajendra's thesis on *Dakshina Karnataka Janapada Rangabhumi* (in Kannada) 1980; andVeeranna Dande wrote a book on *Biidi bayalaatagalu* (in Kannada). These are notable research works . Apart from these publications, many Archive centres are documenting and conducting the the seminar on 'Yakshagaana' and other folk theatrical forms have been formed. The leading institutes are: The Regional Resources Centre for Folk Performing Arts, M.G.M.College Campus, Udupi (D.K.), and The Karnataka Jaanapad Trust , Ramanagaram, Bangalore.

In North Karnataks regions, in Gulbarga the Doddata is perfomed on certain religious occasions; the artistes usually fast before the performance day and before starting the make-up,they invite five married women and offer them sumptuous lunch to seek success in the life. But to-day this kind of pracitce has become rare. In South Karnataka the perfomances are mostly during the village deity's festival.

In Yakshagaana form, the literature used is of classical version. The poems are written in an appropriate metre and are fit for the metronomics. Legends or folk stories are populary used in most of the Yakshagana performances; like the story of *Karibantana Kaalaga, Saarangadhara, Kumaara Raama* etc. In general the performance takes place in the village or in front of the temple. The temple culture has more or less remained in the field theatre. The leading singer is called Bhaagavata and the associated jester is called Hanumanayaka or Saarathi or Chaara who always supports the singer and the performer. The jester is a unique role in the Mudalapaaya style and Doddaata style. In many places, the jester has been dropped; The Bhagavata himself comes forward and talks with leading characters and introduces him on his appearance. Traditionally the Vidhushaka or jester must always be present on the stage and introduce each character. If something goes wrong on the stage or if stage becomes empty, the jester character should fill the gap. Still this tradition is vanishing in certain places. The jester has been called the second Bhaagavatha in rank. Sometimes the jester is identified as Kodangi. Many relevant social subjects are brought in through the jester. It is said the jester had a female partner with whom he could converse. But today we do not see the female partner. The duties of the jester in Mudalappaya and Doddaata have certain similarities. If a heroic character comes in chariot or horse then the jester becomes Sarathi or the chariot driver. On the other hand, he himself becomes the messenger on behalf of the herioc character. If any ornaments of the performer get displaced during the dance or performance, the jester can set it in its place. So he acts as a stage director, comic character, messenger, chariot assistant to any character, technician of the stage and even good singer. He also has right to put questions to any charater. If a character does not render the dialogue well, the jester can interfere to make it short. If a character feels fatigued in his performances, the jester can mock the same action in dance steps. If an unskilled character dances out of rhythm or steps, he stands in front and corrects the mistakes in renewed foot movements. If required, he overcomes the defects by his own type of dance step and draw the attention of the audience.

The prime sentiment in Mudalapaaya Yakshagana is the herioc deed and battle against the evil forces. The other sentiments follow according to the sequence of the text. *Sringaara* (erotic) sentiments are found in a few episodes like *Sitaasvayamvara,* whereas in the performance like *Shivajalandhara* or *Karibhantana Kaalaga* or *Gadaparva* it is war scene. Basavaraja Malasetty says that, the martial episodes displaying warfare and bravery attract common folk in this style. The entire performance highlights male chauvinism from the beginning to end.

Of the actors of the Mudalapaaya many people do not know reading or writing and Doddaata performers are drawn from among men folk only. In recent days effort has been made to involve female actors. Dr. Basavaraj Malasetty directed the play *Girija Kalyana*, (in 1990) in Doddata style at Hampi and his choreography and direction has been appreciated. But in the Moodalapaaya style of Southern region the female group has taken the task of performing in folk

style. In Tumkur district, in urban centres a female drama association called Abhinaya, an amateur troupe has made an attempt to adopt the Mudalapaaya style. The playwright and the scholar by name Nisargapriya is a man behind these activities. Byrnahalli Shivaram has directed the plays for the female drama assocation. In general male group enacts female roles.

During the last century the Mudalapaaya and Doddaata form used for drone or humming *shrutivaadya* a purely native instrument called Pungi Shruti. It is a small windpipe instrument which the snake-charmers use. Now Harmonium instruments for the drone are used. North Karnataka performers use instruments like Shehanai commonly used in Doddata, and in string puppets theatre an improved version of Mukhavina, a wind instrument is used. Cymbals are used while singing. Maddale or Mridanga is the common percussion instrument. Mudalapaaya and Doddata costumes are very decorative. The headgear, Kirita, Viragaase, shouldergear or *bhujakirti,* chest shield or *ede kavcha,* wrist bangle or *kay kattu* are all the ornaments that are made out of wooden pieces, decorated with the glass beads and gold papers (*suneri*). In traditional custumes the ornaments are decorated with *abraka* (mica) mineral pieces and beetles' green wings are pasted. Today such of costumes have been found only in the folklore museums. The make-up has designs varying from region to region. The wild characters face will be painted mainly red and around the eye and chin the black paint is being used. The black is bordered with white dots and add to the wildness of the demonic character. The female roll does not have much artistic make-up. The jester character usually comes with white and black moustache and signs of Shiva cult and Vaishnava cult on his forehead. He wears conical cap and holds a long club in hand. A pair of trousers and a shirt are the simple dress used by the jester. The divine character make-up will be very polite and in skin tone colour. The Mudalapaaya style has a variety of dances which are energetic and martial. One-step dance, two-steps dance, scissors or cross type dance and also Udanga or jumping like acrobat. This dance does not belong to any style. Whereas in Doddaata style the folk-life or work-at-field gestures are adopted. Many associated work-oriented foot movements of Doddata have been identified by the schoalrs (for example Dr. Devendra Kumar Hakari).

There are many artistes who have enriched the folk art by their efforts and have trained artistes in their own region. They are: Patel N. Narasappa Bhagavata, Konehalli, Tiptur Tq (expired 1993), Sri Puttaswamachar (Bellur, Nagamangala tq), S.T. Shivalingegowda (Naragana Halli, Nagamangala tq.), Nelligere Timmappachar (Nelligere, Nagamangala tq.), K.N. Dasachar (Muniyur, Turuvekere tq), Mayanna, (Naraganahalli, Nagamangala tq), Yatirajayya (Gondenahalli, Nagamangala tq), Timmegowda, Channabasavaiah and Nagamangala Hombaiah (leather puppet artistes). Doddaata artists are M. Basavangowda (Navalkal, Raichur Dt), Junjappa Ajjappa (Kondajji, Chitradurga Dt.), Shyamanur Revanasiddappa (Shyamanur, Chitradurga Dt), Monappa Vittappa Sutar (Afzalpur, Chincholi tq), Ramappa Balappa Dasar (Behatti, Hubli), Budeppa Adiveppa (Behatti, Hubli),

Arala Durgappa Master (Arala village, Mydur, Bellary Dt), Nanjundiah Hiremath (Talur, Sandur tq), A.M. Halayya (Sogi, Hadagali tq), Bhimappa Ballapa Dasara (Behatti, Hubli), Basayya Ganachari (Gogi, Shahapur tq), Chandanna Hugar (Gogi, Shahpur, Gulbarga Dt.) K. Nagalingachar (Lakshmipura, Sandur).

Gattadakoore Yakshagana, a folk theatre performance form has been perceived very recently around 1982 in the region of Kolagaala of Heggadadevanakote Taluk, Mysore Dt. The credit for preserving this tradition should go to K.N. Basavaraj Urs. He inherited this form from his fore fathers. Prof. J.S. Paramashivaiah paid great attention to bring this art to light in 1982 and sponsored the plays at Heggadadevanakote. He encouraged them to build a training centre in the style of Gattadakoore Yakshagana. With admirers inspiration and direction, K.N. Basavaraj Urs took the initiative to train a few young children and presented many shows. Training was started in 1983-84. Since 1990 Urs has devoted all his time as a teacher of Yakshagana, popularising the unique tradition of Gattadakoore.

According to Urs the Gattadkoore Yakshagana has a histroy of 200 years. The original costumes of this tradition have been replaced. In recent days they hire costumes from the company drama troupes. This tradition has elements of both Coastal Karnataka and South Karnataka Bayalaata performances. But the tunes of the song and extempore dialogue are different from the Mudalapaaya Yakshagaana. According to Basavaraj Urs, in the 18th century his ancestors (grandfather) moved from the valley in Dakshina Kannada to Kolagaala. When he returned from the Valley he brought 18 Yakshagana Prasanga texts (written on palm leaves) with him. The episodes are related mostly to the *Ramayana* and *Mahabharata* epics.

KANNADA FILMS*

As many as 790 Kannada fims were produced from 1981 to 1992. But the number of Kannada films produced in the whole span of 45 years of the existence of the Kannada film industry ever since Sati Sulochana, the first talkie in Kannada was screened in 1934, was only 702. Though this astonishing achievement was possible in the number of films produced in this decade, the industry could not boast of a good number of quality films.

Kannada film industry saw its golden age in the decade of 1970s. The towering personality of the Indian cinema, Satyajit Ray, held Kannada Cinema in a very high esteem at the International Film Festival held in Bangalore in 1980. He spoke in terms of Kannada films as the conscience keepers of Indian cinema. Kannada cinema richly deserved it too.

Kannada films topped the list of national award winning movies in the seventies. Three Kannada films, *Samskaara, Chomana Dudi,* and *Ghata Shraddha* were adjdged the best movies and were awarded the Swarna Kamal, for the year

Contributed by T.G. Ashwathanarayana of Bangalore

1970, 1975 and 1977 respectively. *Kadu* was awarded the Rajata Kamal as the second best film in 1973. Many other films like *Vamshavriksha, Tabbaliyu Neenaade Magane, Ondanondu Kaladalli, Hamsageetha, Kankana, Sharapanjara,* and *Abachurina Post Office,* drew the attention of serious students of cinema all over India. They also won silver medals. This golden age paled into not silver or bronze, but iron age in the 80s, for the reasons discussed hereunder.

The duo, Girish Karnad from Oxford and B.V. Karanth from Professional Kannada theatre, were responsible for films like *Samskaara, Vamshavriksha, Chomanadudi, Kadu, Tabbaliyu Neenade Magane,* and *Ondaanondu Kaaladalli,* was lured into Hindi cinema and theatre movement at the National level. There were very few able directors in Kannada film field who could continue the silver path left unfinished. The wave of new cinema which started with the production of *Samskaara* in 1970, had become so feeble that the producer director of *Bhujangayyana Dashaavatara,* Lokesh suffered a disastrous financial failure in 1991.

Puttanna Kanagal who based most of his films on literary works, created a galaxy of new artistes,earned a star value for the director and died in the middle of the decade. Kannada film industry lost many more such personalities in the death of N. Lakshminarayan, Hunsur Krishna Moorthy, Shankar Nag and the like.

Though this paints a dismal picture of the industry, a few interesting developments can be recorded. The so-called 'political cinema' started with the production of *Antha,* continued with, the making of films like *Accident, Bara,* and *Aasphota.* The other films of this genre were not quality films.

The films which were commercially successful in this decade were *Antha, Chakravyooha, Hosabelaku, Halu Jenu, Mududida Taavare Aralithu, Bandhana, Benkiya Bale, Anubhava, Ananda, Rathasaptami, Nee Bareda Kaadambari, Premaloka, Pushapakavimana, Ranadheera, Suprabhata, Sangliyaana, Nanjundi Kalyana, Avale Nanna Hendthi, Anjada Gandu, Dada, Deva, Indrajit, Hendthige Heladedi, Gagana, CBI Shankar, Gajapathi Garvabhanga, Ramachari, Chaitrada Premaanjali, Bhanda Nanna Ganda,* and *Jeevana Chaitra.*

The films which raised great expectations but failed to deliver goods were *Runa Muktalu, Dharani Mandala Madhyagolage, Masanada Hoovu, Shivamecchida Kannapa, Chiranjeevi Sudhakar, Ranaranga, Krishna Nee Kunidaaga, Sharavegada Saradaara, Kindarijogi, Idu Saadhya, Hosakaavya, and Marana Mridanga.*

Actor Shankar Nag started his own production banner Sanketh and himself directed a new wave film *Accident* which won for him the State Award for the best film. *Pushapaka Vimana* produced by Shringar Nagaraj and directed by Singeetham Sreenivasa Rao was unique in its class as a film without dialogues. Ravichandran proved himself a successful director in *Prema Loka,* his own production. Later his *Shanthi Kranthi,* was a disastrous failure in the box office which prompted him to start making quickie remakes *Idu Saadhya* was said to have been shot in 48 hours but actually more than one unit worked simul-

taneously. *Nanjundi Kalyana* was the super hit of the decade. It sky rocketted the heroin of the film Malashri to super-stardom. But she crashed to the ground from her super-stardom in the same decade. Hamsalekha who entered the field as a music director through *Premaloka* proved to be a successful lyricist also.

Yellindalo Bandavaru, Savitri, Grahana, Bara, Phaniyamma, Bettada Hoovu, Tabarana Kathe, Avasthe, Surya, Sankranthi, Kaadina Benki and *Bhujangayyana Dashaavathara* may be listed as the new wave films of the decade.

The main reason for the growth of Kannada films in numbers in this decade was the scheme of granting fifty percent tax exemption for all films in Kannada by Government of Karnataka. Later the rule was changed and the exemption was limited only for the films made fully in Karnataka. This gave a fillip for the establishment of the infrastructure for the production of films in the State. L.V. Prasad established a well equipped modern laboratory for the processing of colour films in Bangalore. The Nag Brothers started their own sound recording studio. Chamundeshwari Studios, equipped itself better with a re-recording theatre. A few private concerns also opened editing units.

It was also in this decade that the Government of Karnataka enchanced the subsidy amount for Kannada films. This also contributed to the increase in the number of films in Kannada.

Bangalore had the distinction of holding the first ever international film festival in Karnataka during this decade. The Fourth International Children's Film Festival held in Bangalore in this decade was a successful one. Kannada film industry celebrated the golden jubilee of the Kannada talkie (1993). The Government of Karnataka, Karnataka Film Chamber of Commerce and the Kannada film industry as a whole, took part in all these events enthusiastically and made them a grand success.

The Government of Karnataka appointed a film advisory council with expert members, to go into the problems faced by the industry and formulate a comprehensive film policy for the State. It aso instituted an annual award of rupees one lakh in memory of the great director PuttannaKanagal on the lines of Dada Saheb Phalke Award. The controversy that only a film director should be given this award ended with the instituting of one more award in the name of the great theatre personality, Gubbi Veeranna for the person who contributed the most for the development of the Kannada film industry in a particular year.

Kannada film directors formed themselves into an association for the first time in this decade with Puttanna Kanagal as the first president. The association has started giving its own awards.

Though much can be said about the big strides taken by the industry in this decade, it is unfortunate that there was a great leap only in the number of films made but the quality has badly suffered.

For the year 1981-82 *Bara, Muniyani Madari* and *Badada Hoovu*, bagged the first, second and third best film awards respectively. *Bhagyavanthedi*, a Tulu movie was given the special prize; while *Halu Jenu, Phaniyamma* and *Anveshane* were the three films that got the said prizes for 82-83. *Shringara Masa* won the speical prize. There was no movie that could be named the best for 1983-84 and hence only the second and third prizes were announced which were received respectively by *Benki* and *Nodiswamy Naavirode Heega*. No movie was given the special prize for this year; for the year 1984-85, *Accident, Bettada Hoovu*, and *Marati Goodige* were adjudged the best three movies and *Beralge Koral* got the special prize; *Hosa Neeru, Dhruva Taare* and *Abhimana*, got the three prizes for 1985-96 and no movie got the speical prize. The year 1986-87 had *Tabarana Kathe, Surya*, and *Madhwacharya* as the award winning movies and there was no movie for the special prize. *Aasphota, Avasthe* and *Kadina Benki* were the prize winning movies for the year 1987-88 with the speical prize remaining unannounced for anyone. The following two years 1988-89 and 1989-90 had respectively *Yaru Hone, Belli Belaku* and *Sankranthi* as well as *Kubi Mattu Iyala, Santha Shishunala Shareef* and *Prathama Usha Kirana* for the best three movies.

The number of movies produced during the decade was: 1982 (53), 1983 (60), 1984(75), 1985(64), 1986(49), 1987(60), 1988(54), 1989(68), 1990(67), 1991(76) and till 1992 December (89). From Jan 82 to November 1992, a total amount Rs.10,45,75,000,00 was paid as subsidy for a total of 662 movies (including black and white and colour).

Some of the Award winning personalities during recent years were: The best actor award for the year 1990-91 was bagged by Vishnuvardhan and the best actress award was won by Tara. Devaraj was adjudged the best actor for the year 1991-92 and Sudharani, the best actress. The Gubbi Veeranna Award instituted during 1992-93 went to Dr. Rajkumar during the same year and Vinaya Prasad won the best actress award.

Details of other awards for the years are: 1990-91- Supporting actor - K.S.Aswath, Supporting Actress Girija Lokesh, Story-Srikrishna Alanahalli, Screen Play - Asrar Abeed, Dialogues - Paul Sudarshan, Photography - D.V. Rajaram, Music - Upendrakumar, Editing - R. Janardhan, Audiography - Krishnamurthy, Child artist - Baby Shalini and lyrics - Geetapriya.

1991-92: Supporting actor- Uday Maheshwar, Supporting Actress- Sukanya Kulkarni, Story - Nagathalli Chandrasekhar, Screen Play - Abdul Rahmaan Pasha, Dialogues - Kunigal Nagabhushan, Photography - B.C. Gowrishankar, Music - Vijaya Bhaskar, Audiography - Aravinda Kiggal, Editing - Suresh Urs and Child artist - Master Anand.

1992-93: Supporting Actor - H.G. Somasekhar Rao, Supporting Actress - Umashree, Story - Suri, Screenplay - Suri, Dialogue - Chi. Udayashankar (Post-humous), Photography - Janny Lal, Music - Upendrakumar,Audiography - Kannan and Editing - K.Narasaiah.

CHAPTER XII

PLACES OF INTEREST

WHEN the State Gazetteer Part II was released in 1983, we had not completed the publications of five District Gazetteers viz., Uttara Kannada, Belgaum, Mysore, Bangalore and Bangalore Rural. After extensive survey of these districts, importance of many small places in some of these districts and of places which were in the districts whose gazetteers had already been published before 1983 were noticed. In addition, new centres of importance like Ambikanagr, Shaktinagar, Malleshvar (Kudremukh) etc. were also emerging. All these have been included in this State supplement. The abbreviations* used are explained hereunder and the population of all the places are of 1981 Census. Datesgiven with reference to inscriptions are conversions to A.D. from the *shaka ('shalivahana')* era.

Ambikanagar (Uttara Kannada dt: Haliyal tq; P-7, 734:) is the new township built by the Karnataka Power Corporation. This township is situated in the site of the two villages Amga and Jamga, said to have been presented to the daughters of an unknown Gutti (Chandragutti?) prince. The township has grown on account of the location of the Kalinadi Hydro-Electric Project. There is a motorable road from Dandeli. This is the biggest power generating station in the State at present. The township has a Maruti temple, an Aiyappa temple, a Roman Catholic church (the Church of Sacred Heart) and a mosque. The place is the centre for reaching various tourist spots like Dandeli Game Sanctuary, The Kavale Caves and the Sykes Point. The place also has a well furnished KPC Guest House for the Tourists. The *Kavale Caves*, a natural cave complex on the laterite hillside can to be reached from here by crossing the Nagjhari Power House and climbing down nearly 1000 steps. Inside one of the caves which is big to accommodate many, there is Shivalinga like formation, about one metre in height, created by the combination of stalactite and stalagmite, having taken solid form due to the regular dripping of chemical water from the ferro-Stalactite, hang from the ceiling. The Linga is being worshipped,

* *dt: district, tq: taluk, P: Population*

and the whole area is in a captivating setting with wild greenery surrounding the visitor.

Bannur (Mysore dt: T.Narasipur tq; P-15 108), a place situated on the borders of the Mandya district is mentioned as Banniyur in a record of the 9th century AD found near the Rameshvara temple at the same place. It was apparently the residence of the Ganga King Sripurusha by about the middle of the 8th century AD. Several Tamil inscriptions have mentioned the place as Vanniyur, Vannipura and a Jnana Chaturvedi Mangalam (indicating the fact that it was an *agrahara*). The name must have originated from the tree *banni* in Kannada, *Accacia Ferruginea*, DC. The place has temples dedicated to Hanumanteshvara, Kosaleshvara (or Kailaseshvara), Janmanjaneya, Kodandarama, Hemadramma, Janardana, Tirtha Rameshwara etc., The Hanumantheshvara temple appears to be the earliest in the place, as the pillars of the *navaranga* and *mukhamantapa* have Ganga features. The *garbhagriha* has a big Linga with an *antharala* in the front. The Kannada inscription along the foundation stone of 10th century announces a grant by the Chola Rajaraja I. Another fragmentary record refer to the rule of Hoysala Viraballala. One more inscription dated 1541 AD of Kannappanayaka, a Vijayanagara official under Achutaraya records the donation of a new *ratha* by an official Thimmanayaka. It also announces the installation of Hanumanteshvara and images of Umasankaradeva and Vighneshwara. It is traditionally believed that the Linga of this temple was installed by Hanuman. Beside the temple is the small shrine of Parvati. Within the precincts of the main temple is the small temple of Janmanjaneya described as installed by the celebrated Madhwa saint, Vyasa Tirtha who was born at this place. Earlier it is said an ancient house ascribed to the Swamiji existed near Hanumanteshwara, but now only a modern Hanuman temple remains, which was recently built by the Swamiji of the Sosale Vyasaraja Matha. The image of Hemadramma in her temple was four handed, made of gold, 15 inches in height and is described as being worshipped by Vidyaranya, who on becoming a *sanyasi* handed it over to the Vijayanagar King and got it installed here. But, about a century ago, the original image was stolen and a new one of gold was substituted. It is deposited in the taluk treasury and brought annually during the *Jatra* which is held on the Magha Shuddha Poornima for a span of five days. The Scheduled Caste people participate in the *Jatra* in large numbers. The Kosaleshwara or the Kailaschvara temple can be ascribed to the Vijayanagar period, though many later Hoysala pilasters are found on the walls of the *garbhagriha*. An inscription on the south wall of the same temple dated 1192 AD, register a land grant for a perpetual lamp in the Kailaseshvara Udaiyar Jnana Chaturvedi Mangalam by a lady, Nagaichchani, wife of Samavedibhattar. Beside the temple is a *gadduge* of a saint called Kariappa Swamy described as having lived here about a century ago. The Kodanda Ramaswamy temple is a huge complex with a spacious *navaranga*, a spacious *mukhamantapa* and an *antharala*, leading to the *garbhagriha*. The pillars of the *navaranga* indicate Mysore workmanship though the short Hoysala or Ganga

pilasters are found on the *garbhagriha* walls. The earliest record in this temple is of 8th century AD referring to the rule of Ganga Sripurusha registering a grant to the temple. There are two more records of the 9th century mentioning Banniyur Chilambur - 1000 and names like Ereyappa, Chavaya and Muttarasa

The fragmentary record of Hoysala Viraballala (12th-13th century) seems to register some grant by the Mahajanas. The car festival of the Rama is held annually on the Sri Ramanavami day. Beside this temple is a dilapidated Janardana shrine which has a doorway. A Tamil record engraved on the outer foundation of the temple in characters of 11th century states that the Mahajanas of Vanniyur situated in Vadakarainad consecrated the image of Manavala Alvar. Another record of Hoysala Vishnuvardhana dated 1135 AD, registers grant of several villages by an official named Huviyara Narasihmadeva of Badavi in Belvala for the maintenance of the temple of Vishnudeva and another deity (name lost). This gift was made in the presence of 1700 Mahajanas of Banniyur. Yet one more record dated 1188 AD in Tamil engraved on the South wall of the temple refers to the Hoysala Viraballala. The Tirtha Rameshvara temple also called Gadde Rameshvara is a completely renovated old temple. Here is a huge Mahishasura Mardini. A fragmentary record dated 1575 AD seems to register a gift to god Ramanath.

Basavarajadurga(Uttara Kannada dt; Honavar tq:), a small island measuring an area of 19 hectares as per the revenue records, is a fine picnic spot. The place situated off the Haldipur shores (5 km) in Honavar tq and is approachable by a launch from Honavar shore. Anyway the nearest approach is from the shores of Pavinakurve. During the Vijayanagar times it was a fortified island, girt with a laterite stone; it was strengthened by Keladi Shivappa Nayaka as testified by Buchanan. When Kanhoji Angre the Maratha naval chief tried to conquer it, Keladi forces occupied and it was then called Navileduga. Keladi rulers further fortified and named it Basavarajadurga in 1690 AD after the Keladi Prince Basavaraja. Haider inherited it and finally in 1799 AD it came under the British. A garrison was maintained in it till 1817 AD. Buchanan says that it is filled with coconut palms and plantain trees. It has best reddle *(Kavi)* which is used for painting houses. There was a Ganesha temple which is now ruined and it is said that the main image is now preserved and worshipped by the Sabhahit family at Haldipur. The island has many water storage ponds atop the plateau like hill, which is full of wild growth of flora. The place has immense potentialities as a tourist centre.

Bettadapura (Mysore dt;Periyapatna tq: P-3, 942) has its name derived from a last spur of the Western Ghats overlooking the town and can be reached climbing a flight of 3,108 steps. The hill over its flat summit has the famous Sidilu Mallikarjuna temple and other ancient relics all over. This hill has been differently called 'Srigiri'; 'Vijayagiri', 'Vijayachala', 'Annadani Mallikarjuna Betta' etc. Its early name appears to be Kurugal and the wife of crown prince Ganga Butuga I named Paramabbe was ruling this region according to a record of the 9th centrury

AD from the present village Kurugal near the hill. The isolated hill is about 4,389 feet tall above the sea level and is a conspicuous object to all the villages surrounding it. Traditionally, it is said, that Srigiri was known during the *Ramayana* and *Mahabharatha* times. Gaya, a *Gandharva,* cursed by the river Ganga is said to have worshipped this Mallikarjuna Linga with a *sidilu* (lightning) to get himself relieved from the curse. The Linga is popularly called Sidilu Mallikarjuna and a lightning is described as entering the temple through a window and going round the Linga annually before rainy season sets in. There is a gateway in Vijayanagara style with a tall Rayagopura at the foot of the hill. The inner ceiling of this *gopura* has fine paintings of Vijayanagara times depicting geometrical and floral designs and pictures of some sages, and only black and red colours are now seen. To the side of the south wall, a huge tortoise has been carved. Even the internal walls of the gateway show signs of some old paintings. Two small shrines are seen nearby, in front on either sides of the gateway. One of which has Mahishasuramardini and other, a figure of the Bhairava. The temple atop the hill might have been originally built by the Gangas, but it has grown in size during the Chola-Hoysala times and further enlarged by the Vijayanagara rulers. Later the Chengalvas have also renovated the temple structure. The pillars of the *navaranga* are short and cylindrical and pilasters on the *garbhagriha* walls have Chola-Hoysala features. The temple entrance has beautiful wooden doors having fine geometrical patterns and floral designs. There are many inscriptions in the temple and two behind the *garbhagriha* on slabs. One of them announces a grant of 33 villages in 1586 AD by Piriya Chengalva. On the walls of the temple are nearly half a dozen inscriptions of which two announce grants from the cheiftains of Sosale. The temple has a hoary past and must have been visited by thousands in the course of several centuries. There are very huge copper vessels of considerable antiquity here to indicate large scale feeding of piligrims and the God is also called Annadani Mallikarjuna. There aslo a huge bronze bell of antiquity. The hill, it is said was once full of forests but now only shrubs are seen. Inside the *navaranga* is placed a very beautiful *bhakta* image in later Vijayanagara style Half way through the hill is a huge Veerabadra temple. At the peak of the hill is a huge horizontal rock, beneath which is a small pool created naturally. Viewed from this lofty hill one can enjoy witnessing the vast surroundings, the green feilds and the coloured flowers grown on them and they look like carpets spread all over. The hill is full of caves and curious rock formations.

On the western slope of the neighbouring smaller hill is an Anjaneya temple locally called 'Eni Hanumantharaya'. The figure of Anjaneya here is about four metres tall and is in profile. On the right shoulder of Anjaneya is Lakshmana seated and fighting with Indrajit, carved higher up on a slab. Below the Anjaneya figure are carved a tiny figure one similar to Anjaneya described as Makaradhvaja and a fish and a tortoise. There are a series of caves spread all over. One such cave has a platform having several Lingas in a circle and a figure of Parvati is carved inside a slit of a Linga. The *panipeetha* has relief sculptures discribed

as of the five Pandavas, Rama, Krishna, Lava, Kuhsa, Garuda, Veerabhadra, Bhairava, Harihara, Brahma, Vibhishana etc. The annual *Jatra* is held for one week from Magha Poornima when the car festival and a cattle fair are held. Another interesting festival is held during Kartika locally called *Panjina utsava* (torch light marathon) wherein 400 to 500 young men will participate in the marathon run around the hill practically passing through every village around it within 24 hours. The running commences in the early hours of the *Karthika Amavasya* and closes next day morning at the same venue. People of all communities assemble in thousands with great enthusiasm to pay their respects to the God Mallikarjuna and witness this spectacle.

Chunchankatte (Mysore dt: K.R.Nagar tq.) situtated on the right bank of the Cauvery is a fine picnic spot. The place name is attributed to a dam of bricks, constructed across the river by one Chuncha described as a chieftain who lived here centuries ago. But actually the dam was built by Mysore ruler Chikkadevaraja Wodeyar. After crossing the dam, the river flows through a rugged rocky valley and causes natural falls at two stages with a thunderous sound. Then the river branches out and the thin branch is called Seeteya Bachchalu (Seeta's bathing place). On the bank of the Cauvery is the large Kodanda Rama temple built in Vijayanagara style. The *garbhagriha* has a renovated *shikhara* with a *shukanasa*. There is a small *ardhamantapa* in front of the *garbhagriha*. The pillars of the *navaranga* have Vijayanagra features and some of them have fine relief sculptures of Rama, Lakshmana, Anjaneya, Sugreeva and others. Inside the *garbhagriha* are images of Kodanda Rama, Lakshmana and Seeta carved in Mysore style. In the inner *prakara* are several Mantapas and Kalyanamantapa built with Hoysala style pillars and little away from here is a recently built choultry for the pilgrims. To the left of the main structure (outside) on the bank of the river is the Anjaneya temple. The village proper has one more Anjaneya temple. The annual *Jatra* is held from Makara Sankranthi for a span of 15 days, and is one of the biggest in the district, as a big cattle fair is also held during the same time. The place has a private sugar factory.

Ganeshgudi (Uttara Kannada dt: Joida tq: P-4, 922)is a new township situated at a distance of 28 Km from Joida formed recently on the right bank of the Kali river. It is a bowl like valley set in very attractive surroundings. The place is the site of the massive Supa Dam built accross the Kali. There is a well furnished Karnataka Power Corporation Guest House situated atop a small hillock over looking the township in quiet lush green surroundings. Viewing the sunrise form this fog covered peak and the colony with the Kali in the background is an added attraction. The place has a modern Ganesha temple, a mosque and a church.

Gersoppa(Uttara Kannada dt: Honavar tq:) is situated in an isloated place under the Nagara (24 km from Honavar) revenue village. The place is also approachable through the Sharavati river route by sailing through a regular launch from Honavar which will be an enchanting journey. The place is mentioned

as Nagire, Gerasappa, Gerusoppe, Kshemapura and Bhallatakipura in inscriptions and literature, and the old town is now called Nagarabastikeri It is on the bank of the Sharavati. On the one bank is the present village and on the other is the old town called Bastikeri with its historical remains. The place name might have originated from *geru (semicarpus anacardium Linn)* in Kannada (*soppu* being leaf) which fruit is called Bhallataki in Samskrita. This was the capital town of the Saluva kings of Gersoppa from the early 14th century AD and continued to be so till 1606. The Italian traveller Pietro Della Valle visited Gersoppa in 1623 and described it as once a famous city, the seat of a queen and that the Sharavati was a beautiful river he had ever seen. In 1845 AD captian Newbold calls it pleasant river he had ever come accross and notices among many remains of the ancient town, mounds, enclosures, wells and five or six Jaina temples. One has to cross the river from a lower level to higher level by means of a ferry.

Of the many monuments here the Chaturmukha Basti is the Chief one built in Vijayanagara style with a *Sarvatobhadra* plan. It has four entrances from four directions and all these lead to the *garbhagriha*. This stone structure is built in grey granite. Each hall in front of the *garbhagriha* has four thick pillars with square bases. There are animal motifs like rows of *makaras* and swans at the bottom of the wall at the exterior. The *Dwarapalas* carved in relief on each side of the four doors of the hall wear tall crowns and each holds a club entwined by a cobra. Beside them on walls are empty niches crowned with fine miniature temple *shikhara* models. The temple structure is built over a *Jagati* measuring almost a metre in height. There are four images in the *garbhagriha* of the Tirthankaras seated in *padmasana* posture facing four directions. One of these has been of late damaged. The engravings in this *basti* of the Dwarapalas and other mural designs are well executed with refinement. Within the precincts of this temple there are five other ruined temples, built out of laterite in which are a few images and inscriptions. The Vardhamana *basti* has a fine black stone image of Mahavira in sitting posture. There are three inscriptions near this *basti*. The first one is of 1378 AD, seems to record a grant by Honnappasetti who belongs to Chandrapur (Chandavara) under Gersoppa chiefs. The second inscription on a *nishidhi* stone at the same place is dated 1392 AD and records the death of Ramakka, wife of one Yojanasetti and she is stated to have built the *chaityalaya* of Anantatirtha at Gersoppa. The third inscription at the same place also on a *nishidhi* stone in 14th century characters records the death of Shantaladevi, daughter of Bommarasa and queen of Haiveyarasa. Nearby is the *basti* of Neminatha. Besides this are remains of an ancient temple perhaps of Venkataramana with a *garbhagriha* which is in a bad shape. The main deity is missing. The Parshwanatha *basti* has a rich collection of innumerable stone images like Veerabhadra, Kapalika, Revanta, Ganapati, Tirthankara images etc,. There is a Mahasati stone and the remains of a dilapidated temple with many broken images strewn all over the area. There is also a Jwalamalini shrine.

On the opposite bank of the Sharavati there is a modern Hanuman temple renovated in 1982. This deity is said to have been found in a heap of salt brought from Goa several centuries ago. The Vayunathaseva is celebrated every December for three days when thousands of people gather. The brass *prabhavali* has an inscription which states that one Narayana Nayaka, a Commander of Krishnadevaraya of Gersoppa gave this gift to God Hanuman. There is also a *dargah* ascribed to Peer Shariffsaab and the *urus* is annually held. There is also a recently renovated church of the Roman Catholics. Gersoppa was the capital of Saluva feudatory family with whom the Tuluvas of Vijayanagara are likely to be connected. The town had rich overseas trade connection from Honavar and the Portuguese called its last queen, Channabhairadevi (16th Century) as Queen of Pepper.

Gommatagiri (Mysore dt: Hunsur tq:) is a place under Betdur revenue village, located on a diversion road from Bilikere (12 km from Elwala) and is a celebrated Jaina Centre. The statue of Gommateshwara here is installed atop 50 metre tall hillock and is an impressive early Vijayanagara creation in hard granite. The statue is about five metres tall and has serene facial expression and curly hairs. Hence the hillock is popularly called Gommatagiri. On either sides of the image, serpents raising their head from the anthills have been engraved, which viewed from a distance look like trying to touch the fingers of the Gommata image. The small hillock provides only a *garbhagriha* (open) with an in-built *pradakshinapatha*. Viewing from this hilltop one can see far of places like the Sagarakatte dam etc. Below the hillock is a choultry, a Tirthankara Jalamandira, and 24 Tirthankara *(padukas)* Mantapas have been built on the slopes of the hillock. The annual *abhishekha* (head anointation) to Gommateshwara takes place during the month of September.

Gopalaswamy Betta (Mysore dt: Gundlupet tq:) also described by tradition as 'Kamaladri' situated over the summit of one of the chains of peaks in the Western Ghats is a beautiful hill resort in the Mysore district. The approach to the hill is by a motorable ghat road from the Hangala village at the foot of it. On the summit of the tall flat hill (about 4,769 feet MSL) is the Gopalaswamy temple. The priest of the temple stays at Kannegala a hamlet near Hangala. The temple has been totally renovated by the Mysore Wodeyars though the main deity has Hoysala features. The *garbhagriha* has early Hoysala features and the doorway has decorative carvings. The main deity also called Himavat Gopalaswamy, is described as installed by sage Gautama. It is a beautiful image, about one-and-half metres tall with an ornate *prabhavali* with the tree motif. Gopalakrishna playing on a flute held in two hands is surrounded by Gopalakas, Kamadhenu, Rukmini and Satyabhama. In a cell adjacent to the *garbhagriha* are placed images of Alwars. The *mukhamantapa* of the temple is renovated with brick and mortar. Nearby the temple towards north is a forest bungalow.

From this bungalow one can witness the panoramic surroundings for a considerable distance including Wynad in Kerala State. The hill is mostly shrouded in thick fog and hence the name "Himavath Gopalaswamy Betta". The place is frequented by wild elephants which sometimes enter the temple premises too. There are no permanent residents near the temple. The hill had a fortification all around and was called Bettadakote, but only meagre traces of it now remain. It is ascribed to one Somana Dandanayaka the Palegar of the place. The Bettadakote Palegars were related to the Mysore Royal family and Katti Gopalaraje Urs was the father-in-law of Krishnaraja Wodeyar II. Atop another tall hillock, to the west of the temple are holy ponds like Gopalatirtha, Shankhatirtha, Chakratirtha, Gadatirtha etc. In a lower valley are found Hamsatirtha, Tottilutirtha, Panakadakola, Surangatirtha and Padmatirtha. Nearby Hamsatirtha is a small cave called Sadhugavi and Gadatirtha has the Revanasiddheshwara Linga on its back.

An inscription near this tank says that a crow was converted into a swan *(hamsa)* by taking bath in the pond. The annual *Jatra* of Gopalaswamy is held for five days in the month of Phalguna, when thousands of people participate.

Himavatgopalaswamy Betta: See Gopalaswamy Betta

Idgunji (Uttara Kannada dt: Honavar tq:) a popular pilgrimage centre is situated at a distance of 10 km from Honavar. The place has been referred as 'Idakunja' and 'Kunjavana' and also called 'Idakunjige' in an inscription dated 1348 AD found at the same place. In another record from the same place it has been referred to as Yidugundi. Idgunji appears to be an old *agrahara* of the Early Kadamba times. There are partial remains of a fort. The place is noted for an ancient Ganapati temple, which is recently renovated. Inside the *garabhagriha,* the image Ganapati having two hands *(dwibahu)* is in a standing posture resembling the Gokarna Ganapati. According to local mythology, this image was installed by Narada in the Tretayuga. Various dynasties right from the Kadambas of Banavasi down to Vijayanagar have extended their patronage by making liberal grants to this temple. An inscription found near a private residence dated 1348 A.D. records a land grant by Mahapradhana Maleya Dannayaka of Vijayanagar to the Sarvatithya family of Idgunji. Another record found in front of the temple (date 1410) speaks of a grant made by Ichhappa Odeya, governor under Devarya I of Vijayanagara. A copper plate claimed to be with the family of Sabhahits is said to speak about the grants made by Keladi Somashekhara. There is a fine tank near the temple. According to Dr. A.Sundara, "though the statue of Ganapti at Gokarn is the earliest, Idagunji Ganapati is also equally old as they have similar features". The annual car festival is held during the Magha on Rathasaptami day when thousands of people congregate. The *Jatra* is held for eight days when two decorated cars are drawn. Special Utsavas are also held during Sankranti and Ganesha Chauti, and the Kartika Teppotsava is an added attraction here. The temple is managed by the local Sabhahit family from the earliest times.

Irpu Falls (Kodagu dt: Virajpet tq:) is a pilgrimage centre surrounded by hills, located at a distance of 45 km from Virajpet and come under the jurisdiction of Kurchi Village. This place can be reached either through Kurchi Village by deviating to left or from Kutta-Srimangala road and proceeding further (5 km) on a mud road. This is a fine valley surrounded by green hills. Here is the Rameshwara temple and a water falls of the Lakshmanatirtha river which rises in the Brahmagiri hills. Local legends state that lord Sri Rama installed Rameshwara Linga on the banks of Lakshmanatirtha. The wide enclosure of the temple is completely a different structure. The temple is built in Kerala style and has a circular *garbhagriha* with an *ardhamantapa* and an open *mukhamantapa*. It has a rather low *shikhara*. In the outer enclosure, there are a number of small shrines assigned to Gandharva and Bhairava, Kuruchi Mahadava, Ganapati and Parvati. The temple of Gandharva and Bhairava are located in front of the main temple and to its left are the temples of Ganapathi and Parvathi. During the annual fair on the Shivarathri day thousands congregate. An inscription in the enclosure belonging to the cyclic year Sharavari (1840-41 AD) refers to some renovations to the 'Irupu Rameshwara temple of Lakshmana-teertha by the concerted effort of the farmers of Kiggattu and Hattu Nadus". To the south of this temple in a strategic place was a palace in the Kurchi village, which was built by Kodagu ruler Doddaveerarajendra when he had escaped from this prison (held by Tipu Sultan) at Periyapattana. This palace was later burnt down by his enemies from Kerala. In an inscription dated 1174 AD at Kampalapura in the Periyapattana tq., Kurchi (Kuruche) is referred to as the capital of Udayaditya, who was a feudatory of the Changalvas (E.C.Vol. IV, No.118). Now, there is big old house belonging to the Ajjamada family on the site where the old palace is believed to have existed with stone railings at the steps leading to the verandah. To the north-west of the temple is the Irpu Wate Falls which can be reached through a rather steep path of about one km from the temple. The stretching Brahmagiri mountain chain from Vynad forming a backdrop and facing the falls on a hillock is a rest-house which commands a striking view of the Irpu Water Falls. The Lakshmanateertha river flowing down amidst high hills, jumps in two stages of about 170 ft with a resounding roar into a deep rocky valley. Only during the summer months, it is possible to approach the valley. Surrounded by thick evergreen forests, the water falls presents a beautiful contrast between the jungle greenery and the roaring foamy waters. October-December is the proper season to see the falls in full bloom. The river then flows north-west and joins another rivulet called Ramateertha and changes its course to the north-east to join Cauvery in the Mysore district.

Jaladurga (Raichur dt:) is one of the celebrated forts constructed in an island of the Krishna. This beautiful spot is situated on the borders of Sindhanur and Shorapur taluks at a distance of 23 km from Lingasugur and can be reached by bus from Lingasguur. The river Krishna branches out to form an island here in which there is a wonderful fort (Jaladurga) of the Chalukyan times over the summit of a hill, which is about 300 feet in height. The fort has been later

renovated by the Bahmanis. On the way to hill are two tombs. Atop the hill is the *gadduge* of Sangamanatha having an open Mantapa having a stage like structure. Inside are two cells arched doorways - and above this structure are small minars. Behind this building there is an inscription in Arabic and Nagari script mentioning just (Sun.1111) and Gazi Alamgir's name. Over the summit of the hill is the site of the old village having a Prabhudevara Matha. From here right on the sloapy path is the Krishna river. There is a small shrine of Yallamma, in which bangles offered to the Goddess are suspended from the roof. Near the Prabhudevara Matha is a Rama temple. The image of Hanumantha of this temple has been shifted to the precints of the village proper. Four km from here is the Chayabhagavati temple on the banks of the river. Within the close proximity to this place are the wonderful water rapids of the Kirshna. The river here rolling down forming many rapids from a height 15 to 20 feet. This water fall is a locally called Dhanushkoti Jalapatha. The Krishna enters a natural tunnel here and branching out in several flows emerges from it jumping into these rapids. Meadows Taylor gives the following description of the place. "Here the great river Krishna leaves the table land of the Deccan and falls by a descent of 400 ft in about three miles, into the lower level of Shorapur. The fall itself is not perpendicular, but becomes a roaring cataract.... mile broad when the river is in flood. The scene then is indescribably grand, an enormous broken volume of water rushing down an incline of granite with a roar that can be easily heard at a distance of thirty miles, and a cloud of spray dashing up high into the air, while the irregularity of the incline, its huge rocks and the deep holes which the water have excavated, increase the wonderful effect of the cataract, and brilliant rainbows flash through the spray, changing with every breath of wind. Finally the water falls into a deep pool which becomes whirling mass covered with billows that, rushing in every direction clash and break against each other sending up great piles of foam". He has spoken of the fort in his novel *The Noble Queen* but now after the Koyna (Maharashtra State) and Narayanpur dams the rapids make scanty appearance in summer. Narayanpur is three km from the Chayabhagavati temple described as one of the consorts of the God Surya. This temple is built in front of a natural cave. It is in imitation of the Indo-Sarasenic style. The *lalata* of the main doorway has a relief sculpture of Ganapati. Inside the *garbhagriha* are two foot prints which are revered as Chayabhagavathi. Nearby this modern shrine are tow ponds locally called Papada Kola and Punyada Kola. In the month of Vaishakha on the 3rd bright day Chayabhagavathi *jatra* takes place, which is very popular.

Joida (Uttara Kannada dt: hq. of Supa Taluk: P-1408) the taluk head-quarters of the Supa taluk since June 1981 is situated at a distance of 70 km from Karwar (on the Karwar-Belgaum road). The place has temples of Siddeshwara, Jalmi and Naganatha (all modern). Joida was selected to become the taluk headquarters when Supa (original taluk hq) submerged under the waters of the Kali Dam.

Kokatnur (Belgaum dt: Athani tq. P-10,783) an ancient place located at a distance of eight km from Athani and geographically forms a bowl shape of land. There is a motorable road from Athani to the place. The place name is found mentioned as 'Korggatanur' an *agrahara* in inscriptions located within the precincts of *trikuta* temple at the same place. The place has temples like the Papanasi, Siddharameshwara, Kadasiddheswara, Amritalingeshwara, Veerabhadra, Mallikarjuna, Appayyaswami, Durgavva, Beerappa etc. The Papanasi temple (also locally called 'Kalmeshwara') is built on the bank of the Papanasi *nala* and appears to be an old stone structure. This temple is a *trikutachala* built in Later Chalukyan style having three *garbhagrihas,* one central *navaranga* and a *mukhamantapa.* All the three *garbhagrihas* are enshrining a Shivalinga each. There is a Vishnu image over the *lalata* of the *garbhagriha* to the right of the entrance, whereas the Central and the left *garbhagriha lalatas* have the Gajalakshmi motifs. Perhaps this is the Traipurusha temple mentioned in a record found in the village dated 1050-51 AD and one Mahamandaleshwara Jogapparasa is stated to have built this temple together with one Koochasetty and village Jannawada was donated to it. There is a central *navaranga* having four well carved out Later Chalukyan pillars and its ceiling has a profusely carved deep Bhuvaneshwari. There are pierced windows on either sides of the entrance to the *garbhagriha.* The *mukhamantapa* has well decorated pillars with its base having fine high relief sculputers of Brahma, Tandaveshwara, Mahishasuramardini etc. The outer walls of the *mukhamantapa* have delicate floral decorations. The outer walls of the star-shaped *garbhagriha* have fine rows of images. There are three inscriptions in the temple, one dated 1235 AD of Yadava Singhana, standing inside the Kalmeshwara. It records a gift of land and garden by Paravara Ballaha Mallamayya, the Mahaprabhu of Mahagrahara Korggatnur incuded in Kanambada-300, which was a sub-division of Karahada-4000 province for the benefit of the temple of Bhavashuddhadeva of the place under Paravara Ballaha Bhavarasa. The second grant to the same temple appears against the name of Deshiya Dannayaka Nagarasa, the then administrator of Kanambada-300. There is one more damaged inscription in the same temple announcing certain grants made for the benefit of the Papanasi temple of the Korggatanur *agrahara.* Another record from the same place is of Yadava Ramachandra dated 1306 AD. It registers a series of land grants made for the benefit of the Kallinathadeva temple of Bellalige in Karahada-4000 province by several Gavundas and Manyakaras. The Siddarameshwara temple is also of the Chalukyan style but partially renovated. The Amrithalingeshwara temple is a small shrine. The place has a recently built Mahaveera *basti.* The place has three mosques and a *dargah* (name of the Peer not known).

Malleshvara (Chikmagalur dt: Mudigere tq: P-7, 855) or popularly known as Kudremukh lies in the Kudremukh Aroli Gangamula range of the Western Ghats and is 25 km South-West of Kalasa, 88 km from Mudigere and 120 km from Chikmagalur town from where there are buses to reach the place. Presently the

place is also called Kudremukh Township and has a floating population of about 20,000 (1961). The distance from here to Mangalore as the crow flies is 64 km. Malleshwara, which was once a hamlet of Samse Village, with about 60 families and a population of about 300 to 400, has now become the new township of the Kudremukh Mines area. The actual work of the project was commenced in 1976. Now it has been provided with various modern facilities and has been widely connected by communications. Recently, a new highway has been constructed to link Malleshvara with Mangalore port, reducing the distance from 170 km to 110 km. The township continues to be under the civic jurisdiction of Samse Panchayat. But the facilities pertaining to medical relief, sanitation, roads etc. are provided at the cost of the Company. A new Radhakrishna temple, a non-denominational Church and a mosque have been constructed in this mining town.

Kudremukh near Malleshvara is a lofty peak in the Western Ghats signifyng a horse-face shaped mountain. It is called so because of its appearance form the sea, being a well-known landmark for the navigators. Nature has endowed Kudremukh with beauty in the form of dense forests in the valleys of Aroli-Gangamula range, water resources of the Bhadra and her tributaries and rich forest surroundings. The iron ore deposits here are mined and exported. The summit is 6,215 feet (1,894 metres) above the sea level. It is situated in the South-West borders of the adjoining Dakshina Kannada district, at the point where the line of Ghats bends more inland. The approach from the confines of the Chikmagalur district is through Samse village. The Kudremukh mountain is sometimes called 'Samse Parvata' Ascending the mountain is easy from the side of the Dakshina Kannada district. There will be heavy mist and fog during winter season. Nearby, a dam called Lakhya Dam has been constructed (to allow the slurry after cleaning the ore to be stored) across the Lakhya stream, a tributary of the Bhadra river. Now Samse village has been declared as the Kudremukh Notified Area Committee under the Karnataka Municipalities Act, 1964. The place is being developed as a fine summer resort and the Kudremukh Project has its guest houses for visitors.

Mulluru (Kodagu dt: Somvarapet tq:) is one of the most ancient Jaina sites in Kodagu which is in the Nidtha Hobli. There are inscriptions from as early as 10th century AD. When the Cholas won a war against the Gangas, the Kongalvas who were the feudatories of the Cholas appear to have made Mullur their capital as evidenced by the Hanasoge (Mysore dt) inscription of 1004 AD. The prominence of this place as an administrative unit rose around 1175 AD. When it is referred to as the headquarters of Mulluru-70 in the Nandigonda inscription[1] (Somvarpet tq). It is about 25 km from Somvarpet on the Shanivarasanthe-Banavara road and here to the right, a mud track leads to a mango orchard where there are basadis of Parshavanatha, Shantinatha and Chandranatha, built in a row. There is a record inscribed on the wall of the *navaranga* of the Parshavanatha *basadi* which informs that Pochabbe, the queen of king Kongalva II, constructed this *basadi* somewhere

1. *Epigraphia Carnatica, Vol. I, No:87*

in the middle of the 11th century AD.Another inscription found on the basement of the *basadi* gives further information. This record of Rajadhiraja Kongalva the son of Rajendra mentions the installation ceremoney performed by Gunasena Panditha for the *basadi* build by his disciple queen Pochabbarasi. Through undated palaeographically this record is also ascribed to the 11th century A.D. There is a squarish *garbhagriha* with an *ardhamantapa* and a *navaranga*. Inside the *garbhagriha* is a beautiful image of Parshwanatha in the Hoysala style, seated in meditation on a one-metre high *panipeetha*. Behind the image is an intricately carved *prabhavali*. The roof of the *grbhagriha* has recently renovated brick and mortar *shikhara*. The four pillars of the *navaranga* has a square base with a circular shaft holding a cushioned capital in the Ganga-Chola style.

A flight of steps lead to the *navaranga*. But, the temple has no *mukhamantapa*. The inscription seen in the *navaranga* which is mostly erased refers to the installation of some images in this Parshwanatha *basadi* by Rukmini Mahadevi who was another queen of Rajendra Kongalva. There is a *nishidhi* inscription lying beside the *basadi* which states that Gunasena Pandita, the disciple of Pushapadanta undertook *sallekhanavrata* and ended his life by about 1064 AD.

The Shantinatha Basadi to the left of the Parshwanatha was perhaps built originally in the Ganga-Chola style and renovated by the later rulers of this region. The *upana* of the *garbhagriha* is in the Ganga style with a renovated *ardhamantapa* and a *navaranga*. The seated image of Shantinatha having Chola-Ganga features is installed over a tall *panipeetha* inside the *garbhagriha*. The inscription on the pedestal of the image mentions the renovation of this ruined *basadi* and the installation of the Shantinatha Teerthankara by the Jaina Guru Sreepala Traividyadevana Mallisenadevaru around 12th Century AD. The original structure in all probability dates back to the 10th Century AD. The fallen *shikhara* has been recently renovated. The main deity has a decorated *prabhavali*. The pedestal has figures of Yakshas and Yakshis in relief. Inside the *ardhamantapa* is another damaged Thirthankara image. The central pillars of the *navaranga* reveal Vijayanagara workmanship indicating a later renovation between 15th and 16th Centuries AD. The *navaranga* has two more Thirthankara images one of which exhibits Hoysala features. Within the precincts of this *Basadi* is another 11th century record announcing the construction of a well (Nagabavi) built with the help of the grants donated by all the Nakaras (traders) of the town. It also mentions one Gunasena Pandita.

To the left of this *basadi* is the Chandranatha Basadi, built around 1058 A.D. in the Chola-Ganga style. It has a *garbhagriha, ardhamantapa* and a *navaranga*. The stone imag of Chandranatha is carved in the meditative position on a tall *panipeetha* in the *garbhagriha*. On either sides of the entrance are two *dwarapalakas*, each measuring one metre in height. The pillers of the *navaranga* are in Chola Ganga style. There are flight of steps in front of the *jagati*. There is a recently renovated *shikhara* built out of brick and mortar.

The exterior of the temple structure had dancing Yakhsa, seated Yakshi, a seated monkey and other such figures. A broken inscription slab found outside the Chandranatha *Basadi* consists of two stages with the upper one having a seated Jaina saint, with a male and female devotees. In the lower stage is a short inscription of just two sentences mentioning *Saka* 980 Vilamba Samvatsara corresponding to 1058 AD. Another inscription here belongs to the Vijayanagar times. It is dated 1390 AD and refers to the renovation of the *basadi* of Mullur by one Gundappa who was the General of Harihara II of Vijanagara. This record also reaffirms the grants made earlier by Pochabbarasi which had lapsed. It further says that Gundappadandanayaka gave a grant of the Karagodu village after changing its name to Annangapura as a donation to the Parshwanatha *basadi*. One Gonka Reddy Nayaka, who was a victor of many battles was named an officer of Vijayanagar kings governing the adminstrative unit of Mulluru - 70. Recent conservation of the monuments here by the Archaeological Survey is attracting lot of tourists to this Jaina Centre in the district.

Murdeshwara (Uttara Kannada dt: Bhatkal tq:) A holy place, described as associated with Gokarna (one of the Panchakshetras in Uttara Kannda) is an attractive coastal place situated at a distance of 16 km from Bhatkal. The place has a huge beautiful temple built over a small hillock right on the sea shore formerly separated from the main land, now connected by a small foot bridge across an estuary. Mythologically it is said that the Murdeshwara linga is believed to have emerged when Ravana threw the cloth covering the *atmalinga* at Gokarna at the time of extreating it. This cloth is said to have fallen on this hillock called Kanduka Parvata shaping itself as a linga called 'Murudeshwara'. The former laterite building of the temple with tile roofing has been completely renovated by utilising the services of Tamil Sthapathis, and the new granite-cum-RCC buildings, built in the Dravidian style with a lofty *gopura* and *shikharas* make the structure the biggest temple complex in the district. There were two inscriptions in the old temple, one mentioning the construction of the Nandimantapa in 1542 during the days of Krishnadevarasa of Gersoppa and another record engraved on a pillar is of the Devaraya II of Vijayanagar. As one climbs the hillock towards the temple, there is a shrine of Jattiga called Bagila Jatka, and the deity is seated on a horse. There are shrines within th precincts of the temple. There is a huge fort behind the temple surrounded by sea on three sides, perhaps built by Keladi rulers and must have been renovated by Tipu according to local tradition. This beautiful place has a fine beach specially enjoyable during the evenings. The town also has temples of Venkataramana, Shantha Durga, (of the goldsmiths) and also a recently founded Raghavendra Swamy Matha. There is an old Jaina basti with a tiled roof. The place has a church of the Roman Catholics built around 1957. There are two mosque in the place. The *jatra* (car festival) at the Murdeshwar temple is held in January coinciding with Makara Sankranti. The Piegeon island or Netrani Gudda a fine picinic spot is off the Murudeshwar Coast.

Mutyalamaduvu (Bangalore dt: Anekal tq:) is a popular picnic spot situated at a distance of three km form Anekal and is approachable through a deviation track from Anekal-Gummalapur road. From this spot one has to descend through an irregular path and reach a deep rocky valley on the opposite bank. Here one can witness a stream dropping down into the rocky valley from a height of 34 mts. forming a series of 'pearl necklaces' and this has earned the name *muttinantha maduvu or* Muthyalamaduvu (Pearl Valley). This stream has been locally identified as Soulu Halla which flows into the valley passing through Vanakanahalli and Kalanayakanahalli. After jumping into the valley, the stream flows South-Eastwards into Tamilnadu and one again re-enters Karnataka near Sangama (Kollegal Tq.) and joins the Arkavati river. There is one more water fall at a distance from here, which is not easily approachable. The course of this river, flowing in between the series of hillocks of the eastern Ghats offer enchanting scenes to the tourists. There is a restaurant run by the KSTDC. To reach this beautiful picnic spot, there are some limited bus services available from the Bangalore Bus Station. September-October is the ideal season to visit this enchanting picnic spot.

Narasamangala (Mysore dt: Chamarajanagar tq: P-1, 445) is situated in an isolated place (24 km from Chamarajanagar) to be approached *via* Amachavadi in a deviation road not easily motorable. The place was an ancient *agrahara* referred to repeatedly in several records from here as 'Narasimha Mangala'. The place has a beautiful living monument of the Ganaga times, locally called the Rameshvara temple. An inscription engraved on two slabs to the south of the temple mentions Vira ballala III, and refers to certain grants released to God Ramanathadeva of Narasihmamangala by several officials Bila Chokkayya, Bogayya Dannyaka and others. The structure has a spacious *garbhagriha,* a narrow *ardhamantapa* and a *navaranga.* The temple may be assigned to 9th century A.D. and is comparable only with masterpieces of Shravanabelagola (Hassan dt) and Talkad. The *garbhagriha* is quite spacious and has a massive Linga (about 22 inches in diameter) with a flat top and pronounced edge and is placed on a *peetha,* about one metre square. The *shikhara* over the *garbhagriha* is in *vesara* style. The *shikhara* is composed of two series of turrets, each having two storeys. The corner turrets are square and some have slanted tops. There are fine creations in stucco such as Shiva standing on the Nandi's head, Tandaveshwara with seated Uma, Gajasuramardana, Dakshinamurti, Vishnu on Garuda, Vamanavatara, Ugra Narasihma, dancing Brahma, seated Bhairavi etc., doned in neat drapery with symmetrical anatomical details. The stucco sculptures here exhibit nothing in excess but everything in proportion. The ceiling of the *ardhamantapa* has beautiful large relief sculptures of Yaksha playing with cobra and one more Yaksha in Yogasana, musical troupes and a variety of figures, expressing social themes. The *navaranga* has thick circular pillars with square bases, crowned by an abacus having an inverted lotus and their brackets have fine relief sculptures. One of the striking images here is that of a king seated comfortably and his queen standing beside him. The *navaranga* granite beams too have images representing dancing, moving, fighting or wrestling Yakshas in a variety of poses with heads sometimes shaped like monkeys, elephants etc. The central ceiling of the *navaranga* which is flat and divided into nine panels is of beautiful workmanship. In the centre is the Tandava Shiva standing on Andhakasura with an attendant beating on a triple vase shaped *ghara.* Around Shiva are the Ashta-dikpalakas each accompanied by consorts and followed by attendants. On a highly damaged pedestal seen near the north wall of the *navaranga* is a large two headed image of Parashurama of fine workmanship. To the South-West of the temple is a small Saptamatrika shrine. Inside are placed considerably large images of all Saptamatrikas, Dwibahu Kartikeya, Daksha, Veenadhara Shiva, Surya (Chola features) and Parshwanatha (Hoysala features). The interior and the surrounding areas of the monument are very neatly preserved by the Archaeological Survey. Several other antiquities are also preserved here.

Navilutirtha (Belgaum dt: Parasagad tq:) is a beautiful low valley (10 km from Saundatti) situated in between the two hills. Formerly, it was full of peacocks, frequently flocking round the pond (Malaprabha basin) and thus the place was named Navilu-tirtha. The folk story of the place is that a peacock with golden wings hard pressed and too weary to fly over the chain of hills which rises to the north of the gorge, perched on a large rock and cried pitiously. The river heard its cry, made its way by cutting the hill, but the peacock escaped. Presently, the place has a dam built across the Malaprabha named after Indira Gandhi, creating the Renuka Sagara Reservoir. The dam was completed in 1975. A beautiful statue of Malaprabha with a pot in her hand is installed here, carved by Basavanna Shilpi of Mysore. Located amidst panoramic hilly settings, this is a calm and quiet picnic spot. It has a well furnished I.B. for tourists maintained by the Department of Irrigation.

Padi (Kodagu dt: Madikeri tq:) also called Iggutappa Betta is held as one of the most sacred places for the Kodavas. It is accessible through a motorable road just 2.5 km from Kakkabbe. It is the sacred abode of Lord Iggutappa or Subrahmanya revered by the Kodavas. The temple of Lord Iggutappa is built atop a hillock surrounded by distant peaks covered by captivating ever green dense forests. A steep flight of steps leads to the outer *prakara* which is paved. The temple structure is squarish with the entrance through the wooden roofed *balipeetha.* The ceiling made of wood has the cardinal deities (Dikpalakas) symbolising the direction on the eight sides just above *balipeethas.* There are deities representing *Shivapurana* and other geometrical patterns, engraved in relief. These are painted in gay colours. The temple is a square structure with cloisters running around the four sides leaving an open quadrangle in the middle. In the centre is a small square *garbhagriha* built in laterite. It has a circular *shikhara* capped by a golden finial. In front of the *garbhagriha* standing apart is a small square Nandimantapa. The exterior of its sloped roof is tiled and inside, copper

sheets cover the ceiling. The main deity, Lord Iggutappa is installed on an ancient *panipeetha*. An intricately carved silver *prabhavali* adores the main deity which has a five-hooded Naga as canopy. The silver shield over the *panipeetha* is engraved with swans amidst flower creepers. To the left of the deity is a processional image in silver-white. To its right is a figure of a small silver elephant which is decorated by a silver back cover. On this back cover is an inscription of the Kodagu Raja Lingarajendra dated 1810 AD. According to it, the silver elephant was donated by the Kodagu Raja as a votive offering for his having hunted 34 elephants and capturing eight tigers and lion cubs in the Balyattare forest near the Nalaknad palace. The person who renovated this temple was one Bopu of the Apparanda family who effected the necessary repairs in the years 1834-35 and also lifted a golden finial on the circular *shikhara*. In the front entrance are two wooden pillars. There are attractive carvings representing floral and vegetal designs in the wooden canopy covering the main structure. Even though there is no *navaranga* or *mukhamantapa* there is a wooden Nandimantapa facing the *garbhagriha* as already observed. There is a *sandhara Pradakshinapatha* to the *garbhagriha* surrounded by an inner *prakara*. To the right of the outer enclosure is a big flowering Champak tree blooming with fragrant flowers, beneath which are some iron tridents. Behind, there rises a view of the highest peak of the district, the Tadiandamol clothed in lush greenary resounding with the songs of the wild birds. The annual fair and the special worship to Lord Iggutappa is celebrated during March after the Holi festival in conjunction of the Hubba *nakshatra*. The devotees, particularly the Kodavas congregate at this holy place to offer their worship. The worshipping of Iggutappa is not only found at this place (of Nalkunadu) but also at Perur Padi and Nelje Padi of Madikeri taluk.

Panchamukhi (Raichur dt: Raichur tq:) is a celebrated pilgrimage centre for the Maadhwas under the Ganadalu revenue village situated on the Raichur-Mantralayam road. It is about 35 km from Raichur town, and also approachable from Mantralayam (Andhra Pradesh) by crossing the Tungabhadra across a bridge. Geographically this place is surrounded by rocky boulders giving it an eerie appearance. The celebrated Maadhwa saint Raghavendratirtha of Mantralayam is said to have performed penance for over 12 years at this place. It is locally said that the Lord Anjaneya gave protection to the saint during his penance. There is a relief sculpture of Anjaneya in the *lalata* of the *garbhagriha* entrance. The five heads of the main deity represent Garuda, Hayavadana, Narasihma, Varaha with Anjaneya at the centre. Hence the deity is revered as Panchamukhi Pranadevaru. Inside the temple are found the images of Venkataramana, Kollhapura Lakshmi and the processional image of Panchamukhi Anjaneya. At the place where Raghavendratirtha performed penance is installed a Brindavana. Facing the temple is a small shrine where a pair of leather sandals are preserved. Annual *jatra* is held at this place on the Sri Ramanavami day when thousands of devotees assemble.

Ramatritha (Belgaum dt: Athani tq: P-707), is located in a rocky valley and the place name is traditionally ascribed to a *tirtha* (stream in the precincts of a temple called Rameshwara) believed to have been first spotted by Lord Rama. The huge Rameshwara temple complex overlooking the stream is a beautiful Later Chalukyan monument. The main temple having three *garbhagrihas* one *ardhamantapa*, a common spacious *navaranga* and a *mukhamantapa* is having huge wooden doorway. The stellar main *garbhagriha* has a *Kadambanagara shikhara* renovated recently. The lathe turned pillars of the *navaranga* have fine intricate floral and other geometrical designs and the ceiling has a deep Bhuvaneshwari with Ashtadikpalas. There are two inscriptions kept outside the entrance to the *navaranga* one of them dated 1167 speaks of a grant of land from Sindevura to God Rameshwara in the days of Kalachuri Bijjala. At the main entrance of the *navaranga* are two huge *dwarapalaka* images. The *mukhamantapa* has a *kakshasana* with wider parapets and their outer portions have fine relief carvings of various mythological and other themes. The outer walls of the *navaranga* and *garbhagriha* have lines of elephants at the lower panels, miniature *shikara motifs* above them and many female sculptures, mostly depicting mythological and social themes like a lady playing *mridangam*, another combing her hair etc. All-round the *garbhagriha* within the outer *prakara* are small shrines of Naga and Rati-manmatha, Kartikeya, Narasimha and Maruti. The Narasihma temple has an inscription slab fixed on the front wall dated 1115 AD of Chalukya Vikramadithya VI. It describes the temple as Teerthada Rameshwara. The image of Narasihma in Chalukyan style has the Dashavatara *motifs* over the decorated *prabhavali*.

A Maruti image is fixed to the wall to its back. Inside the inner *prakara* over one of the pillars is a record dated 1560 which mentions the repairing of the Amareshwara temple by one Appaji. Behind the main temple is the Parvati shrine at a depressed level. It has a *garbhagriha* beneath a rock and a small *navaranga*. Beside the image of Parvati is a narrow natural cave opening which is inaccessible. Facing the main temple is a very tall *deepasthambha* added much later. Nearby is a fine image of Kalabhairava, also in Chalukyan style, installed in a small shrine. To the south of the *garbhagriha* is a huge stone tank which is called Ramatirtha. The place and its beautiful surroundings are in a pleasant environment and a small stream has to be crossed to reach this place, which is in a depression.

Sannati (Gulbaraga dt; Chitapur tq:) is one of the ancient Buddhist centres of South India. This site was discovered by S.Nagaraju of the Directorate of Archaeology and Museums in Karnataka. It is located on the left bank of the river Bhima. Sannati has three important early historic sites, two of them habitation sites. The third one is a *stupa* site, very rich in antiquities such as terracottas, coins and beads. There is also fortification constructed with typical Shatavahana bricks. It is probably the largest fortification of the early Historic period. This area of fortifiication is locally called Seturajana Katte, in all probability a cor-

ruption for the *'Satavahana Kote'*. There were two *stupas,* of which the one near the river bank was razed to the ground decades ago. Only its circular base now remains. The sculptured panels, The *ayaka* pillars and other architectual remains which embellished the large *stupa* were lying scattered all over the site. Some of these also have been used in the construction of a modern temple near the *stupa* remains. A relief representing the Buddhapada has been transported to the temple of the local Goddess Chandralamba and placed in its precincts under a neem tree. However, more than hundred sculptures have been taken away and preserved in the Government Museum at Gulbarga. The other *stupa* is almost intact. So for 52 inscriptions, many of which are fragmentary in character, have been found from this *stupa* site. One of the inscriptions probably refer to Vasisthiputra Sri Satakarani of the Satavahana dynasty. It also mentions Nagabudhi, a monk and a person named Yakshi. Another record carved in the space above the sculptured panel representing a female dignitary is seated on a high seat, attended by two females, one serving wine into a chalice held by the lady and the other holding a circular fan *(talavmtaka).* It mentions the donation of the sculptured slab by Rajamatya Ramasiri wife of the Rajamatya Ganganaka, probably a minister of the king. Another inscription is very interesting and mentions about the construction of the *prakara* by a *natika* (dancer) Govidasi, who belonged to the Budhasreni group. It also names another dancer Aryadasi, daughter of Guda. At Hasargundgi located on the right bank opposite Sannati two mounds of Buddhist similarity are noticed. Near one of the mounds some architectural remains like ornate pillars, cross-bars etc., belonging to a *stupa* railing were found. One of the interesting discovery here is thesculpturein the pendent of an Yaksha wearing a necklace. The pendent of the necklace has a beautiful seated Gajalakshmi being anointed by elephants. This is the earliest Gajalakshmi representation in the whole of South India.*

Satti (Belgaum dt: Athani tq: P-8, 271), situated on the left bank of the Krishna (16 km from Athani) is a place with rich antiquity. The place name is called Sattatti *agrahara* in a record of 1183 A.D from the same place. The place is also a prehistoric site and a painting of a sharp pointed spoon bill on a piece of a pottery found here has been identified as belonging to 2,000 to 1,000 B.C. The place has temples dedicated to Lakshmi Narasihma, Kalmeshwara, Mallikarjuna, Maruti and Veerabhadra. The Lakshmi-Narasihma temple is in a little depression with its roof forming the present ground level. It has three *garbhagrihas,* three *ardhamantapas,* a common central *navaranga* and a fallen *mukhamantapa.* This temple is locally called *trikutachala* the main doorway *lalata* has a high relief sculpture of a seated Lakshmi-Narasihma image and is mentioned so in a copper plate dated 1183 AD from Marugunda. The temple built in Later Chalukyan style is a beautiful monument now in a bad state of preservation. Inside the *ardhamantapa* is placed (leaning against the wall) a Chaturmukha Brahma image having Later Chalukyan features. This has been

* Source: I.K. Sharma, *Inscriptions from Sannati.*

removed from the original *panipeetha.* The *garbhagriha* to the right of the main *sanctum* has a Shivalinga and other *garbhagriha* to the left of it has a fine standing image of Vishnu (Janardana) in Later Chalukyan style (measuring about one-and-half metres in height), removed from the *panipeetha* and placed leaning against the wall. The *prabhavali* of the statue has beautiful carvings of relief miniature sculptures of Dashavatara including the Buddha and Kalki. The ceiling of this *garbhagriha* is partially fallen. The *navaranga* pillars are massive in size and are lathe turned. The main doorway to the *navaranga* is profusely carved and has pierced windows on either sides. A copper plate from Marugundi, Athani tq., speaks of a grant to this Narasihma temple dated 1183A.D. by one Soma Chamupati, Chalukyan commander in the presence of 200 Brahmanas of the Sattatti *agrahara.* Nearby this monument is a completely renovated Maruti temple. Outside this temple to the right is a platform described as the place where a hero Algagaunda died in a battle and his wife Siddalingamma committed *sati.* Nearby is a tall village gateway (*agase*) which has a Chalukyan inscription slab built into it, and it speaks of the *agrahara* at Sattatti. The Veerabhadra temple also in Later Chalukyan style nearby has a *garbhagriha* and an *ardhamantapa.* At the outskirts of the village is a recent Basavanna temple with a modern *mantapa* and a *Kalyanamantapa.* On the bank of the Krishna are two temples of Sri Rama (modern) and Koteshwara (Brahmeshwara). The temple of Sri Rama though a recent structure has a seated image of Trimukha Brahma in white marble and the image of Sri Rama with Seetha and Lakshmana in Later Chalukyan style. A little away from this is the Koteshwara or Brahmeshwara temple in a dilapidated condition. It is locally said that the Brahmadeva image described above originally belonged to this temple. Many antiquities are strewn all over the area. The place has a Jamia Masjid with a central dome and four minars and it appears to be of Adilshahi times. The minars have beautiful caligraphic writings engraved on them. The place has two *dargahs* on the bank of the Krishna ascribed to Peer Bahuddin and Nizamuddin and annual *uruses* are held regularly. Satti had been a notable centre for the Quit India Movement.

Savadi (Belgaum dt: Athani tq: P-4, 056), situated on the left bank of the Krishna is approachable (5 km from Satti). In a record from Ramateertha (Athani tq.) this place has been mentioned as an ancient town called Suvarnawada. The place is full of various antiquities perhaps of a later Chalukyan temple. The outstanding monument of the place is the Gopalakrishna temple located on the bank of the Krishna built in Later Chalukyan style. It is a *trikutachala* having a standing image of Gopalakrishna playing flute in the central *garbhagriha.* The other two *garbhagrihas* have Shivalingas. There are fine lattice windows at the entrance which are adorned with beautiful relief sculptures representing Vaishnav episodes. The entire ground plan of the temple is star shaped with a fallen *Kadambanagara shikhara.* Such a beautiful temple is in a bad state of preservation. The temples surrounding are covered with thorny shrubs. Across the river on the opposite bank is the Gombigudda (Jamkandi tq.) considered to be

a very important pre-historic site having cave paintings. At Savadi there is also a Jaina *basti* built in Later Chalukyan style. The pedestal of the Adinatha image has a Kannada inscription in Later Chalukyan characters and is unpublished. Other parts of the *basti* excepting the *garbhagriha* have totally vanished. In front of the *basti* towards east, is a newly built *basti* (facing north) having a recent marble image of Adinatha. Nearby this are a few lathe-turned pillars of the old *basti*. Across the river (formerly part of Savadi, but, later the river changed its course), is a small Later Chalukyan temple locally called Uttareshwara (Shiva) and a Lakshmi shrine having Later Chalukyan pillars and a Saptamatrika panel. In the town, near the new Hanuman temple is an inscription (unpublished), one herostone and some pieces of Later Chalukyan antiquities. The Sangameshwara, Durga, Vithoba and the Veerabhadra are the other temples of the place. The place has a Virakta Matha and a *dargaha* ascribed to a Peer, Imam Jaffar and the Urus held here coincides with the Dhavanada Hunnime. There is also a stone mosque of considerable antiquity.

Shaktinagar (Raichur dt: Raichur tq:) is a modern township developed by the Karnataka Power Corporation in order to locate the State's first Thermal Power Station. This is located near the village Devasugur (18 km from Raichur). The Raichur Thermal Power Project is strategically located in the vicinity of the National Highway and Railway lines on the right bank of the Krishna river near the village Edlapur (18 km away from Raichur city). The plant has an installed capacity of 210 MW each for the two units under stage-I. Both the units were commissioned in March 1986 and later the II stage was also started. The three units are now functioning with a capacity to generate 3450 million units of thermal power. The fourth unit is expected to be completed (with a capacity of 210 MW) in 1994. The Shaktinagar residential colony has been planned well in a vast area of over 500 acres. It has basic amenities like hospitals, banks, post office, recreation centre etc,. Recently an additional 498 quarters for the employees for future staff is planned. Devasugur is a place associated with a Sharana who was a contemporary of Basaveshwara called Chennaveera or Sugurayya.

Siddanakolla (Bijapur dt: Hungunda tq:), a captivating place situated at a distance of four km from Aihole and 5 km from Kelur. It is to be reached by a deviation road connecting Aihole and Badami. There are temples of Sangameshwara and Siddeshwara in a depression over the summit of a small hillock which has to be reached by foot. Siddeshwara temple is a small cave artificially created amidst a rock opening. The Sangameshwara nearby is having Early Chalukyan pillars. A *shikhara* above that is built in Later Chalukyan style and can be reached by a flight of steps. There is a damaged Bhairava image beside the steps and a flat Lajjagauri image on the ground below the rock beside the cave. Nearby is another stepped entrance described as 'Shivadwara'. Inside the Siddeshwara cave, there is also an image of Virabhadra. According to local belief lord Shiva entered the Siddhashrama (Siddanakolla) through this gateway

and hence it is called by that name. Beside the temple is a an enchanting waterfall forming a pond in front of the temple. Its water flows further into a very narrow valley forming another small water fall before entering the plains. Opposite the Siddeshwara cave, across the pond is a shrine of Saptamatrikas, and the stone figures inside are about one foot in height, which are painted. There is a *dwarapala* image with the head of a ram (Daksha?). Beside the steps helping to descend to the pond formed by the water fall are some Lingas in a cavern. There is a small inscription on a rock. The place could have been a centre of Nathapanthis. Before reaching the depressed complex, outside it, on the flat ground there is a Matha with the *samadhi* of a Virashaiva saint. It is a modern structure. This enchanting spot can be developed into a beautiful tourist centre, being very close to Aihole and Pattadakal.

Sogal (Belgaum dt: Parsgad Tq: P-437) situated at a distance of 16 km from Bailhongal is a place with considerable antiquity. The place name is ascribed to a sage Sugola Muni, who is believed to have lived here, but one inscription speaks of 'Sovala'. The place located on a fine quiet hill and has a number of big and small temples and is of great antiquarian interest, and the site once had thick forests. The temple dedicated to Someshwara has a *garbhagriha* an *ardhamantapa*, a *navaranga* and a *mukhamantapa*. The *garbhagriha* has a Shivalinga as well as a stone image. The temple stylistically is of the Rashtrakuta times. The *navaranga* is square shaped and has octoganal pillars. Some of them are also cylindrical. The square pillars of the *navaranga* have relief *motifs* of Narasihma, Varaha, Vishnu, Brahma, Bhairava, Surya, Tandavashiva, Chandra, Gajasura Samhara, Rati-Manmatha, Chouri bearers, Durga etc,. There is a renovated *Kadambanagara Shikhara* over the *garbhagriha*. The pendant of the *shukanasa* has images of Brahma, Shiva and Vishnu. Near the temple is a later Chaluykan inscription dated 1070 AD. The record was composed by a poet called Vimaladitya and refers to emperor Taila II and Ratta Kartaveerya I, perhaps then ruling from Sogala itself. It records a grant given to one Suvarnakshideva and the Kalamukha sage Tribhuvana Singi Pandita by Kanchiyabbe of the Kuruba caste. The record further says that tigers came to lend ears to his teachings at the place. Sogal was the headquarters of a division of 30 villages. Next to this stone record is a Kalyana Mantapa now renovated where the marriage of Shiva and Parvati is described to have taken place. There is a crude statue of Shiva and Parvati. Shiva with *basinga* and other traditional costumes. There are damaged images of Ashtadikpalas like Yama, Agni, Ishanya and Indra, lying near this building, all fine examples of artistic accomplishments of the period. To the right of the Someshwara temple is a Veerabhadra shrine, with a recent image inside, but a broken statue of the deity in Later Chalukyan style is also found. There is another temple locally called Boramma or Bhramaramba, where there is a seated image of Parvati engaged in penance is enshrined. The temple has four stone elephants at the four corners outside. Behind he Someshwara is a cave shrine with Siddeshwara Linga. Near this is a broken image of Shanmukha seated on a peacock. Further from the

Someshwara temple, atop a small hillock is a modern shrine with a Linga. Near this is a broken image of Indra of Later Chalukyan period. Kanva Rishi is believed to have stayed here and a water spring from below the Linga is described as the source of the waterfall at the place. Further in another modern shrine of Kalika, a Kalyana Chalukyan statue is enshrined over a separate *panipeetha* with a camel and elephant engraved on it. On the hill nearby to the east of the village is an old fortification called locally as Kadambarayana Kote, may be of a later Kadamba king. Now it has a fallen brick structure.

On the way to Someshwara temple in the midway is a small shrine called Girija temple (with five *garbhagrihas*) in a dilapidated condition. There is a small water fall near this place, of the height of about 18 metres, and there is another smaller fall, near the Kalyanamantapa atop the hill. These are caused by a smal flow from the hill. On the outskirts of the village before approaching the hill are the remains of a fort which has temples. The Doddappaiah (Shiva) temple in Later Chalukyan style has a *garbhagriha*, an *ardhamantapa* and a *navaranga*. Nearby this is one more temple of Venkateshwara, completely dilapidated with only six pillars and remains of a fallen *navaranga* and *shukanasa*. The *lalata* of the *garbhagriha* has a relief sculpture of Trimurti with a dancing Shiva at the centre.

Unchalli Falls (Uttara Kannada dt: Siddapur tq:) or Keppa Joga(35 km from Siddapur) is a beautiful picnic spot. The falls is also called the Lushington falls so named after the then Collector of Kanara J.D. Lushington. It is said that he was the first British Officer to locate this spot around 1845. There is a totally ruined travellers bungalow right on the opposite side of the water falls built by him. There are two approach roads for reaching this spot, one from Siddapura *via*, Kolsirisi-Heggarne. There is a motorable road only upto Heggarne and from there one has to walk 3.5 km inside the dense forest. The other approach road is from the Sirsi Kumta road and one has to take deviation at Ammanahalli (Devimaneghat) and then reach Heggarane. There is no proper witnessing platform. One has to carefully descend the slopy Ghat for a distance of 1.5 km to reach the opposite bank of the falls. The river is actually a combination of two streams one from Shankaratirtha (Sirsi town) and the other from Manjuguni tank (Sirsi tq) which converges at Madihalli (Siddapur tq) and then jumps into the rugged rocky valley at Unchalli from a height of 116 metres and then changes its direction by flowing westwards. The river is called Aghanashini beyond Madihalli. Standing amidst the evergreen forests one can see the gushing down of the river forming a vertical rectangular block and then rushing through the rocky valley producing thunderous sounds. That is why this falls is also locally called 'Keppa Joga' i.e. that which makes one deaf by its sound. This sound is heard form considerable distance. The approach road here requires annual repair and drinking water facility can be provided. Best season to visit this spot is between October and November.

Vajrapoha Falls (Belgaum dt: Khanapur tq:) situated amidst enchanting hilly surroundings of the Jamboti forest is a beautiful spot. To reach this spot one can travel by road upto Jamboti and walk a distance of four km *via*, Chapoli. After crossing the Mahadayi river (only in December - January) twice and circumscribing a small hill in between one can reach an elevated flat hillock. Here the river Mahadayi flowing in a serpentine fashion takes a first jump from a height of about 60 metres foming a rectangular milky block and falls into the deep rocky valley producing a thunderous sound and flows into another deeper valley, where again the river takes a second jump from a height of 50 metres. But, this stage of the falls cannot be seen as there is no witnessing platform. It is locally confirmed that the second falls can be approached from Asoge near Khanapur by walking a long distance of more than five to six kilometre.

SELECT BIBLIOGRAPHY

Administration Reports of the Directorate of Municipal Administration in Karnataka -1992-93.

Administrative Reports of High Court of Karnataka 1984-85, 86-87,87-88, 89-90, 91-92 (manuscript).

Administrative Report of the Police Dept. 1986-87, 90-91, 91-92.

Agricultural Census 1990-91 *Provisional Results*, State Agricultural Census Commissioner, Bangalore DES.No. 72/1992.

Annual Administrative Reports of Directorate of Employment and Training, Bangalore, Annual Employment-Review in Karnataka, 1989-90, 1990-91.

Annual Report of the Dept. of Prisons 1987-90, Department of Prisons.

Annual Reports Dept. of Co-operation 1991-92 and 92-93 Government of Karnataka, Bangalore.

Annual Reports of Family Planning Association of India, 1986, 1987, 1988 Bangalore.

Annual Report of Health and Family Welfare Services Department, Bangalore 1992-93.

Annual Report of the Registration of Births and Deaths Act 1969, Directorate of Economics and Statistics, Bangalore -1990.

Arthika Sameekshe-1992-93 Planning Department 1993.

Balasubramanyam K. *Karnataka Revenue Manual* Vol. I,II & III Bangalore 1986 (unpublished).

Bangalore District Gazetteer, Government of Karnataka,1990.

Conversion of Bangalore City-Mysore Railway Line to Broad Gauge 1993, Chief P.R.O. Southern Railway. Madras, (a Booklet).

Commencement of work on the Whitefield-Kuppam Doubling Project Chief P.R.O. Southern Railway, Madras,1993 (a Booklet).

Commissioning of Bangalore City-Yeshwanthpur-Yelahanka Broad Gauge Line, Chief P.R.O. Southern Railway, Madras 1993, (a Booklet).

Gauge Conversion of Jalna- Aurangabad and Bellary-Rayadurg, Chief P.R.O. South Central Railway, Secunderabad, (a Booklet).

Census of India 1981-*Social and Cultural Tables.*

Census of India 1981-*Series on Karnataka*, Special Tables on Scheduled Castes and ScheduledTribes.

Census of India 1991 Series II, Karnataka, Final Population Totals.

Census of India 1991-Final Population Tables.

Co-operation at a Glance in Karnataka-June 1990 Research and Evaluation Cell, Dept. of Co-operation Bangalore.

Crime in India National Crime Record Bureau, New Delhi-1991.

Dashavarshika Sahitya Sameekshe, Bangalore University 1982.

Dhruva Charitam, Akhila Karnataka Samskruta Parishat, Kundapur, 1983.

Directory of Medium and Large Scale Industries-Bangalore Dist. Directorate of Industries and Commerce, Government of Karnataka 1987.

Directory of Medium and Large Scale Industries in Karnataka Excluding Bangalore Dist., Directorate of Industries and Commerce 1988.

Draft Annual Plan 1993-94 Volume 1, Planning Dept. Government of Karnataka 1992.

Draft Eighth Five Year Plan-1990-95 Planning Dept. 1990.

Draft Eight Five Year Plan 1992-97 *Annual Plan* 1992-93, Vol.I. Planning Department.

Draft Eighth Five Year Plan-1992-97 Vol.I Planning Department, Government of Karnataka.

Draft Eighth Five Year Plan 1990-95-Vol.I Planning Dept.

Dwaita Siddanthasara, Vyasaraya Matha, Sosale,1983.

Economic Review of Karnataka 1989-90, Directorate of Economics and Statistics, Bangalore.

Economic Survey 1989-90,Planning Dept. Government of Karnataka.

Economic Survey 1990-91, Planning Dept.1992.

Economic Survey 1991-92, Planning Dept.

Election Statistics of General Elections to Lok Sabha, 1984,1989 and 1991, Chief Electoral Officer, D.P.A.R. Govt. of Karnataka, Bangalore.

Election Statistics of General Elections to Legislative Assembly, 1985 and 1989, Chief Electoral Officer, D.P.A.R., Government of Karnataka, Bangalore.

Estimates of District Income, Karnataka 1980-81,81-85 and 89-90, Directorate of Economics and Statistics, Bangalore.

Fourteenth Quinquennial Livestock Census 1990 *Karnataka State*, Directorate of Animal Husbandry and Veterinary Services, Bangalore.

Fully Revised Estimates of Principal Crops in Karnataka for the Year 1990-91., Directorate of Economics and Statistics(DES), Bangalore, 1993

Hadinalkaneya Januvaru Ganathi 1990-*Jillavaru-Talukuvaru Samkshipta Varadi*, Directorate of Animal Husbandry and Veterinary Sciences, Bangalore.

Inter-State Economic Indicators, Plan Finance and Resource Division, Planning Dept. Government of Karnataka Sept. 1991.

Karnataka State Gazetteer Vol I and II Bangalore, 1982, and 1983.Karnataka Gazetteer Dept. Bangalore.

Kannada Sahitya Sameekshe, Karnataka Sahitya Academy, Bangalore,1991

Karnataka at a Glance 1990-91, Directorate of Economics and Statistics, Bangalore.

Karnataka Economic Review 1990-91, Directorate of Economics and Statistics, Bangalore.

Karnataka Economic Review 1991-92 DES No. 33/1993, Directorate of Economics and Statistics, Bangalore.

Karnataka's Economy in Brief 1990-91, Directorate of Economics and Statistics, Bangalore.

Karnataka Neeravari Arthashastra, Govindiah T., Social Science Research Institute, Bangalore 1992

Karnataka Rajya Neeravari Yojanegalu (Brihat Mattu Madhyama) 1984-85, 85-86, 86-87 and 87-88, Government of Karnataka, Bangalore.

Karnataka Rajya Antarjala Nikshepa Mattu Balake 1-1-1987 *ralliddante,* Dept of Mines and Geology, Ground Water Division, Bangalore, 1987.

Kannada Sahitya Sameekshe 1990, Ed: Prof L.S. Sheshagiri Rao, Kannada Sahitya Academy, Bangalore-1992.

Kannada Varshika, 1991, Ed. Basavaraj Kalgudi, Kannada University, Hampi 1992.

Karnataka Labour Journal July, August, September 1993

Karnataka Perspective Plan 2001 volume I Directorate of Economics and Statistics, 1983.

Karnataka Postal Circle at a Glance-Information May 1992, Chief Post Master General, Karnataka Circle, Bangalore.

Karnataka State Domestic Product 1980-91, Directorate of Economics and Statistics, Bangalore.

Krishi Utpadane 1992-93, *Gurigalu, Karyatantragalu Mattu Marga Suchigalu,* Dept. of Agriculture, Bangalore.

Report of the Sub-Committee on Irrigation and Water Management in Karnataka, Deccan Economic Consultancy, Bangalore-79.

Secretariat Manual, Bangalore, 1969

Shankara Darshana Marma Prakasha, Kendriya Samskrita, Vidya Peetha, Tirupathi,1992

Socio-Economic Trends, Karnataka 1955-91, Directorate of Economics and Statistics, Bangalore.

South Central Railway- A Profile 1991, Chief P.R.O. South Central Railway, Secunderabad.

Statistical Abstract of Karnataka 1988-89 DES. No. 89/1991, DES, Bangalore.

Statistical Bulletin of Fisheries for the Years 1986-87, 1987-88, 1988-89, 1989-90 and 1990-91 Directorate of Fisheries, Government of Karnataka, Bangalore.

Statistical Outline of Karnataka 1987-88, Directorate of Economics and Statistics,1990

Status Reports, 1985-86, 86-87,87-88, 88-89 *and* 1989-90. Directorate of Health and Family Welfare Services, Bangalore.

Tatvaloka-Part I Mysore, 1988.

The Karnataka Panchayati Raj Act. 1993, Dept of Law and Parliamentary Affairs, Government. of Karnataka.

*Transport Profile 1990,*Commissioner for Transport. Government. of Karnataka, Bangalore.

Trends in Area. Yield and Production of Principal Crops during 1960-90, DES. No. 92 of 1992, DES, Bangalore.

Yajusa Prayogaratnam, Sringeri Sharada Samsthana, Sringeri, 1989.

Year Book 1980-81, Health and Family Welfare Services, Karnataka.

INDEX

Page

A

Aajal Nadiri 633
Aanj 631
Abala Ashraya Sangha 582
Abaya Ashrama 582
Abdul Hadi Rafat 634
Abdul Karim Khan 674
Abdul Khadir Adeef 633
Abdul Majeed Khan 586,604
Abdul Rasheed 595,605
Abdul Razaak Farooqhi 634
Abdul Rehman Pasha 62,06,703
Abdul Samad Shafid 633
Abdul Wahid Khan 674
Abhimani 619
Abhinaya 692,99
Abhinaya Ranga 692
Abhivyakti 692
Acharya A.C.H. 657
Acharya A.S. 628
Achar A. V. 645
Acharya, K. Chandrakanth 649
Acharya, M.T.V. 649,57
Acharya, P.V. 601,28
Acharya Chitrashala 657
Acharya Shilpa Kala Shala 657
Acharya, Venugopala 602
Achyut Mane 64
Act
of Administrative Tribunal 1985 435
Anti Defection, 1989 453
Collection of Statistics 473
Consumer Protection,1986 268
C.S.T. 262
Immoral Traffic (Prevention) 571
Industrial Disputes 560
Juvenile Justice-1986 384
Industrial Disputes 560
K.M.C, 1964 453
Karnatak Childs,1964 571
Karnataka Legal Aid Board, 1981 412
Karnataka Panchayati Raj, 1993 434
Karnataka Stamp 1957 418
Karnataka Sales Tax 262
Karnataka Village Panchyatis and Local Boards, 1959 461,53 452
Karnataka Jilla Parishad, Mandal Panchayats & Nyaya Panchayats, 1983. 411,12,13,57
Narcotic Drugs and Sychotrophic Substances, 1985 474
Payment of Gratuity, 1972 561
Probation of Offender's 571
Protection of Civil Rights 437,38
Adarsha Academy of Indian Culture 646
Adarsha Chitrakala Vidyalaya, Bijapur 657
Addanda C.Karyappa 624
Adiga, Gopalakrishna M. 584-86,605
Adikavi Nanaiah 636
Adikavi Pampa 636
Administrative Training Institute 415
Adult Education
Advocate General 423
Adya Ramacharya 588,98
Adya Rangacharya 63,606
Adya, Varadaraja 641
Aerial Spraying 267
After-care Homes 572
Agari Srinivasa Rao 696
Agasanakatte Prahlad 590
Agaram Rangayya 623
Agricultural Development Centres 147
Agricultural Implements and Machinery 137
Agricultural Income Tax 420
Agricultural Labour 343, 48
Agricultural Machinery 214. 16
Agricultural Research Stations 145, 46
Agricultural Rural Debt Relief Scheme 249
Agricultural Universities 524
Agricultural Workers 118,19
Agro-Climatic Zones 124,43
Agumbe 18, 19
Ahamad S. M. 601
AIDS 544
Aihole Site Museum 533
Ainanda Dhananjaya 624
Airody Govindappa 696
Aitala Padmanabha 645
Ajay Kumar Singh 642
Ajjampura J.Suri 638
Ajjibal Hegde 623
Akalawadi Basavaraj 613
Akbar Ali M. 586, 97,604
Akhila Karnataka Samskrita Parishat 646
Akki T.P. 649
Akshara K. V. 693
Akshara Sena 378
Alanahalli Krishna 588,94,604, 635,703
Albert C. 623
Alex A. Pais 631

Alvares J. S. 630
Algudkar, Gurunath 677
Alike Ramayya Rai 695
All-India Konkani Sahitya Parishad 631
All India Radio 310, 627
Alur Chandrashekar 595, 605
Alwa, Sitaram 628
Amara Kala Sangha 692
Amarakonkani 631
Amaregowda 650
Amara Sandesha 622
Ambabai 673,76
Ambalike Hiriyanna 614
Ambedkar Dr. 641
Amchi Mai 631
Amchee Yuvak 631
Ameer Khan 676
Ambikanagar 704
Ammembala Ananda 623
Amphibian 19
Amrita Someshwara 592,613,27,28,94
Amrita Bai Y.K. 582
Amudavan 647
Amur G.S. 590,93,604,05
Anagalli Suresh 697
Anand A.V. 672
Anandalakshmi Ammal 679
Anantha Krishna Sharma 672
Anant Manohar 640
Ananda Murthy M.R. 587
Anandashram Swami 630
Ananda Thirthacharya 646
Anantha Murthy U.R. 485,86,604,05,43,48
Anantha Narayana S. 604,05
Ananthapadmanabha Prabhu 598
Anantha Padmanabha Rao 679
Anantharaman M.N. 590
Anantha Ramu K. 605
Anantharamu T.R. 603,06
Anantharangachar N. 590
Anantharangam 638
Ananthrao 677
Anantaramayya R.L. 593
Anasuya Sampat 588
Anchan L.P. 650,53
Ancillary Industry 198
Andani V.G. 649,54,56,58
Ange 631
Andhra Jyoti 637
Anil Kumar 643
Animal Husbandry 370
Anita A. 660
Anita Karyappa 624
Angadi V.G. 596
Annamalai University 629
Annapurnamma S.Raghupathy Sastry 679
Anees-ul-Haq 633
Annigeeri K.L. 623
Annual plans 364,65,67
Anoor Ramakrishna 672
Anti-Dowry Cell 470
Anupama Niranjana 588,601,94
Anasuya H.S. 672
Apex Co-operative Institutions 257
Appagere Timmaraju 682
Appajaiah K.S. 649
Apprenticeship Training Scheme 352
Arabic Examinations 501,07,11
Aradhana Scheme 580
Arakkal Yousuf 650, 53
Arala Durgappa Mastar 700
Araluamllige Parthasarathy 592,600
Arate Manju 696
Aravinda Krishna 592
Archaeological Museum ,Bijapur 533
Archaeological Musuem, Kamalapur 533
Archives 470
Area Agronomic Centre 148
Area under mulberry 212
Areyar Srinivasa Iyengar 645
Arhejjee Ramanna 589
Ariyakudi 684
Arjunapuri Appajigowda 595
Arkasali Vrishabhendra 592
Art Education 655
Arthikaje Ayyappan 635
Arthikaje ,Shri Krishnabhat 612
Art Education 654
Artisan Training Institutes 206
Art & Mass Communication 654
Arun K.G. 650,60
Arun U.K. 688
Arundhathi Nag 692
Arun Kumar Jena 660
Aruna Korappa Shetty 696
Arvies Sundaram 602
Aryamba Pattabhi 588
Asaf Ali Mujavar 588
Asha Rustomji 640
Ashok A.Shetty 627
Ashoka Babu 619
Ashoka T.P. 591,93,605
Ashraya 468
Asrar Abeed 703
Assistance to marry destitutes 574
Associated Agricultural Development Foundation(AADF) 150
ASTRA oven 665

ASTRA,Unit in the Institute of Science 412
Aswatha 604
Aswath C. 682
Aswath K.S. 703
Aswini 594
Atiwadkar Narayana 640
Avadhani G.S. 582
Awards 452
Awards for the Disabled 577
Ayurveda 41
Ayurveda Academy 554
Ayurvedic colleges 551
Ayurvedic dispensaries 558,62
Ayurvedic Education 532
Ayurvedic Hospital 550

B

Babu Krishna Murthy 606
Babu Rao Desai 640
Baby Shaliny 703
Backward Classes Commission 560
Badala Ramaiah 636
Badami Museum 533
Badaradinni Ashok 602
Badiger P. B. 595
Badiger Virupaksha 597
Bairamangala Ramegowda 609
BCG Vaccination 542
Bagalodi Devaraya 605
Bagodi Vijaya 649, 656, 660
Baindur 18
Baindur Holestuary 21
Bakery Training Unit 523
Bakkala Vana 41
Bal Bhavan 573
Balachandra Jayasetty 643
Balagangapathi Bhatta 646
Balagopal S.R. 632
Balakrishnan A. K. 624
Balakrishna G.H. 592
Balakrishna K. 607
Balakrishnayya B. 596
Balasubramanyam N. 606
Ballal (of Bombay) 692
Ballal Vyasaraya 588,603, 04,06,640
Balan Nambiar 649
Bale Khan 677
Balesha Lakshetty 586
Baliga B. V. 630, 31,32
Balipa Narayana Bhagawath 969
Balurao S. 587,606
Banandur Kempaiah 682
Banari Ramananda 696
Bandari K.B. 627
Bandaya 602
Bandaya Dalita School 585
Banakar Mahadeva 607
Banavanthi Ramakrishna Shastri 644
Bangady Anantharama Rao 627,694
Bangalore Airport 302
Bangalore City Police 438,39
Bangalore Club 110
Bangalore Corporation 465
Bangalore Golf Club 109
Bangalore High School Management 644
Bangalore Stock Exchange 245
Bangalore University 617,42,56
Bangalore Urban Agglomeration 01
Bangarappa S. 64
Bangle Narayana Kamath 630-31
Banglewala 658
Bankanath Puradish Srimat Shivaramaswami 630
Bankapur, P.L. 623
Bannada Malinga 696
Bannanje Ramacharya 623
Bannur 705
Bantwal 18
Bantwal Pundalika Baliga 630
Banumaiah Educational Institution 526
Banu Manaf, S.M. 650
Banu Mushtaq 595,603
Bapuji Educational Association 526
Baragur Ramachandrappa 586,93,94,603
Barakatulla Khan 673
Barade Prakash 641
Bariker Mallesh 587
Basalingaiah 693
Basavanagowda 699
Basavaraj 675
Basavaraju G.P. 605
Basavarajadurga 706
Basavaraja Malasetty 599,616
Basavaraju M.B. 649
Basavaraj S.M. 650
Basava Samiti 644
Basavegowda D.B. 606
Bashir Khan 675
Bayera E. 626
Bayiri B.P. 662
B.D.T. College of Engineering 531
Beach Plantations 47
Beach Resorts Project 313
Beach Vegetation 23,47
Beechanhalli, Kareegowda 593
Beepi. K. 624
Begum Akhtar 675
Belagali D.N. 589,595

Belakavadi Brothers 666
Belegere Ravi 606
Belekeri Port 298
Belgaum Art Circle 678
Belgaum Integrated Rural Development Society 582
Belgaum Samachar 641
Bellave Narahari Shastri 689
Belthangady 18,19
Belur Ramakrishna Murthy 598
Benaka (drama troupe) 691
Bendigeri Basavaraj 677
Bendre D.R. 585,86,639,641,76,80-82
Bendre N.S. 652
Bendre, Vaman 586, 641
Benedict Rosario 632
Benkal Lingappa 582
Besagarahalli Prabha 592
Besagarahalli Dr. Ramanna 595,603,04
Betageri Krishna Sharma 601
Bettadur Allamaprabhu 603
Betadur Shankaregowda 651
Bettadapura 706
Bhadrachar 672
Bhagamandala 18,19
Bhagavadgita 630
Bhagavan B.V. 623
Bhagavan K.S. 603
Bhagavatar, Honnappa 673
Bagini Seva Samaja 582
Bhagirathi 693
Bhagyakirana 622
Bhagyamandira 467
Bhagyamandira Scheme 381
Bhandari R.V. 586
Bhangra Goddodi 632
Bhankar Mahadev 586
Bhanumati Y.C. 607
Bharadwaj D.K. 601
Bharathi K.S. 593
Bharatiramanachar M.K. Dr. 642,43
Bharatiya Kala Kendra 657
Bharatiya Sangit Vidyalaya 677
Baratiya Vidya Bhavan 683
Bharathanatyam 684
Bharathraj M. 688
Bharath Scouts and Guides 518
Bhaskar Bhatta K.S. 645
Bhaskarbua Bakhle 673
Bhaskar Rao V. 649,59
Bhasyam Tanuje 589
Bhat D.N.S. 628
Bhat Prema 588,89
Bhat S.N. 628
Bhat T.R. Dr. 643
Bhat T.S. 687
Bhatkal Port 298
Bhatta V.G. 586,604
Bhatta Gopalakrishna 628
Bhatta Sediyapu Krishna 628
Bhave Govind Vittala 668
Bhave,Shyamala 669,82
Bhimarao M.G. 639
Bhimakavi 636
Bhimanna Gowda H.S. 604
Bhimasenachar 677
Bhimasena Rao 587
Bhoomika 692
Bhooshan 665
Bhusnoormath R.C. Dr. 643
Bhusanurmath S.S. 604,17
Bhusareddi S.S. 600
Bhutaaraadhane 628
Bhuta Worship 628
Bhuvanavarte 622
Bhyrappa S.L. 588,604,43
Bidaram Krishnappa 674
Bijjala V. 650
Bilimale Purushottama 603, 15, 28
Bindiganavile Bhagavan 601
Bindu Rao S.G. 679
Biradar B.B. 609,11
Biradar M.G. 595,613
Biradara Sham G.U. 594,601
Biradar V.G. 650
BLDE Association 555
Bolanthoor Krishna Prabhu 630,32
Bolar Shubharani 687
Bolar Narayana Shetty 695
Boluvara Mohammad Kunha 593,603,605
Boluvaru. I.K.(C.D.K.) 692
B.M. Sri 590
Bommai S.R. 64
Bommalapura Venkatarama Bhatta 645
Bondale, Bhemanna 595
Border Area Development Programme 398
Boregowda B. 606
Bottangada Madappa 624
Bovveriyanda Puttapemmayya 624
B.R.Hills 312
Brahmagiri 621,23
Braille Printing Press 576
Bridges 279,80
Brihaspati Vani 622
Brooke Bond 664
Brooke Fields 664
Buchanan 706
Budeppa Adiveppa 699

Bulla R. Basavaraj 649,50
Burje Khan 674
Burli Hanumanta 676
Burli Venkatesh 676
Bursera Plantations 40
B.V.B. College of Engineering 531
Byranahalli Shivaram 699

C

Calamity Fund 404
Canara Times 622
Canara Union 633
Cantonment Board 465
Career Study Centre 352
Cariappa 692
Carlose S. Dr. 647
Casa Lavella 664
Cashew apple 39
Cashew Development Corporation 40
Cash Loan Scheme 467
Central Administrative Tribunal 436
Central Government Health Services 548
Central Institute of Plastic Engineering Technology 192
Central Lalithakala Academy 653,54
Central Minimum Wages Act 1948 345
Central Power Research Institute 220
Central Sahitya Akademi Award 601, 37
Central Sangeet Natak Academy 685
Central Warehousing Corporation 266-67
Centre for Technology Development 192
Century Club 110
Ceramics 215
Chadaga,Suryanarayana 595
Chaduranga 603
Chakra Haladi-Kollur estuary 21
Chakkera Muttanna 623
Chakravarthi Srinivasa Gopalachar 646
Chamarajendra Nataka Sabha 688
Chamarajendra Technical Institute, Mysore 658
Chamundeshwari Studios 702
Champavathi K.G. 593
Chaner V.R. 627
Chand Khan 675
Chandrabhagadevi U.K. 687
Chandraiah B.N. 586,595
Chandragir Ambu 696
Chandrabhagi Rai 625
Chandramouli 672
Chandramouli K. 594
Chandrashekhar 605,609
Chandrashekara B. 690
Chandrashekar B.S. 607
Chandrashekara C.R. 594
Chandrashekhar M. 649
Chandrashekhar M.K. 594
Chandrashekhar M.S. 649
Chandrashekhar S.M. 650
Chandrashekhar S.N. 649-50
Chandrashekharaiah 600
Chandrashekhar Rao 688
Chandrashekhar Sastry 646
Chandrashekhar Vastrad 596
Chandravalli 312,622
Channabasappa Go.Ru. 601,46
Channabasavaiah 699
Chennaiah H.M. 591
Chennappa B.S. 600
Channi, Rajendra 605
Chales Correa 663
Chatnalli, Linganna 596
Chavalar, Sarojini 593,98
Chavan 660
Chawki Rearing Centres 212
Chaya B.R. 682
Chaya Artistes 690
Chedanda Chechamma 624
Cheluvaraya Swamy 673
Chembanda Shivi 624
Chenira Suresh 624
Chennabasappa 601
Chennavira Kanavi 600
Chennappa S. 602
Chennappa Shetty 696
Chetty M.C. 649,658
Chetty, Mallikarjuna 650
Chhaladankamalla 622
Chhalgara 622
Chidambaram M. R. 603
Chidambara Rao Jambe 693
Chidananda K. 606
Chidananda Murthy M. Dr. 597-98, 604-05,16, 47
Chief Minister's Medal 452
Chikkamaralli Boregowda 612
Chikkanna Ka.Ta. 591, 604
Child Marriage 73
Chindodi Leela 689,93
Chinnannavar S.G. 650
Chinnappa Gowda K. 614
Chinnaswamy B. 586,96
Chintaka 622
Chintanapalli Krishna Murthy 672
Chippar Krishnayya Ballal 696
Chit Funds 240
Chitra Artistes 690
Chitradurga Bank 231
Chitragar Narayanappa 649,650
Chitragar Parashuram 602

Chitragar Venkobappa Krishnappa 650
Chitrakala Parishat 652,54,56,57
Chitrakala Prapancha 661
Chitra Venugopal 686
Chittal, Gangadhar 604
Chittal, Yeshvant 588,603,604
Chittaguppi, Bhima Rao 605
Chittani Ramachandra Hegde 696
Circle Management Committee 305
City Municipalities 466
Civil Rights Enforcement Cell 438
Chokkadi,Subraya 586
Cholera Combat Teams 540
Chondama Ramachcha 624
Chote 677
Chowdaiah Smaaraka Samiti 670
Chowdaiah T. 599
Chulkimath S.C. Dr. 643
Chunchanakatte 708
Climate-Koppen's Classification 16
Climate-Thornthwaite's Classification 16
Coastal Dunes 47
Coastal vegetation 20
Coastal Zones 18
Cocky Miranda 630
Cocoa Plantation 39
Cocoon Production 211
Coir units 567
Collegiate Education 379
Commercial Crops 23
Commerce Education 517
Commerce examination 499,504,08
Commerce Institutions 517
Commercial Flowers 158-59
Community Science Centres 412
Company Drama 688
Completed Major and Minor Irrigation Projects 167
Comprehensive Crop Insurance Scheme 148
Cosmpolitan Club 110
Consumer Protection Council 268
Consumer Protection 384
Container Freights stations 267
Contemporary Art forum 658
Co-operatives 246-48
Co-operative Godowns 267
Coorg Wild Life Society 43
Craftsmen Training Scheme 352
Creches for working mother's Children 574
Creeks 47
Crime News 619
Cyclonic storms 402

D

Dabbe,Vijaya 586
Dakshina Bharat Hindi Prachar Sabha 517
Dakshina Murthy M.S. Dr. 642,44
Dalita Sangarsha Samiti 491
Dambal Sulabha 676
Damle, Chandrashekar 594
Damodara Mandecha 695
Damodara Rao B. 605
Damodara Shetty Dr. 692
Dada Saheb Phalke Award 702
Dandapur Sheshagiri 676
Dandapur, Sudhindra 677
Dandavathimath 652
Dande, Veeranna 615
Dani, Surendra 598
Danish International Development Agency 147,371
Dasachar K.N 699
Dasarapada 682
Dasar Ramappa Balappa 694
Dasara Bhimappa 700
Dasegowda H.R. 592,98
Dastagir M. 606
Datar, Geeta 688
Datar, Ravi 688
Datar, Usha 685-87
Dattatreyapeetha 312
Dattatreya Sharma 672
Davanagere Times 622
Davanagere Vani 622
DCC Banks 252,454
D'Costa C.F. 632
Deccan Herald 620
Deccan Times 621
Deena Seva Sangh, Bangalore 514
De. Na. Shri 599
Denotified Area 569
Dental Flurosis and Skeletal Flurosis 545
Deolgaonker Chandrakant 640
Department of Factories and Boilers 562
Department of Legal Metrology 263
Desai B.C. 593
Desai B.T. 602
Desai, Govinda Murthy 599
Desai M.B. 623
Desai R.V. 623
Desai Shanthinatha 588,594,604.40
Desai V.H. 623
Desheeya Vidya Shala, Shimoga 527
Desikachar V. 672
Destitute Widow Pension Scheme 560
Desha Kulkarni 587
Deshmukh 677
Deshpande Dhruvarao 669,79

Deshpande Subbaraya 586
Deshpande V.A 649
Devadiga, B.Krishna 650
Devadigar V.J. 660
Devagiri Jyothi 677
Devangi Prabhakar 682
Devagiri Sangeetha Sabha 667
Devanoor Mahadeva 588,603,04
Devaraj 650,677,703
Development of Coastal Karnataka 400
Devi Prasad 692
Devirappa M. 598
Dhoomappa Master 628
Dhanalakshmi S. 649
Dhanavantri Vana 41
Dhanushkoti Jalapatha 713
Dhareswar Subramanya 696
Dhavaskar M. 590
Dharmatma 622
Dharwad Agricultural University 494
Dharwad Art Circle 673
Dharwadkar R.Y. 599,601,604-05
Dhawan 622
Dhoolekar, Chandrashekar 598
Dhoomappa Master 628
Dhundiraj H. 586
Diarrhoeal Diseases 540
Dinasudar 622
Dinathanti 622
Dinakar Desai 631
Directorate of Archaeology and Museums 59
Directorate of Employment Training 353
Directorate of Health and Family Welfare 545
Disabled Welfare Voluntary Organisations 578
Distribution of Fertilizers and Mixtures 136
Distribution of Post Offices 305
District Industries Centre 205
District Industries Training Centres 206
Districtwise Income and Their Indices 325-26
Districtwise Per Capita Income and rank 327
Districtwise Road Length 277
District Scientific Aid Unit 438
Divan Bhima Bhat 696
Divan Bopanna 624
Diwakar S. 606
Doddarangegowda 586,682
Dodderi Venkatagiri Rao 589
Dodderi Venkatarao 594
Dog Squad 441
Doni Narayana 61
Doreswamy H.S. 623
Doshi B.V. 663
Drainage Basis 162
Driving Training Schools 283,288,289
Drought and Flood Relief Fund 402-03
Drought Monitoring Cell 412
Drugs and Pharmaceuticals 214
D'Souza M.P. 632
Durgada Koogu 622
Durga Simha 634
D.V.G. Dr. 586,628,79

E

Earth Moving Machinery 214
Eash G.S.A. 624
Echcharike 622
Education and Research 379
Edward Gazette 634
Ee Sanje 621
Eighth Five Year Plan 385
Ekalavya Award 112
Ekesh Patrike 622
Ekkundi S.R. 586,604
Elangovan 660
Electrical Consumption 228
Elephant and Bison Census 43
Eligar, Channakka 597,601
Employment 354
Employment and Training 382
Employment Exchanges 350,51,53
Employment Growth 355
Employment,Organised Sector 358
Employment,Co-operative Sector 256
Employment,Public Sectors 358-61
Employment, Private Sector 359
Employment Opportunities 356
Employment of Women 356
Enagi Balappa 689
Enagi Nataraja 693
Energy Generation 228
Engineering Cell 259
Engineering Colleges and Polytechnics 379
Ennehole, Sadashiva 602
Enterpreneural Dev. Institute 192
Eraiyadiyam 647-48
Eraiah 594
Erasime, Channappa 598
Erunis Lobo 631
Eric Rosia Remarc 589
Entry Tax 262
ESI Hostpitals 559,62
ESI Scheme 558
Eshwar Bhatt 602
Establishment of Herbal Gardens 41
Estuarine Banks 22
Estuarine Border Land Vegetation 20-21
Eucalyptus plantations 39
Euhaline zone 23

F

Fahmida Begum 634
Fair price depots 266
Family Planning Association 546
Family Welfare Programme 547
Farhat Kamal 633
Fauna 19
Fayyaz Khan 684
Felix Noronha 631
Fermentation 215,217
Fiaz Belgodi 634
Filaria 541
Finger Print Bureau 438
Fire Services 450
Fire Services Benevolent Fund 452
Firewood depots 38
Firing incidents 441
Firoz Dastur 674
First Grade Colleges 523
Fisheries 180
Fisheries Co-operative Societies 184
Fishery Forecast mailing centres 186
Fit Person Insititutions 571
Flora 20
Floods 401
Flute Suresh 666
Flying Training School 303
Food and Civil Supplies Enforcement Department 437
Food Corporation of India 140,265
Food Processing industries 215,17
Foremenship Training 567
Forensic Science Laboratory 438
Forests 30
Forest Department 35
Forest Plantation Corporation 39
Foundation Seeds 141
Frog Species 19
Fruit crops 152-53,159
Fumigation 149
Future Power Projects of Karnataka 224

G

Gadag Company 688
Gadagkar N.S. 586
Gaekwad Babu Rao 640
Gajalakshmi Pendent 722
Galagali Pandarinathacharya 645,66
Gamaka Goshti 679
Gamaka Kala Parishat 680
Gaman Fertilizers, Chemicals 140
Ganagapur 312
Ganakala Parishat 683
Ganabharati 671
Ganapathi B.D. 604,23
Ganapathi Bhat 675,77,78
Ganasudha 678
Gangas of Talkad 60
Ganesh R. 645-46
Ganesh Gode 708
Ganesh Mallya K. 630
Gangadhara Rao 689
Gangadharaswamy 693
Ganagapur 312
Ganga Padekal 588
Gangubai 673,76
Ganiga Ananda 692
Garden of Medicinal Plants 40
Garlic Varieties 150
Garud Sadasiva Rao 689,90,92
Gastro Enterities 540
Gautham M.R. 668
Gayana Samaj 666
Geeta Kulkarni 594
Geeta Nagabhushana 589
Geetanjali 630
Geetapriya 703
Geleyara Gumpu 681
George Gazette 634
Gerar Da Cunha 665
General Insurance Corporation of India 148
General Thimmaih National Academy of Adventure 107
Gersoppa 708
Ghattamaraju Ashwathanarayana 638
Ghulam Sheik 658
Giraddi Govindaraja 589,604
Girigowda N. 617
Girija Lokesh 703
Giriyamma H. Dr. 589
Girish Karnad 690,91,92,701
Girish Putraya S. 594
Girivarte 622
Godkhindi Venkatesh 677
Gogeri M.D. 602
Goharjan 670,73
Gokak Project(1979) 547
Gokak V.K.Dr. 584-86,91,686
Gokak Times 622
Gokhale S.S. 641
Gokul Education Foundation 529
Golay R.G. 632
Gommatagiri 710
Goolannavar 649
Gopal Aashrita 591
Gopal Ba.Ra. 598
Gopalakrishan B.S. 623
Gopalacharya H. 644

Gopalakrishana M. 595
Gopalakrishna P.S. 638
Gopalkrishna Bhagawath Dr. 696
Gopalakrishan T. 638
Gopalkrishna Shasthry 696
Gopalakrishna V. 638
Gopalkrishanayyar K.L. 592
Gopalan A.K. 600
Gopalaswamy Betta 710
Gopal Singh 642
Gopal Vajapeyee 596,692
Gopinatha Rao G.B. 679
Gorur Ramaswamy Iyengar 635
Gouribidanur Rural Project(1993) 547
Governor's list 406
Government Ayurvedic Unani and Homeopathic Dispensaries 551
Government Blind Schools 481
Government Tool Room and Training Centre 192
Govind Bhat K. 696
Govind Kelkar 640
Govinda Pai 590
Govindaraju 617
Govindaraju V.G. 606
Govindaswamy M.S. 672
Gouda Saraswaths 631
Gowramma Nagaraja 679
Gowreesh B.M. 649
Grama Panchayath 457,61,63
Grama Swaraj 453
Granthaloka 593
Graphic Art 651,52
Green Card 266,560
Green Card Benefit 581
Gregrory Menezes 631
Grinobles 622
Gross Area Irrigated 164
Ground Water Availability 162
Gubbannavar Shivananda 616
Gubbi Company 688,90,91
Gubbi Veeranna 689,90,702
Gubbi Veeranna Award 584,703
Guddappa Gowda 696
Gudi, Chidananda 650
Gudi Ganesha 650
Gudibande Poornima 588
Gudigar Ashok 660
Gudigar, Durgappa 696
Gudigar Suresh 660
Gudisagar Phakiravva 682
Guinea Worm Disease 543
Gujjady Fenny Project 38
Gulbarga Arts Council 658
Gulbarga Area Project(1973-74) 547
Gulbarga University 655
Gulvady Santhosh Kumar 618
Gulvady Gopinath Bhatji 632
Gulvady Shivananda Bhatji 632
Gundamma 690
GundappaY.S. 602
Gundi Ramakrishna 594
Gundmi Chandrashekar Aithal 586,592
Gunduramaiah 679
Gundurao H.R. 601,623
Gundu Rao R. 64
Gunjal S.R. 601
Gurav Sangamesh 676
Guru M.E. 650
Guru M.V. 649
Guttigar Manappa (Manu) 588

H

Hadpad R.M. 649-50,57-9
Hafiz Khan 673
Hafizali Khan 675
Hagargundi, Vijay 649
Hakari, Devendra Kumar Dr. 597-98,699,13
Hakeem Md Imam Imami 634
Halegera Shankar 596
Halakatti Pha. Gu. 601
Halakki Vokkaliga 608
Halasagi K.K.B. 679
Halasigi Company 688
Halayya A.M. 700
Halbandi, Yashwant 682
Halbhavi D.V. 657
Halebid Museum 533
Halgur Krishnamacharya 676
Halijola Basavaraj 650
Halegera Shankar 596
Halli Heddari 278
Halli Nagaraj R.G. 593
Hameed Alamar 633,34
Hamid Khan 677
Hampa. Nagarajaiah 598,614
Hamsalekha 702
Handigodu Syndrome 544
Hangal, Gangubai Dr. 584,674,76
Hanagal Krishna 676,181
Hangal Seshagiri 677
Hangarakatta Port 298
Hanneradumatha D.M 598
Hanumaiah 652
Hanumantayya L. 593
Hanur, Krishna Murthy 595,608
Haridasa Bhat K.S. 602,04,29

Hariharapriya 599,638
Harijit G.J. 642-44
Harikrishna Bharanya 596
Hasargundgi 59
Hasyagar P.V 695
Hattiangady Narayana Rao 630,31
Hatwar N. Dr. 643
Hevanur Commission 491
Havanur, Srinivasa 593
Health 380
Health and Medical Institutions 545
Heavy Orographic Rainfall 17
Heavy rainfall 18-19
Hebbar, K.K. 649,52-54
Hebbar Vishnu 642
Hegadde Shinappa
Hegade Bhuvaneshwari 607
Hegade G.M. 590
Hegade, Nagesh 606
Hegade Sheenappa 627
Hegade G.S 677
Hegde, Manjaiah 654
Hegde, M.V. 692
Hegde M.P. 627
Hegde, Ramakrishna 64
Hegde, Ramananda K. 597
Hegde, Rashmi 685
Hegde Suryanarayana 602
Hegde V.D. 602
Heggade L.R. 591,610
Helavanakatte Giriyamma 587
Hemalatha Mahishi 592
Hendi B.B. 608
Henny D'silva 632
Hermen Melville 589
Himavatgopalaswamy Betta 711
Hinaroohi 633
Hindi Examination 516
Hindi Shikshak 500,06,10
Hindi Shikshak Training College 516
Hindustan Machine Tools Ltd., B'lore 219
Hiram Thimmayya C. 624
Hirbbetta Sita 676
Hiregouder,V.B. 649
Hirehemmiganur, Raju 594
Hiremallur Eswaran 600,04
Hiremath, B. K. Fr. 649
Hiremath, B.M. 600
Hiremath, Gaveesh 662,92
Hiremath, Mallikarjuna 595
Hiremath, Nanjundaiah 700
Hiremath, Panchaksharaiah Shivamurthaiah 650
Hiremath, Rajaiah 677
Hiremath Sangamesh 675
Hiremath S.M. 593
Hiriyannayya K. 689
Hitavani 622
Holiday Inn 663
Home Guards 450
Honavar port 299
Honnudi 622
Hoogar S.K. 649
Hope Infertility Clinic 558
Horata 622
Horticultural Crops 159,60
Horticultural Department 141
Hosabale Seetharama Rao 679
Hosabettu Sitarama Acharya 590
Hosadiganta 622
Hosahalli Krishna Murthy 679
Hospet Times 622
Hosur Jyothi 600
Hotline Training Centre, B'lore 531
Housing and Urban Development Programme 481
Housing Scheme for Beedi Workers 467
Housing Schemes for Non-Resident Indians 467
Hoysala 601
Hoysala Mahotsava 312
Hoysala Visitors' Centre 312
Hubli B.K. 649,50
Hubli-Dharwad City Police 439
HUDCO 469
Hugar, Chandanna 700
Hublikar G.Y. 649,50
Hujenahalli Erajjayappa 592
Hukkeri Ballappa 584,681,84
Huli Shekar 596
Hulyappa 62
Hunugund K.P 677
Husensab 682
Husna Sarwar 633
Hunsur Krishan Moorthy 701
Huyilagol Varadaraja 594
Hyderabad Circle of ASI 59
Hyderabad Karnataka 622
Hyderabad Karnataka Area Development Board 397
Hyderabad Karnataka Education Society 526
Hydro Electric Projects of the State 221,22

I

Ichanur Jayalakshmi 588
Ichanur Shanta 588-89,603
Icythyophidae Family 20
Ideal Fine Arts Institute 656
Idugunji 711

Ikram Begh 633
Ilango, S.S. Dr. 647
Immadi Shivabasava Swamy 592
Import and Regulated Markets 260
Inamdar, Jayalakshmi 679
Inamdar V.M. 590,600
Inayatulla 675
Inchara 619
Income Tax 423
Independence Day Award 452
Index of Retail Prices 338
Index of Wholesale Prices 338
Indian Express 620
Indian Institute of World Culture 526
Indian Medical Association 548
Indian Space Research Organisation (ISRO) 489
Indian Tourism Development (ITDC) Corporation 314
Indira M.K. 588,648
Indira Gandi National Open University 494,524
Indira Sant 640
Indira Venkatesh 679
Indirani 588
Indo-American Hybrid Seeds(IAHS) 150
Indo-Danish Fisheries Project, 181,371
Indrani Rehaman 687
Indubai T.K. 587
Indubala 670
Indudhara Honnapura 619
Industriral distribution of employees 359
Industrial Effluents 52
Industrial Instruments 214,16
Industrial Machinery 213,16
Industrial Training 577
Industrial Training Centre, Mysore 383
Industrial workers 343
Indu Viswanath 682
Inland Fish production 183
Institute of Co-operative Management 268
Insured persons 569
Integrated Child Development Services Scheme 394,572
Integrated Comprehensive Rural Communication Programme 278
Integrated Rural Development Programme (IRDP) 234,457
Integrated Tribal Development Programme 266
Intelligence 438
Inter-State Transport 289
Inter-Tidal Zone 22
Iqbal Ahmed 693
Irene Pinto 630
Irpu Falls 712
Irrigation Projects under execution 169
Islands 49
Isri Chikmagalore 633
Ittannavar, Sri Rama 617
Ittira K. Biddappa 623
Isur case 62
Iyengar,Seluvapullai 673
Iyengar, Srinivasa 646,672
Iyer G.V. 584
Iyer Janaki 677
Iyer, Venkatasubrahmanya 679
Iyyangar, S.S. 623

J

Jadhav S.Sangeetha 660
Jagadguru Shri Shivarathri Deshikendra Swamigalu 592
Jagadish G.B.S. 623
Jagadish Thimmayya B. 624
Jagalur Taluk Nayakara Sangha 583
Jagamonnappa A. 624
Jagannatha Dasaru 587
Jagavani 622
Jaggu Singharacharya 645
Jagirdar I.K. 619
Jaggu Vakulabhushana 645,46
Jaghirdar Sanjeev 677
Jagirdar Lata 677
Jagirdar Raghavendra Rao 623
Jagirdar Sitaram 597
Jagriti Kalavidaru 658
Jahagirdar Shymala 682
Jahnavi B. 685
Janhavi Jaiprakash 672
Jaibhima Gade 622
Jails 448
Jaladurga 712
Jalani Basha 688
Jalavalli Venkatesh Rao 696
Jambaldinny Siddharama 674
Jambu Kannan 672
Jambunath Kanchyani 611
Jambunathan M.V. 643
Jamma Nangada 623
Janagere Venkataramayya 594,619
Janaki Ramaiah 639
Janamadhyama 622
Janamana 633
Janamitra 622
Jananadi 622
Janapada Gangothri 618
Janapada Jagattu 618
Janapada Loka 617
Janapara 622

Janardan R. 659,82,703
Janatha Housing 467
Janatha Kendra Kolar 582
Janatha Madhyama 622
Janamitra 623
Jananadi 622
Janapada Gangotri 618
Janapada Jagattu 617
Janapara 622
Janardhana R. 659,82,703
Janatha Housing 467
Janatha Kendra 582
Janamana 633
Janatha Party 64
Janata Vani 622
Janavani 621
Janumaddi Hanumantha Sastri 639
Januvarkatte Gopalakrishna Bhagwath 695
Japanese Encephalitis 543
Jaraganahalli Shivashankar 587
Jathar Ashok 641
Jathar S.W. 623
Janali R.S. 676
Jatti B.D. 63
Jatti M.S. 649
Javali B.C. 597
Javali Ra. Vem. 596
Javaregowda D. Dr. 590,99,604,05,14
Javarappa Gowda P.N. 623
Jawahar Rozgar Yojana 392,451,57
Jaya 687
Jayachamarajendra Cultural Academy 671
Jayachandra M.A 601,09
Jayakumar 657
Jayalakshmi C. 638
Jayakumar C. 649
Jayarama Rao M.A. 679
Jayalakshmi R. Gowda 602
Jayaprakash M.N. 586
Jayappa Gowda D.S. 606
Jayaram A.S. 590
Jayaram B. 649
Jayaram Dhananjaya 649
Jayasheela Rao S.V. 621,23
Jayashri B. 692
Jayashri M.S. 589
Jaya Sudharshana 586,87
Jayavanta Kadadevara 601
Jayavantidevi 681
Jeenahalli Siddalingappa 609,11,13
Jeevana M. 623
Jeevanikar Jyoti 65
J.N. Art School, Gadag 657
Jnana Bharathi 678
Jnanapeetha Awards 584,85
Jnaneswari Peetha 106
Job Development and Improvement Services 352
Job-Oriented Courses 574
Job Seekers 356
Joglekar Usha 640
John Devaraj 651
Joida 713
Joladarasi Doddanna Gowda 679
Joshi 692
Joshi A.K. 649
Joshi Bhimsen 676,74,75,81,84
Joshi D.N. 640
Joshi G.B. 585,690,91
Joshi Jayathirtha 693
Joshi M.K. 596
Joshi R.K. 623
Joshi R.N. 677
Joshi Shyamachar 677
Joshi Sripadarao 673
Joshi V.A 602
Joshi V.L. 639,40
Joshi Sheshgir 693,43,
Junjappa Ajjappa 699
Justice O. Chinnappa Reddy Commission 491,560, 69
Justice Narayan Pai 633
Juvenile Homes 571
Juvenile Service Bureau 573
Juvenile Welfare Board 384

K

Kaanige 627
Kaaveri 626
Kabir Sanman 584-85
Kadadevar 602
Kadadi Y. Shekar 649,59
Kadambari 643
Kadambi Indira 687
Kadambi Neelamma 672
Kadanakuppe Shivaramu 591
Kadathoka Manjunath Bhagwat 696
Kadidal Manjappa 599
Kadri Gopalanath 672
Kagalkar 677
Kaikini Gaurish 590
Kaikini, Jayanth 586,605
Kailasam T.P. 640,682,690,92
Kaitan Lobo 631
Kaivalya Gurav 676
Kakade Prakash 641
Kakemani 600

Kakhandiki Ramachar 677
Kakandaki Rangachar 677
Kakhandiki Rekha 588
Kakatkar Balakrishna 590
Kakkilaya B.V. 606-07
Kaladarshana 612
Kakolu Saroja Rao 588
Kalachuri Bijjala 721
Kalajyothi 690
Kalakou,Sharat 586
Kalale Sampathkumarachar 679
Kalamandalam Kalyanikutti Amma 687
Kalamadhyama 692
Kalamahotsava 651,658
Kalamandira 658
Kalamela 651
Kalaniketan Kalamandir 659
Kalapragati Kala Tanda 659
Kalasangama 678
Kalashri 619
Kalavaritha 654
Kalburgi A.L. 649
Kale,V.T. 649-50
Kalegowda K. 598
Kalgudi, Basavaraj 591,97
Kalidasa 592
Kalidas Prashasti 584
Kalidas Samman 674
Kalinga Rao P. 681,684
Kaleem 633
Kaleem Irfan 633
Kallengada Sarita 624
Kalle Shivothama Rao 623
Kaloddharaka Sangha 690
Kamala 602
Kamala Bhat 688
Kamala Hamapana 586,92,93,96,604
Kamalakar Bhat 677
Kamalaksha Nayak 632
Kamala Purandhara 676
Kamalakshi M.J 649-51
Kamat, Jyotsna 605
Kamat Krishnananda 599,606,61
Kamath Leelabai 631
Kamath N.R. 632
Kamath P.G. 635
Kamath, Sarvotham 686
Kamath, Shantaram 630
Kamath, Suryanath U. 598
Kambalu B.Siddagangaiah 608
Kambar Chandrashekara 585,86,04,05,08, 14,43,90-92,97
Kambara,M.V. 650
Kambar, Kalappa Manappa 650
Kambi V.S. 601
Kamble Devaraja 650
Kanaboor, K Earaiah 599
Kanagal, Puttanna 701
Kanaganahalli 59,476
Kanaka Gurupeetha 106
Kanaka-Purandhara Prashasti 584
Kanakapur Vasantha 677
Kanara Club, Mangalore 109
Ka.Na.Su. 647
Kanaradi Vittalopadhyaya 645
Kanatanda S.Muttappa 624
Kanavalli, Sadananda 598
Kanavi, Channaveera 586,604
Kanavi, Shantadevi 594,601,04
Kanchana Subbaratnam 672
Kandagal Hanumantha Rao 689
Kannada Adhyayana Kendra 593
Kannada Bandhu 622
Kannada Bharathi 692
Kannada Kogile 622
Kannadamma 622
Kannada Prabha 620
Kannada Sahitya Academy 593
Kannada Sahitya Parishat 600,17
Kannada Sahitya Sameekshe 593,638
Kannada University (See Addenda) 494
Kannan R. 660
Kannan 703
Kannik 631
Kantheerava 622
Kanthi Rao 606
Kanthi S.R. 63
Karanth B.V. 585,643,90,91,93,701
Karanth, Nityananda 627
Karanth, Prema 692
Karanth, Shivarama 584,89,99,602,04,35,39,40
Karaavali Jaanapada 628
Karbala (Alayi) Songs 608
Karde,Ullhas 650
Karim Khan 677
Kariraju,K. 656
Karkala 18-19
Karkera H.S. 596
Karmaveera 620
Karnad,Girish 596,605,07,35,40,44
Karnad, Vishwanath 594
Karnataka
Administrative Tribunal 423,135
Amateur Handball Association 109
Appellate Tribunal 408,36
Association for Advancement of Science 412
Bharati 618
Cashew Development Corporation 410

Coir Development Board 194
Co-operative Oil Seed Grower's Federation (KOF) 141,47
Education Board, Dharwad 537
Electricity Board 230,387
Film Chamber of Commerce 702
Fire Services Training Institute 452
Folklore Yakshagana Academy 617
Forest Development Corporation Ltd. 39,410
Forest Industries Corporation 410
K.G.I.D. 244
Government Secretariat Training Institute 415
Hindi Prachara Samithi 516
Handloom Development (KHDC) Corporation 193
Industrial Area Development Board(KAIDB) 191
Inland Fisheries Development Corporation (KIFD) 181,370
Janapada Trust 617,97
Lalithakala Academy 648,651
Mahila Hindi Seva Samithi 517
Lokayukta 414
Monorities Development Corporation 560,69
Nataka Academy 693
Oilseeds Growers Federation 141
Patrika Academy 623
Police Academy 441
Postal Circle 304
Project, Hubli 547
Rajya Vignana Parishat 412
Rashtriya Education Society 528
Rashtriya Education Society, Bidar 529
Rice Procurement(Levy) Order, 1984 265
Sangha(of Bombay) 692
Sangha(of New Delhi) 692
Sangha (Thiruvananthapuram) 636
Second Backward Class Commission 568
Sericulture Project 209
Social Forestry Project 32
Urdu Academy 634

KARNATAKA STATE
Bureau of Public Enterprises (KSBPE) 193
Co-operative Agriculture and Rural Development Bank 250
Co-operative Apex Bank 251
Council for Scienc & Technology 412
Electronics Development Corporation 192
Employees Group Insurance Scheme 479
Financial Corporation (KSFC) 241-2
Forest Industries Corporation(KSFIC) 35,38
Handicraft Deveopment Corporation 193
Industrial Investment and Development Corporation (KSIIDC) 191
Nursing Council 559
Lottery 264
Remote Sensing Technology Utilization Centre 412
Remote Sensing Technology Utilization Centre 46
Reserve Police 447
Road Transport Corporation (KSRTC) 286-7
Seeds Corporation 141
Transport Authority 282
Women Development Corporation 56
Karnataka Vaibhava 621
Karnataki, Ameerbai 681
Karumbayya M.Puggera 624
Karunakaran K.S. 635
Karwar port 297
Karyappa A.C. 624
Kasaragod Venugopal 635
Kasaravalli Ravish 661
Kastu Puttasomaradya 610
Kasturi 621
Kasturi Na. 601
Kasturi Shankar 682
Katagi Shankar 603
Kateel Srinivasa Rao 695
Kathak Gurukula 687
Kathria, Chandraprabha 596
Katti,Sangeeta 675,677
Katti, Shivalingamma 600
Kattimani, Basavaraj 589
Kaujalagi, Hanumanta Rao 599
Kausar 634
Kaushik B.S.S 679
Kavale Caves 704
Kavitha Krishan 596,601
Kavita Shah 660
Kavya Jeevi 596
Kawali, Vasantha 598
Kayyara Kinhanna Rai 590,635
Kedambadi Jattappa Rai 600,28
Kedilaya A.S. 635
Kekoda Bellu 624
Keladi Shivappa Nayaka 706
Kemtur Doddanna Shetty 627
Ken School of Art 657
Kendra Sahitya Academy 629
Kendriya Vidyalayas 515
Kerala Kalamandalam 685
Keremene Mahabal Hegde 696
Karemane Shambu Hegde 696
Keremane Shivarama Hegde 695
Kerur D.L. 623
Kemmannu Ananda 696

Keppa Joga 726
Keshava Bhatta, T. 609
Keshava Bhatt 596
Keshavadev 635
Keshavaiah, K 654
Keshav Gurram 677
Keshava murthy H.L. 598
Keshava M. Kerkar 595
Keshavamurthy R.R. 672
Keshava Sharma, K. 593
Keshavalu 598
Kesribai 673-75
Khaleel Khawar 633
Khaleel Mamoon 633
Khalle Manzori 633
Khalid Sayeed 633
Khande Rao G.S. 649-50,59
Khandoba P.K. 617
Khare G.D. 640
Kidi 618
Kidiyur H.R. 623
Kiggal Aravinda 703
Killedar N.R. 640
Kiran 677
Kirana Gharana 675
Kirana Maestro 674
Kirana Gharana Maestro Abdul Karim Khan 678
Kitnaraaja Parasango 627
Kitturu, Ramachandra 596
Kittur Rani Channamma Residential School For Girls 514
Kodagu Festival 312
Kodagu Weekly 621
Kodava Kannada Nighantu 623
Kodandaram 672
Kodava Thak Parishat 623
Kodava Valaga 624
Kodbat Ramraya Kamath 630
Kodlakere, Chintamani 586
Kokatnur 714
Kokrebellur Bird Sanctuary 42
Kolara Patrika 622
Kolara Vani 622
Kolharkar, Saroja 677-78
Kolyuru Ramachandra 696
Komalanadu 622
Komal Kedaranath 586
Kombutappan Koda 624
Konandur Venkappa Gowda 598
Kondajji Basappa Scouts and Guides Training Centre 518
Konkan Railway Corporation 293
Konkani Dirvem 631
Koppar Susheela 623
Korada Narashima Rao 685
Korati Srinivasarao 588
Kosu Samputane 602
Kota Srinivasa Nayaka 601
Kota Vaikunta 696
Kothari D.D. 640
Kothari Vidya Chandra 656
Kotina S.S. 607
Kotresh M.N 594
Kottapalli Shekar 601
Kranti 622
Kranti Deepa 622
Kranti Doota 622
Krishi Vignaan Kendras 143,45,46
Krishan B. 591
Krishna Bhargava M. 558
Krishnabhatt 613
Krishna Chandra 633
Krishnachar H.R. 587
Krishna Jetty C.A. 660
Krishnagiri Ramachandra 679
Krishnagiri Krishana Rao 679
Krishnaiah M.H. 592,661
Krishan Jois K. 646
Krishna Jois S.N. 592
Krishna Kumar C.P. (CPK) 586, 90,92 93, 96,98, 604, 07, 12
Krishnamachar A.V. 672
Krishna Masadi 593
Krishna Muchandi 641
Krishnamurti 703
Krishnamurthy C. 673
Krishnamurthy Hanur 609
Krishna Moorthy K. Prof. 646
Krishnamurthy K.G. 693
Krishnamurthy M.N. 623
Krishan Murthy, Ma.Su. 600.02,05,07,44
Krishnamurthy S. 599
Krishnamurthy V.G. 605
Krishna Murthy V.N. 596
KrishnaMurty Y.N (YNK) 586,607,23
Krishnappa Reddy B. 611
Krishnappa S. 649
Krishnaraja Wodayer IV 673
Krishna Rao H.R. 601
Krishnarao Pandit 675
Krishna Rao U.S. 687
Krishnaraya Sha.Mam. 601
Krishna Setty C.S. 649,58
Krishna Setty 510,659
Krishna Shastry A.R. 591
Krishnaswamy C.C. 596
Krishnaswamy C.G. 691
Krishnamurthy Kavathur 693

Krishnaswamy, Pa. 647
Krishnaveni 688
Krishna Vattam 623
Krishanayya M.H. 592
K.S.F.C.S.C. Bangalore 265-66
K.S.R. Drama Company 689
Kudige,. K. Sreekanta 612
Kudlur Anand Shanbhag 632
Kudva V.S 620
Kuchipudi 685
Kudupi Vasudev Shenoy 631
Kudva V.S. 631,32
Kudkadi Vishwananth Rai 628
Kulakarni,Anantharao 673
Kulkarni, Chandregowda 606
Kulkarni Geeta 600
Kulkarni, Jayadeva 600
Kulkarni G.A. 640
Kulkarni K.S. 652
Kulkarni, Nalini 660
Kulkarni Ramesh 677
Kulkarni, Suresh 662
Kulkarni N.K. 623
Kulkarni R.H. 623
Kulkarni R.S. 679
Kulkarni R.V. 587
Kulkarni Sadananda 632
Kulkarni, Sukanya 703
Kulkarni, Sumanrao 677
Kulkarni Uma 640
Kulluchanda Chengappa 624
Kumar Das 677
Kumar D.S. 602
Kumar K. 688
Kumar N.S. 587
Kumar P.S. 658-9
Kumar Gandarva 668
Kumara Joshi 595
Kumarswamiji 674
Kumaraswamy K.S. 594
Kumara Venkanna 604
Kumbar, Basavaraj 596
Kumbar M.B. 649
Kumbar R.B. 650
Kumble Sunder Rao 696
Kumta 19
Kumta Govinda Naik 696
Kundapur Port 298
Kunjal Ramakrishna Hasyagar 696
Kunigal Nagabhushan 703
Kuppanda Usha 624
Kurchagi P.B. 660
Kurgal Virupakshappa 595
Kurtukoti Kirithinath 591,95,600
Kurudi Venkannachar 672
Kurov 631
Kuruva Basavaraju 610-11
Kushala D'Mello C. 623
Kushalappa B.A. 624
Kushalappa Gowda K. 604,07
Kusha Ponnappa M. 624
Kusnoor Chandrakanta 589,06,05,43,59
Kushtagi Vasanta 590
Kusumakar H. 623
Kuvempu 584-85,604 46,76,80
Kuvempu University 495,521
Kyasanur Forest Disease 543
Kyatanahalli Ramanna 605,614

L

Lakkappa Gouda H.J. 598
Lakkundi Festival 312
Lakshman Rao B.R. 586
Lakshman Telgavi 615
Lakshminarayana 643
Lakshminarayana N. 701
Lakshminarayana Bhatta N.S. 585,86,98,601,06
Lakshmanaswamy Mudaliar 620
Lakshminarayana Sangeeta Shala 679
Lakshmikeshava Sastry 679
Lakshmi Rajamani 685
Lalladevi 638
Lalita J.Rao 668
Lalitha Kala Mahavidhyalaya 657
Lallithamba B.Y. 644
Lalitha Nanjundaiah 679
Lalitha Nayak B.T. 586,89,603,04
Lalitha Sridharan 668
Lalitha Srinivasan 685,87
Lancy Pinto Nayak 630
Land Holding 121
Land Utilization in Karnataka 113,15
Langoolacharya 607
Langoti Siddanna 601
Languages 104,05
Lankesh P. 590,95,604,07,23,35,40,90,91
Lankesh Patrike 618
Large Mammals Census 43
Latif Khan 675
Law Graduates training 567
Laxmanachar M.S. 635
Laxminarayan B.G. 672
Laxminarayana M.B. 696
Lead Bank Scheme 239
Leather 215
Leela Ramanathan 686,87
Leela S.R. Dr. 601,46
Leelavathi H.R. 681

Legal Aid 434
Legal Aid Camps 434
Legal Aid (Matrimonial Cases) 434
Legal Literacy 434
Legislative Council 406
Length of Railways in Karnataka 294,95
Leprosy 542
Licencing of Drivers & Conductors 288
Life Insurance Corporation 243,469
List of all Endangered Species of Karnataka 24
List of Amphibians 20
List of Arjun Award Winners 112
List of Chief Secretaries 407
List of Notable Athletes and Sportsmen 111,12
Literacy 74,75
Literacy Campaign 378
Livestock & Poultry Population 176,77
Lobo A.T. 630,32
Local Audit Circles 480
Lock-ups 448
Lohar M.B 469
Lokadarshana 622
Lokadhwani 622
Lokashikshana Trust 620
Lokavani 622
Lokayukta 405
Lok Adalat 435
Lok Adalat camps 435
Lokesh 701
Lokamata 641
Louis Kannappa 631
Louis Mascarenhas 631
Louis M.Fernandes 602
Lower Palaeolithic Implements 58
Lowest annual rainfall 18
L.S.S. 601,02,604
Lushington Falls 726

M

Macchendranath 627
Machine Tools 241,16
Madan Dutt 602
Madmaalattu Madmaaye 627
Madar, Gauravva 682
Madhav B. 600
Madhavachar,V. 660
Madhava Tingalaya 627
Madhukumar 627
Madhu Machayya 624
Madtha William 628,30
Maestro Sheik 677
Magadi Project(1986) 547
Mahabala Bhandari 593
Mahadevappa 672
Mahadevaiah J.R. 599
Mahagaonkar Keshav 643
Mahalasa School of Art 657
Mahamad Aayaaz 623
Mahantaiah M.S. 596
Mahendra Prasad 592
Mahesh A.C. 624
Maheswaraiah H.M 597
Mahesh School of Acting 657
Maheswaraiah H.M 608,15
Mahila Mandals 527
Mailara Mahadevappa 62
Majumdar Narayan
Makkala Sahitya Academy 601
Makkala Sahitya Parishattu 601
Makutta 18
Malagi Keshava 590
Malagi Ra. Na. 602
Malagatti, Aravinda 589,603,15,59
Malagatti V.C 649
Malaria 540
Malashri 702
Malasetty, Basavaraja 600,97,98
Malali Vasantakumar 593
Maletira Dore Timmayya 624
Malathi A.P. 588
Malathi Pattanashetty 586,601
Malathi Sharma 682
Malnad Development Foundation 529
Malawad S.S. 598
Mallaradhya G.B. 600
Mallaradhya H.R 623
Malledevaru H.P. 600
Mallegauda K.S 601
Malleshvara 714
Malleshwaram Ladies Association 530
Malleshwaram Sangeetha Sabha 667
Mallika 588
Mallikadevi S. 628
Mallika Ganti 586
Mallikarjuna 610
Mallikarjun Mansoor Memorial Organisation 678
Malpe 298
Malpe Shankaranarayana Samaga 696
Manaja 604
Mandara Keshava Bhat 628
Manjata Kaapade 628
Manvantara 619
Manavika Karnataka 618
Mandagadde Bird Sanctuary 42
Mandal Panchayat Libraries 478
Mandavkar 641
Mandya Guddi 622
Mane Suresh 675

Mangala 619
Mangala Chi.Na. 598,601
Manglura Mitra 622
Maniyapanda Harish Nachappa 624
Manipal Academy of General Education 494,524
Mangala Jyothi 583
Mangala Jyothi Integrated School 515
Mangalore Chemicals & Fertilizers 140
Mangalore Club 111
Mangalore Exchange 245
Mangalore Port 298
Mangalore University 617,29
Mangroves 47
Mangrove Formations 21
Mani J.M.S. 649
Mani T.A.S. 666,72
Manje Khan 674
Manjeshwar Govinda Pai 630,31
Manjeswar, Tilaknath 628
Majjagi R.T. 600
Manju Bhargavi 686
Manjula Gururaj 682
Manjula Somayya P. 624
Manjunath Bhandary 695
Manjunath,Bombay 692
Manjunatha Bhatta M. 645
Manjunath,Ghatam 673
Manjunathan G.G 598
Manjusha Museum 534
Rev A. Manner 626
Mannur Venkanna 678
Manobhumi 622
Manohar Banne 640
Manohar Kalkundrikar 641
Manoli S.S. 650
Mansoor Mallikarjuna 599,606,73,74,76
Mansur Rajashekar 675,78
Mantri Jayawant 641
Mandepanda Somayya 624
Marathe K.B. 640
Maravante Narasimhadas 696
Mardani 619
Mariappa Achar 696
Margaprabha 622
Marine Fisheries 182,86
Marishamachar N. 600,50,58
Markandapuram Srinivasa 628
Market Intelligence 259
Marthanda Vijaya 687
Marulasiddappa K. 591,97
Master Anand 703
Master Hirannaiah 596
Masti Venkatesh Iyengar 584,85,94,95,679,82
Masu 643
Mathura Dixit 677
Matoshri Manekbai Kothari College of Visual Art 655
Mattigatti,Panchakshari 675
Mattar Vittal Kini 630
Mavinakere Ranganathan 588,605
Mavinakuli Jayaprakash 586
Mayanna 699
Mayamaya 687
Maya Rao 686
Mayura 620
Mazharuddin Samad Shahid 634
Md. Quasim Pyare 634
Medical Graduates 550
Medical Plants Conservation Reserves 41
Megaravalli Murthi 623
Meen Noon Sayeed 633
Meenakshi S. 687
Meenakshi Sundaram Pillai 686
Meera M.J. 685
Meer Mohamood Hussain 634
Meera Gundi 675
Meghadoot Award 307
Mekedatu 312
Melkote Sanskrit College 579
Metallurgical Industries 213,15
Mina Kodlakere 624
Mini Hydel Schemes 229
Minajigi Art Gallery 652
Mira Ugra 602
Miss Sampath 589
Mitra Aa.Ra. 590,600
Mitralaya High School,Bangalore 514
Mitramandali 632
Mittu B.M. 624
Mityanarayana Kate 627
Mizar Annappa Hasyagar 696
Mobile Fair Price Shops 266
Modak B.R. 641
Modak N.G. 676
Modi Dr. 559
Modi Touring Eye Hospital 559
Mudenur Sanganna 616
Model Education Centre 530
Moily Veerappa 64,587,88,95
Mogalli Ganesha 605
Mohammed B.G. 649
Mohan G.S. 637
Mohan Bhandari 632
Mohan Vernekar 593
Mohini Attam 685
Moidin M. 624
Monappa 660

Money Lenders 239,41
Morab, Keshava 596
More M.C.K 650
More Mahadeva 640
Moogoobai 674
Moorthi K.N. 623
Motor Vehicles 284,85
Mounted Police 447
Mrityunjaya 674
Mruthunjayachar N.R 650
Mubarak Ali 675
Mudaliar R.K 642
Muddanna Manzar 633
Mudaliar Srinivasa 688
Muddanna K. 642
Mudenuru Sanganna 692
Mogali R.S. 586,600
Mukkatira Karyappa 623
Mukta C.N. 588
Mukunda Joshi 595
Mulla Abdul Ghani 633
Mulberry Cultivation 209
Mulla M.R. 603
Mulluru 715
Muktayakka 603
Mukundaraj 586
Mulki Pavanje Estuary 21
Mullora M.Ayyappa 624
Mumtaz Begam 594
Mundasi Devadas Pai 630
Mungaru 620
Munirathnam R. 672
Muniswamy 648
Munjavu 622
Munnade 622
Muneer Nagesh Bandi Kotari 633
Murali 660
Mudreshwara 717
Murthy A.S. 661,690
Murugabhupathy 667
Murugharajendra Arts School 657
Murthy Bhimasena Rao 599
Murthy Ma. Na. 589
Murthy Rao A. N. 591,601,07
Murthy V.V.N. 637
Mustaq Hussain 675
Muthaiah Bhagavatar 670
Muttanna B.M. 624
Muttanna K.K. 649
Muttanna I.M 623
Muthappa M.K. 650
Mutyalamaduvu 718
Mytahalli Revanna 609,11
Mysore Ananthaswamy 681
Mysore Acts Council 659
Mysore Association (of Bombay) 692
Mysore Hindi Prachara Parishad 516
Mysore Hindi Prachar Parishad Patrika 516
Mysore Race Club 110
Mysore Representative Assembly 619
Mysore Sales International Ltd 264
Mysore University 60,264

N

Nachiketa Sharma 675
Nachappa C. 624
Nachappa M.H. 624
Nachimuthu K. 647
Na.De. Souza 588,606
Nadakarni, Aravind 586,604
Nadakarni, Sundara 586
Nadgauda, Mudhukar 641
Nadghar Shanthi Bai 630
Nadiga Sumateendra 594,85,86,601
Nadiga S.K. 623
Nadigar 676
Nadoja 622
Nadunudi 622
Nagabharana 690,91
Nagabhushana Shastri 601
Nagabhushana Swamy 590,91
Nagalingachar K 649,700
Nagalotimatha S.G. 606
Nagamangala Hombaiah 699
Nagamani Nagaraja 672
Nagamani Srinath 672
Nagamani S.Rao 623
Nagananda 589
Naganath Wodeyar 676
Nagaraja 692
Nagaraj B.L. 596
Nagaraj D.R. 590,97,603
Nagaraj Ki.Ram. 691
Nagaraj My.Na. 598
Nagaraj S. 596
Naragajan K.S. 645
Nagarajappa K.G. 591,605
Nagaraja Rao C.K 598
Nararaja Rao M.V. 601
Nagaraja Rao M. 623
Nagaraja Shetty 601,06
Nagaraja Setty T.S. 602
Nagaraju B.V 605
Nagaraju H.S 649
Nagarathna T.V. 591
Nagarhole National Park 39
Nagaravarte 622

Nagarika 622
Nagatihalli Chandrashekhar 589,94,703
Nagavar, Kalegowda 593,94,605,14
Nagavarma 636
Nagegowda H.C. 595,606
Nagendrappa M.V. 672
Nagesh H.V. 593,606
Nagesh R. 690
Nagesha Rao S. 679
Naguvanahalli Ratna 615
Naik Narasihmha 682
Nair K.K. 635
Naik K.K. 635
Nakod, Balchandra 677
Nakod, Raghunath 676,77
Nakod Arjunsa 674,76
Nakod Vishwanath 676
Nalini M.B. 608
Nambargi Vadiraja 677
Nambiar, Balan 653
Nandavara, Vamana 628
Nandini Gundu Rao Dr. 643
Nandini Ishwar 688
Nanjanagudu 636
Nanjanna K.S 591
Nanjunda Ganapati.K. 645
Nanjundappa B. 697
Nanjunda Rao M.S. 649,50,59
Nanjunda Shastri 623
Narada Bhaktisutra 630
Naragundkar S.B. 594
Narahalli Balasubrhamanya 593
Naranappa 672
Narasaiah K. 703
Narasamangala 718
Narasappa Bhagavata 699
Narasimhachar P.T. 585,86,87,607
Narasimhachar S. 649
Narasimhachar T.B. 600
Narashimalu Vadivati 678
Narasimha Murthy A.V.Dr. 598
Narasimhamurthy M.S. 607
Narasimha Nayak K. 632
Narasimha Swamy K.S. 580,85,682
Narasimahan A.L. 649,50,58
Narasimhan T.N 690
Narasimhan K.B. 598
Naarasimaiah H.Dr. 607
Narayan Bhat 688
Narayan B.R. 643,44
Narayana G. 623,80
Narayan H.K. 682
Narayana K.V 591,97
Narayana P.V. Dr. 588,91,93,97
Narayana T. 638
Narayana Kumar 696
Narayana Pai M 632
Narayana Prabhu P. 630,31
Narayana Rao(Delhi) 692
Narayana Rao G.T. 602,06
Narayana Rao V.S. 600,06
Narayana Reddy C. 638
Narayana Setty K.(N.S.Kille) 627
Narayana Swamy G. 623
Narayana Sastry H.V. 645,46
Narayana Shetty S. 604
Narayanaswamy Bhagavatar 607
Narayanswamy K. 637
Narmada 687
Naseer Ahmed 633
Natarajan 648
Nataraja Sharma 650
Nataraj Ramakrishna 685
Nathan Khan 673
National Aero-Space Laboratory 525
National Agricultural Extension Project 143
National Agricultural Research Programme (NARP) 143
National Art Exhibition 654
National Association for the Blind 383
National Book Trust 635
N.C.C. 518
National Coaching Camps 108
National Council of Applied Economic and Reasearch 297
National Demonstration Scheme 144,46
National Employment Service 352
National Education Society of Karnataka 527
National Education Society, Shimoga 527
National Environmental Engineering Research Institute 545
National Fish Seed Production Programme 371
National Foremanship Training Institute 567
National Grid of Rural Godowns(NGRG) 267
National Highways 270
National Institute of Advanced Studies(NIAS) 525
National Institute of Engineering Mysore 531
National Law School of India University 522
National Parks 41
National permits 289
National Project on Development of Fertilizer 140
National Remote Sensing Agency Hyderabad 185
National School of Drama New Delhi 643
National Seeds Corporation 141

National Sports Talent Contest (NSTC) 108
Natya Institute of Kathak and Choreography 686
Natya Sangh Theatre Centre 686
Natya Sarawati 686
National Wasteland Development Board 371
Navabharatha 620
Navada A.V.M. 591,605,14,28
Navada Gayathri 609
Navada Kalinga 694
Navagirinanda 603
Nava Karnataka Publications 594
Navalabha Shankar 650
Navaligimath Asha 674
Navanadu 622
Navaraspur Pattadakal festival 312
Navashakti 622
Navanagarika 622
Navayuga 627
Navika 622
Navilutirtha 719
Navodaya School 585
Navu Neevu 619
Navya School 585
Nayak G. 589
Nayak G.M. 604,05
Nayak Ha.Ma. 590,98,99,604,05,19
Nayak V.G. 586,650
Nayak N.R. 608,09,13
Nayak P.R. 649
Nazareth S. 631
Nedle Narasimha Bhat 696
Nedungaadi T.M.P. 602
Neeladevi 588
Neela M.S 659
Neela Sathyanarayana 642
Nee Naa Sam 584,85,690,92
Neginal M.B 605
Nehru Rozgar Yojana 396,467,
Nelligere Timmappachar 699
Nellisara Basavaraja 610,13
Neem Iqbal 633
Nemichandra 598
Net National Product (NNP) 318
Netravathi Gurpur Estuary 21
New Faces of Modern Art 654
New Industrial Policy(1993) 197
New Mangalore Port 299
Nidugundi Bhimarao 677
Night Post offices 307
Nijalingappa S. 63,599
Nikumba K.B. 640
Nilgiri Biosphere Reserve 43
Nilkanta Buva 674,75
Nilambari 603
Ninjur Vyasrao 590,604
Nirata Niranta 692
Nirmala Raj 598
Nirupama 639
Nisar Ahamad K.S. 586,604,06,07
Nisargapriya 697
Non-Food Crops 129
North-East Monsoon 17
Nisargapriya 596
NMKRV College for Women 534
Nooruddin M 634
Notaries 424
Nripathunga 622
Nrityagrama 665,87
NSS Scheme 241
Nudi Bharathi 622
Nugadone Amaresh 605

O

Observation Home 571
Octroi 465,66
Occupational Institute 567
Odapu 611
Odissi 685
Official Receivers 424
O Konkani 631
Oil Seeds Growers Co-Operative Soceties (OGCS) 147.48
Old Age Pension Scheme 580
Onkaraiah Gou.Ru. 602
Omkarnath 674
Om Prakash 657
Onion Varieties 150
Oriental Research Institute 525
O.R.D.S 454
Other Language Examination 502,07

P

Paaddanagalu 628
Padaki 677-78
Padaru Mahabaleshawar Bhatta 594
Padmabhushan Awards 585
Padi 719
Paddayya 56
Padyana Ganapathi Bhat 696
Padma Bhushana 654
Padma J.K.R. 589
Padmacharan 681
Padmaja K.R. 589,602,639
Padmanabha Kekunaya K. 628
Padmanabha Sharma D. 604
Padmini Rao 687

Padre Chandu 696
Padukone Ramananda 589
Palaghat Raghu 667
Palakala Sitarama Bhatta 602
Pallavi Chandrappa 673
Palthadi Ramakrishan Achar 628
Pampa Prasasti 474,584,604
Panchkadayi 630,31
Panchakshari Gavai 673,69,674-6,678
Panchal B.M. 650
Panchamukhi R.S. 720
Panchappa K. 650
Panchayati Raj 452,455,641
Pandit Awalikar 640
Pandit S.M. 650
Panditaradhya 613
Pandurangi K.T. 645
Pandey, Hariprasad 642
Panditaradhya Shivacharya Swami 592
Pandurangashram Swami 630
Pangire Satalingappa 61
Paniyadi, S.U. 626
Panje Mangesh Rao 601
Pankaja A. 588
Pankaja N. 588
Pankaja S 588
Pantalu 689
Paraddi Mallikarjuna 645
Paragi V. Anasuya 605
Paramashivaiah J.S. 614,97
Parameshwarachar C. 650
Parameswarayya B. 627
Parveen Banu Farouqhi 642
Parsi Company 688
Parulekar Prakash 641
Parthasarathy C.R. 595
Parvatavani 596
Parvati H.S. 588,94,624
Passport office 304
Patawardhan Vinayakrao 674
Panikar Jaishree 677
Patthar A.D. 649
Pathak, Brijesh 649
Pathak B.D.P. 677
Pathak H.S. 646
Pathology Museum,Belgaum 535
Pathology Museum, Bijapur 534
Pathar A.D 659
Pathar V. 650
Patil A.V. 675
Patil Basavaraja 588
Patil Chandrashekara 586,603-4,19,90,91
Patil Chokkamurthy 587
Patil K.F 599
Patil K.H. 620
Patil M.B. 650
Patil M.B (of Raichur) 692
Patil Puttappa 600,20,23
Patil Ramachandra 602
Patil Sagardatt 650,59
Patil Shankar 662
Patil Shivaji 641
Patil S.P. 594
Patil S.C. 662
Patil Tukaram 640
Patil U.B. 623
Patil Veerendra 63,64
Patil Vittal 696
Patil V.K. 650
Patrika Academy 413
Patrot Satyananda 596
Pattabi 637
Pattanashetty, Hema 598,638
Pattanashetty, Siddalinga 591,98 606,42
Pattar Kalidasa 649
Patvardhan M.G. 676
Paul Sudarshan 703
Pavanan 647,48
Pavanje N.J. 652,54
Pavitra Vanas 40-41
Pawar Chandni 649
Pawn Brokers 241
Pay Scales to State Government Employees 344-5
Pazban and Sultan 662
Pension to Freedom Fighters 560
People's Education Trust, Mandya 527
People's Housing Scheme 381
People's Participation Programme 279
Per Capita Expenditure on selected items 331
Per Capita Income 330
Percussion Art Centre 667
Periera L.D 623
Periodic Traffic Census 272
Periyar E.V.R. 647
Perla Krishna Bhat 696
Perumal V. 648
Peter J. Claus 628
Peter Lewis 649
Peter Juvaun 631
Pharmaceutical and Cosmetic Manufacturing concerns 556
Pharmacy Colleges 554
Physical Education Examination 500,06,10
Pichalli Srinivasa 682
Piriya Chengalva 707
Pitre Vakil 673
Plantation & Spice Crop 156-57,160

Plastic Card Driving Licences 283
Pochvale Rajbhayya 675
Police Computer Unit 440
Police Motor Transport Organisation 440
Police News 619
Police Statistics 443-45
Police Training 440
Police Wireless Unit 440
Political Pension 581
Pollution Control 376
Ponnappa B.M. 624
Ponnappa B.B. 624
PoojarV.G. 591
Poornachandra Tejaswi 588,89,03,05,07
Poonacha C.M. 599
Poongavanam K. 648
Poonnarasan 647
Poorna Prajna Vidyapeeta 646
Poovaiah U.M. 623
Population Age Group 72
Population Density 65,70-71
Population District Variation 68-69
Population Growth 67
Population of the state 65
Population Sex Ratio 69
Popuri Raja Rao 650
Ports and Light Houses 375
Postal Life Insurance 245
Postal Services 305
Potential Fishing Zone (PFZ) 185
Pottekkal S.K. 635
Potturu Vijayalakshmi 637
Poverty Alleviation Programme 391
Power 375
Prabhakar Bhandary 696
Prabhakara Joshy 616,96
Prabhakar Rao (of Delhi) 692
Prabhakar Shisila 587,98
Prabhath Kalavidaru 692
Prabhavathi 687
Prabhu M.S.K. 595
Prabhu N.V. 630,31
Prabhu U.R. 630,631
Prabhuddha Karnataka 618
Prabhushankar T.G 590,600,04,06,42,43-44
Prachandavani 622
Pradeep Kumar N.S. 650
Pragathi Prakashana 631
Pradhana Gurudatt 605
Prahlada Rao K. 598
Prajapragati 622
Prajavani 593,620
Prakash A.M. 650
Prakash G. 602
Prakasha Sahitya 603
Prakash S.H. 587
Pralaykalamath Asha 674
Prapancha 620
Prasad L.V. 702
Prasad,Prabhu 641
Prasanna 595,98,605,90
Prasanna K.R.S. 602,688
Pratapasimha H.V. 650
Pratibha 603
Pratibha Mallaiah 660
Pratibha Nandakumar 587
Pratibha Prahlad 685,687
Pratinidhi 622
Pravin 677
Prayoga Ranga 693
Pre-Examination Training Centres 480
Prema Rangappa 649
Pre Paid Taxi Services 290
President's Rule 63-64
Pre-University Education 379
Prevention of Air Pollution 283
Primary Agriculture and Rural Development Banks 455
Primary Agricultural Credit Societies 253
Primary Co-Op. Agricultural and Rural Development Banks 253
Priya 622
Priyatama 595
Prof. B.C. 595,97
Projected Demand Supply 332
Protective Home 571
Protima Gouri 687
Public 622
Public Telephones 308
P.U.C. Examinations 519-21
Pukunha B. 624
Pulakere Sitaram Bhatta 602
Pulingoth 18,19
Puliyanda Sumi 624
Pulikeshi K.V. 590,602
Pundikay Ganapaiah Bhat 606
Punekar Shankara Mokashi 589,95,96,03,604
Punichittaya P.S. 649,50
Punit A.V. 606
Punje Purushottama 627
Punav Publication 631
Puppet Troupes 695
Purandhare 677
Puranik Anita 674
Puranik D.B. 587
Puranik D.V. 594
Puranik, Hayavadana 646
Puranik, Siddaiah 586,603

Purichittaya P.V. 635
Purnima Ashok 687
Purnima Bhat 675
Purohit, Mandakini 590
Purushottam C.G. 646
Pushpa Krishnamurthy 688
Pushpamala N. 649,50,653-54
Pustaka Mahiti 593
Pustaka Puravani 593
Puttana Chetty 662
Puttana Kanagal Award 584
Puttaraja Gavai 674
Puttaswamaiah B. 598,689
Puttur 18
Puttur Narayana Hegde 695

Q

Qasimul Akhbar 634
Qureshi, Khumar 633
Qureshi Rahi 633,34

R

Radha 687
Radhadevi H.G. 588-89
Radhakrishna T.R. 594,600
Radhakrishna B.P. 606
Radhakrishnamurthy 643
Radhey Shyam 642
Rafique Khan 677
Raghava T.G. 589
Raghavan S 635
Raghavendra H.S 592
Raghavendra Rao 587
Ramanath B.G. 68
Raghavendra Rao M.R. 606
Raghavendra Rao M 679-80
Raghunandan 507,693
Raghupathy Bhatt 649
Raghurama Shetty 620,23
Raghusuta 589,601
Raghunatha S 638,39
Rahat Khan 673
Rahmat Khan 677
Rahman Khan Sangeet Pracharak Samiti 678
Rai K.K. 586
Raichurvani 622
Raikar R.G. 649
Railways 291-93
Railway Police 440
Railway Stations 294
Rainfall deficit areas 17
Rainfall Intensities 19
Rainfall patterns 17
Raja Chandar 638
Rajadhyaksha 640,41
Rajagopal C.V. 623
Rajagopal Y.K. 623
Rajagopalacharya M. 598
Rajguru, Basavaraj 673-76,78
Rajamarga 622
Rajguru Pratishtan 677
Rajakesari 672
Rajakumar 584
Rajan S.R. 623
Rajappa T.S. 609
Raja Rao 690
Rajarathnam G.P. 601
Rajashekara P.K. 612
Rajegowda Ha.Ka. 596
Rajendra D.K. 605,613,697
Rajeshwaraiah M. 644
Rajeshwari D 637
Rajiv Bharadwaj 596
Rajoor Veeranna 596-7,611
Raju Patrike 619
Rajyotsava award 476
Raki Gupta 642
Rakno 631
Rallapalli Ananthakrishna Sharma 599,636,38
Rama M. 628,35
Rama Bhatta B. 646
Ramachandra C.M. 623
Ramachandra C.S. 615
Ramachandra H.K. 650
Ramachandra M. 598
Ramachandrachar D.B. 599
Ramachandra Deva 594
Ramachandra Hegde 677
Ramachandra Gowda H.S. 614-5,35
Ramachandrappa B.S. 650
Ramachandra Sharma 585-86,94,604
Ramachandra Rao S.K. 613,49,59
Ramachar H.P. 667
Ramdas B. 590
Ramdasappa 672
Ramadevamma S.K. 606
Ramaiah M. R. 606
Ramaiah M.S. 662
Rama Kirodiyan 627
Ramananda Churya 627,32
Ramakrishna G. 600
Ramakrishna Ashram 565
Ramakrishnabuva Vaze 674
Ramakrishna Sastry 679
Ramakrishna Shastry Pa. 601
Ramamani R.A. 672
Ramamurthy 623
Ramamurthy B.V. 650
Ramamurthy M. 650

Ramanarasaiah H. 651
Ramanath, B.C. 682
Ramanatha H.K. 616
Ramani B.S. 600
Ramanagaram Prasanna 602
Ramanna A. 623
Ramanujam P.S. 586,,95,605
Ramanujan A.K. 585-86,604
Ramaprasad S. 603
Ramaradhya 679
Ramaradhya H.M 612
Ramarao Naik 668
Rama Rao T.K. 589,593
Ramaswamy K.K. 679
Ramaswamy S.R. 606
Ramaswamy T. L. 623
Ramaswamy Iyengar S. 644
Ramatirtha 721
Ramayya Rai A. 696
Ramayyangar H.J. 605
Rambhau Kundgolkar 674
Ramegowda 590,607,12
Ramesh Acharya 696
Ramesh B.G. 598,601
Ramesh K.V. 398
Ramesh Nayak S. 589
Ramesh Rao U. 649-50
Ramesh Shipurkar 640
Ramkumar 640
Ramoo 688
Ramu M.H. 650
Ramzan Darga 581,87,95,603
Rangabhoomi 692
Ranagana 622
Ranganath H.K. 598
Ranganathan V.V. 672
Ranganatha Rao G.P. 596
Ranganath Sharma N. 644-46
Ranga Niranthara 693
Ranganna S.V. 679
Rangappa K.S. 602
Rangasampada 691
Rangashri 685
Rangayana (of Mysore) 692
Ranidae Family 20
Ranjana Bhatta 586,599,605
Ranajit Desai 640
Rao K.N. 630
Rao K.S. 653
Rao P.S. 627,652
Rao Bahadur Talmakki 631
Rasika Puttige 601
Rashmat Khan 677
Rashtrabandhu 622
Rashtrakavi Govinda Pai Samshodhana Kendra 526,628
Rashtra Veer 641
Rashtreeya Vidyalaya-Institute of Sanskrit Studies 646
Rashtrotthana Parishat 602
Rasloon Bai 675
Rate of inflation 333
Rathabeedi Geleyaru 692
Ratnakaran Shankaranarayana Raju 636
Ratna Kumar 628
Ratna N. 690
Ratnamala Prakash 682
Ratna Supriya 687
Ratnavali Company 688
Ravi 622
Ravi Artistes 690
Ravi Belegere 588
Ravichandran 701
Ravichandran 647
Ravi K.V. 628
Ravindra Kala Niketan 657
Ravi Kiran 672
Ravi Kumar K. 650
Ravishankar Rao 660
Ravivarma 650
Raz Imtiaz 633
Raziya D.B. 587
Reddy C.G.K. 623
Reddy C.R. 636
Reddy P.T. 652
Regional Resources Centre for Folk Performing Arts, Udupi 617,97
Regional Vocational Training Institute for Women 531
Regional Research Advisory Council 143
Regional Research Formulation Committees 143
Regional Rural Banks 238
Rego L.X. 631
Regulated Markets 257-58
Rehabilitation of Devadasis 384
Rekha Madappa 624
Rekha Nanjundeswar 685
Rekha Rao 688
Religion 102-03
Renuka 593
Residential Labourer 359
Residential Hotel Workers Wages 347
Retail outlets 266
Revanna S. 642
Revanasiddeshwara Arts School at Hoovina Hippargi 657
Revathi Narasimhan 687

Rev. H. Gundirt 635
Rev J. Brighel 126
Rhacophoridas Family 20
Rhizophora-Bruguiera 21
Riddles 611
Ring Road Alignment 282
Risbud, Saraswati 606
Rita B. 624
Road Accidents 291
Road Development(Surfaced & Unsurfaced) 273
Road Development Plan 274
Roads and Bridges 376
Road Development Plan 271
Road length Statistics 274
Road Traffic Census 274
Robert Hovell James 59
Rodrigues G.M.B. 632
Rodrigues J.M. 631
Rohini Deshpande 675,77
Roshanali 675
Royal School of Art London 657
Rubber goods 218
Rubber tapping 39
Rudrapatnam Bros 672
Rudramurthy Shastri 588
Rukkamma 601
Rumale Channabasavaiah 649
Rural Development and Panchayat Raj Programmes 372
Rural Electrification Programme 227
Rural Godowns 140
Rural Housing Schemes 381
Rural population 88-91
Rural Roads Programme 278

S

Sabarad Basavaraj 586,93,603
Sabarad Jayashri 587
Sabir Shah Abadi 633
Sachidevi 672
Sadara, Basavaraja 593
Sadasivam 648
Sadashiva Rao 670
Sadbodha Chandrike 621
Sadhana Rural Development Trust 583
Sadhane 618
Safaris Park (Lion & Tiger) 44
Sagara Sandesha 622
Sagar S.M 623
Sahajananda 630
Saharumud 633
Sahitya Parishat 679
Sahitya Sammelana 679
Sahyadri 622
Sahu Amrit 650
Saji Hameed 633
Sajjan V.V. 595
Salamathi 634
Salar 622
Saldhanha V.J.P. 630,32
Saleem Tammannai 634
Salimani Annaraya 602
Sali M. Somashekara 649,50
Sales Tax 420
Sallak Publication 631
Salvadore A. Saldhanha 631
Samaga Ba. 594
Samaga M. L. 696
Samaga Ramadas 696
Samaja Vikasa 622
Samajavira 622
Samaradarshi 622
Samant Madhukar 64
Samathanto(of Mysore) 692
Samatola 622
Samooha Shilpa 653
Sampathkumaracharya 606,46
Sampath, Miss 639
Samsa 690
Samudaya 692
Samyojitha 658
Samyukta Karnataka 620
Sanadi B.A 586,93
Sanadi Srimathi Leela 649
Sanadi Leela Tyagi 649
Sandesh 631
Sandhya Joshi 589
Sandhya Reddy K.R. 580,97,616
Sangeeta Nritya Academy 671
Sangita Bharati 678
Sanikoppa B.M 601
Sanje Vani 620
Sanjiva Shetty 592,94
Sanjiva Suvarna B. 696
Sankayya Bhagavat 626
Sanket 619,92,701
Sankramana 619
Sannaiah B.S 590,607
Sannakki Ninganna 595,601
Sannarama 611
Sannati 58, 59,721
Sanskrit College Mysore 579
Santaraj 652
Santhebennur Project 547
Saragu Krishna Murthy 642,44
Sarah Abubakar 590,603,04,35

Sarapure M.B 597
Saraswath 631
Saraswati Gana Sabha 667
Saraswathi Prabha 621,32
SARC 652
Sardar Ayaz 633
Sardar Venkataramayya 599
Saroja B.S. 609
Saroja K. 606
Sarojamma M. S. 596
Saroja Narayana Rao 602
Sarvamangala Chi. 604
Sasnur, Vijay 588
Sastreeya Sangita Vidyalaya 678
Sastri Basavappa 688
Sastry B.V.K. 649,50
Sathe. V.S. 640
Sati Kamale 627
Satya G.K. 649,59
Satyakama 594,604,22
Satyamurthy B.G. 595
Sathyanarayana K. 604,23
Sathyanarayana Sastry H.V. 646
Sathyanarayana S. 605
Sathyanath T.S. 615
Satyavadi T.S. 672
Satish Bopayya C. 624
Satti 722
Satya Sai Loka Seva Trust 528
Savai Gandharva 673-76
Savai Gandharva Utsav 678
Savadatti Sangameshwara 596
Savadi 723
Savalagi Shivalinga Mahayogi 609
Savitha Nagabhushana 586,604
Savitri 632,49
Sawant V.A 641
Sawant Rajabhau 641
Sayisute 588
Scheduled Castes & Scheduled Tribes Development Corporation 577
Scheduled Castes 96,98-100
Scheduled Commercial Banks 236
Scheduled Commercial Bank Branches 237
Scheduled Tribes Population 97,101,02,563
Scheme for Single Working Women 467
Scheme of Pension to Destitute Widows 573
School of Art Dharwad 657
Schools and Pupils 497
School Health Programme 545
Science and Technology 377
Scultpure Sheds 533
S.D.M.College of Engineering 663
Sectorwise Employment 356
Sediyappu Krishnabhatta 605
Seeds farms 141,43
Seed Testing Laboratories 141
Seemantini Niranjana 601
Seeta Sharan Sharma 642
Seetharama Shasthri N.S. 623
Seetharama Sastry K.R. 584
Seetharaman K.V. 650
Self-Employment Promotion Special Cells 352
Self-Employment Scheme 393,577
Semi-Nomadic Tribes 569
Sericulture 208,375
Seshadri Gavai 674
Seshadri Sharma 637
Seshagiri Keshava Prabhu 630
Seshagiri Rao L.S. 591,600
Seshappa M.S. 618,72
Seshendra 637
Settar, Ashok 604
Sevak 631
Seva Namiraja Malla 599
Seventh Plan 365,66,68
Shadaksharappa M.N. 623
Shafique Khan 677
Shakti 622
Shakti Nagar 724
Shakuntala 686
Shamanta 606
Shankutalabai Panduranga Rao 679
Shamarao K. 623
Shama Rao T.S. 598,607
Shama Sundara 588
Shamasundar B. 594
Shamasundar B.S. 595
Shamasundara Rao D.K. 607
Shambu Maharaj 686
Shanbhag M.M. 630,31
Shankar C.V. 624
Shankar D.A. 580,90,96
Shankar Nag 644,692,701
Shankara Narayana Bhat P. 696
Shankaranarayanacharya S. 649
Shankaranarayanan G. 589
Shankaranarayana Rao H.S. 597
Shankaranaryana Rao N.P. 606
Shankaranarayana R. 679
Shankaranarayan Ti. Nam. 597,615
Shankar Ramani 640
Shankarappa C. 62
Shankaregowda K.V. 596
Shankar Sheth 643
Shanmugasundaram S. 647
Shanta K. 591
Shantadevi Malawad 601

Shanta Nagaraj 588
Shantarasa 586,94,604
Shantaram Hedge 677
Shantha Rao 686,87
Shantala Lalith Kala Shala, Hassan 657
Shanti Nayak 610,11
Shanti Thimmayya K. 624
Shanubhogue, Shankar 686
Sharadamani Devi 599
Sharada Patil 659
Sharada Prasad 635,34
Sharma K.S. 596
Sharma M. J. 598
Sharma Nataraj 650
Shasana 622
Shashanka 672
Shashidhar 650,72
Shashidhara, Viswamitra 605
Shashwathi 534
Shastri P.V. 605
Shaukat Bangalore 633
Sheela 687
Sheela M.S. 672
Sheela Gowda 649,50,57,58
Shekar V.R.C. 660
Shekar K. 627
Sheni Gopalakrishan Bhat 696
Shenoy Gopala 654
Shenoy G.S. 649,58
Sheshadri Gavai 669
Sheshanarayana 604
Shesha Shastri R. 597,600
Shet B.S. 597
Shettar, S. 649,50
Shetty A.N. 627
Shetty C. Srikant 650
Shetty V. 627
Shetty V.R. 651
Shilpakala Prtishthana 659
Shilpa Sindhoor 663
Shilpi G.D. Mayacharya 650
Shilpi Nagalingacharya 650
Shilpi V.Nagaraj 649
Shilpi Siddalingaiah 654
Shilpi Somanna Siddappa 649
Shiriyar Manju Nayak 695
Shiroratna 622
Shiroor hole estuary 21
Shirur B.V. 607,17
Shivakumar M. 606,07
Shivakumaraswamy C.S. 591
Shivalingegowda S.T. 699
Shivamogga Subbanna 682
Shivamogga Times 622
Shivananda 593
Shivananda G.V. 690
Shivananda Rao 589
Shivanarayana K. 593
Shivaprakash H.S. 585,86,96,603,04,05,06,91,92
Shivaprasad K.T. 659
Shivaram Jogi 696
Shivaramu 601
Shivaram M.(Ra.Shi) 601
Shivarudrappa G. S 586,91,603,04,38,73
Shivarudrappa L. 598
Shivatarak K.B 55
Shivayoga Mandira 674
Sholapurkar M.V 649
Shoodra Srinivas 592,95
Shravanabelagola 62,313
Shridharachar 649
Shri Ranga 592
Shrinivasa P.K. 623
Shrinivasaiah R.V. 592
Shringar Nagaraj 701
Shubha Bhatt 660
Shushursha Health Scheme 558
Shyama Sundar S. 650
Shyamanur Revanasiddappa 699
Shyamaprakash B.K. 688
Shyamasundar 649
Siddalingachari S.V. 649
Siddalingaiah 585,93
Siddalingaiah C. 650
Siddalingayya G.S. 587,603
Siddanakolla 724
Siddaramiah Mathapathi 675
Siddeshwara Kala Mandira Bijapur 657
Silk Production 212
Simpi Linganna 594,602
Simpi Veerendra 599
Singeetham Sreenivasa Rao 701
Simha C.R. 690,92
Simha H.C.N. 689
Sindagi Rajashekar 605
Sindhoor G. Vijay 649,50,53,58,
Sindhuvalli Ananantha Murthy 596,690
Singh M.B. 619,623
Single Digit Daily Lotterry 264
Sir A. Ramaswamy Mudaliar 620
Sir Mirza M. Ismail 619
Sir Siddappa Kambli 600
Sisu Sangamesh 601
Sishunal Sharief 682
Sitanur Mohan 658
Sitaram Kulal 627,28
Sitaram T.N. 596,605
Sitaramaiah K. 638

Sitaramaiah M.V. 591,600,01,06
Sitaramaiah V. 589,601
Sita Sashidhar 688
Sitaram T.N. 692
Skandhas 626
Sloth Bear Sanctury 44
Slum Board 469
Slum Clearance Scheme 469
Small Scale Industrial Units 188
Small Scale Industries 190,98
Smita Kariappa 650
Snehaprabha 685
Soaps and Cosmetics 215,18
Social Forestry Circles & Divisions 32
Social Security & Welfare 383
Social Service Complex 481
Society of the Sisters of St. Jospeh of Tarbes 529
Sogadu 622
Sogal 725
Sohan 686
Solabakkanavar 697
Somashekar Rao 703
Somasundaram 682
Somayaji V.Y.S. 638
Sonal Mansingh 687
Soofi F.M. 650
Soogoor Y.M 649,50
Soraba, Venugopala 586,88,99
Sosale Seshagiridas 672
Sounds of Coorg 624
Sources of Irrigation 163
South Kanara Art Council 659
Spark 107
Special Area Programme 396
Special Component Plan 479,564
Special Foodgrains Production Porgramme (SFPP) 141
Special Institution 579
Special Nutrition Programme 572
Speed Post Centres 306
Sports Authority of India 108
Sports Council of Karnataka 112
Sports Promotion and Development Co-operative Ltd (SPOCO) 107,08
Sri Bhaagavat 626
Shri Basaveshwar Vidya Vardhaka Sangha, Bogalkot 527
Shri Jayanthi Vidyavardhaka Sangha Banavasi 530
Sri Bidreyamma Mudalapaya Yakshagana Mandali 697
Sridhar 687
Sridhar A.R. 688
Sridhar, K.T. 635
Sridhara Bhandary 696
Sri Jagadguru Renukacharya Education Society 527
Srikantaiah K. 670
Srikanthan 667
Sri Kantheerava Narasimharaja Sport Club Mysore 111
Sri Krishna Bhat 635
Srimati H.S. 606
Srinatha 636
Srinivas G. (Kappanna) 693
Srinivasa K. 600
Srinivas K.H. 587
Srinivasa N. 595
Srinivas P.B. 623,84
Srinivas Pa.Sha. 606
Srinivasachar 677
Srinivasachari M.V. 650
Srinivasacharya N.P. 650
Srinivasa Murthy A.P. 602
Srinivasa Murthy R.K. 672
Srinivasa Murthy G. 697
Srinivasa Murthy M.R. 679
Srinivasa Nayak 632
Srinivasan B.N. 598
Srinivasan R. 647
Srinivas Prabhu 630,97
Srinivasa Raju Chi. 580,95,605
Srinivasa Setty 602
Srinivasa Varma B.K. 650
Sripathi Manjanabailu 692
Sripurusha 705
Sriram M.S. 595
Sriranga 595,690
Sri Ravi 601
Sri Sangeet Vidyalaya 678
Sri Siddaganga Education Society, Tumkur 528
Sri Taralabalu Jagadguru Education Society, Sirigere 528
Srivatsa 598
Sri Veereshwar Punyashram 678
STD/ISD 307
Stamps and Registration 418
Standard of Living 330
State Adult Education Programme 378
State Co-operative Marketing Federation 255
State Crop Insurance Fund 148
State Co-operative Union 256
State Department of Agriculture 141,42,48
State Domestic Product of Karnataka 316
State Homes and Reception Centres 571
State Industrial Policy 188,89
State Lalithakala Academy 654

State Sahitya Academy Awards 694
State Urdu Academy 634
State Vigilance Commission 414
Strand Vegetation (Beach Vegetation) 23
Subbaiah Naidu 689
Subbanna K.R. 649,53,58
Subbanna K.V. 585,96,602,06,93
Subba Rao 602
Subba Rao A.N. 657,61
Subbarao R.V. 637,38
Subba Rao V.N. 619,23
Subba Ratnam 679
Subhaschandra 614
Subhashini Devi G.V. 650
Subhas Pandit 641
Subhodha Rama Rao 601
Subramanian S.V. 647
Subramanyam K.G. 658
Subramanya Raju 649
Subramanya Shastry M.R. 627
Subraya Bhat .P. 635
Sudarshan Desai 591
Suddi Bidugade 622
Suddi Moola 622
Suddi Sangathi 619
Sudha 620
Sudhakara 610,13
Sudha Madappa C. 624
Sudha Muttanna A. 624
Sudharama 622
Sudharani 703
Sudharani Raghupathi 687
Sudhaarti 601
Sugar Factories 196
Sugar Industry 194-96
Sugunamala 621
Sujana 587
Sujatha 586,639,647
Sujatha H.S. 606
Sujatha Rajagopal 688
Sukanya Maruthi 603
Sukanya Murthy 598
Sukanya Prabhakaran 672
Sukanya Ramgopal 672
Sulaiman Khateef 633
Sulaiman Khumar 633
Sumitra B.K. 682,84
Sumitrabai B.N 592
Sumukhananda 596
Sunanda Devi 685
Sundara A. 59
Sundaram R.V.S. 614,37,39
Sundar Nadkarni 589
Sundarpandian 647
Suneetha Appachchu K. 624
Sundar Rao Ba.Na. 599
Sunita Rao 588
Suniti Krishnaswamy 588
Sunita Shetty 592
Sunkapur M.S. 592,617
Sunandamma T. 601
Surabhi 619
Surakod Hasan Nayim 607
Surendra Dani 623
Suresh B.N. 673
Suresh B.V. 649,57
Suresh H.N. 649
Suresh Kumar M.B. 650
Suresh Urs 703
Sursangita Sabha 678
Sursingar 678
Suryakanta 603
Suryanarayana H.S(Suri) 623,703
Suryanarayana L.A. 597
Sushila Devi R. Rao 594
Sutar Monappa Vittappa 699
Swami 697
Swamy B.G.L. 606
Swamy Purushotamanandaji 599
Swamy Vivekananda 599
Swamy Y.R. 584
Swaranjali 678
Swarna-Sita Kodi estuary 21
Syed Jammerulla Shariff 594,602
Syed Ahmed 634
Syed Ahmed Shakir 633
Syed Yunus 660

T

Tadri port 298
Tagore School of Arts 657
Tailoring Centres 567
Tailoring Training Centres 571
Talakadu Mayigowda 679
Talamaddale 695
Talavari Neelagiri 602
Talawadi B.S. 599,609
Taltaje Vasant Kumar 590
Taluk Agricultural Produce Co-op Marketing Societies (TAPCMS) 455
Taluk Shiksha Prasarak Sahakari Mandali 530
Tamilasi, Janaki 637
Tamizhavan 647
Tankasali, Jagannath Bheemrao 623
Tansen Sanman 584
Tantri, K.K. 587
Tapasvikumar N. 612

Tara 703
Taranga 618,621
Tara Shenoy 588
Ta.Ra.Su. 594,601,03,04
Tarun Bharath 622,641
Taruna Bharathi Vidya Kendra 529
Tatachar T.S. 672
Thirupathi Rao 630
Thimmappa B.K. 635
Teacher's Training Examination 500,06,10
Tekkatte Ananda Master 696
Telecommunication 213
Telnir 624
Telephone 307
Telephone Exchanges 308-09
Telephone Linked Village Panchayats 308
Telex exchanges in Karnataka 308
Telgavi Lakshman 598
Telugu Adhyayana Kendra 637
Telugu Janapada Sahityamu 637
Tembe Govind Rao 675
Tembe, Susheela 681
Tennikoit Association 110
Textiles 214,217
Textile Policy 198
Thakazhi Shivashankara 635
Thakur Baburao 641
Thavaragiri (Drama director) 690,92
Thermal Power 225
Thermal Projects 229
Thimmayya P.J. 624
Thippeswamy P.R. 634-44,49,97
Thippeswamy, S. 649
Thitte Krishna Iyengar 584,672
Thushara 621
Tidal Rivers of Uttara Kannada 21
Tidal Wetland Mapping 46
Tidal Zones 22
Tiger-cum-Cat Census 43
Timber 215,218
Times of India 620
Time Research Foundation (TRF) 401
Timmadas 61
Timmegowda 699
Timmegowda N.S. 616
Timmaiah K. 606
Ti. Nam. Shri 584,604
Tipperudrawamy G.S. 592
Tipperudraswamy H.K. 590,604
Tippoji Kala Mandir,Shimoga 657
Tiptur 62
Tipu Sultan Museum 533
Tirumalamba 534
Tirumalesh K.V. 586-88,605,07
T.M.A Pai Foundation Award 632
Tolenda Nachayya 624
Tontandarya Matha 600
Topannavar 61
Toro A.R 640
Torvi, Vinayak 669,676
Tourism 376
Towdur Chandrashekar 619
Town Muncipal Councils 466
Traffic Intensity 275
Training of Anganavadi Workers 572
Training Wings 352
Transmission Technology 225
Transportation 213,16
Tribal Sub-Plan 382,479,563
Trivikrama Shenoy 696
Tuberculosis 541
Tulsi,Ramachandra 688
Tulu Baduku 628
Tulu Janapada Sahitya 628
Tuluva Darshana 628
Tulu Mahasabha 626
Tulu Raajya 628
Tuluver 628
Tuluvere Tudar
Tumkur Times 622
Tumkur Varte 622
Tungabhadra 622
Tungamma A.C. 624
Turumari Sheshagiri Rao 688
T.V. Relay Centre 310
Tygaraja Ganasabha 667
Tyagarajan T.C. 672

U

Ubaid T. 635
Ubhaya Gayanacharya 673
Udaya 622
Udaya Kalavidaru 690
Udayavani 620,22
Udayavar-Pangala Estuary 21
Udev 631
Uduchana Shailaja 587
Udupa, Vasumati 588
Udupi Basava 695
Udaya Maheswar 703
Udayawar Narayanachar 630
Ullahas Karanth 598
Uma Art Institute Belgaum 657
Umadevi M.B. 604
Umalor 631
Umashree 703
Umayalapuram Shivraaman 667

Umesh R. 650,653
Ummatpoo 624
Unchalli Falls 726
University of Agricultural Sciences Bangalore/Dharwad 141-42
University of Bangalore 634
University of Gulbarga 634
University of Mysore 634
Upadhya M.P. 672
Upadhyaya R.S. 623
Upadhyaya Susheela 628
Upadhyaya Viswambhara 598
Upadhyaya U.P. 628,629,635
Upadhya V.V 668
Upanishad 630
Upendra Kumar 703
Uppala Narashimha 639
Uppangala Rama Bhatta 805
Uppin S.B. 659
Uppur Namappa 695
Urban Development Authority 382
Unemployed 354
Unnava Lakshminarayana 637
Urban Agglomeration and Cities 84,87
Urban Banks 254
Urban Housing Programmes 381
Urban Malaria Scheme 540
Urban Population 81
Urbanization in Karnataka 82
Urs Devaraj 63
Usha Ganesh 682
Usha Navartna Ram 588
Usha Sa. 604
Uttara Karnataka 622
Uttasara, Shankarananda 611

V

Vadiraj D. 649,50,59
Vadiraj Bhat K. 628
Vadiraja Swamy 586,87,92
Vaidehi 585,94
Vajpai Gopal 605
Vajramatti Meghamitra 642
Vajrapoha Falls 727
Vakulabhushanam 646
Vakkunda Basavaraja 587
Valli M.S. 602
Vamadev P.M. 643
Vamana 637
Vaman Rao Master 689
Vamshi 589,639
Vanakripa 622
Vanalli Niranjana 605
Vanangamudi Dr. 647
Vani 588
Varadachar A.V. 688
Varadachar E.S. 644,46
Varadaraja Puraskara 641
Varta 641
Varerkar Natya Sangha 641
Varapatrike 619
Varadaraja Pai G. 600
Varada Rajakiya 619
Varadaraja Rao, G. 600
Vasant Raja S. 640
Vasanthalakshmi B.K. 686
Vasantha Lakshmi K.G. 601
Vasantaha Madhava K.G. 597,672
Vasisthputra Satakarani 722
Vastrada Shashikala 586
Vasudev S.G. 608,49,53,59
Vasudeva Bhatta B. 645
Vasudevacharya 599,671
Vasudeva Rao 589
Vasudeva Rao K. 679
Vasudeva Samaga 696
Vasudha Rao 687
Vasundhara 671
Vasundhara Doreswami 687
Vayu Jevottam Rao 677
Vedagana Education & Development Trust, Vijayapura 530
Vedanta Prahlad Sharma 685
Veekshaka 622
Veena Murthy 685
Veena Shanteswar 604
Veene Seshanna 674
Veerabhadrappa, Kum 588,94,603
Veeramanvi, Rajashekhara 595
Veerappa M. 652,54
Veerashiva Vidyavardhaka Sangha,Bellary 528
Veerashiva Vidya Vardhaka Sangha, Talitkoti 529
Veeravani 622,41
Vegetable Crops 154,55,59
Vegetable Oil 217-18
Veigas J.C. 630
Venkatachalam. K. 648
Venkatachalapathy 659
Venkatachala Sharma 643
Venkatachala Shastri T.V. 578,97,605,07
Venkatalakshamma K. 686
Venkatalakshmi B.S. 593
Venkatappa 661
Venkataraja Puninchathaya 628
Venkataram S. 605,90
Venkataramanacharya K. 591

Venkataram Ta.Pu. 589
Venkataramu T. 623
Venkataramu. U.S. 658
Venkataramanappa K. 604,36
Venkatasubbaiah K. 598,690
Venkataswamy,B. 560,68
Venkataswamy Commission 491
Venkatesh 602
Venkatesh R. 591
Venkatesh T. 619
Venkateshachar K. 672
Venkatesha Bhajana Mandali 632
Venkatesha Prabhu M. 632
Venkatesh Kumar 676
Venkatesh Mannur 676-77
Venkateshmurthy M.S. 585,86,97,602,04,06
Venkatramana Bhatt 660
Venkatasubbaiah M.P. 600
Venkatasubba Rao M.V. 589
Venkoba Rao, 689
Vemana 636
Venu B.L. 589
Venugopal 692
Venugopal H.S. 650,58
Venugopal Rao V.S. 607
Veterinary Institutions 178
Vibhuti, Leela 642
Victor Dhanraj 307
Vidyabhushan Teertha Swamiji 684
Vidya Sapre-Chaudari 640,41
Vidyashankar S. 597,607
Vidya Vardhaka Sangha 656
Vighneshwara Sharma 599
Vigilance Commission 405
Vijaya 590
Vijaya Bhaskar 703
Vijaya Fire Acts Society 660
Vijayamma B.S. 601
Vijayalakshmi R.S. 597
Vijaya Mahatensh Kala Mandira, Hubli 656
Vijayanagara Empire 61
Vijayanagara-Hampi Festival 312
Vijapur Rambhau 677
Vijapuravarthe 622
Vijayasree 589
Vijaya Subbaraj 595
Vijaya Tendulkar 640
Vijayavani 622
Vikrama Visaji 602
Vilayat Hussain 670
Vilayat Khan 673
Village Industries 190-91
Vimala Rama Rao 591
Vimala Sheshadri 600
Vinaya Prasad 703
Vindhya Vasini 637
Vinoda B.Y. 649
Vinu M. 624
Violin Meastro Chowdaiah 667
Violinist Nagaraj 666
Virabhadrappa B.V. 605
Vishala Karnataka 620
Vishali 637
Vishalakshi Dakshina Murthy 588
Vishnu Kumar 627
Vishnu Nayaka 586,98
Vishnu Tunga 626
Vishnuvardhana 703,06
Vishwesarappa G. 610
Visveshwarayya Sir M. 205
Viswa Industrial Programme 242
Vishwanatha Vamshakrithamath 692
Viswaprachara 622
Vishwa Kannada Sammelana 585,652,54
Viswa Programme 205
Vishwa Manu Seva Samsthe 582
Vishwavani 620
Visweswaran R. 672
Vishweshwara Raju S. 649
Vithal M. 624
Vittal Rao P.R. 594
Vishweswaran R. 672
Vishweshwara Raju S. 649
Vithal M. 624
Vittal Rao P.R. 594
Vivekananda Kala Mandir 657
Vivek Rai B.A. 592,97,628
Vividh Bharati Programmes 310
Vocational Education 379
Vocational Guidance 351
Vocational Rehabilitation Centre 576
Vyasarao 595
Vyasa Rao M.N. 586,605
Vyasatirtha 705
Vykuntaraju B.V. 596,605,19
Vyjayanti 685

W

Wadappi B.R. 580
Wage Rate 345
Wahab Anadaleef 634
Wahhid Khan 675
Wakf Institutions 580
Wali M.N. 611
Wali Shivasharanappa 622
Walikar, Channanna 595,90,603,08,15
Walvekar Hanumantha Rao 673

Warehouses 140
Water Bodies 47
Water Supply 380
Water Transport 376
Waze G.C 376
Weights & Measures 263-4
Walfare of other Backward Classes 383
Welfare of SCs & STs 383
Welfare of Street Children & Rag Pickers 384
Welfare of the Handicapped 575-76
Western Ghats 17,18
Western Ghat Development Programmes 399-400
Wheel & Axle Plant 219,293
Whole Sale Price Index of Agricultural Commdodities 340-41
Wholesale Retail Prices 333
Wild Life 41
Wildlife Circles & Divisions 32
Wildlife Environment Awareness Foundation 43
Wildlife Preservation Group 43
Wild life Sanctuaries 41
Wild Life Wing 43
William Sequeira 631
Wilson Garden Education Society 530
Windsor Manor 663
Wind Energy Project 229
Wind Mill Generators 221
Woment Against Violence 583
Women and Child Development 384
Office 481
Women and Youth Training Extension Project (WYTEP) 147
Women Employment 360,62
Women Police 441
Women Welfare Centres 571
Woolen Weaving 199
Workers & Non Workers 76

Y

Yajna Sharma 602
Yakshagana 627
Yakshagana Trust 697
Yalgi Mahalinga 592
Yallapur Ganapathi Bhat 696
Yamuna Bai R. Rao 606
Yandamoori V. 638.39
Yarappali V. Chandrashekar 650
Yardi, Amrit 640,41
Yashaswi Kalavidaru 691-92
Yatirajayya 699
Yatra 622
Yavagal Ravindra 677
Yavanika 692
Yelakote M.B. 623
Yennegere R. Siddaramaiah 608
Yeshaswi 672
Yogesha Chitrakala Vidyalaya, Bidar 657
Youth and Arts Guide 659
Yugantara Kalavidaru 659
Yugapurusha 621
Yusuf A. 633,49,59
Yuvaranga 693

Z

Zakir Anwer 633
Zammer Aqil Shustri 633
Zia Meer 633
Zilla Parishad 381,472,79,563,69

ADDENDA— I

Chapter X Education: to Page 521

As per the 1991 Census the State's total Percentage of literacy was 47.05 (56.41 males and 38.31 females). For the year 1989-90, there were 23,534 Lower Primary Schools in total with 18,26,743 pupils; 15,818 Higher Primary Schools with 48,77,440 pupils; 3,968 High Schools with 9,44,079 pupils; and 823 composite Junior Colleges with 5,31,216 pupils in them. For the year 1990-91 total Lower Primary Schools were 23,695 with 18,64,839 pupils; Higher primary Schools were 16,462 with 49,68,414 pupils; High Schools were 4,192 with 10,08,801 pupils; and Composite Junior Colleges were 890 with 5,21,444 pupils. The figures for the year 1991-92 were 23,806 Lower Primary Schools with 19,80,147 pupils; 16,273 Higher Primary Schools with 50,55,,839 pupils; 4,420 High Schools with 10,41,256 pupils; and 890 Composite Junior Colleges with 5,21,444 pupils in them.

For the *S.S.L.C. Examination* of April 1990 conducted by the K.S.E.E.B a total of 4,51,057 pupils (3,05,117 boys and 1,45,940 girls) appeared, out of which the total number that were successful was 2,24,445 (1,31,839 boys and 92,606 girls). For the October Examination of the same year, a total of 1,58,075 pupils appeared (1,18,421 boys and 39,654 girls), out of which 22,247 were successful (15,764 boys and 6,483 girls). The total number that appeared for the 1991 April Examination was 4,46,028 (3,26,670 boys and 1,69,358 girls) and the total number of passes was 2,91,045 (1,86,539 boys and 1,04, 506 girls). For the October Examination of the same year, a total of 1,22,527 pupils appeared (88,960 boys and 33,567 girls) and a total of 19,379 passed (12,835 boys and 6,544 girls). For the April 1992 Examination the total that appeared was 5,07,062 (3,27,812 boys and 1,79,250 girls) and the total that passed was 2,43,648 (1,51,287 boys and 92,361 girls). The Supplementary Examination of the same year had a total of 1,52,265 pupils appearing (1,08,955 boys and 43,310 girls) and the total number of passes was 19,308 (12,764 boys and 6,544 girls).

For the *Commerce Examination* conducted in different subjects like typewriting and shorthand in both Kannada and English, following were the total figures for three years: (i) May 1990-total appeared was 79,055 and total passed 38,662; (ii) December 1990- total appeared 59,959 and total passed 30,614;(iii) July 1991-total appeared 80,009 and total passed 41,855: (iv) November 1991- total appeared 63,312 and total passed 21,897; (v) May 1992-total appeared 64,118 and total passed 40,234; (vi) November 1992- total appeared 61,098 and total passed 36,376.

The following were the total figures of the State in the *Drawing and Painting Examinations* conducted by the KSEEB for three years: (i) April 1990-total appeared 1816 and total passes 974; (ii) April 1991- total appeared was 2, 259 and total passed was 1,100; (iii) 1992 April- total appeared was 2,860 and total passed was 1,191.

In the *Music and Instrumental Examination* the total figures of the State were: (i) 1990- total appeared was 4,568 and total number of passes was 3,126; (ii) 1991-total appeared was 5,023 and total passed was 3,363; (iii) 1992-total appeared was 5,131 and total passed was 3,524.

For the *Physical Education Examination* of 1990, a total of 1,746 appeared, of which 1,337 passed; during 1991, 1,378 appeared and 981 passed; and during 1992, for a total of 1,488 that appeared, a total of 1,081 passed.

The following were the total figures for the state in the *Teachers, Training Examination:* (i) May 1990- total appeared was 25,388 and total passed was 10,515; (ii) October 1990-total appeared was 6,521 and total passed was 3,214; (iii) May 1991-total appeared was 18,534 and total passed was 9,008; (iv) October 1991- total appeared was 5,154 and total passed was 2,720; (v) May 1991- total appeared 16,988 and total passed was 9,152; (vi) October 1992-total appeared was 4,918 and total passed was 2,242.

The Karnataka Secondary Education Examination Board also Conducted different language examinations in the following subjects and the total figures for the State are given hereunder:- (i) *Sanskrit* -for the year 1990, for a total of 10,220 candidates 7,992 passed; during 1991, for a total of 9,611 candidates 7,744 passed; during 1992, for a total of 9,265 candidates, 7,577 passed. (ii) *Hindi Shikshak*- For the year 1990, for a total of 944 candidates, 507 passed; during 1991 for a total of 1,440, 987 passed; and during 1992 out of 1840 that appeared in total 1,126 candidates passed. (iii) *Arabic* - For the year 1990, for a total of 679 candidates, 591 passed; during the years 1991 and 1992 for a total of 888 and 1,203, a total of 781 and 1,114 passed respectively.

In the *Acting and Playback Singing Examination* held by the K.S.E.E.B. the total figures for the state for three years were: (i) 1990-total appeared was 926 and total passed was 24; (ii) 1991-total appeared was 41 and total passed was 29; (iii) 1992- total appeared 50 and total passed was 31.

For the year 1993-94 a total of 66 B.Ed. Colleges were functioning in the state of which, nine were Government colleges and 57 were private colleges.

The Board of Pre-University Education, the nomenclature of which has been of late changed as the *Department of Pre-University Education,* conducted Public Examination for the II PUC Students and the state figures of candidates for four years were: (i) 1990 (March)-total appeared was 3,00,368 and total passed was 1,03,787; (ii) 1990 (October)-total appeared was 1,65,906 and total passed was 42,068; (iii) 1991 (March)-total appeared was 2,89,799 and total passed was 1,01,914; (iv) 1991 (October)- total appeared was 1,46,843 and total passed was 31,478; (v) 1992 (March)- total appeared was 3,30,209 and total passed was 1,04,347; (vi) 1992 (October)- total appeared was 1,65,310 and total passed was 3,38,72; (viii) In the 1993 April session for a total of 3,58,225 that took the examination 1,39,110 passed. During the decade 1981-82 to 1991-92 the number of First Grade Colleges in the State doubled. It was totally 265 during the previous decade which rose to 577 during1993-94, of which 136 were Government Institutions.

Add to Page No 521

Kannada University

At Hampi, the Kannada University was established on the 1st November 1991. A 600-acre plot has been granted for the University's campus. An amount of Rs.80.00 lakh, 100.00 lakh and 190.00 lakh has already been sanctioned for the first, second and third years respectively since its inception by the State Government. It is a unique University of the State. Kannada University does not have any affiliated colleges under its control nor does it engage itself in imparting education to students. It is purely an academic body that creates opportunities for scholars to take up research and field work in areas not yet been taken in the realm of research. Only Ph.D. degrees are awarded here. It has planned several time-bound projects. While some like the children's encyclopaedia called *Kiriyara Vishwakosha* have already been published, some others are under preparation. Several other projects like *Krishipada Kosha, Purana Kosha, Karnataka Kosha, Kavya Shastra Paribhashika Kosha, Karnataka Gramadevathegala Vishwa Kosha, Vaidyakeeya vishwakosha, Bhoovignana Padakosha and Samaja Karya Kosha* are underway. In addition, the university conducts regular seminars, workshops and lecture programmes by sending its academic staff to other universities and academic bodies, as well as by inviting specialists in all academic disciplines to partake in its seminars and workshops. It publishes periodicals like *Cheluva Kannada, Pustaka Mahiti* and *Vignana Sangathi.*

It has already conducted several language workshops for teachers of both Primary and High Schools. In the field of art it has conducted a Formal Art Camp and Drama Direction Camp. It has been collecting documentary evidences on Hampi and is striving to record the history and folk-art of Hampi in the true perspective.

ADDENDA-II

Chapter VIII
Social Services

Addenda to Page No. 569

To be included after Karnataka Backward Classes Commission: (G.O.No. SWD 75 BCA 92 Bangalore Dated 20.4.1994)

Since 20th April 1994, the Government of Karnataka has accepted long awaited the 3rd Backward Classes Commission report of Justice O. Chinnappa Reddy. The Report submitted in April 1990 has been modified in view of the Mandal Commission Report of the Central Government and the Judgement of the Supreme Court on 16.11.1992 relating to reservation for Socially and Educationally Backward Classes based on the implementation of Mandal Commission Report. It has also adopted 'Creamy Layer Principle of Chinnappa Reddy Partially.'

The extract of the order is as given below:-

(a) The list of Other Backward Classes of Citizens under Articles 15(4) and 16(4) of the Constitution shall be as specified in Annexure I to this order

(b) Category-IV in Annexure II also called Occupational croup will consist of the following citizens (as detailed in Annexure-II)

(1) Agricultural labourers, (2) Handloom Weavers, (3) Construction workers (4) Automobile Drivers (5) Conductors and Cleaners, (6) Auto and cycle Rikshaw Drivers (7) Employees in Factories, (8) Employees in Shops and Establishments,(9) Road, Bridge and Railway Track and Irrigation Project Workers (10) Street Hawkers, (11)Rural Artisans, and (12) Other Manual workers.

c) The percentage of reservation for the Other Backward Classes of citizens listed in Annexure I and II under Article 15(4) and 16(4) of the Constitution shall be fixed at 50% respectively as follows:

1) Category I	-	5% (Most Backward)
2) Catgegory II	-	28% (More Backward)
3) Category III	-	12% (Backward)
4) Category IV	-	5% (Occupational Group)
Total		50%

d) No one should be entitled to benefit of reservation under Article 15(4) or under article 16(4) of the Constitution of India:

i) Either of whose parents is a Class I or Class II officer in the Service of the Government or holds an equivalent posts in public Sector Undertaking or an employment under a private employer and draws a salary which is not less than that of a class II officer (initial stage of the pay scale of Rs. 2050-3950)

2) Either of whose parents is a professional i.e.,

i) Doctor, ii) Lawyer, iii) Chartered Accountant, iv) Income Tax Consultant v) Financial or Management Consultant, vi) Dental Surgeon,and vii) Engineer or Architect.

3) Either of whose parents is an income tax assessee:

4) Either of whose parents is assessed to a sales tax:

5) Either of whose parents or both together own more than 8 hectares of rainfed or dry land or its equivalent.

e) Reservation of 50% under Article 16(4) of the Constituton shall also be fixed in respect of Backward Classes and Occupational Group in all State Public and Private institutions which are receiving'Aid' from the State. 'Aid' shall mean and include financial assistance, acquisition of or sanction of land by Government, refund of sales tax or percentage tax or any other monetary assistance given by the State Government. The "Rural Area" Shall mean a village or town having a population of less than fifty thousand.

CATEGORY-I

(MOST BACKWARD)

Sl.No.		Name of the cast
1.		Agamudi
2.	(a)	Ambalakaran
	(b)	Ambalakarma
3.		Bavandhi
4.	(a)	Bavaji
	(b)	Atit
	(c)	Bairagi
	(d)	Bavani
	(e)	Byragi
	(f)	Daurigosayi
	(g)	Davari
	(h)	Gosayi
	(i)	Gusai
	(j)	Helava (incl. the Lingayat Sub-group)
	(k)	Helova
	(l)	Holeva
	(m)	Nandiwala
	(n)	Nathapanthi
	(o)	Pichigunta
	(p)	Pichguntala
	(q)	Pichiguntala
	(r)	Bava
	(s)	Byaragi
5.	(a)	Bestha
	(b)	Ambiga (incl the Lingayat Sub-group)
	(c)	Barki
	(d)	Besthar
	(e)	Bhoyi (incl. the Lingayat Sub-group)
	(f)	Blunde-Beshtar
	(g)	Daalji
	(h)	Daavat
	(i)	Gabit
	(j)	Galadakonkani
	(k)	Gangemakkalu
	(l)	Gangakula
	(m)	Gangamatha (incl. the Lingayat Sub-Group)
	(n)	Gangamathasta
	(o)	Gangaputra
	(p)	Gowrimatha
	(q)	Bunde Bestha/Gunde Bestha
	(r)	Harakanthra
	(s)	Jalagara
	(t)	Kabbera / Kabber
	(u)	Kabbaliga
	(v)	Kabbili
	(w)	Kahar
	(x)	Kharvi
	(y)	Koli
	(z)	Kolimahadev
	(aa)	Maddar
	(ab)	Meenagar
	(ac)	Mogaveera
	(ad)	Moger
	(ae)	Mukkavan
	(af)	Parivara
	(ag)	Siviyar
	(ah)	Sunagara (incl. the Lingayat sub-group)
	(ai)	Thoreya
6.	(a)	Bhamta
	(b)	Bhompta
	(c)	Paradeshi-Bhampta
	(d)	Takari
	(e)	Bhomptra
	(f)	Uchillian
7.		Bhatraju
8.	(a)	Bogad
	(b)	Begadi
	(c)	Bagadi
	(d)	Bogadi
9.	(a)	Budududuki
	(b)	Bududki
	(c)	Chhetri
	(d)	Devari
	(e)	Garadi
	(f)	Giddidki
	(g)	Joshi
	(h)	Kichagara
	(i)	Killikyata
	(j)	Modiga
	(k)	Pansa
	(l)	Panasa
	(m)	Pingale
	(n)	Sadajoshi
	(o)	Budbudkala
10.		Chunchar
11.	(a)	Dasari
	(b)	Chakravadya-Dasa
	(c)	Dang-Dasar
	(d)	Dombi-Dasaru
12.	(a)	Devadasi
	(b)	Basavi
	(c)	Bhavin
	(d)	Bogam
	(e)	Ganika
	(f)	Kalavant
	(g)	Nat
	(h)	Natuva
	(i)	Patramela
13.	(a)	Ghisade
	(b)	Ghisadi
14.	(a)	Goniga
	(b)	24-Male-Telugu Chetty
	(c)	Goniga-Chetty
	(d)	Sadusetty
	(e)	Salaparu
15.	(a)	Gurav
	(b)	Tamballa
	(c)	Tambli
16.		Gurkha
17.	(a)	Halawakki-Wakkal
	(b)	Atte-Vokkalu
	(c)	Gam Gawada
	(d)	Gam Vokkalu
	(e)	Grama-Vokkalu
	(f)	Halakki-Vokkalu
	(g)	Kare-Vokkalu
	(h)	Kunchavakkal
	(i)	Shilwakkal
	(j)	Vakkal
	(k)	Gavada
	(l)	Gam Gowda
	(m)	Gram Vakkal
18.	(a)	Hawadiga
	(b)	Hawgar
	(c)	Howgar
19.	(a)	Jogi
	(b)	Brahma-Kapali
	(c)	Jogar
	(d)	Jogtin
	(e)	Kapali
	(f)	Raval
	(g)	Ravalia
	(h)	Sanjogi
	(i)	Sanyasi
	(j)	Joger
20.	(a)	Kanjirbhat
	(b)	Kanjar
	(c)	Khanjar Bhat
21	(a)	Kashikapadi
	(b)	Tirumali
22.	(a)	Katabar
	(b)	Katabu
23.	(a)	Katik
	(b)	Aray
	(c)	Are-Kasai
	(d)	Ari-Katikelu
	(e)	Kalal-Khatik
	(f)	Kasab
	(g)	Kasai
	(h)	Maratti
	(i)	Suryavamsha Kshatriya
24.	(a)	Kolari
	(b)	Kalayiri
	(c)	Koleri
25.	(a)	Kolla
	(b)	Kollalla
26.		Kotari
27.		Kudubi
28.	(a)	Kurma
	(b)	Kurmi
29.	(a)	Ladaru/Ladara/Ladar
	(b)	Lad
	(c)	Yelegar

30. Malava
31. (a) Medara (incl. the Lingayat Sub-group)
(b) Batter
(c) Burned
(d) Gauriga
(e) Gouriga
(f) Gowri
(g) Gowrimaratha
(h) Gowriga
(i) Medari
(j) Burud
32. Mudhar
33. Otari
34. Pamlor
35. (a) Pangual
(b) Pangusal
36. Panika
37. (a) Raya rawath
(b) Ravat
38. Reinudas
39. Sansia
40. Satarkar
41. Siddi
42. a) Sikkaligara
(b) Shikalagar
(c) Shikkaligar
43. (a) Somavamsa Arya Kshtriya
(b) Chitara
(c) Chitragar
(d) Digwan
(e) Jeenagara
(f) Najabund
(g) Nalabund
(h) Tambat
44. Takankar
45. (a) Tewar
(b Kalari
(c) Kallar
(d) Maravar
46. (a) Tilari
(b) Tirali
47. (a) Uppara (incl. the Lingayat Sub-Group)
(b) Beldar
(c) Chunar
(d) Gavadi
(e) Goundi
(f) Kallu Kutiga Uppara
(g) Lonari
(h) Melu Sakkreyavaru
(i) Melusakkare
(j) Namada-Uppara
(k) Padit
(l) Padithi
(m) Padi
(n) Sagara
(o) Sunnagara (Incl.the Lingayat Sub-group)
(p) Sunna-Uppara
(q) Uppaliga
(r) Uppaliga-Shetty
(s) Uppaliyan
(t) Uppera
(u) Yakalara
(v) Yekkali
48. Vaidu
49. Vasudev
50. (a) Veer
(b) Veeramasti
(c) Vir
51. Yeralu
52. (a) Yerkala
(b) Erakala
(c) Kaikadi
(d) Koragar
(e) Kormasetty
(f) Kunchi
(g) Korwar
(h) Korwari
(i) Korva
(j) Yerukala
53. (a) Bailpatar
(b) Bilapatar
54. (a) Bajania
(b) Bajenia

55. Balasanthoshi
56. Bazigar
57. Beria
58. (a) Bhardi
(b) Bhargi
59. (a) Chara
(b) Chhar
(c) Chhara
60. (a) Chaprar Band (Muslim)
(b) Chaprar Banda
61. Chitrakathijoshi
62. Darvesu
63. Dholi
64. (a) Durgamurga
(b) Burburcha
65. (a) Modikara
(b) Modikar
66. (a) Gondali
(b) Ghondali
(c) Gondaliga
(d) Gondhalli
(e) Gondhalli
67. Vagri
68. (a) Javeri
(b) Jawari
69. Johari
70. (a) Kamatti
(b) Kaman
71. (a) Kanjari
(b) Kanjir
72. (a) Kalkari,Kelkari
(b) Khelkari
73. (a) Kolhati
(b) Kolhatigi
74. Masania yogi
75. Full Mali
76. Sarania
77. (a) Sarodi
(b) Saroda
78. Vadi
79. Bedaru
80. Gouli
81. Gopali

CATEGORY-II
(MORE BACKWARD)

1. (a) Agasa (including the Lingayat Sub-Group)
(b) Chakala
(c) Dhobi
(d) Madivala (Including the Lingayat Sub-group)
(e) Mannan
(f) Parit
(g) Rajaka
(h) Sakala
(i) Vannan
(j) Velluthedan
(k) Sakalavadu
2. (a) Bargi
(b) Baori
(c) Bendar
(d) Berad
(e) Boya
(f) Byada
(g) Chigari Betagar
(h) Haranshikari
(i) Hirshikari
(j) Myasa Nayaka
(k) Naikamakkalu
(l) Naikwadi
(m) Nirshikari
(n) Palegar
(o) Parivara-Nayaka
(p) Phasachari
(q) Phasechar
(r) Remoshi
(s) Talwar Boya/ Talwar
(t) Urs-Nayaka
(u) Vaghri
(v) Valmiki (Lingayath Sub-Group Including)

(w) Valmikimakkalu
(x) Vedan
(y) Wagiri

3. (a) Devadiga
(b) Devali
(c) Moyili
(d) Padiar
(e) Seregara
(f) Servegar
(g) Sheregar
(h) Suplig

4. (a) Golla
(b) Adavigolla
(c) Anubaru
(d) Asthanagolla
(e) Atanabaru
(f) Gauli
(g) Gavali
(h) Gavli
(i) Gopala
(j) Gowli (Including the Lingayat Sub-Group)
(k) Hanabar
(l) Kavadi
(m) Kolayan
(n) Konar
(o) Konnur
(p) Krishna Golla
(q) Manaiyani
(r) Urali
(s) Yadav

5. (a) Idiga
(b) Bandhari
(c) Belchad
(d) Billava
(e) Deevar
(f) Desha Bhandari
(g) Devar
(h) Devarmakkalu/ Divaramakklu
(i) Ediga
(j) Eliga
(k) Ezhava
(l) Gamalla
(m) Goundla
(n) Hale Paikaru
(o) Hale Paik
(p) Illavan
(q) Kalal
(r) Malayali Billava
(s) Nadar
(t) Namadhari
(u) Thiyan
(v) Iliga
(w) Goondla
(x) Tiyan

6. (a) Kumbara (including the Lingayat Sub-group)
(b) Chakrasali
(c) Gunaga
(d) Ganagi
(e) Koyava
(f) Kula
(g) Kulala
(h) Kumbar
(i) Kumbard
(j) Kummara
(k) Kusavan
(l) Moolya
(m) Sajjan Kumbara
(n) Kumara
(o) Khumbhar
(p) Khumbhar
(q) Kulalar

7. (a) Kuruba (Including the Lingayat Sub-Group)
(b) Bharwad
(c) Dhanagar
(d) Goraya
(e) Halumatha
(f) Kurab
(g) Kuruban
(h) Kurumba
(i) Kurab
(j) Kurumban

8. (a) Nayinda
b) Ambattan
c) Bajanthri (include the Lingayat Sub-Group)
d) Bandari (Including the Lingayat Sub-Group)
e) Chouriya
f) Hadapada (Including the Lingayat Sub-Group)
g) Hajama
h) Kavuttan
i) Kelasi
j) Ksharurika (Including the Lingayt Sub-Group)
k) Kshowrad
l) Mahale
m) Mangala
n) Melagara
o) Nadiga
p) Napitha
q) Navalig (Including the Lingayat Sub-Group)
r) Navi (Including the Lingayt Sub-Group)
s) Nayanaja Kshatriya
t) Nhavi
u) Savitha
v) Nayanaja Kshatri
w) Nadig
x) Kshowrik
y) Kshowrika
a) Satani
b) Chattada Srivaishnava
c) Kadri Vaishnava
d) Sameraya
e) Sattadaval
f) Sattadavan
g) Vaishnava
a) Tigala
b) Agni-Vamsha Kshatriya
c) Agnivanni
d) Agnikula Kshatriya
e) Dharmaraja Kapu
f) Palli

(g) Shambhukula Kshatriya
(h) Thigala
(i) Vanniar
(j) Vannikula Kshatriya
(k) Tigler
(l) Kuravan

11. (a) Viswakarma
(b) Achari
(c) Akkasale (Including the Lingayat Sub-Group)
(d) Ausala
(e) Badigar (Including the Lingayat Sub-Group)
(f) Badiwadla
(g) Bailapatar
(h) Baliu Akkasali
(i) Bailu Kammara
(j) Bogara
(k) Chaptergar
(l) Charodi
(m) Daivagnya Brahmin
(n) Gejjigara
(o) Kambar
(p) Kammalan
(q) Kammara (Including the Lingayat Sub- Group)
(r) Kamsala (Including the Lingayat Sub-Group)
(s) Kamsan
(t) Kanchagar
(u) Kanchora
(v) Kanchori
(w) Kanchugara
(x) Kansar
(y) Kasar
(z) Luhar
(aa) Mesta
(ab) Panchal (Including the Lingayat Sub-Group)
(ac) Pattar
(ad) Silpi
(ae) Sonagar
(af) Sonar

(ag) Soni
(ah) Sutar
(ai) Tacchan
(aj) Viswa Brahmin
(ak) Thattan
(al) Aksali
(am) Kamsal
(an) Badagi
12. Muslim
13. Buddhist
14. SC Converts to Christianity
15. (a) Agori
(b) Karkarmunda
16. Agnani
17. Ambalavasi
18. Anduran
19. (a) Atari
(b) Athari
20 Bahurupi
21. Bakadra
22. (a) Bathal
(b Battal
(C) Batter
23. Bawtar
24. (a) Bhaat
(b) Bohrot
25 Binpatta
26. Bingi
27. (a) Bagadi
(b) Bagaadi
(c) Bagdi
28. (a) Chaliyan
(b) Teruvan
(c) Challiya
29. Chamboti
30. Chambukutti
31. Mestha
32. Jingar
33. Ghadi
34.(a) Ghadsi
(b) Ghadshi
35. Pingle
36. (a) Gosavi
(b) Gosain
37. (a) Gujar
(b) Guzar
38. (a) Gurava
(b) Gurou
39. (a) Gabbit
(b) Gapit
(c) Gaabit
(d) Daalija
40. (a) Bhoi
(b) Boyi
(c) Harikanthra
(d) Kharia
41. (a) Hanbar
(b) Hanabaru
42. Handevazir
43. Handervut
44. Honniyar
45. (a) Hoovadiga
(b) Hugar
(c) Hoogar
(d) Maalgar
(e) Mali
(f) Phool Mali
(g) Phul Mali
(h) Phulari
(i) Phoolari
(j) Jeer
46. Kadu Konkani
47. Karikudumbi
48. Karuva
49. (a) Kathik
(b) Katuka
(c) Katuga
50. Bogar
51. Kasbin
52. (a) Kolayiri
(b) Kolyiri
53. (a) Kanisan
(b) Kaniyar
(c) Kaniyaru
(d) Kaniya
(e) Kantiyan (Other than Kollegal Tq of Mysore Dt)

(f) Kanyan
54. (a) Kanbi
(b) Kulwadi
(c) Kunbi
55. Kutuma
56. Marta
57. (a) Marayan
(b) Maravan
58. Murrari
59. (a) Nadora
(b) Uppu Nadar
(c) Torke Nador
(d) Nador
(e) Nadavar
(f) Nadava
(g) Uppunador
60. Nalki
61. Osthan
62. (a) Pandaram
(b) Pandar
(c) Pandara
63. Panaba
64. Pannekara Konkani
65. Patra
66. Pichati
67. Pullavan
68. (a) Rajapuri
(b) Rajpur
(c) Balavalikar
69. Saniyar
70. Shanan
71. (a) Sudir
(b) Sudra
72. Sutsali
73. Tachayiri
74. Tilvi
75. (a) Gavandi
(b) Govandi
76. Vettuvan
77. (a) Yeklar
(b) Yaklar
(e) Egalikea
78. (a) Gatti/Gattiyavaru
(b) Poledava/Poladavaru
79. Gudigara
80. (a) Darzi
(b) Bhaavasar Kshatriya
(c) Chippi
(d) Chppiga
(e) Simpi
(f) Shimpi
(g) Sai
(h) Mirai
(i) Rangari
(j) Rangrez
(k) Nilari
(l) Namdev
(m) Namadev Simpi
(n) Rangare
(o) Neclagar
81. (a) Devanga
(b) Devang
(c) Koshti
(d) Hutgar/Hutkar
(d) Jed
(f) Winkar
(g) Julohi
(h) Hulkar
(i)_ Hatagar
82. (a) Neygi
(b) Kuruhina Setty
(c) Bili Magga
(d) Thogata
(e) Soniga
(f) Jam Khana
(g) Ayiri
(h) Avir
(i) Sale
(j) Padma Sale
(k) Saale
(l) Kaikolan
(m) Nelikar
(n) Jadar
(o) Jandra
(p) Sakula Sale
83. (a) Pategar

(b) Patvekari
(c) Pattegar
(d) Somavamsha Sahasrarjuna Kshatriya

84. (a) Ganiga
(b) Teli
(c) Gandla
(d) Vaniyan

85. Rajput

86. (a) Balija
(b) Balajiga
(c) Naidu
(d) Bogamteluga
(e) Telaga Balija
(f) Setty Balija
(g) Kasban
(h) Mannur Munnar
(i) Mutrasi
(j) Matracha
(k) Janappan
(l) Balegara
(m) Banagara

87. Amma Kodava

88. Anappan

89. (a) Andi
(b) Andipandaram

90. Baandhi

91. (a) Balaballala
(b) Ballala

92. (a) Banjari
(b) Gore or Goria
(c) Brinjari
(d) Lambaid
(e) Vanjari
(f) Wanjari

93. (a) Bhandi Voddar
(b) Girni Waddar
(c) Tudug Woddar
(d) Kallu Vaddar
(e) Mannu Voddar

94. (a) Bhatial
(b) Bhattia

95. Chakkan

96. Daveri

97. Dogra

98. (a) Garadiga
(b) Garudi
(d) Garudiga

99. Gulli

100. Hindu Sadaru, Sadaru

101. (a) Jatti, Jetty
(b) Mallaru/Malla Kshatriya
(c) Mushtiga

102. (a) Kalavanthi
(b) Bhogam

103. (a) Kanakan
(b) Kanakar

104. (a) Kotegara
(b) Koteyar
(c) Kothati
(d) Kottegara
(e)_ Kotteyara
(f) Kumara Kshatriya
(g) Kumara Panth Komarpant
(h) Rama Kshatriya
(i) Rama Raja Kshatriya
(j) Serugara (North Kanara)
(k) Servegara (South Kanara)
(l) Kote Kshatriya

105. a) Kshatriya-Kshatri

106. Malawa

107. Maleya

108. Aryan

109. Paradhis

110. (a) Raju Kshtriya
(b) Raju-Raju
(c) Rajuwar, Rajavar, Rachevar

111. Sarodi

112. Somavamsha Kshatriya

113. Stanika

114. (a) Tulu
(b) Tuluva

CATEGORY-III
(BACKWARD)
(RURAL AREA ONLY)

1. (a) Vokkaliga
(b) Vakkaliga
(c) Sarpa Vokkaliga
(d) Hallikar Vokkaliga
(e) Namdhari Vokkaliga
(f) Gangadkar Vokkaliga
(g) Das Vokkaliga
(h) Reddy Vokkaliga
(i) Marasu Vokkaliga
(j) Reddy
(k) Hallikar
(l) Kunchitiga
(m) Gouda
(n) Kapu
(o) Heggade
(p) Kamma
(q) Raddy
(r) Gownder

2. (a) Maratha, Marata
(b) Are Kshatri, Are-Maratha Arya Maratha
(c) Arya, Aryaru
(d) Konkan Maratha
(e) Kshatriya Maratha
(f) Kulavadi

3. (a) Bunt/Bant
(b) Parivara Bant

4. Veerashaiva Lingayatha

5. Kodagaru

6. Christian

193925

CATOGORY-IV
(OCCUPATIONAL GROUP)

Agricultural Labourers not owning any land or not owning more than one hectare of rainfed dry land or its equivalent, handloom weavers not owning more than two looms and working for wages or on piece-rate basis, construction workers, automobile drivers, conductors and cleaners, auto and cycle rickshaw drivers, employees in factories and shops and establishments (excluding those employed in managerial supervisory or ministerial capacity), workers engaged in road bridge and railway track work and irrigation projects, pushcart, pavement and street hawkers and vendors, carpenters, black-smiths, mechanics, plumbers, painters, electricians and like employed on wages, hamalis, those engaged in menial occupations such as sweepers and cobblers, those engaged in the occupations of butchers, fishermen and other offensive or noxious occupations, those engaged in domestic service and all other mannual workers employed on daily wages.

பதிப்பாசிரியர்
விவாச்சுவடி
V 213
N74
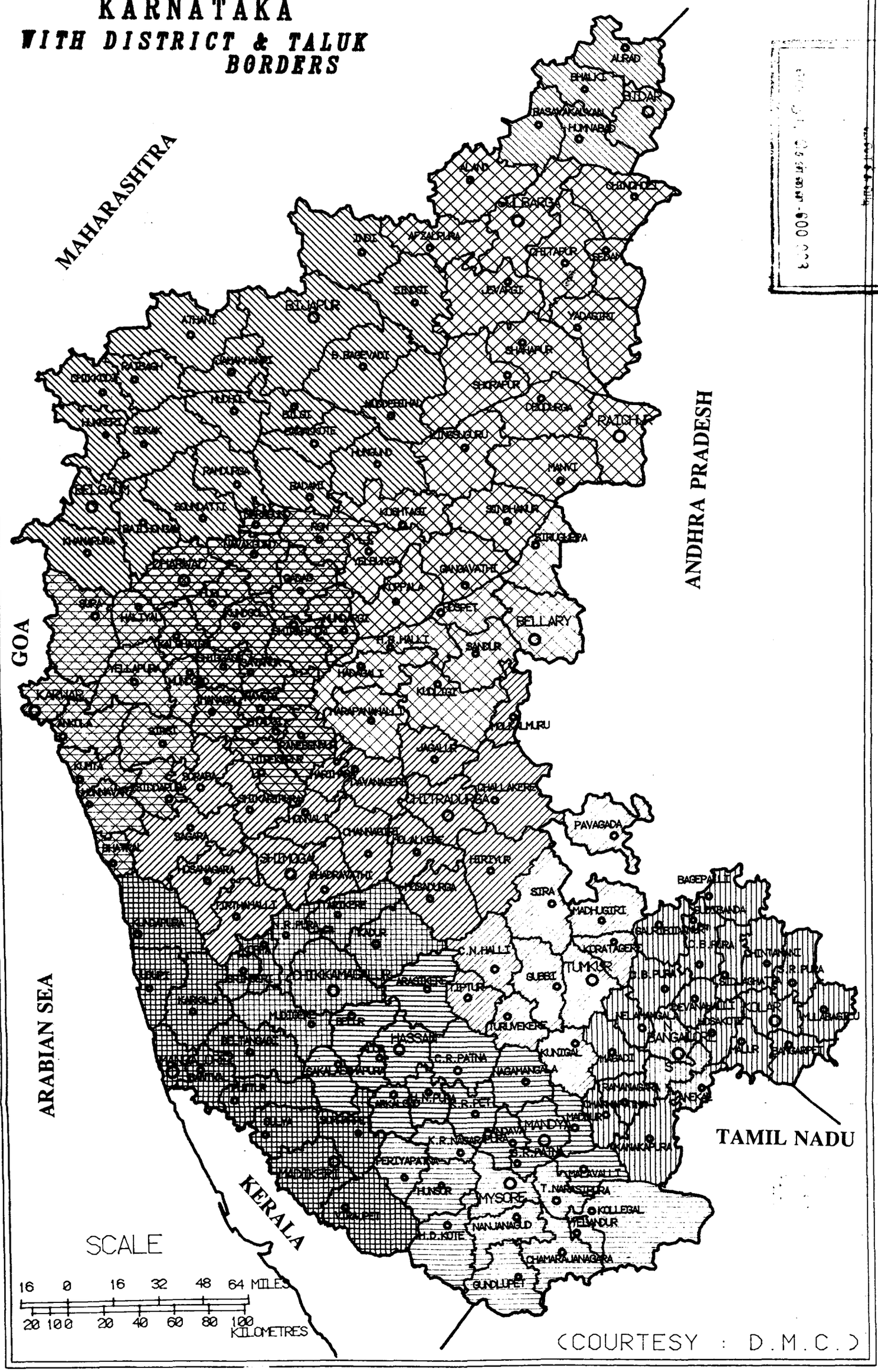
KARNATAKA
WITH DISTRICT & TALUK BORDERS